



**AUBURN FOOTBALL**  
**2016 MEDIA ALMANAC**

# Table of Contents

## Table of Contents

<b>Auburn Football</b> .....	<b>2-12</b>
Jordan-Hare Stadium .....	2-4
Football Facilities .....	5
Uniquely Auburn .....	6-9
The Fable of War Eagle.....	10
Aubie.....	11
Auburn Symbols.....	12
<b>2016 Rosters</b> .....	<b>13-14</b>
Alphabetical Roster/Pronunciation Guide.....	13
Numerical Roster .....	14
<b>2016 Tigers</b> .....	<b>15-49</b>
Player Bios.....	15-49
<b>Coaches</b> .....	<b>50-64</b>
Gus Malzahn.....	50-51
Assistant Coaches.....	52-60
Football Support Staff.....	61-63
Auburn Athletic Administration.....	64
<b>2015 Review</b> .....	<b>65-82</b>
2015 Final Stats.....	65-67
2015 Scoring Drives.....	68
2015 Game-By-Game/Lineups.....	69
2015 Individual Game-By-Game.....	70-71
2015 Player Participation.....	72
2015 Superlatives.....	73
2015 Plays of 20+ Yards.....	74-75
2015 Miscellaneous Stats.....	75
2015 Game Reviews.....	76-82
<b>Records</b> .....	<b>83-157</b>
Individual Records.....	83-86
Team Records.....	87-89
Career Leaders.....	90-96
Career Statistical Leaders.....	97-106
Single-Season Leaders.....	107-113
Team Single-Season Records.....	114
Team Scoring Records.....	115-116
Single-Game Records.....	117-119
Freshman Records.....	120-122
Individual Game Highs.....	123-131
Individual Game Highs By Date.....	132-139
Long Plays.....	140-141
Longest Drives (1970-2015).....	142
Specialty Touchdowns/Safeties.....	143-144
Overtime History/Records.....	144
Two-Point Conversions.....	145
Quarterback Debuts/Career Records.....	146
Year-By-Year Leaders.....	147-152
Year-By-Year Team Statistics.....	153-156
SEC Statistical Leaders.....	157
<b>History</b> .....	<b>158-272</b>
All-Time Results.....	158-173
Yearly Records.....	174
Records vs. All Opponents.....	175
Record vs. Football Bowl Subdivision.....	176
All-Time Results vs. Opponents.....	177-183
Games by Date.....	184-195
Night Games at Jordan-Hare Stadium.....	196
Televised Games.....	197-202
Miscellaneous Records.....	203
Auburn Streaks.....	204
Lettermen.....	205-215
Lettermen by Hometown.....	216-228
Team Captains.....	229
All-Time Coaching Records.....	230
All-Time Assistant Coaches.....	231
National Award Winners.....	232-239
Auburn All-Americans.....	240-248
Honor Roll.....	249-256
National FB Foundation HOF.....	257
College All-Star Games.....	258-259
Auburn Awards & Spring Awards.....	260-266
All-Time Teams/Decade Teams.....	267-272

<b>Auburn SEC Championship History</b> .....	<b>273-277</b>
1997/2000/2004/2010/2014 Game Recaps.....	273-275
Auburn SEC Championship Game Records.....	276-277

<b>Auburn Bowl History</b> .....	<b>278-307</b>
Bowl History & Results.....	278-279
Bowl Records.....	280-282
Individual Career Bowl Stats.....	283-287
Bowl Recaps.....	288-307

<b>Auburn in the NFL</b> .....	<b>308-319</b>
Auburn in the NFL.....	308-310
Auburn in the NFL Draft.....	311-313
NFL Honors.....	314-315
Auburn by NFL Team.....	315-319

<b>Opponents/Media Information</b> .....	<b>320-331</b>
2016 Opponents Directory.....	320
Auburn Superlatives vs. SEC Opponents.....	321-325
Homecoming History.....	326
Deep South's Oldest Rivalry.....	327
Iron Bowl.....	328
Auburn Athletic Communications.....	329
Auburn Sports Network.....	330
Index.....	331

## Athletic Communications Staff

<b>Associate AD (Malzahn request)</b> .....	<b>Kirk Sampson</b>
E-Mail.....	kirk@auburn.edu
Cell Phone.....	(334) 750-1385
<b>Asst. AD (Primary Contact)</b> .....	<b>Shelly Poe</b>
E-Mail.....	slp0019@auburn.edu
Cell Phone.....	(334) 707-4910
<b>Asst. Director/Football</b> .....	<b>Taylor Bryan</b>
E-Mail.....	taylor.bryan@auburn.edu
Cell Phone.....	(334) 750-3862
<b>Associate Director/Football</b> .....	<b>Dan Froehlich</b>
E-Mail.....	froehdp@auburn.edu
Cell Phone.....	(334) 750-1389
<b>Director</b> .....	<b>Chuck Gallina</b>
E-Mail.....	chuckg@auburn.edu
Cell Phone.....	(334) 750-1386
<b>Assistant Director</b> .....	<b>Wes Todd</b>
E-Mail.....	wlt0006@auburn.edu
Cell Phone.....	(334) 750-5682
<b>Assistant Director</b> .....	<b>Cody Voga</b>
E-Mail.....	(334) 750-9023
Cell Phone.....	Voga@auburn.edu
<b>Assistant Director</b> .....	<b>Kendra Willard</b>
E-Mail.....	kal0014@auburn.edu
Cell Phone.....	(614) 929-8029
<b>Communications Assistant</b> .....	<b>Josh Wetzell</b>
E-Mail.....	jww0026@auburn.edu
Cell Phone.....	(256) 458-1481
<b>Administrative Assistant</b> .....	<b>Kathy Harker</b>
E-Mail.....	harkeka@auburn.edu
Office Phone.....	(334) 844-9800
<b>Photographer</b> .....	<b>Wade Rackley</b>
E-Mail.....	wwr0004@auburn.edu
Cell Phone.....	(334) 750-6907

## 2016 Quick Facts

### General Information

Location.....	Auburn, Ala.
Founded.....	1856
Enrollment.....	25,469
President.....	Dr. Jay Gogue
Athletic Director.....	Jay Jacobs
Faculty Representative.....	Dr. Mary Boudreaux
Nickname.....	Tigers
Colors.....	Burnt Orange and Navy Blue
Stadium.....	Jordan-Hare Stadium (87,451)
Playing Surface.....	Natural Grass
Conference.....	Southeastern (West Division)
First Year of Football.....	1892
All-Time Overall Record.....	741-427-47

### Football Staff

Head Coach.....	Gus Malzahn
Associate Head Coach/DL.....	Rodney Garner
Offensive Coordinator/QBs.....	Rhett Lashlee
Defensive Coordinator.....	Kevin Steele
Co-Offensive Coordinator/Receivers.....	Kodi Burns
Tight Ends/Special Teams.....	Scott Fountain
Offensive Line.....	Herb Hand
Running Backs.....	Tim Horton
Secondary.....	Wesley McGriff
Linebackers.....	Travis Williams

### Football Support Staff

Head Football Athletic Trainer.....	Robbie Stewart
Senior Football Athletic Trainer.....	Kirk Nielson
Team Physician.....	Dr. Michael Goodlett
Orthopaedic Surgeon.....	Dr. James Andrews
Strength and Conditioning Coach.....	Ryan Russell
Strength and Conditioning Asst.....	Bryan Tatum
Strength and Conditioning Asst.....	Anthony Kincy
Strength and Conditioning Asst.....	Connor Mielke
Assistant AD/Football.....	David Gunn
Assistant AD/Operations.....	Jeremy Roberts
Director of Football Operations.....	Jamie Croley
Director of High School Relations.....	Doug Goodwin
Director of Recruiting Operations.....	Brett Whiteside
Director of Player Personnel.....	Patrick Suddes
Team Chaplain.....	Chette Williams
Video Coordinator.....	Bo Larkin

### Football Quick Facts

2015 Record.....	7-6
2015 SEC Record.....	2-6
SEC Finish.....	7th, Western Division
Final Ranking (AP/USAT).....	NR/NR
Lettermen Returning/Lost.....	53/21
Starters Returning.....	17 (7 offense, 6 defense, 4 specialist)
Starters Lost.....	11 (5 offense, 6 defense, 0 specialist)

## 2016 Schedule

Sept. 3	CLEMSON	8 p.m.
Sept. 10	ARKANSAS ST.	6:30 p.m.
Sept. 17	TEXAS A&M*	6 p.m.
Sept. 24	LSU*	TBA
Oct. 1	ULM	TBA
Oct. 8	at Mississippi St.*	TBA
Oct. 22	ARKANSAS*	TBA
Oct. 29	at Ole Miss*	TBA
Nov. 5	VANDERBILT*	TBA
Nov. 12	at Georgia*	TBA
Nov. 19	ALABAMA A&M	TBA
Nov. 26	at Alabama*	TBA

\*\*All times CT

\*SEC game

Auburn University is an equal opportunity educational institution/employer

# Pat Dye Field at Jordan-Hare Stadium

Pat Dye Field at Jordan-Hare Stadium, the nation's 12th-largest on-campus stadium with a capacity of 87,451, is entering its 77th year as home to the Auburn Tigers.

On football Saturdays in Auburn, Jordan-Hare Stadium becomes Alabama's sixth-largest city. More than 75,000 season tickets have been sold to Auburn home games in each of the last 21 years.

The stadium is named for Ralph "Shug" Jordan, Auburn's all-time winningest football coach, and Clifford Leroy Hare, a member of Auburn's first football team, president of the old Southern Conference and longtime chairman of Auburn's Faculty Athletic Committee.

Legendary coach Pat Dye has also had his name forever attached to Jordan-Hare Stadium, as the turf officially became known as Pat Dye Field at Jordan-Hare Stadium prior to the 2005 Iron Bowl. Dye, who served as head coach and athletics director at Auburn (1981-92) and was inducted into the College Football Hall of Fame (2005), led Auburn to a 99-39-4 record and four SEC Championships in his 12 seasons on the Plains.

What is now Jordan-Hare Stadium was first opened and dedicated on Nov. 30, 1939, at the Auburn-Florida game. Babe McGehee, who passed away Oct. 1, 2005, scored the first touchdown in what was then called "Auburn Stadium," by catching a pass from Dick McGowen. McGowen, who later coached at Auburn under Jordan, kicked the extra point and Auburn tied Florida, 7-7.

That first stadium held 7,500 seats and consisted of what is now the bottom part of the lower west stands. When the stadium was renamed "Cliff Hare Stadium" in 1949, 14,000 seats—the present lower east stands—had been added, raising capacity to 21,500.

Jordan became head coach in 1951 and the stadium that was to bear his name underwent three major expansions in 15 years. More than 40,000 seats, virtually half of the stadium's present capacity, were added while Jordan was the coach.

Cliff Hare Stadium became Jordan-Hare Stadium in 1973. It was the first stadium in the country to be named for an active coach.

The history of Auburn Football can be seen by standing in the middle of the playing field and looking at various additions. The original stadium consisted of the bottom half of the lower west stands and later the east stands. Jordan teams added the top half of the lower west stands and the north and south end zone seats.

Players such as William Andrews, Joe Cribbs and James Brooks brought about the west side upper deck in 1980 and the success of Pat Dye-coached teams led to the addition of the east side upper deck and luxury suites in 1987.

A football attendance record for the state of Alabama was set in the very first game of the "new" stadium when 80,000 fans came to see Auburn defeat Texas 31-3 in the 1987 season opener. Two more 80,000-plus crowds came to Auburn that season and within two years

Jordan-Hare Stadium — and Auburn — held every major football attendance record in the state of Alabama.

Overall, Auburn has played 391 games in Jordan-Hare Stadium, winning 305, losing 79 and tying seven for a winning percentage of .789 against some of the best teams in college football. Auburn's longest home winning streak was 30 games covering a period of nine years. It began with a 3-0 win over Clemson in 1952 and ended with a 14-12 upset loss to Kentucky in 1961.

## Jordan-Hare Facts

*Dedicated: 1939 (7,500)*

### Stadium Names

1939: Auburn Stadium  
1949: Cliff Hare Stadium  
1973: Jordan-Hare Stadium

### Field Name

2005: Pat Dye Field

### Capacity

1949: 21,500      1987: 85,214  
1955: 34,500      2000: 85,612  
1960: 44,500      2001: 86,063  
1970: 61,261      2004: 87,451  
1980: 72,169

## Jordan-Hare Compared to Alabama Cities

1. Birmingham ..... 212,237
2. Montgomery ..... 205,764
3. Mobile ..... 195,111
4. Huntsville ..... 180,105
5. Tuscaloosa ..... 90,468
6. **JORDAN-HARE STADIUM** ..... **87,451**
7. Hoover ..... 81,619
8. Dothan ..... 65,496
9. Decatur ..... 55,683
10. Auburn ..... 53,380

\*According to 2010 population estimates. Courtesy: [www.census.gov](http://www.census.gov)

## Jordan-Hare's Top Crowds

Rk	Att.	Opponent	Date	W-L-T	Score
1.	87,451	Alabama	11/28/15	L	13-29
	87,451	Idaho	11/21/15	W	56-34
	87,451	Georgia	11/14/15	L	13-20
	87,451	Ole Miss	10/31/15	L	19-27
	87,451	San Jose' State	10/3/15	W	35-21
	87,451	Mississippi St.	9/26/15	L	9-17
	87,451	Jacksonville St.	9/12/15	W/OT	27-20
	87,451	Samford	11/22/14	W	31-7
	87,451	Texas A&M	11/8/14	L	38-41
	87,451	South Carolina	10/25/14	W	42-35
	87,451	LSU	10/4/14	W	41-7
	87,451	Louisiana Tech	9/27/14	W	45-17
	87,451	San Jose' State	9/6/14	W	59-13
	87,451	Arkansas	8/30/14	W	45-21
	87,451	Alabama	11/30/13	W	34-28
	87,451	Georgia	11/16/13	W	43-38
	87,451	Alabama	11/26/11	W	14-42
	87,451	Florida	10/15/11	W	17-6
	87,451	Mississippi St.	9/10/11	W	41-34
	87,451	Georgia	11/13/10	W	49-31
	87,451	Chattanooga	11/6/10	W	62-24
	87,451	LSU	10/23/10	W	24-17
	87,451	Arkansas	10/16/10	W	65-43
	87,451	Clemson	9/18/10	W/OT	27-24
	87,451	Alabama	11/27/09	L	21-26
	87,451	West Virginia	9/19/09	W	41-30
	87,451	Georgia	11/15/08	L	13-17
	87,451	Tennessee	9/27/08	W	14-12
	87,451	LSU	9/20/08	L	21-26
	87,451	Southern Miss	9/6/08	W	27-13
	87,451	Louisiana-Monroe	8/30/08	W	34-0
	87,451	Alabama	11/24/07	W	17-10
	87,451	Ole Miss	10/27/07	W	17-3
	87,451	Georgia	11/11/06	L	15-37
	87,451	Florida	10/14/06	W	27-17
	87,451	Arkansas	10/7/06	L	10-27
	87,451	LSU	9/16/06	W	7-3
	87,451	Washington St.	9/2/06	W	40-14
	87,451	Alabama	11/19/05	W	28-18
	87,451	South Carolina	10/1/05	W	48-7
	87,451	Georgia Tech	9/3/05	L	14-23
	87,451	Georgia	11/13/04	W	24-6
	87,451	Arkansas	10/16/04	W	38-20
	87,451	LSU	9/18/04	W	10-9

# Pat Dye Field at Jordan-Hare Stadium

## Jordan-Hare Year-by-Year

Year	Total Attendance	Games	Average Attendance	Auburn Record
1939	15,000	1	15,000	0-0-1
1940	21,000	1	21,000	1-0
1941	20,500	2	10,250	2-0
1942	10,000	1	10,000	1-0
1943	No team because of World War II			
1944	15,000	2	7,500	2-0
1945	17,000	2	8,500	2-0
1946	12,000	1	12,000	1-0
1947	12,000	1	12,000	1-0
1948	12,000	1	12,000	0-0-1
1949	20,000	1	20,000	1-0
1950	44,000	3	14,666	0-3
1951	59,500	3	19,833	3-0
1952	60,500	3	20,167	2-1
1953	41,000	2	20,500	2-0
1954	62,000	3	20,667	3-0
1955	85,322	4	21,333	4-0
1956	98,161	4	24,540	4-0
1957	83,000	3	27,667	3-0
1958	117,000	4	29,250	4-0
1959	122,000	4	30,500	4-0
1960	152,385	5	30,567	5-0
1961	147,530	5	29,506	4-1
1962	119,000	4	29,750	2-1-1
1963	121,600	4	30,400	4-0
1964	151,000	5	30,200	5-0
1965	142,850	5	28,570	3-2
1966	121,068	4	30,267	3-1
1967	150,315	5	30,063	5-0
1968	136,966	3	45,655	1-2
1969	208,686	5	41,737	5-0
1970	235,074	4	58,769	2-2
1971	298,500	6	49,750	6-0
1972	180,874	4	45,219	4-0
1973	337,613	6	56,269	4-2
1974	344,768	6	57,461	6-0
1975	205,712	4	51,428	1-3
1976	236,198	4	59,050	1-3
1977	295,000	6	49,167	4-2
1978	231,106	4	57,777	1-2-1
1979	311,974	6	51,996	6-0
1980	369,669	6	61,612	4-2
1981	352,998	6	58,833	4-2
1982	504,648	8	63,081	6-2
1983	445,428	6	74,238	5-1
1984	375,185	5	75,037	5-0
1985	542,632	7	77,518	6-1
1986	464,499	7	66,357	6-1
1987	475,470	6	79,245	5-1
1988	560,599	8	70,074	8-0
1989	577,554	7	82,508	7-0
1990	569,975	7	81,425	5-1-1
1991	469,024	6	78,171	3-3
1992	510,549	7	72,936	5-1-1
1993	567,436	7	81,062	7-0
1994	569,013	7	81,287	6-0-1
1995	568,226	7	81,181	6-1
1996	577,278	7	82,468	5-2
1997	501,267	6	83,545	4-2
1998	567,733	7	81,105	2-5
1999	566,333	7	80,905	3-4
2000	577,045	7	82,435	7-0
2001	512,691	6	85,448	5-1
2002	580,600	7	82,943	5-2
2003	596,422	7	85,203	5-2
2004	581,597	7	83,085	7-0
2005	589,124	7	84,161	6-1
2006	680,506	8	85,063	6-2
2007	677,510	8	84,689	6-2
2008	608,402	7	86,915	4-3
2009	676,911	8	84,614	6-2
2010	688,692	8	86,097	8-0
2011	600,541	7	85,792	6-1
2012	578,521	7	82,646	3-4
2013	685,252	8	85,656	8-0
2014	612,157	7	87,451	6-1
2015	612,157	7	87,451	3-4
<b>Totals</b>	<b>23,646,998</b>	<b>391</b>	<b>60,478</b>	<b>305-79-7</b> <b>(.789)</b>

## Auburn's Largest Winning Margin at Jordan-Hare Stadium

Rk	Margin	Score	Opponent	Date
1.	+66	73-7	ULM	11/1/2003
	+66	76-10	UT-Chattanooga	9/9/1995
3.	+62	62-0	Fresno State	9/7/1996
4.	+60	63-3	Ball State	9/17/2005
	+60	60-0	Cincinnati	11/10/1984
6.	+59	62-3	Western Carolina	10/12/2013
7.	+57	57-0	Wake Forest	9/20/1969
	+57	57-0	Presbyterian	11/4/1944
9.	+56	56-0	Western Carolina	9/7/2002
10.	+55	55-0	Samford	9/12/1992
	+55	55-0	Pacific	9/9/1989
12.	+53	60-7	UT-Chattanooga	9/18/1971
13.	+52	52-0	Louisiana Lafayette	11/10/1945
	+52	52-0	Furman	10/22/1955
15.	+51	51-0	Clemson	10/11/1969

## Auburn's Largest Losing Margin at Jordan-Hare Stadium

Rk	Margin	Score	Opponent	Date
1.	-42	21-63	Texas A&M	10/27/2012
	-42	0-42	Tennessee	9/27/1980
3.	-41	0-41	Clemson	11/25/1950
4.	-38	0-38	Georgia	11/10/2012
5.	-34	7-41	Nebraska	10/2/1982
6.	-28	6-34	Florida State	11/7/1987
	-28	0-28	Georgia	11/13/1976
	-28	0-28	Tulane	10/28/1950
	-28	14-42	Alabama	11/26/2011
10.	-24	7-31	Alabama	11/17/2001

# Pat Dye Field at Jordan-Hare Stadium

---

## Jordan-Hare Stadium Locker Rooms

The locker rooms in Jordan-Hare Stadium are some of the finest game-day locker rooms in college football. Auburn's locker room encompasses the entire south end zone, utilizing the space that was once both the Auburn and visitors' dressing areas.

Auburn's locker room measures 3,232 square feet. It houses oak lockers in an open area that is carpeted. The carpet includes a large AU logo in the center of the dressing room which, according to tradition started by the 2000 senior class, can not be stepped on by a player or coach. A matching AU hangs from the ceiling. The room is connected to the stadium's closed-circuit television system and has four monitors for viewing.

Additionally, the locker room features flat screen televisions and a state-of-the-art sound system. It also includes graphics and displays for Auburn's three Heisman Trophy winners.

Adjacent to the main locker room is a large ceramic tile shower and restroom facilities, an overflow locker room for non-conference games, an equipment room and a room that houses X-ray equipment.

In addition to the main dressing area, the locker room also contains a state-of-the-art training room and media room.

The Tigers enter the field from the center of the south end zone. While the introduction highlight video is played on the stadium sound system, Auburn takes the field through a cloud of smoke and thunderous cheers from more than 87,000 fans.

The visitor's locker room is in the north end zone and contains a dressing room, coach's locker room, media room and training room. The visiting team enters the field through the northeast corner of the end zone.

## Jordan-Hare Stadium Recruiting Lounge and Tiger Walk Plaza

The Tiger Walk Plaza was completed in the summer of 2001. The courtyard serves as the conclusion of Tiger Walk, the entrance to the home locker rooms and a recruit assembly room. The enclosed courtyard is paved with approximately 6,000 inscribed brick pavers purchased by Auburn alumni and friends.

The recruit assembly area is 3,065 square feet and serves as a reception area. This room provides a comfortable atmosphere with direct connections to the field and the stadium. The room houses graphics of past Auburn games and two large screen projection televisions which provide closed-circuit televised action of the game. A prep kitchen and restroom facilities also support the functions for this area. During the offseason, the room supports other events tied to athletics.

## Jordan-Hare Stadium Murals

Prior to the 2011 season, 10 large murals that are located on the east side exterior of Jordan-Hare Stadium were updated. There is a mural for each of Auburn's three Heisman Trophy winners, one panel each for the Tigers' four perfect seasons (1957, 1993, 2004, 2010), a mural for Auburn's two national champion teams (1957, 2010) and one mural that includes the three name-sakes of the stadium (Jordan, Hare, Dye).

The initial 10 large murals were hung prior to the 2006 season. The murals were updated with more recent history which include pictures of early Auburn football teams and coaches, Heisman Trophy winners Pat Sullivan and Bo Jackson, as well as more recent history, including pictures from Auburn's 1993 and 2004 undefeated seasons. Each mural is 11'x29' and Auburn's football history is displayed in chronological order from south to north.

## Heisman Statues

On April 14, 2012, Auburn honored Heisman Trophy winners Pat Sullivan (1971), Bo Jackson (1985) and Cam Newton (2010) with statues of their likeness on the entry plaza on the east side of Jordan-Hare Stadium. The bronze statues, which are one and a half times life size and each weighs over 1,900 pounds, were designed and sculpted by Ken Bjorge of Big Fork, Montana.

A bust of John Heisman was also commissioned and is located near the statues at the east entry plaza. Heisman, for whom the famed trophy is named, was Auburn's head coach from 1895-99. Auburn is the only school where Heisman coached that also has a Heisman Trophy winner.

Planning and production for the Jackson and Sullivan statues began in spring of 2010. Production for the Newton statue began in February, 2011.

Auburn is tied for fifth all-time with three Heisman winners.

## Nation's Largest Videoboard

Auburn debuted the largest videoboard of any college football stadium in the nation for the 2015 season. The new enhanced display board will be above the South stands at Jordan-Hare Stadium. The LED display on the new video board will be 435 percent larger than the existing one. The new display area is expected to measure 190 feet by 57; the old one measured 71 feet by 28½. A new sound system and additional electronic ribbon display panels fronting the upper decks will be added as part of this exciting upgrade to the Auburn game day experience.

# Football Facilities

---

## **Auburn Practice Facilities**

Auburn boasts some of the top practice facilities in the nation with completion in July, 2011, of a brand new state-of-the-art multipurpose indoor facility and renovated practice fields.

Approved in June, 2010, by the Auburn University Board of Trustees construction for the project began in December, 2010, and was completed on July 29, 2011, by Parker Construction of Auburn, Ala.

The 92,000 square-foot, \$16.5 million facility has a full 100-yard field with newly developed astro-turf and is fully air conditioned. The building is 390 feet by 240 feet and is 72 feet at its highest point.

The outdoor fields include a 100-yard field and a 75-yard field with new drainage and irrigation systems. Five permanent pre-wired towers for filming practice were also installed.

The facility is located adjacent to the current football practice fields behind the Auburn Athletic Complex. It runs east and west along Samford Avenue and connects with the Charlotte G. Lowder Student-Athlete Development Center and the James T. Tatum Jr. Strength and Conditioning Center.

## **James T. Tatum Strength & Conditioning Center**

Auburn football players benefit from the direction of one of the finest strength and conditioning staffs in the country. Head strength coach Ryan Russell has implemented an extensive program for Auburn's football team which has improved the team's overall strength and conditioning levels.

The James T. Tatum, Jr., Strength and Conditioning Center stands as a testament to Auburn's commitment to providing state-of-the-art training facilities for its student-athletes. The center, which opened in January 2002, encompasses more than 14,000 square feet and is triple the size of the previous facility.

The first floor of the two-story center houses 24 power stations, which contain the majority of the equipment used by student-athletes during workouts and leads to effective and time-efficient training. Also, there are several upper and lower body selectorized machines around the perimeter of the main floor. The second floor contains various machines, medicine balls, aerobic equipment and an open exercise area for additional overall strength and conditioning development of Auburn's student-athletes.

Adjacent to the weight room is a 20-yard astroturf hill, set at 45 degrees, which is used for speed and endurance conditioning. The center also houses the strength and conditioning coaches' offices.

With the completion of the adjacent Indoor Practice Facility in July 2011, another 1,500 square feet were added to the weight room bringing the size of the facility to 15,382 square feet.

The center is named for James T. Tatum, Jr., who served 16 years as a member of the Board of Trustees. Dr. Tatum believed strongly and devoutly in Cliff Hare's philosophy that "Athletics Makes Men Strong, Study Makes Men Wise and Character Makes Men Great." His support of Auburn's teams and programs throughout the years strongly illustrated that fact.

The center was dedicated in his memory on April 6, 2002.

Designed by Butner and Associates Architectural Group, the facility was built by Bailey Harris Construction Corporation at a cost of \$2.7 million.

## **Auburn Athletic Training**

Auburn's Athletic Training Room provides expert health care for student-athletes. Auburn student-athletes have access to the latest in sports medicine equipment and rehabilitation equipment.

In June of 2008, Auburn completed a \$1.7 million project for the football facilities in the Auburn Athletics Complex that included renovation of the Auburn Athletic Training Room. The hydro-therapy area, an aquatic therapy system for rehabilitation and training of injuries, was improved to include a HydroWorx 600 Series therapy pool, a PolarPlunge pool and two ThermalPlunge pools. The water in the tanks can be maintained at any temperature.

Auburn Sports Medicine has a staff of 20 certified athletic trainers, six of whom work directly with football daily. Their experience and expertise contribute to keeping the Tigers healthy and protected during and after their seasons.

## **Strength & Rehabilitation Center**

Auburn student-athletes enjoy the finest amenities with the \$3.5 million, 6,288 square-foot Strength and Rehabilitation Center that opened in January, 2004.

The second floor houses clinical offices for the Alabama Sports Medicine and Orthopaedic Center physicians, research space for the American Sports Medicine Institute, an x-ray suite and Plainsman Park Physical Therapy.

Plainsman Park Physical Therapy, under the direction of David Walsh, ATC, PT, is a service of Auburn University created to meet the rehab needs of Auburn University students and athletes as well as nationally-acclaimed professional athletes.

The entire building is dedicated to primarily addressing the medical and rehabilitative needs of all of Auburn University's student-athletes.

# Uniquely Auburn

*Here's a quick look at what makes the Auburn football phenomena uniquely "Auburn."*

## A-Day Record Crowd

Auburn had an A-Day record crowd of 83,401 for its annual spring game on April 20, 2013. It was the largest spring game crowd in the nation that year. After the game, fans celebrated into the night with one final roll of the Auburn Oaks at Toomer's Corner.

## All-America x 11

Jimmy "Red" Phillips made 11 All-America teams in 1957 before becoming an All-Pro with the Los Angeles Rams and Minnesota Vikings and leading the NFL in receiving in 1961.

## Aubie

Auburn's award-winning mascot, celebrating his 37th year in 2014-15, is a favorite for Tiger fans, both young and old. On the job since 1979, Aubie's existence began as a cartoon character drawn by Birmingham Post-Herald artist Phil Neel in 1959 for the Oct. 3, football game program.

## Bacardi Bowl

Auburn's first bowl trip and the only bowl game to ever be played outside the United States. Auburn and Villanova battled to a 7-7 tie in Havana, Cuba, on New Year's day in 1937. Billy Hitchcock scored the Tigers' only touchdown of the game on a 40-yard run.

## BCS National Champions

The 2010 Auburn football team won the school's first BCS National Championship and the program's first national title since 1957. Led by Heisman Trophy winner Cam Newton, Lombardi Trophy winner Nick Fairley and a veteran senior class, the Tigers went a perfect 14-0 en route to the BCS National Championship with a win over Oregon, 22-19, on January 11, 2011, in Glendale, Ariz. Senior placekicker Wes Byrum booted a 19-yard field goal as time expired, capping a 73-yard drive, to win the title for the Tigers.

## Beard, Jeff

Garland Washington "Jeff" Beard could generally be considered the father of modern Auburn athletics. Serving as athletic director from 1951 through 1972, Beard hired legendary coach Ralph "Shug" Jordan, increased the capacity of what is now Jordan-Hare Stadium from 21,500 to 61,500 seats and is responsible for bringing Auburn's football games with Georgia Tech, Georgia and Tennessee to campus. His tenure also produced the basketball coliseum that was named in his honor, the Wilbur Hutsell Track and Field complex and Sewell Hall, Auburn's former athletic dorm. Beard is one of only six Auburn athletic directors who didn't serve as head football coach.

## Bo Over the Top

The climax to a 23-22 Auburn victory over Alabama in 1982 which broke a nine-year losing skid to the Crimson Tide. Bo Jackson's 1-yard leap over the Alabama goal line capped a 66-yard drive and set the stage for what Auburn people consider the Tigers' "coming out" party in the 1980s.

## December 2, 1989

Alabama came to Auburn's Jordan-Hare Stadium for the first time in the history of the rivalry. Prior to that, all games in the series had been played at Birmingham's Legion Field since the series was resumed in 1948. A 30-20 Auburn victory settled the score of the game, but the cross-state journey for the Tide settled a score which had brewed for nearly a century in the hearts of Auburn people. Alabama coach Ray Perkins once said "it won't happen." On Dec. 2, 1989, it did.

## The Deep South's Oldest Rivalry

Auburn and Georgia. It began on Feb. 20, 1892, at Piedmont Park in Atlanta. Since 1898 the Tigers and the Bulldogs have played every year, 117 meetings total, with the exception of 1943, when Auburn didn't field a team due to World War II. To date, Auburn leads the series 55-54-8.

## Donahue, Mike

"Iron" Mike Donahue won 99 games in two different stints as Auburn's head coach, tying him with Pat Dye for second on the all-time Auburn victories list. Donahue's 1913 Southern Intercollegiate Athletic Association championship team not only went undefeated at 8-0, but did not allow a single point to be scored on them. On the flip side, his 1920 team averaged 42.5 points per game, despite being shut out twice. During his tenure, 38 players were named as All-Southern Conference. Donahue also served as the basketball, baseball and track coach as well athletic director.

## Don't Make Us Go There

For years some of Auburn's chief rivals - Georgia, Tennessee, Georgia Tech and Alabama - never made it to The Plains. Auburn's "home" games with those schools were played in Montgomery, Mobile, Columbus and Birmingham. Athletic Director Jeff Beard changed all that starting in 1960. The Auburn-Georgia game was played in Columbus, Athens, Atlanta, Macon or Savannah from 1892 through 1959. In 1960, the Bulldogs finally came to Auburn and lost, 9-6. From 1906 until 1970, Auburn and Georgia Tech played in either Atlanta or Birmingham - 53 straight times in Atlanta - before the Yellow Jackets finally gave in and came to Auburn to lose 31-7. In a series that began in 1900, Tennessee finally played at Auburn in 1974, losing 21-0. In 1989, cross-state rival Alabama made the trip and left with a 30-20 defeat and dreams of an undefeated season ended.

## Dye, Pat

Patrick Fain Dye won 99 games and four Southeastern Conference championships in 12 years as Auburn's head coach, but perhaps he will be remembered most for bringing Auburn's "home" game with Alabama to the Auburn campus on Dec. 2, 1989, a 30-20 Tiger victory. He also fielded such superstars as Bo Jackson, Kurt Crain and Tracy Rocker. Under his leadership as athletic director, Auburn football facilities were elevated to some of the finest in the nation with additions to Jordan-Hare Stadium increasing the seating capacity to 85,214 and 70 luxury suites. In 2005, Jordan-Hare's field was named in his honor.

## Eleven and Ohhhhh!!!!

In 1993, first-year coach Terry Bowden directed Auburn to its first undefeated, 11-win season while the Tigers suffered through the first year of NCAA imposed sanctions which kept AU off television and out of the bowl scene. The 11 wins in 1993 were the opening act of a 20-game winning streak which would set the Auburn record for consecutive victories.

## The Entrance

The Auburn team began a new tradition in 2000, entering the field from the middle of the south end zone through a cloud of smoke.

## Fairley, Nick

Mobile, Ala., native Nick Fairley became Auburn's second Lombardi Trophy winner when he won the award in 2010. He was coached by Lombardi winner and former Tiger Tracy Rocker, becoming the first player to win the award and be coached by a winner of the award. A consensus All-American in 2010, Fairley finished the season with 24.0 tackles for loss and 11.5 quarterback sacks, both school single-season marks.

# Uniquely Auburn

## Final Roll

As part of A-Day 2013, Auburn University and the City of Auburn hosted the "Final Roll" of Toomer's Corner. The original trees were removed during the summer of 2013 and replaced temporarily by wires. New trees will be transplanted and are expected to be ready in time for the 2014 season.

## First from Worst in the SEC

With a seven-win improvement from 0-8 in SEC play in 2012 to 7-1 in 2013, Auburn made the biggest turnaround in SEC history. Auburn defeated Missouri in the SEC Championship Game 59-42 before falling 13 seconds shy of winning the BCS National Championship. The previous top turnarounds in the SEC were Ole Miss: 1-6 (1946 to 6-1 (1947); Georgia: 2-4 (1958) to 7-0 (1959); Ole Miss: 0-6 (1974) to 5-1 (1975); LSU: 0-6 (1983) to 4-1-1 (1984). At 12-2 overall, Auburn (+8.0) fell just shy of the biggest improvements in NCAA records (8.5 games by Hawaii from 1999 to 2000).

## Four in the First

Auburn set a Southeastern Conference record when four Tigers were selected in the first round of the 2005 NFL Draft. Ronnie Brown went second overall to Miami, Carnell Williams fifth to Tampa Bay, Carlos Rogers ninth to Washington and Jason Campbell 25th to the Redskins. Auburn became just the 11th school to have four players selected in the first round of the same draft. Meanwhile, the backfield of Brown, Campbell and Williams became the first to all be selected in the first round in the same year.

## Hare, Cliff

Cliff Hare was a member of Auburn's first football team who went on to serve as chair of the Auburn Faculty Athletic Committee. Auburn's football stadium is named for the longtime professor and dean of the School of Chemistry. He served as president of the Southern Conference before the formation of the Southeastern Conference.

## Heisman, John

The legendary coach for which college football's top honor is named coached at Auburn from 1895-99, posting a 12-4-2 record. Auburn is the only school where John Heisman coached to have a Heisman Trophy winner. Heisman left Auburn for Clemson and then Georgia Tech, where he lost 10 of 15 meetings with Auburn.

## Heisman Statues

Three statues of Auburn Heisman Trophy winners Pat Sullivan, Bo Jackson and Cam Newton are located at the entry plaza on the east side of Jordan-Hare Stadium. The bronze statues, which are one and a half times life size and each weighs over 1,900 pounds, were designed and sculpted by Ken Bjorge of Big Fork, Montana. A bust of John Heisman was also commissioned and is located near the statues at the east entry plaza. The statues were dedicated in a ceremony on April 14, 2012.

## Heisman Trophy

Auburn has three. Pat Sullivan won the coveted award in 1971. Bo Jackson did the same in 1985. Cam Newton gave the program its third Heisman in 2010.

## Interception Game

Those who witnessed Auburn's 30-26 victory over LSU in 1994 saw one of the most bizarre finishes ever to a college football game. With LSU leading 23-9 going into the fourth quarter, Auburn safety Ken Alvis picked off an LSU pass and rambled 42 yards for a touchdown. Before the final horn sounded Fred Smith followed suit for 32 yards and a score, then Brian Robinson returned yet another pickoff for a 41-yard TD. In all, the Tigers intercepted five LSU passes in the fourth quarter to keep a 14-game winning streak alive.

## Jordan, Ralph

Over the years no name has been more synonymous with Auburn football than Ralph "Shug" Jordan. The all-time winningest football coach at Auburn, Jordan won 176 games over a 25-year career on The Plains. A four-time Southeastern Conference coach of the year, he was also named national coach of the year in 1957 after leading Auburn to its first football outright national championship.

## Jordan-Hare Stadium

Auburn's showcase football stadium which seats 87,451 with 70 luxury suites located between the lower level and upper deck on the East side of the stadium. The stadium was dedicated Nov. 30, 1939, with 7,500 seats that are now incorporated into the West stands. Ten years later 14,000 more seats were added and the stadium was named Cliff Hare Stadium, although only 12 home games were played there over that 10-year span. Additional seats were added in 1955, 1960 and 1970. The West upper deck was completed in 1980 and the East upper deck and suites were finished for the 1987 season. The facility was renamed Jordan-Hare Stadium in 1973.

## "Kick Six "

Chris Davis returned a missed Alabama field goal 109 yards (100 officially) as time expired to give No. 4 Auburn a 34-28 win over top-ranked Alabama on Nov. 30, 2013, and send it to the SEC Championship Game for the fifth time in school history, which the Tigers won to advance to the BCS National Championship Game at the Rose Bowl. With one second remaining, Alabama, which ended the game 0-of-4 on field goal attempts, lined up for a 57-yard field goal attempt. The final second was added after Alabama's T.J. Yeldon ran 24 yards and stepped out of bounds with the game clock originally reading 0:00. Adrian Griffith, who was attempting his first field goal of the night after Cade Foster missed two field goal attempts and had a third blocked, sent his kick to the very back of the end zone where Davis caught it. Davis followed his blockers to the Auburn sideline and raced the entire length of the field to send the sellout crowd of 87,451 inside Jordan-Hare-Stadium into pandemonium for the second straight game. Fans immediately rushed onto the field from the stands and even from outside the stadium while tailgating, covering it entirely.

## Kick It Again

In September 2004, on its way to a perfect 13-0 season, Auburn played host to LSU just days after Hurricane Ivan swept through Alabama. Trailing 9-3, the game came to a climax when Jason Campbell connected with Courtney Taylor with 1:14 to play, tying the score 9-9. The ensuing extra point was missed, but an LSU penalty allowed for another attempt. John Vaughn promptly nailed the second chance, giving the Tigers the 10-9 advantage and ensuring Auburn's place in the record books.

## Lupton, Frank

Frank Lupton, a halfback and captain of the 1892 football squad, scored the first touchdown and kicked the first conversion in Auburn Football history in a 10-0 Auburn victory over Georgia on Feb. 20, 1892.

## National Champions

Auburn has been the National Champions in 1957 and 2010. The 2010 Tigers won the BCS National Championship by going a perfect 14-0 behind Heisman Trophy winner Cam Newton and Lombardi Trophy winner Nick Fairley and a veteran senior class. The Tigers defeated Oregon 22-19 in the National Championship Game as placekicker Wes Byrum kicked a 19-yard field goal as time expired, capping a 73-yard drive. In 1957, Auburn went 10-0 under legendary coach Ralph "Shug" Jordan as the Tigers' dominating defense only allowed 28 points combined the entire season. Auburn, ranked No. 1 by the Associated Press, blanked Alabama 40-0 in the season finale.



# Uniquely Auburn

## Newton, Cam

Perhaps one of the greatest single-season performances by a college football player was displayed by Cam Newton in 2010. The consensus national player of the year that season, Newton helped lead the Tigers to the BCS National Championship. For his efforts, Newton won the Heisman Trophy, Davey O'Brien Award, Maxwell Award and the Manning Award. The first SEC player to throw for 2,000 yards and rush for 1,000 in a single season, Newton was responsible for 51 touchdowns that season and set numerous school records. He threw for 2,854 yards and 30 touchdowns, while rushing for 1,473 yards and 20 TDs.

## Nicknames

There is only one ... Tigers. There is no such thing as an Auburn War Eagle, an Auburn Plainsman or Plainsmen or an Auburn Lady Tiger. It is simply Tigers. "War Eagle" is a battle cry and The Plainsman is the name of Auburn's student newspaper.

## Nix-to-Sanders

With starting quarterback Stan White lying in pain on the turf of Jordan-Hare Stadium and Auburn's undefeated season hanging in the balance against Alabama in 1993, sophomore quarterback Patrick Nix was summoned to the huddle to face a 4th-and-15 at the Alabama 35-yard line with Auburn trailing 14-5 and 6:09 left in the third quarter. Offensive coordinator Tommy Bowden relayed the call to the sidelines and "278Z Takeoff" would become a part of Auburn football lore. Nix, without a chance to loosen up, hung the ball up and receiver Frank Sanders pulled it down for a touchdown. Auburn went on to win 22-14.

## Nova

The name of Auburn's golden eagle mascot. Nova is War Eagle VII and was introduced during halftime of Auburn's game against Georgia in 2006. Nova replaced Tiger, which served as War Eagle VI for 20 years, from 1986-2006. Spirit, a Bald Eagle, has also flown at selected Auburn home games since 2004.

## Outland Trophy

Auburn players have won two. Zeke Smith won the first in 1958, Tracy Rocker the second in 1988. Rocker made it a clean sweep in 1988 by also winning the Lombardi Award.

## Pat Dye Field

The turf at Jordan-Hare Stadium was officially named after Pat Dye, Auburn's Hall of Fame coach and athletics director, prior to the 2005 Iron Bowl. The Tigers posted a 99-39-4 record in 12 seasons under Dye from 1981-92, and won four SEC championships. Auburn's home games are now played at Pat Dye Field at Jordan-Hare Stadium.

## Perfect in 2004

It began with a 31-0 win over Louisiana-Monroe and culminated with a 16-13 victory over Virginia Tech in the Nokia Sugar Bowl. The 2004 season will be forever known as Auburn's Perfect Season, a year in which the Tigers defeated four top 10 teams en route to a No. 2 national finish, their highest since ending the season No. 1 in 1957. Auburn rode a high-powered offense and one of the nation's top defenses to its sixth-ever Southeastern Conference Championship and third straight bowl victory.

## Perfect Seasons

Auburn has had seven undefeated seasons in its history. The Tigers went 14-0 and won the BCS National Championship and were SEC Champions in 2010, went 13-0 and were SEC Champions in 2004, went 11-0 in 1993, went 10-0 and were the Associated Press National Champions and were SEC Champions in 1957, went 8-0 in 1913, 5-0 in 1904 and 4-0 in 1900.

## Petrie, Dr. George

Dr. George Petrie, a faculty member in the Agricultural and Mechanical College in 1892, organized and was the coach of Auburn's first football team. One of Auburn's academic buildings, Petrie Hall, was named in his honor.

## "Phantom of Union Springs"

Jimmy Hitchcock, a Union Springs, Ala., native, was Auburn's first football All-American. The "Phantom of Union Springs" was also a baseball All-American who later returned to coach and hold a position on the Auburn University Board of Trustees. He earned his nickname, The Phantom, from his speed and ability to elude defenders on the football field. Auburn's baseball facility, Hitchcock Field at Plainsman Park, is named in honor of Jimmy and Billy Hitchcock, brothers who made a lasting impact on Auburn.

## Piedmont Park

The site of the first Auburn football game on Feb. 20, 1892, in Atlanta. Auburn defeated Georgia, 10-0, in that game, kicking off the oldest rivalry in the South. The Auburn and Georgia athletic departments held a joint ceremony at Piedmont Park on February 20, 1992, to commemorate the 100-year anniversary of football at both universities.

## "Prayer in Jordan-Hare"

Wide receiver Ricardo Louis hauled in a desperation touchdown throw from quarterback Nick Marshall with 25 seconds left and Auburn down a point. The 73-yard catch, which was deflected up into the air by a Georgia defender, gave No. 7 Auburn a 43-38 win over No. 25 Georgia. Facing a 4th and 18 at its own 27, and its SEC Championship dreams alive, Marshall heaved a ball down the middle of the field that a pair of Georgia defenders converged on. Louis was past the defenders, who both tried to make a play on the underthrown ball but instead bounced it up into the air long enough for Louis to get under it and scamper into the end zone. Georgia was not done, however, starting at its own 25-yard line. Aaron Murray, who finished with 415 yards passing, had one last chance from the Auburn 20-yard line but Auburn defensive end Dee Ford forced Murray out of the pocket and got a hand on him as he was releasing the ball, causing an incompletion and pandemonium from the sold out crowd of 87,451 in Jordan-Hare Stadium.

## "Punt Bama Punt"

Maybe the most famous and easily the most talked about Auburn-Alabama football game. Trailing 16-0 heading into the fourth quarter in the 1972 contest, Auburn's Gardner Jett made a field goal. Then lightning struck - twice. Bill Newton blocked an Alabama punt and David Langner returned it 25 yards for an Auburn touchdown. Three minutes later Newton blocked another punt and Langner ran 20 yards for the score. The Tigers defeated the Tide 17-16.

## Retired Jerseys

There are only three at Auburn: Pat Sullivan's 7, Terry Beasley's 88 and Bo Jackson's 34. Sullivan and Beasley's jerseys were retired following Sullivan's 1971 Heisman Trophy season and Jackson's jersey was retired as part of Auburn's football centennial celebration in 1992.

## Rimington Trophy

Auburn's Reese Dismukes won the 2014 Rimington Trophy given each year to the nation's top center. Dismukes was the first Rimington winner in Auburn history. A four-year starter, he made 50 starts in his career.

# Uniquely Auburn

---

## Singing in the Rain

The start of games in two consecutive weeks at Jordan-Hare Stadium were delayed by severe weather early in the 2010 season. On Sept. 19, during a delay prior to the Auburn-West Virginia game, a torrential downpour couldn't keep Auburn's student section from continuing to sing and cheer while staying at their seats throughout the delay. Once the storm passed and the game began, the pumped up crowd helped Auburn to a 41-30 victory. Seven days later, another severe storm delayed the start of the Auburn-Ball State game, which Auburn went on to win 54-30.

## Sullivan-to-Beasley

Auburn's most prolific passing combination. From 1969 to 1971 Pat Sullivan and Terry Beasley connected for more than 2,500 passing yards and nearly 30 touchdowns. Thirty-seven years after the end of their careers, both Sullivan and Beasley still hold Auburn's career passing and receiving touchdown records, respectively.

## Team of Destiny

The 2013 Auburn Tigers defied all odds with a worst-to-first season posting the greatest turnaround in SEC history (+7 conference wins) and second-best in NCAA history with a +8.0 improvement in National Coach of the Year Gus Malzahn's first season. Auburn finished 12-2 while winning the SEC Championship and reaching the BCS National Championship Game at the Rose Bowl a year after going 3-9. The Tigers claimed four fourth quarter come-from-behind victories including the Prayer in Jordan-Hare miracle over No. 25 Georgia and the Kick Bama Kick win over No. 1 Alabama. The Tigers fell 13 seconds short of their second BCS National Championship in four seasons in a heartbreaker when Florida State's Jameis Winston, the Heisman Trophy winner, completed a 2-yard touchdown pass for a 34-31 Seminoles victory.

## Thorpe Award

Carlos Rogers won the award in 2004 after finishing with two interceptions, 10 pass breakups and 47 tackles. The award is given annually to the nation's top collegiate defensive back.

## Tiger Walk

An Auburn tradition which began in the early 1960s when Auburn players would walk from Sewell Hall to the football stadium and fans would line Donahue Drive to wish them well. Over the years Tiger Walk has grown into a major part of game day at Auburn, so much so that it is listed on the players' game weekend itinerary. The largest Tiger Walk is believed to have taken place prior to the 1989 Alabama game when more than 20,000 well wishers lined the street. Every Tiger Walk prior to home games draws thousands, and, over the last couple of years the Tiger Walk has become a standard as Auburn football players enter stadiums on the road. Tiger Walk is two hours before kickoff for every game.

## Toomer's Corner

The center of town where the Auburn University campus meets the City of Auburn. Toomer's Corner, where College Street intersects Magnolia Avenue, has long been the gathering place for Auburn athletic celebrations. After any football win, and significant victories in other sports, Auburn students and citizens alike join forces to "roll" the trees (and anything else that doesn't move) at Toomer's Corner with toilet tissue. Celebrations after significant football victories can go on for hours and leave the heart of town looking like a blizzard passed through. The trees were removed in 2013 and will be replaced.

## Toomer's Drug Store

An Auburn landmark at the corner of College and Magnolia reputed to serve the best lemonade in the country. It is Auburn legend that John Heisman used to frequent Toomer's Drugs for a taste of the now-famous lemonade.

## Top 10 Rankings

Auburn has been nationally-ranked in the Top 10 final poll 19 times, including four times in the last 10 seasons in 2004, 2006, 2010 and 2013. Other years the Tigers finished ranked in the Top 10 were 1955, 1957, 1958, 1963, 1970, 1971, 1972, 1974, 1983, 1986, 1987, 1988, 1989, 1993 and 1994.

## Walk-ons

Auburn has a long and storied past of football walk-ons who have gone on to very successful football careers. One success story belongs to former three-time All-Pro and Defensive MVP (1995) defensive end Kevin Greene. After being cut once, Greene walked on at Auburn a second time and made the team. He went on to play 15 seasons in the NFL and is a 2016 inductee to the Pro Football Hall of Fame.

## "War Eagle"

Auburn's battle cry, not Auburn's nickname. There are several legends concerning the origin of the War Eagle battle cry, dating back to 1864 and the Civil War at the Battle of the Wilderness in Virginia.

# The Fable of War Eagle

According to legend, football and the cry of “War Eagle” came to Auburn the same day.

It was Feb. 20, 1892, the day Auburn and Georgia met in the first game of the longest continuous football rivalry in the Deep South.

The story actually began before that. That first Auburn-Georgia game was only the culmination. It began in 1864 at the Battle of the Wilderness in Virginia.

An Auburn student had gone off to fight with Robert E. Lee and the Confederate troops. He was with them on the worst day of the long and fierce battle.

He was wounded, and when the armies retreated to their respective lines, he was left on the battlefield for dead. When he regained consciousness, there were only two living things as far as he could see, himself and a baby eagle.

Brought together by their common bond of misery, the soldier took the wounded bird with him and nursed him back to health. When he returned to Auburn after the war, the eagle came with him.

The student-turned-soldier came back to Auburn and ultimately became a member of the faculty. He was there that day in Atlanta’s Piedmont Park when Auburn and Georgia met in what would now be called “The Game of the Century.” As usual, the eagle—called War Eagle because of the circumstances under which he was found—was there with him.

When Auburn scored the first touchdown the old eagle broke free from its master and began to soar above the field. Auburn people looked skyward, saw the familiar figure, and shouted “War Eagle.”

At the end of the game which Auburn won 10-0, the old eagle collapsed and died, presumably having given his all in pursuit of victory for Auburn. War Eagle’s body may have died that day, but his spirit lives forever in the hearts of Auburn people who love to stand and shout “War-r-r-r Eagle” long into the night following an Auburn victory.

The facts of this legend cannot be authenticated, but it makes a good story and is the one most used to describe how the “War Eagle” battle cry became associated with Auburn teams.

Auburn teams are known as “The Auburn Tigers,” but the cry of Auburn faithful is ever the same: “War-r-r-r Eagle!”

Nova, War Eagle VII, was formally introduced as Auburn’s newest symbol in November 2006. Hatched at the Montgomery Zoo in 1999, Nova, a male Golden Eagle, came to Auburn in 2000 and flew for the first time as Auburn took on Kentucky in 2004.

Spirit, who also flies at selected games, is the only Bald Eagle to have flown in Jordan-Hare Stadium. His first flight was in 2004. He is easily recognizable soaring prior to kickoff because, unlike Golden Eagles, Spirit has a bright white head and tail feathers, typical of adult Bald Eagles. Discovered in Florida as an injured fledgling, Spirit came to Auburn in 1998 to join the Raptor Center’s birds of pray.

War Eagle V, which had represented Auburn for five seasons, died just days prior to the 1986 season opener. Following a nationwide search for the perfect eagle, War Eagle VI was located at Land Between the Lakes, Ky. The female golden eagle, Tiger, underwent numerous tests and conditioning programs at the Auburn Vet School before making its debut at the Georgia game on Nov. 15, 1986, in Auburn.

*Editor’s Note: Jim Phillips, former Plainsman editor, wrote this version of the fable of War Eagle in the late 1950s.*

## Auburn Nickname Explanation

Auburn’s nickname is the TIGERS.

Auburn’s battle cry is “WAR EAGLE!”

Through the years, these two Auburn terms have often been used interchangeably and incorrectly. There are hats and T-shirts with Auburn War Eagles on them. Even the news media has been known to refer to an Auburn team as the War Eagles or to an Auburn player as a War Eagle.

In fact, when the Tigers play a game on the road, there is often an article written in the local paper wondering why Auburn has three nicknames – the Auburn Tigers, the Auburn War Eagles and the Auburn Plainsmen.

To set the record straight, Auburn has only one nickname – the Auburn Tigers.

“War Eagle” is a battle cry, used by Auburn fans in the same manner Alabama fans yell “Roll Tide!” and Arkansas fans yell “Sooie Pig!” You never hear Alabama referred to as the Alabama Roll Tides or Arkansas as the Arkansas Sooie Pigs, and to call Auburn teams the Auburn War Eagles would be just as incorrect. The battle cry “War Eagle” should never have an “s” on the end of it.

The nickname “Tigers” comes from a line in Oliver Goldsmith’s poem, “The Deserted Village,” published in May 1770, “where crouching tigers wait their hapless prey...”

The term “Plainsmen” comes from a line in that same Goldsmith poem, “Sweet Auburn, loveliest (sic) village of the plain...” Since Auburn athletes were, in the early days, men from the Plains, it was only natural for newspaper headline writers to shorten that to “Plainsmen.”

It may be confusing to an outsider, but to Auburn people, it is very simple. That’s why War Eagle VII, Auburn’s golden eagle symbol, is named Nova!

## War Eagle (Fight Song)

War ... Eagle, fly down the field, Ever to conquer, never to yield  
War ... Eagle fearless and true. Fight on, you orange and blue.

Go! Go! Go!

On to vic’try, strike up the band,

Give ’em hell, give ’em hell.

Stand up and yell, Hey! War ... Eagle, win for Auburn,

Power of Dixie Land!

# Auburn's Mascot "Aubie"

Aubie, Auburn's costumed Tiger mascot, is in his 37th year as a spirit leader and goodwill ambassador for Auburn University.

A popular character among Auburn fans and one of the more animated mascots in the country, Aubie has been on the job since 1979.

Aubie's existence began as a cartoon character that first appeared on the Auburn/Hardin-Simmons football program cover on Oct. 3, 1959. Birmingham Post-Herald artist Phil Neel created the cartoon Tiger who continued to adorn Auburn program covers for 18 years.

Aubie's look changed through the years. In 1962, he began to stand upright and the next year, 1963, wore clothes for the first time—a blue tie and straw hat.

Aubie's appearances on game programs proved to be somewhat of a good luck charm for Coach Ralph "Shug" Jordan's teams. The Tigers were victorious in the first nine games he graced the cover and, in his first six years, Auburn posted a 23-2-1 home record. Auburn's home record during the 18 years Aubie served as cover tiger was 63-16-2.

Aubie's last appearance on the game program cover was Oct. 23, 1976, when Auburn downed Florida State, 31-19, but Aubie returned to Auburn's cover against Alabama on Nov. 30, 1991, Auburn's last home game at Legion Field.

In 1979, Aubie came to life at the Southeastern Conference basketball tournament. James Lloyd, Auburn spirit director for the Student Government Association, with help from the Alumni Association, contacted Brooks-Van Horn Costumes in New York, N.Y. The company was provided with copies of the 1961 Auburn-Alabama and 1962 Auburn-Georgia Tech game programs to use for reference in creating a costume of the cartoon character. The firm, which also provided costumes for Walt Disney, designed and produced a Tiger costume for \$1,350. Individual contributions from various Auburn clubs, alumni and friends helped pay for the first costume.

Aubie proudly marched into the Birmingham-Jefferson Civic Center on Feb. 28, 1979, and helped lead first-year Auburn coach Sonny Smith's team to an upset of Vanderbilt. The following day, Aubie returned to the arena and the Tigers surprised Georgia in the longest game in SEC tournament history, four overtimes. Before the weekend was complete, Aubie helped lead the ninth-place team in the regular season to the semifinals of the tournament.

Aubie has been selected as the nation's No. 1 college mascot nine times, the first in 1990-91 by the Universal Cheerleader Association with Chris Wood, Mike Jernigan and Rob Thomson as the Friends of Aubie. And the 1994-95 Friends of Aubie, Trey Humphreys, Mike Murphy and Billy Stephens, received No. 1 college mascot again. In 1995-96, the Friends of Aubie, Billy Stephens (head Aubie) of Metairie, La., along with Mike Griffin and Josh Agerton, both of Auburn, claimed the title again. In 1998-99, the Friends of Aubie, J.G. Carver (head Aubie) of Huntsville, Eric Krausse of Chesterfield, Va., and Brannon McKim of Montgomery captured Auburn's fourth national championship. Aubie's fifth national championship was awarded in 2002-03, with Taylor Griswold (head Aubie) from Montgomery, Jeremy Legg from Franklin, Tenn., and Trey Mock from Marietta, Ga., as the Friends of Aubie. Aubie won it again in 2005-06 by Friends of Aubie Evan Thomas, (head Aubie) from Dothan, David Smith from Ozark and Chris Delvzizis from Brentwood, Tenn. The most recent national championship by Aubie was brought home in 2015-16.

Along with Aubie's nine national championships, he was the first collegiate mascot inducted into the Mascot Hall of Fame.

## Aubie Facts:

**First Year as Costumed Mascot:** 1979

**First Costume Designer:** Brooks-Van Horn Costumes, New York, N.Y.

**Other Costume Designers:** Bienville Costumes, Mobile, Ala.; BTS Productions, Auburn

**First Appearance:** Auburn men's basketball vs. Vanderbilt (Feb. 28, 1979) at SEC Tournament at Birmingham County Civic Center

**National Championships:** 1991, 1995, 1996, 1999, 2003, 2006, 2012, 2014, 2016

**Mascot Hall of Fame Inductee:** Aug. 15, 2006

**Capital One All-America Mascot Team:** 2003, 2004, 2005, 2006, 2011

## The Alma Mater

On the rolling plains of Dixie  
'Neath its sun-kissed sky,  
Proudly stands, our Alma Mater  
Banners high.

To thy name we'll sing thy praise,  
From hearts that love so true,  
And pledge to thee our  
Loyalty and ages through.

We hail thee, Auburn, and we vow  
To work for thy just fame,  
And hold in memory as we do now  
Thy cherished name.

Hear thy student voices swelling,  
Echoes strong and clear,  
Adding laurels to thy fame  
Enshrined so dear.

From thy hallowed halls we'll part,  
And bid thee sad adieu;  
Thy sacred trust we'll bear with us  
The ages through.

We hail thee, Auburn, and we vow  
To work for thy just fame,  
And hold in memory as we do now  
Thy cherished name.

**Composed by Bill Wood, 1942**  
**Word revision, 1960**

## The Auburn Creed

I believe that this is a practical world and that I can count only on what I earn.  
Therefore, I believe in work, hard work.  
I believe in education, which gives me the knowledge to work wisely and trains my mind and my hands to work skillfully.  
I believe in honesty and truthfulness, without which I cannot win the respect and confidence of my fellowmen.  
I believe in a sound mind, in a sound body and a spirit that is not afraid, and in clean sports that develop these qualities.  
I believe in obedience to law because it protects the rights of all.  
I believe in the human touch, which cultivates sympathy with my fellowmen and mutual helpfulness and brings happiness for all.  
I believe in my Country, because it is a land of freedom and because it is my own home, and that I can best serve that country by "doing justly, loving mercy, and walking humbly with my God."  
And because Auburn men and women believe in these things, I believe in Auburn and love it.

—George Petrie  
Auburn's First Football Coach

# Auburn's Symbol

## Nova/Tiger/Spirit

For more than 100 years, eagles have been associated with Auburn University's football program. From a static presence on the sidelines to rising flights over the field, WAR EAGLE has become an Auburn icon.

The role of Auburn University's eagles is to promote wildlife conservation as a part of the education initiatives of the U.S. Fish & Wildlife Service and the College of Veterinary Medicine's Southeastern Raptor Center. The USF&WS permits the Raptor Center to house eagles and use them on hundreds of educational presentations each year – including Auburn's home football games.

Currently, flighted eagles and numerous other non-releasable raptors are used for these educational programs. Eagles stir emotions in many people as they have come to symbolize strength, power and courage as well as other important values such as freedom, American heritage and the preservation of our environment. Golden Eagles Tiger (War Eagle VI), Nova (War Eagle VII) and Spirit (a Bald Eagle) are the eagles who have inspired football fans with their graceful flights over Jordan-Hare Stadium.

Tiger was hatched in captivity in 1980 and came to live at Auburn University in 1986. A frequent sideline fixture, she made her first free flight at the Wyoming game on Aug. 31, 2000, and flew prior to many games as well as at educational programs and the 2002 Winter Olympics.

Tiger continued to appear at some educational presentations despite a diagnosis of skin cancer in 2006 and underwent successful cataract surgery in December, 2012. She passed away June 18, 2014, at age 34.

At the Georgia game in November 2006, Tiger made her last stadium flight and "retired." A halftime ceremony at that game recognized her contributions to the Auburn community and to the USF&WS conservation mission. Golden Eagle Nova was then inaugurated as War Eagle VII.

Tiger was recognized at Auburn's season opener on Aug. 31, 2013, marking the 13-year anniversary of her first free flight. Her appearance began Auburn's remarkable turnaround season that will long be remembered as *The Team of Destiny*. The Tigers went from worst to first by winning the 2013 SEC Championship before falling 13 seconds shy of winning the BCS National Championship.

Although not titled War Eagle VII until November 2006, Nova's first pre-game flight was at the Kentucky game in 2004. Nova was hatched in 1999 at the Montgomery Zoo and came to Auburn in 2000. Nova looks similar to Tiger but has a smaller stature because he is a male. Like Tiger, Nova appears in scores of educational programs every year.

Spirit is the only Bald Eagle that has ever flown in Jordan-Hare Stadium; his first game flight was in 2001. You can recognize Spirit soaring before kickoff because unlike the Golden Eagles, Spirit has a bright white head and tail feathers. In 1995, Spirit was discovered as an injured fledgling in Florida.

He came to Auburn in 1998 and joined the educational collection at the Raptor Center. His damaged beak makes him non-releasable. Bald Eagles are found throughout Alabama and wild ones can sometimes be seen soaring in Auburn skies.

In the 1970s, a group from Auburn's College of Veterinary Medicine began an intensive effort to treat and rehabilitate injured raptors. This initiative led to the creation of what is now known as the Southeastern Raptor Center. The SRC is the oldest and only medical and surgical wildlife rehabilitation facility in the Southeast dedicated solely to raptors. SRC is supported by the College of Veterinary Medicine and is a non-profit organization that depends upon public and private contributions to accomplish its mission.

Hundreds of educational programs for schools and other groups help to generate these funds. The Southeastern Raptor Center's mission is to rehabilitate and release injured and orphaned raptors, educate the public about their role and importance, and to research raptor-related issues.

At SRC, raptors are admitted with a variety of injuries and ailments. Many birds are rehabilitated and released. When release is not possible, the bird may become a permanent center resident or transfer to another educational facility. You can support SRC by purchasing SRC merchandise at the AU Bookstore or through SRC's website.

Here, you can also contribute to SRC birds through the Adopt-A-Raptor program. This year, SRC will have public raptor shows which will include an eagle flight. These presentations are at the SRC Amphitheatre at 4:00 pm each Friday before home games. The \$5 admission is payable at the gate.

For more information or to inquire about scheduling an educational program for your group, call 334-844-6943 or visit [www.auburn.edu/raptor](http://www.auburn.edu/raptor).

### **Nova's Facts:**

**Title:** War Eagle VII

**Type of Bird:** Golden Eagle (*Aquila chrysaetos*)

**Hatch Year:** 1999

**Weight:** 9 pounds

**Favorite Food:** Rodents

**Talon Length:** 2 inches

### **Spirit's Facts:**

**Title:** American Emblem

**Type of Bird:** Bald Eagle (*Haliaeetus leucocephalus*)

**Weight:** 9 pounds

**Habitat:** Open water and wetlands

**Favorite Food:** Fish

### **For More Information:**

Call (334) 844-6943 or visit the web site at: [www.auburn.edu/raptor](http://www.auburn.edu/raptor)

# Alphabetical Roster

No.	Name	Pos.	Ht.	Wt.	Yr.	Hometown	No.	Name	Pos.	Ht.	Wt.	Yr.	Hometown
16	Devin Adams	QB	6-2	248	Jr.	Mobile, AL	51	Richard McBryde	LB	6-1	231	RFr.	Troy, AL
1	Montravius Adams	DL	6-4	309	Sr.	Vienna, GA	17	Marquis McClain	WR	6-2	208	Fr.	Crestview, FL
16	Devin Adams	QB	6-2	248	Jr.	Mobile, AL	45	Jaylen McGriff	WR	6-0	198	Jr.	Brentwood, TN
1	Montravius Adams	DL	6-4	309	Sr.	Vienna, GA	61	Ryan Meneely	OL	6-2	301	RFr.	McDonough, GA
48	Montavious Atkinson	LB	6-1	211	So.	Fairburn, GA	32	Malik Miller	RB	5-11	229	Fr.	Huntsville, AL
1	Woody Barrett	QB	6-2	238	Fr.	Winter Garden, FL	75	Deon Mix	OL	6-4	315	Jr.	Batesville, MS
82	Pete Berryman	TE	6-5	220	So.	Birmingham, AL	35	James Owens Moss	WR	5-9	177	Fr.	Opelika, AL
11	Markell Boston	DB	6-0	200	So.	Newnan, GA	39	Robert Muschamp	FB	6-1	255	RFr.	Rome, GA
22	John Broussard Jr.	DB	5-11	168	Fr.	Phenix City, AL	18	Jayvaughn Myers	DB	6-1	179	Fr.	Dade City, FL
5	Derrick Brown	DL	6-5	330	Fr.	Sugar Hill, GA	17	T.J. Neal	LB	6-0	235	Sr.	McKeesport, PA
65	Tucker Brown	OL	6-3	290	So.	Trussville, AL	99	Spencer Nigh	DL	6-0	272	Fr.	Magnolia, TX
38	Daniel Carlson	K	6-4	218	Jr.	Colorado Springs, CO	87	Pace Ozmint	WR	6-1	179	Fr.	Glencoe, AL
67	Tyler Carr	OL	6-5	318	RFr.	Southside, AL	36	Kamryn Pettway	FB	6-0	240	So.	Montgomery, AL
93	Tyler Carter	DL	6-1	243	RFr.	Decatur, AL	91	Kevin Phillips	P	6-0	185	Sr.	Greenwood, MS
43	Cedric Chambers	RB	5-7	182	RFr.	Valley, AL	69	Ike Powell	LS	6-3	264	Jr.	Tifton, GA
8	Marlon Character Jr.	DB	6-0	181	Fr.	Atlanta, GA	15	Tyler Queen	QB	6-1	236	RFr.	Kennesaw, GA
91	Nick Coe	DL	6-6	255	Fr.	Asheboro, NC	44	Landon Rice	TE	6-5	253	Fr.	Rome, GA
9	Byron Cowart	DE	6-3	276	So.	Seffner, FL	37	Logan Rice	WR	6-0	206	So.	Rome, GA
27	Chandler Cox	FB	6-1	236	So.	Apopka, FL	50	Chase Ritter	LB	5-10	205	Jr.	Wetumpka, AL
3	Nate Craig-Myers	WR	6-2	204	Fr.	Dade City, FL	14	Stephen Roberts	DB	5-11	183	Jr.	Opelika, AL
84	Chase Cramer	FB	5-10	208	RFr.	Orlando, FL	19	Nick Ruffin	DB	6-0	203	Jr.	Duluth, GA
52	Xavier Dampeer	OL	6-2	310	Sr.	Mendenhall, MS	95	Dontavious Russell	DL	6-3	308	So.	Carrollton, GA
3	Marlon Davidson	DL	6-3	273	Fr.	Greenville, AL	72	Prince Micheal Sammons	OL	6-7	289	Fr.	Clarksville, OH
6	Carlton Davis	DB	6-1	195	So.	Miami, FL	43	Ian Shannon	K/P	6-3	218	RFr.	Marietta, GA
57	Deshaun Davis	LB	5-11	239	So.	Prichard, AL	66	Bailey Sharp	OL	6-5	300	RFr.	Marietta, GA
31	Javaris Davis	DB	5-10	182	RFr.	Jacksonville, FL	36	Michael Sherwood	DB	5-9	175	Jr.	Atlanta, GA
11	Kyle Davis	WR	6-2	219	Fr.	Loganville, GA	58	Josh Shockley	LB	5-10	218	So.	Locust Grove, GA
80	Marcus Davis	WR	5-9	180	Sr.	Boynton Beach, FL	39	Conner Sibley	LB	5-10	200	RFr.	Athens, GA
83	Ryan Davis	WR	5-9	172	So.	St. Petersburg, FL	81	Darius Slayton	WR	6-2	191	RFr.	Norcross, GA
25	Stephen Davis Jr.	RB	6-3	206	Fr.	Irmo, SC	71	Braden Smith	OL	6-6	300	Jr.	Olathe, KS
13	T.J. Davis	DB	6-0	190	Sr.	Tallahassee, FL	53	Clarke Smith	LS	6-3	239	Fr.	Leeds, AL
12	Jamel Dean	DB	6-2	209	RFr.	Cocoa, FL	4	Jason Smith	WR	6-1	188	Jr.	Mobile, AL
20	Jeremiah Dinson	DB	6-0	177	So.	Miami, FL	8	Tony Stevens	WR	6-4	212	Sr.	Orlando, FL
74	Bubba Dowdell	OL	6-2	297	Fr.	Auburn, AL	29	Tyler Stovall	H	6-1	212	Jr.	Hokes Bluff, AL
25	Austin Dupper	DB	5-9	176	Sr.	Decatur, AL	12	Eli Stove	WR	6-0	177	Fr.	Niceville, FL
49	Jeff Ford	TE	6-4	268	Fr.	Glencoe, AL	90	Maurice Swain Jr.	DL	6-5	314	Sr.	West Point, GA
23	Johnathan Ford	DB	6-0	204	Sr.	Big Cove, AL	42	Keenan Sweeney	FB	6-0	237	So.	Snellville, GA
5	Ahorn Franklin III	QB	6-1	186	Jr.	Ft. Lauderdale, FL	26	Marshall Taylor	DB	6-3	191	Sr.	Cordele, GA
96	Aaron Garrison	DL	6-2	270	Jr.	Ozark, AL	24	Daniel Thomas	DB	5-11	192	Fr.	Montgomery, AL
73	Austin Golson	OL	6-5	314	Jr.	Prattville, AL	56	Jackson Thomas	LB	5-11	221	Sr.	Birmingham, AL
40	Eugene Govan	RB	5-7	190	RFr.	Grovetown, GA	42	Tre' Threat	LB	6-1	240	Fr.	Mobile, AL
86	Carson Griffis	WR	5-10	166	Fr.	Homewood, AL	48	C.J. Tolbert	RB	5-7	195	So.	Dadeville, AL
41	Greg Hall Jr.	LB	6-3	250	Sr.	Athens, GA	47	Cameron Toney	OLB	6-1	244	Jr.	Huntsville, AL
77	Marquel Harrell	OL	6-3	318	RFr.	Fairburn, GA	10	Stanton Truitt	WR	5-9	185	So.	Atlanta, GA
85	Jalen Harris	TE	6-4	259	So.	Montgomery, AL	68	Zach Wade	LS	5-10	218	So.	Bremen, GA
33	Will Hastings	K	5-10	172	So.	Little Rock, AR	76	Prince Tega Wanogho, Jr.	OL	6-8	282	RFr.	Elmore, AL
4	Jeff Holland	OLB	6-2	250	So.	Jacksonville, FL	97	Gary Walker	DL	5-11	269	RFr.	Toccoa, GA
15	Joshua Holsey	DB	5-11	195	Sr.	Fairburn, GA	13	Sean White	QB	6-0	200	So.	Boca Raton, FL
46	Ben Hood	DB	5-8	176	RFr.	Atlanta, GA	79	Andrew Williams	DL	6-4	289	So.	McDonough, GA
64	Mike Horton	OL	6-4	331	RFr.	Atlanta, GA	49	Darrell Williams	LB	6-2	231	So.	Hoover, AL
52	Antwan Jackson Jr.	DL	6-2	303	Fr.	Ellenwood, GA	30	Tre' Williams	LB	6-2	240	Jr.	Mobile, AL
78	Darius James	OL	6-4	320	Jr.	Killeen, TX							
10	Paul James III	LB	6-4	271	Jr.	Miami, FL							
62	Jaunta'vius Johnson	DL	6-2	317	RFr.	Lincoln, AL							
6	Jeremy Johnson	QB	6-5	234	Sr.	Montgomery, AL							
21	Kerryon Johnson	RB	6-0	211	So.	Madison, AL							
59	Raashed Kennion	DL	6-6	237	Jr.	Jacksonville, FL							
54	Kaleb Kim	OL	6-4	290	RFr.	Buford, GA							
46	Caleb King	TE	6-3	221	Jr.	Huntsville, AL							
89	Griffin King	WR	5-10	181	RFr.	Atlanta, GA							
63	Alex Kozan	OL	6-4	310	Sr.	Castle Rock, CO							
94	Devaroe Lawrence	DL	6-2	303	Sr.	Greenville, SC							
55	Carl Lawson	DL	6-2	253	Jr.	Alpharetta, GA							
31	Sage Ledbetter	K/P	6-0	183	Fr.	Auburn, AL							
70	Robert Leff	OL	6-6	299	Sr.	Fairhope, AL							
44	Raymond Lester	DB	5-11	171	RFr.	Marietta, GA							
30	Damian Lewis	RB	5-9	229	Sr.	Wetumpka, AL							
9	Kam Martin	RB	5-10	177	Fr.	Port Arthur, TX							
28	Tray Matthews	DB	6-1	207	Jr.	Newnan, GA							

## PRONUNCIATION GUIDE

No.	Name	Pronunciation	No.	Name	Pronunciation
1	MONTRAVIUS Adams	mon-TRAY-vee-us	59	RAASHED Kennion	Rah-sheed
48	MONTAVIOUS Atkinson	mon-TAY-vee-us	63	Alex KOZAN	KOH-zan
22	John BROUSSARD	brew-SARD	94	DEVAROE Lawrence	DEV-ah-row
52	XAVIER DAMPEER	Zavier DAM-peer	17	MARQUIS McClain	mar-KEESE
31	JAVARIS Davis	ja-VAR-is	32	MALIK Miller	muh-LEAK
12	JAMEL Dean	ja-MELL	18	JAYVAUGHN Myers	JAY-von
38	Austin DUPPER	rhymes with "supper"	19	Nick RUFFIN	ROUGH-fin
40	Eugene GOVAN	GO-van	95	DONTAVIUS Russell	don-TAY-vee-us
77	Marquel HARRELL	hah-RELL	43	IAN Shannon	EE-un
62	JAUNTA'VIUS Johnson	jon-TAY-vee-us	71	BRADEN Smith	BRAY-den
21	KERRYON Johnson	carry-on	76	Prince TEGA WANOGHO	TAY-ga wah-NO-go

# Numerical Roster

No.	Name	Pos.	Ht.	Wt.	Yr.	Hometown	No.	Name	Pos.	Ht.	Wt.	Yr.	Hometown
1	Montravius Adams	DL	6-4	309	Sr.	Vienna, GA	43	Cedric Chambers	RB	5-7	182	RFr.	Valley, AL
1	Woody Barrett	QB	6-2	238	Fr.	Winter Garden, FL	44	Landon Rice	TE	6-5	253	Fr.	Rome, GA
3	Nate Craig-Myers	WR	6-2	204	Fr.	Dade City, FL	44	Raymond Lester	DB	5-11	171	RFr.	Marietta, GA
3	Marlon Davidson	DL	6-3	273	Fr.	Greenville, AL	45	Jaylen McGriff	WR	6-0	198	Jr.	Brentwood, TN
4	Jason Smith	WR	6-1	188	Jr.	Mobile, AL	46	Ben Hood	DB	5-8	176	RFr.	Atlanta, GA
4	Jeff Holland	OLB	6-2	250	So.	Jacksonville, FL	46	Caleb King	TE	6-3	221	Jr.	Huntsville, AL
5	Derrick Brown	DL	6-5	330	Fr.	Sugar Hill, GA	47	Cameron Toney	OLB	6-1	244	Jr.	Huntsville, AL
5	John Franklin III	QB	6-1	186	Jr.	Ft. Lauderdale, FL	48	Montavious Atkinson	LB	6-1	211	So.	Fairburn, GA
6	Jeremy Johnson	QB	6-5	234	Sr.	Montgomery, AL	48	C.J. Tolbert	RB	5-7	195	So.	Dadeville, AL
6	Carlton Davis	DB	6-1	195	So.	Miami, FL	49	Darrell Williams	LB	6-2	231	So.	Hoover, AL
8	Marlon Character Jr.	DB	6-0	181	Fr.	Atlanta, GA	49	Jeff Ford	TE	6-4	268	Fr.	Glencoe, AL
8	Tony Stevens	WR	6-4	212	Sr.	Orlando, FL	50	Chase Ritter	LB	5-10	205	Jr.	Wetumpka, AL
9	Byron Cowart	DE	6-3	276	So.	Seffner, FL	51	Richard McBryde	LB	6-1	231	RFr.	Troy, AL
9	Kam Martin	RB	5-10	177	Fr.	Port Arthur, TX	52	Xavier Dampeer	OL	6-2	310	Sr.	Mendenhall, MS
10	Stanton Truitt	WR	5-9	185	So.	Atlanta, GA	52	Antwuan Jackson Jr.	DL	6-2	303	Fr.	Ellenwood, GA
10	Paul James III	LB	6-4	271	Jr.	Miami, FL	53	Clarke Smith	LS	6-3	239	Fr.	Leeds, AL
11	Markell Boston	DB	6-0	200	So.	Newnan, GA	54	Kaleb Kim	OL	6-4	290	RFr.	Buford, GA
11	Kyle Davis	WR	6-2	219	Fr.	Loganville, GA	55	Carl Lawson	DL	6-2	253	Jr.	Alpharetta, GA
12	Eli Stove	WR	6-0	177	Fr.	Niceville, FL	56	Jackson Thomas	LB	5-11	221	Sr.	Birmingham, AL
12	Jamel Dean	DB	6-2	209	RFr.	Cocoa, FL	57	Deshaun Davis	LB	5-11	239	So.	Prichard, AL
13	Sean White	QB	6-0	200	So.	Boca Raton, FL	58	Josh Shockley	LB	5-10	218	So.	Locust Grove, GA
13	T.J. Davis	DB	6-0	190	Sr.	Tallahassee, FL	59	Raashed Kennion	DL	6-6	237	Jr.	Jacksonville, FL
14	Stephen Roberts	DB	5-11	183	Jr.	Opelika, AL	61	Ryan Meneely	OL	6-2	301	RFr.	McDonough, GA
15	Joshua Holsey	DB	5-11	195	Sr.	Fairburn, GA	62	Jaunta'vius Johnson	DL	6-2	317	RFr.	Lincoln, AL
15	Tyler Queen	QB	6-1	236	RFr.	Kennesaw, GA	63	Alex Kozan	OL	6-4	310	Sr.	Castle Rock, CO
16	Devin Adams	QB	6-2	248	Jr.	Mobile, AL	64	Mike Horton	OL	6-4	331	RFr.	Atlanta, GA
17	T.J. Neal	LB	6-0	235	Sr.	McKeesport, PA	65	Tucker Brown	OL	6-3	290	So.	Trussville, AL
17	Marquis McClain	WR	6-2	208	Fr.	Crestview, FL	66	Bailey Sharp	OL	6-5	300	RFr.	Marietta, GA
18	Jayvaughn Myers	DB	6-1	179	Fr.	Dade City, FL	67	Tyler Carr	OL	6-5	318	RFr.	Southside, AL
19	Nick Ruffin	DB	6-0	203	Jr.	Duluth, GA	68	Zach Wade	LS	5-10	218	So.	Bremen, GA
20	Jeremiah Dinson	DB	6-0	177	So.	Miami, FL	69	Ike Powell	LS	6-3	264	Jr.	Tifton, GA
21	Kerryon Johnson	RB	6-0	211	So.	Madison, AL	70	Robert Leff	OL	6-6	299	Sr.	Fairhope, AL
22	John Broussard Jr.	DB	5-11	168	Fr.	Phenix City, AL	71	Braden Smith	OL	6-6	300	Jr.	Olathe, KS
23	Johnathan Ford	DB	6-0	204	Sr.	Big Cove, AL	72	Prince Micheal Sammons	OL	6-7	289	Fr.	Clarksville, OH
24	Daniel Thomas	DB	5-11	192	Fr.	Montgomery, AL	73	Austin Golson	OL	6-5	314	Jr.	Prattville, AL
25	Austin Dupper	DB	5-9	176	Sr.	Decatur, AL	74	Bubba Dowdell	OL	6-2	297	Fr.	Auburn, AL
25	Stephen Davis Jr.	RB	6-3	206	Fr.	Irmo, SC	75	Deon Mix	OL	6-4	315	Jr.	Batesville, MS
26	Marshall Taylor	DB	6-3	191	Sr.	Cordele, GA	76	Prince Tega Wanogho, Jr.	OL	6-8	282	RFr.	Elmore, AL
27	Chandler Cox	FB	6-1	236	So.	Apopka, FL	77	Marquel Harrell	OL	6-3	318	RFr.	Fairburn, GA
28	Tray Matthews	DB	6-1	207	Jr.	Newnan, GA	78	Darius James	OL	6-4	320	Jr.	Killeen, TX
29	Tyler Stovall	H	6-1	212	Jr.	Hokes Bluff, AL	79	Andrew Williams	DL	6-4	289	So.	McDonough, GA
30	Tre' Williams	LB	6-2	240	Jr.	Mobile, AL	80	Marcus Davis	WR	5-9	180	Sr.	Boynton Beach, FL
30	Damian Lewis	RB	5-9	229	Sr.	Wetumpka, AL	81	Darius Slayton	WR	6-2	191	RFr.	Norcross, GA
31	Javaris Davis	DB	5-10	182	RFr.	Jacksonville, FL	82	Pete Berryman	TE	6-5	220	So.	Birmingham, AL
31	Sage Ledbetter	K/P	6-0	183	Fr.	Auburn, AL	83	Ryan Davis	WR	5-9	172	So.	St. Petersburg, FL
32	Malik Miller	RB	5-11	229	Fr.	Huntsville, AL	84	Chase Cramer	FB	5-10	208	RFr.	Orlando, FL
33	Will Hastings	K	5-10	172	So.	Little Rock, AR	85	Jalen Harris	TE	6-4	259	So.	Montgomery, AL
35	James Owens Moss	WR	5-9	177	Fr.	Opelika, AL	86	Carson Griffis	WR	5-10	166	Fr.	Homewood, AL
36	Kamryn Pettway	FB	6-0	240	So.	Montgomery, AL	87	Pace Ozmint	WR	6-1	179	Fr.	Glencoe, AL
36	Michael Sherwood	DB	5-9	175	Jr.	Atlanta, GA	89	Griffin King	WR	5-10	181	RFr.	Atlanta, GA
37	Logan Rice	WR	6-0	206	So.	Rome, GA	90	Maurice Swain Jr.	DL	6-5	314	Sr.	West Point, GA
38	Daniel Carlson	K	6-4	218	Jr.	Colorado Springs, CO	91	Kevin Phillips	P	6-0	185	Sr.	Greenwood, MS
39	Robert Muschamp	FB	6-1	255	RFr.	Rome, GA	91	Nick Coe	DL	6-6	255	Fr.	Asheboro, NC
39	Conner Sibley	LB	5-10	200	RFr.	Athens, GA	93	Tyler Carter	DL	6-1	243	RFr.	Decatur, AL
40	Eugene Govan	RB	5-7	190	RFr.	Grovetown, GA	94	Devaroe Lawrence	DL	6-2	303	Sr.	Greenville, SC
41	Greg Hall Jr.	LB	6-3	250	Sr.	Athens, GA	95	Dontavious Russell	DL	6-3	308	So.	Carrollton, GA
42	Tre' Threat	LB	6-1	240	Fr.	Mobile, AL	96	Aaron Garrison	DL	6-2	270	Jr.	Ozark, AL
42	Keenan Sweeney	FB	6-0	237	So.	Snellville, GA	97	Gary Walker	DL	5-11	269	RFr.	Toccoa, GA
43	Ian Shannon	K/P	6-3	218	RFr.	Marietta, GA	99	Spencer Nigh	DL	6-0	272	Fr.	Magnolia, TX

# Player Bios



**DEVIN** #16  
**ADAMS** QB

6-2 • 248 • Jr. • JC  
Mobile, Ala. (Mississippi Delta CC)  
Liberal Arts

**JUNIOR COLLEGE:** Played at Mississippi Delta Community College for Coach Jeff Tatum

**HIGH SCHOOL:** Threw for 2,700 yards, 24 touchdowns as a senior, 3,100 yards and 31 TD as a junior for Coach Kerry Stevenson at Vigor High ... led team to Class 5A state title as a sophomore ... also played basketball and baseball

**PERSONAL:** Birthday is May 28 ... son of Felicia Adams and Terry Adams ... studying in the College of Liberal Arts



**MONTRAVIUS** #1  
**ADAMS** DL

6-4 • 309 • Sr. • 3L  
Vienna, Ga. (Dooly County)  
University College

**2015:** Second-year starter at nose tackle ... 23 career starts ... 107 career tackles ... forced a Louisville fumble along with a sack and seven tackles ... six tackles vs. Jacksonville State ... two tackles at LSU ... forced a San José State fumble and four tackles ... pair of tackles at Kentucky ... six tackles at Arkansas ... five stops vs. Ole Miss ... sack at Texas A&M ... three tackles vs. Georgia ... three tackles against Alabama ... game captain: Georgia ... 2nd team preseason all-SEC (SEC coaches, Phil Steele, Lindy's) ... 3rd team all-SEC (SEC media, Athlon, CFB Matrix)

**2014:** Played in 13 games with 10 starts ... started season opener vs. Arkansas at left defensive end ... three TFL against San José State, along with a 9-yard sack, six tackles and a QB hurry ... three solo tackles at Kansas State ... 36-yard interception vs. Louisiana Tech and a fumble recovery, the first Auburn D-lineman with an interception and the first Auburn player with an interception and a fumble recovery in a game since Nick Fairley vs. Mississippi State in 2010 ... four tackles vs. LSU ... five tackles at Mississippi State ... three tackles vs. South Carolina ... sack, four tackles at Ole Miss ... four tackles at Georgia ... two TFL, sack, four tackles, three QB hurries vs. Samford ... solo tackle at Alabama ... honorable mention Sophomore All-America (College Football News) ... third team preseason All-America (Sporting News) ... first team preseason All-SEC (Sporting News); third team (SEC Media)

**2013:** True freshman who excelled at defensive tackle, earning his first varsity letter ... 24/7 Sports Freshman All-American ... 20 tackles for season ... recorded first sack against Washington State ... TFL against Arkansas State ... TFL vs. Ole Miss ... four tackles at Texas A&M ... two tackles vs. Florida Atlantic ... pair of tackles in Georgia win ... two tackles in SEC championship game ... Lindy's all-newcomer team

**HIGH SCHOOL:** Strong, agile defensive lineman at Dooly County ... Under Armour All-America Game ... 247Sports All-America ... No. 2 defensive lineman, No. 14 overall by PrepStar ... ranked as No. 25 overall, No. 3 DL by Rivals ... No. 3 DT by Scout ... No. 10 overall, No. 2 DT, No. 2 in Georgia by 247Sports ... five-time player of the game his senior season for Coach Jimmy Hughes ... recorded 127 tackles, 34 TFL, 7.5 sacks leading Dooly County to the Class A state title game ... ESPN 150

**PERSONAL:** Birthday is July 24 ... son of Debbie Young ... studying in the University College

## ADAMS' CAREER DEFENSIVE STATS

YEAR	G/GS	TT	UT	AT	TFL-YDS	OBS-YDS	FF/FR	PD	QBH	INT
2013	13/0	20	10	10	1.5-3	1.0-2	0/0	0	7	0/0
2014	13/10	43	27	16	8.0-37	3.0-25	0/1	1	17	1/36
2015	13/13	44	16	28	3.0-22	2.0-18	2/0	1	6	0/0
Total	39/23	107	53	54	12.5-62	6.0-45	2/1	2	30	1/36

## ADAMS' CAREER GAME HIGH STATS

Tackles.....	7	Louisville	9/5/15
TFL.....	3.0	San José St.	9/6/14
Sacks.....	1.0	6x (last at Texas A&M)	11/7/15
PBU.....	1	2x (last vs. Mississippi St.)	9/26/15
FF.....	1	2x (last vs. San Jose' St.)	10/3/15
FR.....	1	LA Tech	9/27/14
INT.....	1	LA Tech	9/27/14
INT Yards.....	36	LA Tech	9/27/14

## ADAMS' GAME-BY-GAME DEFENSIVE STATS

DATE	OPPONENT	TT	UT	AT	TFL-YDS	OBS-YDS	
8/31/13	WASHINGTON STATE	2	2	0	1.0-2	1.0-2	
9/7/13	ARKANSAS STATE	0	0	0	0.0-0	0.0-0	
9/14/13	MISSISSIPPI STATE	3	1	2	0.0-0	0.0-0	
9/21/13	at LSU	3	1	2	0.0-0	0.0-0	
10/5/13	OLE MISS	1	0	1	0.5-1	0.0-0	
10/12/13	WESTERN CAROLINA	DID NOT PLAY					
10/19/13	at Texas A&M	4	2	2	0.0-0	0.0-0	
10/26/13	FLORIDA ATLANTIC	2	1	1	0.0-0	0.0-0	
11/2/13	at Arkansas	0	0	0	0.0-0	0.0-0	
11/9/13	at Tennessee	1	1	0	0.0-0	0.0-0	
11/16/13	GEORGIA	2	1	1	0.0-0	0.0-0	
11/30/13	ALABAMA	0	0	0	0.0-0	0.0-0	
12/7/13	vs. Missouri (SEC)	2	1	1	0.0-0	0.0-0	
1/6/14	vs. Florida State (BCS)	0	0	0	0.0-0	0.0-0	

DATE	OPPONENT	TT	UT	AT	TFL-YDS	OBS-YDS
8/30/14	* ARKANSAS	2	2	0	1.0-1	0.0-0
9/6/14	* SAN JOSÉ STATE	6	5	1	3.0-12	1.0-9
9/18/14	* at Kansas State	3	3	0	0.0-0	0.0-0
9/27/14	* LOUISIANA TECH	2	1	1	1.0-7	0.0-0
10/4/14	* LSU	4	2	2	0.0-0	0.0-0
10/11/14	* at Mississippi State	5	2	3	0.0-0	0.0-0
10/25/14	* SOUTH CAROLINA	3	1	2	0.0-0	0.0-0
11/1/14	* at Ole Miss	4	2	2	1.0-4	1.0-4
11/8/14	* TEXAS A&M	1	0	1	0.0-0	0.0-0
11/15/14	* at Georgia	4	1	3	0.0-0	0.0-0
11/22/14	SAMFORD	4	4	0	2.0-13	1.0-12
11/29/14	at Alabama	1	1	0	0.0-0	0.0-0
1/1/2015	Wisconsin (Outback)	4	3	1	0.0-0	0.0-0

DATE	OPPONENT	TT	UT	AT	TFL-YDS	OBS-YDS
9/5/15	* vs. Louisville	7	3	4	1.5-6	1.0-5
9/15/15	* JACKSONVILLE STATE	6	2	4	0.0-0	0.0-0
9/19/15	* at LSU	2	1	1	0.0-0	0.0-0
9/26/15	* MISSISSIPPI STATE	1	0	1	0.0	0.0-0
10/3/15	* SAN JOSE STATE	4	2	2	0.0-0	0.0-0
10/15/15	* at Kentucky	2	1	1	0.0-0	0.0-0
10/24/15	* at Arkansas	6	2	4	0.0-0	0.0-0
10/31/15	* OLE MISS	5	2	3	0.0-0	0.0-0
11/7/15	* at Texas A&M	1	1	0	1.0-13	1.0-13
11/14/15	* GEORGIA	3	1	2	0.0-0	0.0-0
11/21/15	* IDAHO	2	0	2	0.0-0	0.0-0
11/28/15	* ALABAMA	3	1	2	0.0-0	0.0-0
12/30/15	* vs. Memphis	2	0	2	0.5-3	0.5-3



# Player Bios



**MONTAVIOUS** #48  
**ATKINSON** LB  
 6-1 • 211 • So. • 1L  
 Fairburn, Ga. (Langston Hughes)  
 Liberal Arts

**2015:** True freshman contributing at free safety ... appeared in 10 games ... saw first action vs. Louisville ... one tackle vs. San Jose' State

**HIGH SCHOOL:** Dominant physical prep defender who is a safety prospect for the Tigers ... had 137 tackles each season as a junior and senior; four-year starter totaled 531 career stops, 7 interceptions ... first team all-region as a junior and senior for Coach Willie Cannon ... GSWA all-state, AJC all-area ... ranked among the top 60 prospects in Georgia by ESPN, 247 Sports and Rivals ... Scout rates him the best safety prospect in Georgia ... PrepStar all-South ... also a basketball and track letterman ... AB Honor Roll

**PERSONAL:** Birthday is August 29 ... son of Cassandra Atkinson and Kerry Britt ... studying in the College of Liberal Arts

### ATKINSON'S CAREER DEFENSIVE STATS

YEAR	G/GS	TT	UT	AT	TFL-YDS	QBS-YDS	FF/FR	PD	QBH	INT
2015	10/0	1	1	0	0.0-0	0.0-0	0/0	0	0	0

### ATKINSON'S CAREER GAME HIGH STATS

Tackles.....1 San Jose' St. 10/3/15

### ATKINSON'S GAME-BY-GAME DEFENSIVE STATS

DATE	OPPONENT	TT	UT	AT	TFL-YDS	QBS-YDS
9/5/15	vs. Louisville	0	0	0	0.0-0	0.0-0
9/12/15	JACKSONVILLE STATE	0	0	0	0.0-0	0.0-0
9/19/15	at LSU	0	0	0	0.0-0	0.0-0
9/26/15	MISSISSIPPI STATE	0	0	0	0.0-0	0.0-0
10/3/15	SAN JOSE' STATE	1	1	0	0.0-0	0.0-0
10/15/15	at Kentucky	0	0	0	0.0-0	0.0-0
10/24/15	at Arkansas	0	0	0	0.0-0	0.0-0
10/31/15	OLE MISS	0	0	0	0.0-0	0.0-0
11/7/15	at Texas A&M	0	0	0	0.0-0	0.0-0
11/14/15	GEORGIA	DID NOT PLAY				
11/21/15	IDAHO	0	0	0	0.0-0	0.0-0
11/28/15	ALABAMA	DID NOT PLAY				
12/30/15	vs. Memphis	DID NOT PLAY				



**WOODY** #1  
**BARRETT** QB  
 6-2 • 238 • Fr. • HS  
 Winter Garden, Fla. (West Orange)  
 Business

**HIGH SCHOOL:** Strong-armed dual-threat quarterback ... 2,018 yards passing, 20 TD, with 1,413 yards rushing, 23 TD for Coach Bob Head at West Orange High, leading the Warriors to the state semifinals ... Class 8A all-state and Florida Dairy Farmers 8A player of year and Mr. Football finalist ... Under Armour All-America Game ... Academy athlete of year ... top 10 QB prospect by 247 Sports and ESPN ... Rivals top 40 in Florida ... PrepStar 350 ... also a basketball letterman

**PERSONAL:** Birthday is September 19 ... son of Malinda Jackson and Ervin Barrett ... has two brothers, Javonte and Sergio, and three sisters, Jakarra, Shonte and Niara ... enjoys fishing and basketball ... studying in the College of Business



**PETE** #82  
**BERRYMAN** TE  
 6-5 • 220 • So. • HS  
 Birmingham, Ala. (Mountain Brook)  
 Engineering

**HIGH SCHOOL:** Played for Coach Chris Yeager at Mountain Brook High ... also a baseball and basketball letterman

**PERSONAL:** Birthday is May 18 ... son of Tim and Cynthia Berryman ... has two siblings, Sarah and Charlie ... dad played football at University of Ottawa and seven years in the Canadian Football League ... mom played volleyball at Queen's University ... member of FarmHouse fraternity and Impact at Auburn ... studying in the College of Engineering



**MARKELL** #11  
**BOSTON** DB  
 6-0 • 200 • So. • 1L  
 Newnan, Ga. (East Coweta)  
 University College

**2015:** Did not see action

**2014:** Redshirted for the Tigers

**HIGH SCHOOL:** A dual athlete who played receiver his first three years before also playing safety as a senior ... Georgia Class Region 6-AAAAAA Defensive Player of the Year as a senior with 105 tackles, four interceptions, including two returned for TDs ... had five pass breakups and two forced fumbles ... caught two touchdown passes and returned an interception for TD vs. Lovejoy ... forced a fumble late in the win vs. Newnan that helped his team clinch a first round home playoff game ... caught 32 passes as a junior ... caught 22 passes as a sophomore, including a 40-yard touchdown reception in a come-from-behind 28-25 victory over Newnan to end an eight-game losing streak to its rival ... attended the same high school as Karsten Bailey, a wide receiver at Auburn from 1995-98 before playing for the Seattle Seahawks and Green Bay Packers ... high school coach was Clint Wade ... also lettered in baseball, track and basketball ... Scout Top 175 ... PrepStar all-Southeast

**PERSONAL:** Son of Tonya Dragg and Dexter Boston ... two siblings, Jaxson Dragg and Kamari Boston ... birthday is November 7 ... studying in the University College



**JOHN** #22  
**BROUSSARD JR.** DB  
 5-11 • 168 • Fr. • HS  
 Phenix City, Ala. (Central)  
 Business

**HIGH SCHOOL:** Versatile cornerback with exceptional coverage skills ... January enrollee in business ... defensive player of the year for Coach Jamey Dubose at Central High, posting 35 tackles, 6 PBU and an interception as a senior ... all-region, all-bi-city and Class 7A all-state ... Under Armour All-America Game ... Alabama-Mississippi All-Star Game ... ESPN (4), 247 Sports (6), Rivals (18) top prospects in Alabama ... USA Today all-state ... also ran track

**PERSONAL:** Son of Vickie and John Broussard Sr. ... has two sisters, Frances and Alicia ... birthday is January 1 ... studying in the College of Business

# Player Bios



**DERRICK BROWN** #5 DL  
6-5 • 330 • Fr. • HS  
Sugar Hill, Ga. (Lanier)  
Education

**HIGH SCHOOL:** Recorded 106 tackles, 42 TFL, 12 sacks as a senior for Coach Korey Mobbs at Lanier High ... career 270 tackles, 81 TFL, 33.5 sacks ... U.S. Army All-American Bowl defensive player of year ... MaxPreps national player of year ... GSWA player of year and Class 5A all-state ... ESPN, Scout, 247 Sports No. 9 national prospect ... Rivals Top 20 and No. 3 DT ... USA Today All-American, state player of year ... also a basketball letterman ... Lanier Student Leadership Team

**PERSONAL:** Birthday is April 15 ... son of Martha and James Brown ... has two siblings, Mikaelia and Kameron ... studying in the College of Education



**TUCKER BROWN** #65 OL  
6-3 • 290 • So. • SQ  
Trussville, Ala. (Hewitt-Trussville)  
Business

**2015:** Saw his first snaps of the season against Idaho

**AT AUBURN:** Joined the football program as a walk-on in spring, 2015

**HIGH SCHOOL:** Offensive team captain for Coach Hal Riddle at Hewitt-Trussville High ... won Pat Patrick Award for outstanding lineman play in central Alabama ... also lettered in basketball and tennis ... member of National Honor Society, Beta Club, Thespians and SGA

**PERSONAL:** Birthday is January 8 ... son of Keith and Kathy Brown ... has four siblings: Jake, Haley, Sam and Joe David ... brother Sam was a member of Auburn's 2010 national championship team ... studying in the College of Business ... member of Phi Gamma Delta fraternity and Tau Sig honor society



**DANIEL CARLSON** #38 K  
6-4 • 218 • Jr. • 2L  
Colorado Springs, Colo. (Classical Academy)  
Business

**2015:** Lou Groza Award finalist (one of three) ... Walter Camp second team All-American ... unanimous first team All-SEC selection (coaches and AP) ... one of three kickers in FBS with four FG of 51+ yards in 2015 ... his string of 16 consecutive FG made set an Auburn record ... Auburn record with four 50+ FG made in a season ... 97 consecutive PAT made is fourth longest string in AU history ... ranked fifth nationally in touchback percentage (71.0) ... career long 56-yard FG vs. Louisville fifth-longest kick in FBS and set a Chick-fil-A Kickoff Game record ... FG of 27 and 49 yards vs. Jacksonville State ... 3-4 on field goals vs. Mississippi State, with a long of 51 ... missed two FG vs. San José State ... 3-3 FG at Kentucky with a long of 51 ... 41-yard FG at Arkansas ... 4-4 FG vs. Ole Miss, with long of 52 ... 4-4 FG at Texas A&M ... 2-2 FG vs. Georgia ... 2-3 FG vs. Alabama ... SEC special teams player of week (Louisville) ... game captain: Ole Miss ... Lou Groza Star (Kentucky,

Texas A&M) ... 4th team preseason all-SEC (Athlon) ... nominated for CoSIDA Academic All-America ... SEC Academic Honor Roll and Academic Top Tiger

**2014:** Kicked in all 13 games; punted in 12 games ... second team freshman All-America (Scout) ... honorable mention all-SEC ... tied Auburn kick scoring record with 18 points at Alabama ... Carlson was 5-for-5 on field goals and kicked three extra points ... record had been set by Al Del Greco in 1983 ... converted field goals of 46 yards against both Georgia and LSU ... first Tiger specialist to do P, PK, KO since Damon Duval (1999-2002) ... 42.0 punting average for season ... 57-57 on PAT, the most made PAT in a season without a miss by an Auburn kicker ever ... 50-81 kickoffs were touchbacks ... against Arkansas, Carlson averaged 53.3 yards on three punts, downing two inside the 20, and had seven touchbacks on kickoffs ... 53.3 yds-per-punt average was the best for an Auburn punter (min. 3 punts) since Kody Bliss averaged 54.7 yards on three punts against ULM in 2003; 62-yard punt in the second quarter longest by an Auburn punter since Ryan Shoemaker had a 64-yard punt vs. Tennessee Tech in 2007 ... 27-yard field goal vs. San José State was his first collegiate FG ... FGs of 34 and 25 yards at Kansas State ... 25-yd FG vs. Louisiana Tech ... field goals of 46, 42 yds vs. LSU ... 3-4 field goals at Mississippi State ... 5-5 field goals at Alabama, the most by an AU kicker since Jaret Holmes vs. UAB in 1996 ... season-long 51-yard field goal in the Outback Bowl ... SEC Special Team player of week (LSU) ... SEC Freshman of the Week (Arkansas) ... CFPA specialist of week (Alabama) ... A-Day spring game defensive MVP ... SEC Academic Honor Roll and Academic Top Tiger

**2013:** Did not see action while redshirting for the SEC Champions ... SEC First-Year Academic Honor Roll

**HIGH SCHOOL:** Versatile kicking specialist with tremendous leg strength ... 10 field goals and 54 kickoffs for touchbacks as a senior for Coach David Bervig at The Classical Academy ... top-ranked kicker nationally at Kohl's Kicking Academy Underclassmen Challenge ... ranked No. 4 nationally among kickers by Scout and Rivals ... MaxPreps small school All-America ... No. 8 ranking from 247Sports ... U.S. Army All-American Bowl ... ESPN's top rated high school kicker ... Denver Post No. 6 in-state prospect and all-state Class 3A as a junior and senior ... as a soccer player, helped TCA advance to state finals as a sophomore and junior

**PERSONAL:** Birthday is January 23 ... studying in the College of Business ... son of Jodie Carlson and Hans Carlson ... Chi Alpha Sigma honor society

## CARLSON'S CAREER KICKING STATS

YEAR	FG-A	Pct.	0-19	20-29	30-39	40-49	50+	PAT	PTS
2014	18-24	.750	0-0	10-11	3-3	4-9	1-1	57-57	111*
2015	23-27	.852	0-0	8-10	7-7	4-5	4-5	40-40	109
Total	41-51	.804	0-0	18-21	10-10	8-14	5-6	97-97	220

## CARLSON'S CAREER PUNTING STATS

YEAR	G	NO	YDS	AVG	TB	FC	I20	50+	LP/OPPONENT
2014	13	41	1724	42.0	1	9	13	4	62/Arkansas

## CARLSON'S CAREER GAME HIGH STATS

	No.	Opponent
FG Attempts	5	Alabama (2014)
FGs Made	5	Alabama (2014)
Career Long	56	Louisville (2015)
Consecutive FG	16	Kentucky through Alabama (2015)
Most PAT	8	2x (last Idaho) (2015)
Consecutive PAT	97	Arkansas 2014 through current

## 2014 Field Goal Sequence - Made, (Missed)

ARKANSAS	(42), 45
SAN JOSE STATE	27
at Kansas State	34, 25
LOUISIANA TECH	(41), 25
LSU	46, 42
at Mississippi State	(28), 21, 22, 42
SOUTH CAROLINA	--
at Ole Miss	--
TEXAS A&M	30, (41)
at Georgia	--
SAMFORD	29
at Alabama	20, 24, 24, 20, 33
vs. Wisconsin	51, (44), (45)


# Player Bios

2015 Field Goal Sequence - **Made**, (Missed)

vs. Louisville	56
JACKSONVILLE STATE	27, 49
at LSU	--
MISSISSIPPI STATE	(26), 30, 25, 51
SAN JOSE' STATE	(55), (25)
at Kentucky	34, 29, 52
at Arkansas	41
OLE MISS	52, 23, 33, 26
at Texas A&M	35, 30, 21, 31
GEORGIA	42, 38
IDAHO	--
ALABAMA	24, 44, (48)
vs. Memphis	20

## CARLSON'S GAME-BY-GAME PUNTING STATS

DATE	OPPONENT	NO	YDS	AVG	IN20	Long
8/30/14	ARKANSAS	3	160	53.3	2	62
9/6/14	SAN JOSE' STATE	2	80	40.0	0	41
9/18/14	at Kansas State	4	157	39.2	0	49
9/27/14	LOUISIANA TECH	4	154	38.5	0	49
10/4/14	LSU	3	122	40.7	1	45
10/11/14	at Mississippi State	6	257	42.8	2	49
10/25/14	SOUTH CAROLINA	2	70	35.0	1	42
11/1/14	at Ole Miss	3	107	35.7	1	47
11/8/14	TEXAS A&M	0	0	0.0	0	--
11/15/14	at Georgia	3	128	42.7	2	46
11/22/14	SAMFORD	5	224	44.8	2	50
11/29/14	at Alabama	2	82	41.0	0	44
1/1/15	Wisconsin (Outback)	4	183	45.8	2	55




**TYLER** #67  
**CARR** OL  
6-5 • 318 • RFr. • RS  
Southside, Ala. (Southside)  
Architecture

**2015:** Backup guard ... redshirted; did not see action this season ... member of SEC Academic Honor Roll and Academic Top Tiger

**HIGH SCHOOL:** Outstanding offensive lineman for Coach Ron Daugherty at Southside High ... enrolled at Auburn in January ... ASWA Alabama Class 6A Line-man of the Year ... helped the Panthers advance to the second round of the Class 6A playoffs his senior season ... Alabama-Mississippi All-Star Game ... Rivals lists him as No. 4 in-state player ... 247 Sports ranks him as a top 25 offensive guard and top 16 player in Alabama ... ESPN ranks him No. 11 in Alabama and among the top 30 offensive linemen ... Scout lists him as the No. 2 line prospect in Alabama ... AL.com A-List No. 5 ... Rivals 250 Underclassman Challenge ... PrepStar top 100 ... also played basketball ... member of National Honor Society, Beta Club

**PERSONAL:** Son of Rhonda and Dr. Phillip Carr (an Auburn graduate) ... has a brother, Taylor ... birthday is July 7 ... studying in the College of Architecture



**TYLER** #93  
**CARTER** DL  
6-1 • 243 • RFr. • RS  
Decatur, Ala. (Decatur)  
Medical Laboratory Science


**2015:** Did not see any game action

**AT AUBURN:** Joined the football program as a walk-on in spring, 2015

**HIGH SCHOOL:** Played defensive line for the Decatur Red Raiders and Coach

Jere Adcock

**PERSONAL:** Birthday is March 22 ... son of Jovita Carter ... Major at Auburn: Medical Laboratory Science




**CEDRIC** #43  
**CHAMBERS** RB  
5-7 • 182 • R-Fr. • SQ  
Valley, Ala. (Valley)  
Business

**2015:** Joined the Auburn program as a walk-on

**HIGH SCHOOL:** Running back who helped the Rams advance to the state playoffs for Coach Marshon Harper at Valley High ... also a baseball and track letterwinner ... member of FBLA ... received all-academic recognition


**PERSONAL:** Birthday is February 29 ... son of Gloria Bailey ... has two siblings, Kiani and Aiden ... studying in the College of Business



**MARLON** #8  
**CHARACTER JR.** DB  
6-0 • 175 • Fr. • HS  
Atlanta, Ga. (Grady)  
Business

**HIGH SCHOOL:** Rangy safety prospect with plenty of size and outstanding ball skills ... 57 tackles, five interceptions his senior season for Coach Earthwind Moreland at Grady High ... first team GSWA Class 4A all-state ... South Fulton all-metro and AJC all-city ... Rivals 250, Scout 300, PrepStar 350 ... also a track letterman

**PERSONAL:** Birthday is December 8 ... son of Cassie and Marlon Character Sr. ... has a brother, Myles, and a sister, Chelsea ... studying in the College of Business



**NICK** #91  
**COE** DL  
6-6 • 269 • Fr. • HS  
Asheboro, N.C. (Asheboro)  
Science & Math

**HIGH SCHOOL:** Dominating defensive end prospect with great athleticism ... 68 tackles, 15 TFL as a senior for Coach Owen George at Asheboro High, taking the Blue Comets to the second round of the state playoffs ... 34 career TFL ... first team all-state ... 247 Sports and Rivals rank him among top 12 prospects in North Carolina ... No. 13 at SDE by 247 Sports ... USA Today all-state ... state wrestling champion at 285 lbs. and won two NHSCA national titles

**PERSONAL:** Birthday is August 12 ... son of Etta Jackson ... has two siblings, Isaiah and Ieysha ... studying in the College of Science and Math

# Player Bios



**BYRON** #9  
**COWART** DE  
 6-3 • 276 • So. • 1L  
 Seffner, Fla. (Armwood)  
 Liberal Arts

**2015:** True freshman who was in the rotation at defensive end ... played in every game ... saw first action against Louisville, assisting on two tackles ... tackle, two QB hurries vs. Idaho ... Academic Top Tiger

**HIGH SCHOOL:** Nation's top defensive prospect ... led the Armwood Hawks to the state championship game as a junior and senior ... 185 career tackles, 29 sacks ... Under Armour All-America Game ... nation's top-ranked recruit by ESPN and Rivals ... Scout and 247 Sports rank him first among recruits at his position nationally ... USA Today All-USA ... Florida Class 6A player of the year ... Tampa Bay Times Blue Chipper of the Year ... PrepStar top 10 ... also a basketball and track letterman

**PERSONAL:** Son of Latoria Wilson ... birthday is May 20 ... studying in the College of Liberal Arts

### COWART'S CAREER DEFENSIVE STATS

YEAR	G/GS	TT	UT	AT	TFL-YDS	OBS-YDS	FF/FR	PD	IYDS
2015	13/0	6	1	5	0.0	0.0	0/0	0	0/0

### COWART'S CAREER GAME HIGH STATS

Tackles.....2 vs. Louisville 9/5/15

### COWART'S GAME-BY-GAME DEFENSIVE STATS

DATE	OPPONENT	TT	UT	AT	PD	INT-YDS
9/5/15	vs. Louisville	2	0	2	0	0-0
9/12/15	JACKSONVILLE STATE	0	0	0	0	0-0
9/19/15	at LSU	1	0	1	0	0-0
9/26/15	MISSISSIPPI STATE	1	0	1	0	0-0
10/3/15	SAN JOSE STATE	0	0	0	0	0-0
10/15/15	at Kentucky	0	0	0	0	0-0
10/24/15	at Arkansas	0	0	0	0	0-0
10/31/15	OLE MISS	0	0	0	0	0-0
11/7/15	at Texas A&M	1	0	1	0	0-0
11/14/15	GEORGIA	0	0	0	0	0-0
11/21/15	IDAHO	1	1	0	0	0-0
11/28/15	ALABAMA	0	0	0	0	0-0
12/30/15	vs. Memphis	0	0	0	0	0-0



**CHANDLER** #27  
**COX** FB  
 6-1 • 236 • So. • 1L  
 Apopka, Fla. (Apopka)  
 Liberal Arts

**2015:** True freshman who earned 10 starts at fullback ... first career reception was a 6-yarder from Jeremy Johnson vs. Jacksonville State ... SEC Academic Honor Roll and Academic Top Tiger

**HIGH SCHOOL:** Versatile offensive weapon for Coach Rick Darlington at Apopka High ... nearly 3,000 total offense yards during his career, with 21 rushing and 15 passing touchdowns the past two seasons ... U.S. Army All-American Bowl invitee ... helped the Blue Darters to the Florida Class 8A state championship as a senior and sophomore and state runner-up spot as a junior ... Orlando Sentinel Central Florida Super 60 ... 247 Sports No. 2 fullback and Florida top 55 players ... Scout top-ranked fullback prospect ... ESPN No. 10 TE/H-back ... Rivals top 50 Florida players

**PERSONAL:** Son of Sherri and Darin Anderson and Tom and Gretchen Cox; Tom played football at Southern California ... brother Dakota plays football at New Mexico and brother Jordan played baseball at Cal Lutheran ... also has a brother Asher and a sister Halle ... birthday is July 29 ... studying in the College of Liberal Arts

### COX'S CAREER RECEIVING STATS


YEAR	G/GS	NO	YDS	AVG	TD	LP/OPPONENT
2015	13/10	3	25	8.3	0	10/Mississippi State

### COX'S CAREER GAME HIGH STATS

Receptions .....	1	3x (last vs. Ole Miss)	10/31/15
Receiving Yds....	10	Mississippi State	9/26/15
Rec. Long.....	10	Mississippi State	9/26/15

### COX'S GAME-BY-GAME RECEIVING STATS

DATE	OPPONENT	ATT	YDS	AVG	TD	TD Yds
9/5/15	* vs. Louisville	0	0	0.0	0	--
9/12/15	* JACKSONVILLE STATE	1	6	6.0	0	--
9/19/15	* at LSU	0	0	0.0	0	--
9/26/15	MISSISSIPPI STATE	1	10	10.0	0	--
10/3/15	SAN JOSE STATE	0	0	0.0	0	--
10/15/15	* at Kentucky	0	0	0.0	0	--
10/24/15	* at Arkansas	0	0	0.0	0	--
10/31/15	* OLE MISS	1	9	9.0	0	--
11/7/15	* at Texas A&M	0	0	0.0	0	--
11/14/15	* GEORGIA	0	0	0.0	0	--
11/21/15	IDAHO	0	0	0.0	0	--
11/28/15	* ALABAMA	0	0	0.0	0	--
12/30/15	vs. Memphis	0	0	0.0	0	--



**NATE** #3  
**CRAIG-MYERS** WR  
 6-2 • 204 • Fr. • HS  
 Dade City, Fla. (Tampa Catholic)  
 Education

**HIGH SCHOOL:** Receiver who gained 1,018 receiving yards, 16 TD as a senior for Coach Mike Gregory at Tampa Catholic ... Under Armour All-America Game ... Tampa Tribune all-Tampa area ... Tampa Bay Times HomeTeam 100 ... Class 3A all-state ... USA Today, MaxPreps All-America ... Tampa Bay Blue Chip player of the year ... ranked among nation's top 10 WR by ESPN (2), Rivals (3), 247 Sports (6), Scout (8) ... top 10 prospects in Florida

**PERSONAL:** Birthday is October 4 ... son of Nicki Craig and Robert Myers ... has eight siblings, Josh, Trey, Jayvaughn, Robert, Eric, Kionna, Robyn and Alisha ... brother Josh Johnson played at Purdue and for the NFL Jacksonville Jaguars ... brother Trey Dudley-Giles played football at UMass ... brother Jayvaughn Myers is a teammate at Auburn ... studying in the College of Education

# Player Bios



**CHASE** #84  
**CRAMER** FB  
 5-10 • 208 • RFr. • HS  
 Orlando, Fla. (The First Academy)  
 Education

**HIGH SCHOOL:** Received the Coaches' Award at The First Academy ... versatile performer for Coach Leroy Kincaid and the Royals ... also lettered in track ... Honor Roll ... FCA leader

**PERSONAL:** Birthday is March 4 ... son of Tanya and Curtis Cramer ... father played college basketball ... has two siblings, Curt and Abby ... studying in the College of Education



**XAVIER** #52  
**DAMPEER** OL  
 6-2 • 310 • Sr. • 1L  
 Mendenhall, Miss. (Copiah-Lincoln CC)  
 Graduate/Education

**CAREER:** Has played in six games at Auburn

**2015:** Backup center ... injured before Kentucky game and missed the remainder of the regular season ... received his bachelor's degree at December commencement

**2014:** Saw action in five games at center on the offensive line

**JUNIOR COLLEGE/HIGH SCHOOL:** Offensive lineman with quick, strong hands and excellent feet ... enrolled at Auburn in January ... earned NJCAA all-region and all-state honors in 2013 at Copiah-Lincoln for coach Glenn Davis and offensive line coach Robert McFarland ... played defensive tackle as a freshman and center as a sophomore ... MACJC most valuable offensive lineman ... selected for MACJC all-star game ... 84 tackles, 9 TFL for Coach Danny Peterson at Mendenhall High ... placed sixth in shot put at state championship meet ... also a competitive powerlifter and a soccer letterman ... 247sports No. 1 JUCO center, Top 175 overall ... Rivals Top 100 JUCO ... PrepStar JUCO All-America ... Mississippi Scholar, honors graduate

**PERSONAL:** Birthday is May 29 ... son of Shirley Dampeer and the late Anthony Dampeer ... has four siblings: Shiree, Keenya, Anthony (played at Co-Lin CC) and Cristal ... received his bachelor's degree in December, 2015, and is working toward a master's in the College of Education



**MARLON** #3  
**DAVIDSON** DL  
 6-3 • 273 • Fr. • HS  
 Greenville, Ala. (Greenville)  
 Education

**HIGH SCHOOL:** One of the nation's top defensive prospects who makes impact plays ... January enrollee in sports management ... recorded 65 tackles, 19 TFL, 8 sacks, 4 forced fumbles, 3 fumble recoveries, a pair of interceptions and two defensive touchdowns as a senior for Coach Josh McLendon at Greenville High ... Under Armour All-America Game ... Alabama-Mississippi All-Star Game ... ASWA Super 12 and Class 5A lineman of year ... Rivals Top 25 and No. 2 in Alabama ... No. 4

SDE by 247 Sports ... PrepStar 150 ... USA Today, MaxPreps All-America ... also a basketball letterman

**PERSONAL:** Son of Marvin Davidson Sr. and the late Cynthia Carter ... has three siblings: Terrance, Ken and Marvin III ... brother Ken Carter was an Auburn defensive lineman (2010-13) ... birthday is May 11 ... studying in the College of Education



**CARLTON** #6  
**DAVIS** DB  
 6-1 • 195 • So. • 1L  
 Miami, Fla. (Miami Norland)  
 Business

**2015:** True freshman starter at cornerback ... 24/7 Sports Freshman All-American ... SEC All-Freshman team honoree ... first SEC all-freshman defensive back for Auburn since Daren Bates in 2009 ... his three interceptions are the most of any SEC freshman ... saw first action against Louisville, recording one tackle ... pair of stops against Jacksonville State ... first start came against Mississippi State, forcing a fumble and recording six tackles ... first career interception vs. San José State ... interception and two tackles at Kentucky ... eight tackles, three PBU at Arkansas ... career best nine tackles, TFL vs. Ole Miss ... interception, two tackles at Texas A&M ... five tackles vs. Georgia ... two tackles, two PBU vs. Idaho ... seven tackles, two PBU vs. Alabama ... 11 tackles, TFL against Memphis in the Birmingham Bowl ... Academic Top Tiger

**HIGH SCHOOL:** Outstanding cornerback prospect from South Florida ... 50 tackles and six interceptions as a senior for Coach Daryle Heidelberg ... Semper Fidelis All-American Bowl ... Class 6A all-state and first team all-Dade ... MVP of the Chick-fil-A Battle of the Borders ... Rivals and 247 Sports rank him among the top 25 prospects in Florida ... PrepStar all-South ... district 100m/200m dash finalist ... member of the gifted student program

**PERSONAL:** Son of Sonia Mannings and Carlton Davis II ... birthday is December 31 ... studying in the College of Business

## DAVIS' CAREER DEFENSIVE STATS

YEAR	G/GS	TT	UT	AT	TFL-YDS	OBS-YDS	FF/FR	PD	I/YDS
2015	13/9	56	38	18	2.0-6	0.5-3	1/0	11	3/0

## DAVIS' CAREER GAME HIGH STATS

Tackles.....	11	Memphis	12/30/15
TFL.....	1.0	2x (last vs. Memphis)	12/30/15
Interceptions.....	1	3x (last at Texas A&M)	11/7/15
PBU.....	3	at Arkansas	10/24/15
FF.....	1	Mississippi State	9/26/15

## DAVIS' GAME-BY-GAME DEFENSIVE STATS

DATE	OPPONENT	TT	UT	AT	PD	INT-YDS
9/5/15	vs. Louisville	1	1	0	0	0-0
9/12/15	JACKSONVILLE STATE	2	2	0	1	0-0
9/19/15	at LSU	0	0	0	0	0-0
9/26/15	* MISSISSIPPI STATE	6	5	1	0	0-0
10/3/15	SAN JOSE' STATE	1	0	1	0	1-0
10/15/15	* at Kentucky	2	2	0	0	1-0
10/24/15	* at Arkansas	8	5	3	3	0-0
10/31/15	* OLE MISS	9	7	2	0	0-0
11/7/15	* at Texas A&M	2	1	1	0	1-0
11/14/15	* GEORGIA	5	3	2	0	0-0
11/21/15	* IDAHO	2	1	1	2	0-0
11/28/15	* ALABAMA	7	5	2	2	0-0
12/30/15	* vs. Memphis	11	6	5	0	0-0

# Player Bios



**DESHAUN** #57  
**DAVIS** LB  
5-11 • 239 • So. • 1L  
Prichard, Ala. (Vigor)  
Liberal Arts

**2015:** Redshirt freshman providing depth at linebacker and seeing action on special teams ... two tackles, TFL at LSU ... two stops at Texas A&M

**2014:** Redshirted for the Tigers ... Academic Top Tiger

**HIGH SCHOOL:** Defender with great fundamentals and instincts for the ball ... missed his senior season with a knee injury ... 138 tackles, 15 TFL, 6 forced fumbles as a junior ... high school coach was Ashley Johnson ... AL.com A-List ... all-state and all-region as a sophomore and junior ... 2012 regional linebacker of the year ... O-D All-American Bowl; invited to 2014 U-19 International Bowl ... also a basketball and baseball letterman ... ESPN No. 14 linebacker ... 247sports No. 21 LB ... Scout No. 43 LB ... PrepStar all-Southeast

**PERSONAL:** Son of Constance Davis Jefferson and Delmico Williams ... has three siblings: Ray, Darrell and Miracle ... birthday is December 31 ... studying in the College of Liberal Arts

## DAVIS' CAREER DEFENSIVE STATS

YEAR	G/GS	TT	UT	AT	TFL-YDS	QBS-YDS	FF/FR	PD	I/YDS
2015	12/0	5	1	4	0.5-0	0.0-0	0/0	0	0/0

## DAVIS' CAREER GAME HIGH STATS

Tackles.....	2	2x (last at Texas A&M)	11/7/15
TFL.....	0.5	at LSU	9/19/15

## DAVIS' GAME-BY-GAME DEFENSIVE STATS

DATE	OPPONENT	TT	UT	AT	PD	INT-YDS
9/5/15	vs. Louisville	0	0	0	0	0-0
9/12/15	JACKSONVILLE STATE	0	0	0	0	0-0
9/19/15	at LSU	2	0	2	0	0-0
9/26/15	MISSISSIPPI STATE	0	0	0	0	0-0
10/3/15	SAN JOSE' STATE	0	0	0	0	0-0
10/15/15	at Kentucky	0	0	0	0	0-0
10/24/15	at Arkansas	0	0	0	0	0-0
10/31/15	OLE MISS	0	0	0	0	0-0
11/7/15	at Texas A&M	2	0	2	0	0-0
11/14/15	GEORGIA	0	0	0	0	0-0
11/21/15	IDAHO	1	1	0	0	0-0
11/28/15	ALABAMA	DID NOT PLAY				
12/30/15	vs. Memphis	0	0	0	0	0-0



**JAVARIS** #31  
**DAVIS** DB  
5-10 • 182 • RFr. • RS  
Jacksonville, Fla. (Ed White)  
Liberal Arts

**2015:** Backup cornerback ... redshirted; did not see action this season

**HIGH SCHOOL:** Swift, physical defender who can make an impact at corner ... first team Class 6A all-state for Coach Paul Pierson ... also played running back and receiver for the Commanders ... Times-Union Top 25 ... all-Gateway and Jacksonville player of the year ... Rivals and 247 Sports have him among top 50 Florida prospects ... top 10 CB in South according to Scout ... PrepStar all-South ... state runner-up at 100 meters and 4x100 relay

**PERSONAL:** Birthday is December 26 ... son of Francaesca Davis ... has three siblings: Javon, India and William ... cousins Vontae Davis and Vernon Davis and uncle Keith Frazier all played in NFL ... studying in the College of Liberal Arts



**KYLE** #11  
**DAVIS** WR  
6-2 • 219 • Fr. • HS  
Loganville, Ga. (Archer)  
Education

**HIGH SCHOOL:** Athletic receiver who ranks among the most skilled nationally at that position ... January enrollee in kinesiology ... career totals of 1,499 receiving yards and 18 TD ... all-county, all Gwinnett metro and all-state honoree for Coach Andy Dyer ... Under Armour All-America Game ... MVP of The Opening ... top 10 WR prospect by 247 Sports and ESPN ... Scout, Rivals top 140 ... USA Today all-state ... also a track and basketball letterman ... peer leader at Archer High

**PERSONAL:** Son of Ron and Zina Davis ... has three siblings, Robie, Laura and Cody ... father ran track at Middle Tennessee ... birthday is January 14 ... studying in the College of Education



**MARCUS** #80  
**DAVIS** WR  
5-9 • 180 • Sr. • 3L  
Boynton Beach, Fla. (American Heritage Boca-Delray)  
Liberal Arts

**2015:** Veteran receiver ... 30 receptions for season with 181 yards ... 22-yard catch from Sean White vs. Mississippi State ... five catches for career-high 49 yards at Kentucky ... game captain at Arkansas ... two catches gained 20 yards vs. Ole Miss ... 9-yard TD catch from Jeremy Johnson at Texas A&M ... career-best eight receptions vs. Georgia gained 31 yards ... three catches against Idaho for 22 yards ... two receptions and six punt returns for 94 yards vs. Memphis in Birmingham Bowl

**2014:** Played in 13 games with three starts ... 13 receptions for 92 yards ... caught a 17-yard touchdown at Ole Miss ... season high four receptions for 21 yards at Alabama ... returned two punts for 31 yards against Louisiana Tech ... two catches vs. Wisconsin in the Outback Bowl gained 21 yards

**2013:** True freshman who increased his role in the passing game ... 23 receptions, 1 TD for season ... 18-yard TD reception from Nick Marshall vs. Arkansas State came on his first collegiate catch ... four receptions for 38 yards on game-winning drive vs. Mississippi State; six total catches vs. the Bulldogs ... two catches for 21 yards at LSU ... three catches against Ole Miss ... key 27-yard catch on game-winning drive at Texas A&M ... team-best four catches vs. Florida Atlantic gained 30 yards; also returned two punts ... three catches against Georgia ... 26-yard reception in BCS title game vs. Florida State ... SEC First-Year Academic Honor Roll

**HIGH SCHOOL:** Graduate of American Heritage Boca-Delray High ... team had 12-1 record his junior year and advanced to state semifinals with an 11-1 mark as a senior ... threw for 1,019 yards, 15 touchdowns and two interceptions in 2012 for Coach Stacy Sizemore; he also ran for 846 yards and eight touchdowns ... Florida Class 3A all-state ... Rivals.com ranks him No. 41 nationally ... No. 95 by Scout ... No. 90 DB by 247Sports ... Prep and Sports Florida-Georgia all-star game

**PERSONAL:** Birthday is May 12 ... son of Craig Davis and grandson of Kat Paterick ... studying in the College of Liberal Arts

## M. DAVIS' CAREER RECEIVING STATS

YEAR	G/GS	NO	YDS	AVG	TD	LPI/OPPONENT
2013	14/1	23	217	9.4	1	27/Texas A&M
2014	13/3	13	92	7.1	1	17/Ole Miss
2015	13/7	30	181	6.0	1	22/Mississippi State
Total	40/11	66	490	7.4	3	27/Texas A&M

# Player Bios

## M. DAVIS' CAREER PUNT RETURN STATS

YEAR	G/GS	NO	YDS	AVG	TD	LP/OPPONENT
2013	14/1	2	2	1.0	0	7/Fla Atlantic
2014	13/3	2	31	15.5	0	19/LA Tech
2015	13/7	15	179	11.9	0	56/vMemphis
Total	40/11	19	212	11.2	0	56/vMemphis

## M. DAVIS' CAREER GAME HIGH STATS

Receptions .....	8	Georgia	11/14/15
Rec. Yards.....	49	Kentucky	10/15/15
Rec. Long.....	27	at Texas A&M	10/19/13
Rec. TDs.....	1	3x (last at Texas A&M)	11/7/15
Rush Attempts.....	1	2x (last vs. Mississippi St.)	9/26/15
Rush Yards.....	2	at Alabama	11/29/14
Rush Long.....	2	at Alabama	11/29/14
Punt Ret.....	6	vs. Memphis	12/30/15
Punt Ret Yds.....	94	vs. Memphis	12/30/15
Punt Ret Long.....	56	vs. Memphis	12/30/15
AP Yards.....	101	vs. Memphis	12/30/15
Career TDs.....	3		

## M. DAVIS' GAME-BY-GAME RECEIVING STATS

DATE	OPPONENT	REC	YDS	AVG	TD	TD REC
8/31/13	WASHINGTON STATE	0	0	0.00	0	--
9/7/13	ARKANSAS STATE	2	23	11.50	1	18
9/14/13	MISSISSIPPI STATE	6	43	7.17	0	--
9/21/13	at LSU	2	21	10.50	0	--
10/5/13	* OLE MISS	3	11	3.67	0	--
10/12/13	WESTERN CAROLINA	1	7	7.00	0	--
10/19/13	at Texas A&M	1	27	27.00	0	--
10/26/13	FLORIDA ATLANTIC	4	30	7.50	0	--
11/2/13	at Arkansas	0	0	0.00	0	--
11/9/13	at Tennessee	0	0	0.00	0	--
11/16/13	GEORGIA	3	29	9.33	0	--
11/30/13	ALABAMA	0	0	0.00	0	--
12/7/13	vs. Missouri (SEC)	0	0	0.00	0	--
1/6/14	vs. Florida State (BCS)	1	26	26.00	0	--

DATE	OPPONENT	REC	YDS	AVG	TD	TD Yds
8/30/14	ARKANSAS	0	0	0.0	0	--
9/6/14	SAN JOSE STATE	1	7	7.0	0	--
9/18/14	* at Kansas State	1	7	7.0	0	--
9/27/14	LOUISIANA TECH	0	0	0.0	0	--
10/4/14	LSU	1	2	2.0	0	--
10/11/14	at Mississippi State	1	9	9.0	0	--
10/25/14	SOUTH CAROLINA	0	0	0.0	0	--
11/1/14	at Ole Miss	1	17	17.0	1	17
11/8/14	TEXAS A&M	0	0	0.0	0	--
11/15/14	at Georgia	1	4	4.0	0	--
11/22/14	* SAMFORD	1	4	4.0	0	--
11/29/14	at Alabama	4	21	5.3	0	--
1/1/15	Wisconsin (Outback)	2	21	10.5	0	--

DATE	OPPONENT	REC	YDS	AVG	TD	TD Yds
9/5/15	vs. Louisville	1	2	2.0	0	--
9/12/15	JACKSONVILLE STATE	1	11	11.0	0	--
9/19/15	at LSU	0	0	0.0	0	--
9/26/15	MISSISSIPPI STATE	1	22	22.0	0	--
10/3/15	* SAN JOSE STATE	1	2	2.0	0	--
10/15/15	* at Kentucky	5	49	9.8	0	--
10/24/15	* at Arkansas	1	1	1.0	0	--
10/31/15	OLE MISS	2	20	10.0	0	--
11/7/15	* at Texas A&M	4	10	2.5	1	9
11/14/15	* GEORGIA	8	31	3.9	0	--
11/21/15	* IDAHO	3	22	7.3	0	--
11/28/15	ALABAMA	1	4	4.0	0	--
12/30/15	* vs. Memphis	2	7	3.5	0	--

## M. DAVIS' GAME-BY-GAME RETURN STATS

DATE	OPPONENT	PR/YDS	TD	KR/YDS	TD
8/30/14	ARKANSAS	0/0	0	0/0	0
9/6/14	SAN JOSE STATE	0/0	0	0/0	0
9/18/14	* at Kansas State	0/0	0	0/0	0
9/27/14	LOUISIANA TECH	2/31	0	0/0	0
10/4/14	LSU	0/0	0	0/0	0
10/11/14	at Mississippi State	0/0	0	0/0	0
10/25/14	SOUTH CAROLINA	0/0	0	0/0	0
11/1/14	at Ole Miss	0/0	0	0/0	0
11/8/14	TEXAS A&M	0/0	0	0/0	0

11/15/14	at Georgia	0/0	0	0/0	0
11/22/14	* SAMFORD	0/0	0	0/0	0

DATE	OPPONENT	PR/YDS	TD	KR/YDS	TD
9/5/15	vs. Louisville	1/2	0	0/0	0
9/12/15	JACKSONVILLE STATE	0/0	0	0/0	0
9/19/15	at LSU	1/27	0	0/0	0
9/26/15	MISSISSIPPI STATE	1/4	0	0/0	0
10/3/15	* SAN JOSE STATE	0/0	0	0/0	0
10/15/15	* at Kentucky	1/1	0	0/0	0
10/24/15	* at Arkansas	0/0	0	0/0	0
10/31/15	OLE MISS	2/14	0	0/0	0
11/7/15	* at Texas A&M	0/0	0	0/0	0
11/14/15	* GEORGIA	2/20	0	0/0	0
11/21/15	* IDAHO	0/0	0	0/0	0
11/28/15	ALABAMA	1/21	0	0/0	0
12/30/15	* vs. Memphis	6/94	0	0/0	0



**RYAN**

**#83**

**DAVIS**

**WR**

5-9 • 172 • So. • 1L

St. Petersburg, Fla. (Lakewood)

Liberal Arts

**2015:** True freshman in the mix at wide receiver ... saw his first college action at Kentucky ... 28-yard rushing gain at Texas A&M was his first touch of the football

**HIGH SCHOOL:** Gifted offensive playmaker who led Lakewood to back-to-back 10-win seasons for Coach Cory Moore ... passed for 2,140 yards (18 TD) and rushed for 1,233 yards (17 TD) as a senior ... Pinellas County career passing record (6,760 yards) ... four-year starter who won BCP player of the year honors ... first team Class 5A all-state ... top 40 receiver prospect by 247 Sports and Rivals ... ESPN 300 ... PrepStar all-South ... also a standout in basketball

**PERSONAL:** Birthday is April 12 ... son of Willie Davis and Peggy Davis ... has two brothers, Chris and Dorian ... grandson of Emma and Willie Davis Sr. ... studying in the College of Liberal Arts

## DAVIS' CAREER RUSHING STATS

YEAR	G/GS	NO	YDS	AVG	TD	LP/OPPONENT
2015	8/0	2	20	10.0	0	28/at Texas A&M

## DAVIS' CAREER GAME HIGH STATS

Rush Attempts.....	1	2x (last vs. Idaho)	11/21/15
Rush Yards.....	28	at Texas A&M	11/7/15
Rush Long.....	28	at Texas A&M	11/7/15

## DAVIS' GAME-BY-GAME RUSHING STATS

DATE	OPPONENT	ATT	YDS	AVG	TD	TD Yds
9/25/15	vs. Louisville					DID NOT PLAY
9/12/15	JACKSONVILLE STATE					DID NOT PLAY
9/19/15	at LSU					DID NOT PLAY
9/26/15	MISSISSIPPI STATE					DID NOT PLAY
10/3/15	SAN JOSE STATE					DID NOT PLAY
10/15/15	at Kentucky	0	0	0.0	0	--
10/24/15	at Arkansas	0	0	0.0	0	--
10/31/15	OLE MISS	0	0	0.0	0	--
11/7/15	at Texas A&M	1	28	28.0	0	--
11/14/15	GEORGIA	0	0	0.0	0	--
11/21/15	IDAHO	1	-8	-8.0	0	--
11/28/15	ALABAMA	0	0	0.0	0	--
12/30/15	vs. Memphis	0	0	0.0	0	--

# Player Bios



**T.J. DAVIS** #13  
**DB**  
 6-0 • 190 • Sr. • 2L  
 Tallahassee, Fla. (Godby)  
 Graduate/Education

**2015:** Reserve cornerback ... returned to practice before Mississippi State from spring knee surgery but did not see game action

**2014:** Played in all 13 games ... six tackles on the season ... first career TFL against Texas A&M ... also had a pass breakup against the Aggies

**2013:** Redshirt freshman reserve at cornerback ... played in 12 games for the SEC Champions ... solo tackle against Western Carolina

**2012:** Did not see varsity action while redshirting ... SEC First-Year Academic Honor Roll

**HIGH SCHOOL:** Outstanding secondary prospect from Godby High in Tallahassee ... High School Coach: Ronnie Cottrell ... rated the 29th best corner in the country and the 49th-ranked player from the state of Florida by Rivals.com ... ranked 43rd at the cornerback position and 67th in the state of Florida by 247Sports.com ... ranked 14th among corners and 36th from the state of Florida according to ESPN.com ... sixth-ranked cornerback and 78th-ranked overall prospect in the country according to Maxpreps ... 52nd-ranked prospect from the state of Florida according to SuperPrep ... No. 80 on the Orlando Sentinel's Florida Top 100 ... first-team Orlando Sentinel All-Florida as a senior ... four-star prospect according to ESPN ... registered 40 tackles (25 solo), intercepted three passes, returning one for a score, and blocked two punts while also recording two rush attempts for 26 yards and catching one pass for an additional 13 yards as a senior ... intercepted two passes as a junior

**PERSONAL:** Birthday is September 24 ... son of Thurston Davis, Sr. ... received his bachelor's degree in December, 2015, and is working toward a master's in the College of Education

## T.J. DAVIS' CAREER DEFENSIVE STATS

YEAR	G/GS	TT	UT	AT	TFL-YDS	QBS-YDS	FF/FR	PD	IYDS
2013	12/0	4	3	1	0.0-0	0.0-0	0/0	0	0/0
2014	13/0	6	4	2	0.5-2	0.0-0	0/0	1	0/0
2015	0/0	0	0	0	0.0	0.0	0/0	0	0/0
Total	25/0	10	7	3	0.5-2	0.0-0	0/0	1	0/0

## T.J. DAVIS' CAREER GAME HIGH STATS


Tackles	.....2	3x (last vs. Samford)	11/22/14
TFL	.....0.5	Texas A&M	11/8/14
PBU	.....1	Texas A&M	11/8/14

## T.J. DAVIS' GAME-BY-GAME DEFENSIVE STATS

DATE	OPPONENT	TT	UT	AT	PD	INT-YDS
8/31/13	WASHINGTON STATE					DID NOT PLAY
9/7/13	ARKANSAS STATE	2	1	1	0.0-0	0.0-0
9/14/13	MISSISSIPPI STATE					DID NOT PLAY
9/21/13	at LSU	1	1	0	0.0-0	0.0-0
10/5/13	OLE MISS	0	0	0	0.0-0	0.0-0
10/12/13	WESTERN CAROLINA	1	1	0	0.0-0	0.0-0
10/19/13	at Texas A&M	0	0	0	0.0-0	0.0-0
10/26/13	FLORIDA ATLANTIC	0	0	0	0.0-0	0.0-0
11/2/13	at Arkansas	0	0	0	0.0-0	0.0-0
11/9/13	at Tennessee	0	0	0	0.0-0	0.0-0
11/16/13	GEORGIA	0	0	0	0.0-0	0.0-0
11/30/13	ALABAMA	0	0	0	0.0-0	0.0-0
12/7/13	vs. Missouri (SEC)	0	0	0	0.0-0	0.0-0
1/6/14	vs. Florida State (BCS)	0	0	0	0.0-0	0.0-0

DATE	OPPONENT	TT	UT	AT	PD	INT-YDS
8/30/14	ARKANSAS	0	0	0	0	0-0
9/6/14	SAN JOSÉ STATE	0	0	0	0	0-0
9/18/14	at Kansas State	0	0	0	0	0-0
9/27/14	LOUISIANA TECH	1	1	0	0	0-0
10/4/14	LSU	1	0	1	0	0-0
10/11/14	at Mississippi State	0	0	0	0	0-0

10/25/14	SOUTH CAROLINA	0	0	0	0	0-0
11/1/14	at Ole Miss	0	0	0	0	0-0
11/8/14	TEXAS A&M	2	1	1	1	0-0
11/15/14	at Georgia	0	0	0	0	0-0
11/22/14	SAMFORD	2	2	0	0	0-0
11/29/14	at Alabama	0	0	0	0	0-0
1/1/15	Wisconsin (Outback)	0	0	0	0	0-0



**STEPHEN DAVIS JR.** #25  
**RB**  
 6-3 • 191 • Fr. • HS  
 Irmo, S.C. (Dutch Fork)  
 Science & Math

**HIGH SCHOOL:** Athletic running back and safety prospect ... recorded 46 tackles, INT, FF as a junior for Coach Tom Knotts at Dutch Fork High ... missed much of his senior season with a knee injury ... Class 4A Division 1 all-state as a junior ... top 10 prospect in South Carolina by Scout, Rivals, 247 Sports, ESPN ... also a basketball and track letterman

**PERSONAL:** Birthday is July 3 ... son of Stephen and DeeDee Davis ... father played for Auburn and the NFL's Redskins, Panthers and Rams ... has three sisters, Dentia, Shay and Stephanie ... studying in the College of Science and Math



**JAMEL DEAN** #12  
**DB**  
 6-2 • 209 • RFr. • RS  
 Cocoa, Fla. (Cocoa)  
 Engineering

**2015:** Redshirted and did not see varsity action

**HIGH SCHOOL:** Two-time Florida first-team Class 4A all-state pick at Cocoa (Fla.) High ... totaled 975 offensive yards, including 22 receptions and 15 touchdowns, in 2014 to earn all-state honors as a receiver ... 38 tackles, two PBU, one interception in 2013 ... also had seven PBUs as a senior and scored nine touchdowns as a junior ... 2014 Brevard County player of the year and the Florida Athletic Coaches Association's District 12 MVP ... played on back-to-back 11-2 state playoff teams for coach John Wilkinson ... one of the top cornerback prospects in the nation ranked No. 32 by 247Sports and No. 37 by Rivals ... ESPN 300 and a Top 10 defensive back in the state of Florida ... invited to Semper Fidelis All-American game ... also ran track and possesses "breakaway" speed ... graduated with a weighted 3.8 GPA ... spent a semester at Ohio State before enrolling at Auburn

**PERSONAL:** Son of Yolanda Kimbrough and James Dean ... has four brothers: Derrick Jr., James Jr., Jamine and Jayden ... birthday is October 15 ... studying in the College of Engineering



# Player Bios



**JEREMIAH** #20  
**DINSON** DB  
 6-0 • 177 • So. • 1L  
 Miami, Fla. (American)  
 Liberal Arts

**2015:** True freshman corner who saw substantial early-season action ... first snaps came against Louisville, where he recorded four tackles ... three tackles at LSU ... first start came at nickel vs. Mississippi State, recording three tackles ... three solo tackles at Texas A&M before suffering knee injury that required season-ending surgery ... Academic Top Tiger

**HIGH SCHOOL:** Standout defender for Coach Anthony White at Miami's American High ... Miami-Dade North-South All-Star Game ... part of a state championship team at Miami Norland as a freshman ... ranked among top 100 cornerback prospects for 247 Sports and ESPN ... PrepStar all-South ... graduated in top 20% of his class

**PERSONAL:** Birthday is February 26 ... son of Cinethia Lee and Theodore Dinson ... has a sister, Jasmine, and a brother, Joshua ... cousin Randell Johnson plays for the Buffalo Bills ... studying in the College of Liberal Arts

## DINSON'S CAREER DEFENSIVE STATS

YEAR	G/GS	TT	UT	AT	TFL-YDS	OBS-YDS	FF/FR	PD	IYDS
2015	9/1	15	9	6	0.0-0	0.0-0	0/0	0	0/0

## DINSON'S CAREER GAME HIGH STATS

Tackles.....4 vs. Louisville 9/5/15

## DINSON'S GAME-BY-GAME DEFENSIVE STATS

DATE	OPPONENT	TT	UT	AT	PD	INT-YDS
9/5/15	vs. Louisville	4	3	1	0	0-0
9/12/15	JACKSONVILLE STATE	1	1	0	0	0-0
9/19/15	at LSU	3	0	3	0	0-0
9/26/15	* MISSISSIPPI STATE	3	2	1	0	0-0
10/3/15	SAN JOSE STATE	0	0	0	0	0-0
10/15/15	at Kentucky	0	0	0	0	0-0
10/24/15	at Arkansas	0	0	0	0	0-0
10/31/15	OLE MISS	1	0	1	0	0-0
11/7/15	at Texas A&M	3	3	0	0	0-0
11/14/15	GEORGIA					
11/21/15	IDAHO					
11/28/15	ALABAMA					



**BUBBA** #74  
**DOWDELL** OL  
 6-2 • 297 • Fr. • HS  
 Auburn, Ala. (Beauregard)  
 Agriculture

**HIGH SCHOOL:** Earned first team all-area and all-state honors for Coach Rob Carter at Beauregard High ... team captain for the Hornets ... nominated to North-South All-Star Game ... member of National Honor Society, Student Council, Fellowship of Christian Athletes ... active in Lee County 4-H

**PERSONAL:** Birthday is September 16 ... son of James and Joanie Dowdell ... has two sisters, Katelyn and Amanda ... studying in the College of Agriculture



**AUSTIN** #25  
**DUPPER** DB  
 5-9 • 176 • Sr. • SQ  
 Decatur, Ala. (Decatur)  
 Graduate/Engineering

**AT AUBURN:** Joined the football program as a walk-on in spring, 2015 ... SEC Academic Honor Roll and Academic Top Tiger

**HIGH SCHOOL:** Defensive back at Decatur High for Coach Jere Adcock ... also a basketball letterman

**PERSONAL:** Birthday is October 3 ... son of Joe and Kathy Dupper ... has five siblings: Torin, Quintin, Trentin, Paxtin and Bradin ... mom played basketball at University of Chicago and dad played baseball there ... brother Torin played football at Northwestern ... Major at Auburn: Industrial and Systems Engineering ... involved with FBO college ministry and Farmhouse fraternity ... received his bachelor's degree in May, 2016, and is doing graduate work in the College of Engineering



**JOHNATHAN** #23  
**FORD** DB  
 6-0 • 204 • Sr. • 3L  
 Big Cove, Ala. (New Hope)  
 University College

**2015:** Starter at nickel; has also seen time at safety ... seven career double-figure tackle games (six this season) ... 216 career tackles ... 118 tackles are the most since 2001 for an Auburn player ... forced a Louisville fumble along with team-best 12 tackles ... interception and 12 tackles vs. Jacksonville State ... 10 tackles at LSU ... career best 14 tackles and forced a fumble vs. San José State ... also had kick returns of 58 and 23 yards vs. the Spartans that set up scores ... 14 tackles, sack, and kick returns of 24 and 20 yards at Kentucky ... team-best nine tackles at Arkansas ... 14 tackles vs. Ole Miss ... 10 tackles at Texas A&M ... 48-yard interception return for a touchdown vs. Idaho, along with seven tackles and a TFL ... nine tackles, TFL vs. Alabama ... five tackles in Birmingham Bowl vs. Memphis ... SEC special teams player of week (San José State) ... 2nd team preseason all-SEC (Phil Steele) ... 3rd team all-SEC (SEC coaches, SEC media, Athlon)

**2014:** Started all 13 games at safety ... team-best 93 tackles ... third on team with three interceptions ... also had 1.5 TFL ... career-high 11 tackles at Ole Miss ... nine tackles against Mississippi State ... nine solo stops in Iron Bowl at Alabama ... had eight tackles at Kansas State ... seven tackles in win over South Carolina ... nine tackles vs. Wisconsin in Outback Bowl ... honorable mention Sophomore All-America (College Football News) ... Mike Kolen Award as Auburn's leading tackler

**2013:** Played in all 14 games, earning his first varsity letter ... moved from running back to cornerback during fall camp ... five tackles on the season ... registered a PBU against Florida Atlantic ... also saw action at running back in two games ... rushed two times for 45 yards, including a 38-yard touchdown, against Western Carolina ... also carried four times for 28 yards in win over Florida Atlantic ... SEC First-Year Academic Honor Roll

**HIGH SCHOOL:** Capable in-state contributor at running back from New Hope High ... gained 1,669 yards, 27 touchdowns as a senior for Coach Randall Taylor ... Alabama-Mississippi All-Star Game ... Class 3A first team all-state ... ranked No. 35 by Scout ... Rivals ranks him top running back prospect in Alabama ... PrepStar all-Southeast

**PERSONAL:** Nickname is Rudy ... birthday is November 1 ... son of Hernandez and Terrie Ford ... studying in the University College

# Player Bios

## FORD'S CAREER DEFENSIVE STATS

YEAR	G/GS	TT	UT	AT	TFL-YDS	OBS-YDS	FF/FR	PD	I/YDS
2013	14/0	5	2	3	0.0-0	0.0-0	0/0	1	0/0
2014	13/13	93	62	31	2.5-10	0.5-3	1/0	4	3/18
2015	13/11	118	68	50	3.5-10	1.0-7	2/0	4	2/48
Total	40/24	216	132	84	6.0-20	1.5-10	3/0	9	5/66

## FORD'S CAREER RUSHING STATS

YEAR	G/GS	NO	YDS	AVG	TD	LP/OPPONENT
2013	14/0	6	78	12.2	1	38/Western Carolina

## FORD'S CAREER GAME HIGH STATS

Tackles.....	14	3x (last at Ole Miss)	10/31/15
Interceptions.....	1	5x (last vs. Idaho)	11/21/15
Sacks.....	1.0	2x (last at Kentucky)	10/15/15
TFL.....	1.0	7x (last vs. Alabama)	11/28/15
PBU.....	1	4x (last vs. Ole Miss)	10/31/15
FF.....	1	3x (last vs. San Jose' St.)	10/3/15
Rush Attempts.....	4	Florida Atlantic	10/26/13
Rush Yards.....	45	Western Carolina	10/12/13
Rush Long.....	38	Western Carolina	10/12/13
Rush TDs.....	1	Western Carolina	10/12/13
Kick Returns.....	2	5x (last vs. Idaho)	11/21/15
KR Yards.....	81	San Jose' State	10/3/15
KR Long.....	58	San Jose' State	10/3/15
AP Yards.....	114	Idaho	11/21/15

## FORD'S GAME-BY-GAME DEFENSIVE STATS

DATE	OPPONENT	TT	UT	AT	PD	INT-YDS
8/30/14	* ARKANSAS	5	2	3	0	0-0
9/6/14	* SAN JOSE STATE	8	6	2	0	1-3
9/18/14	* at Kansas State	8	7	1	1	0-0
9/27/14	* LOUISIANA TECH	5	4	1	0	0-0
10/4/14	* LSU	6	4	2	0	0-0
10/11/14	* at Mississippi State	9	6	3	0	1-1
10/25/14	* SOUTH CAROLINA	7	6	1	0	0-0
11/1/14	* at Ole Miss	11	3	8	0	0-0
11/8/14	* TEXAS A&M	6	4	2	0	0-0
11/15/14	* at Georgia	6	3	3	0	0-0
11/22/14	* SAMFORD	4	3	1	0	0-0
11/29/14	* at Alabama	9	9	0	0	1-14
1/1/15	* Wisconsin (Outback)	9	5	4	0	0-0

DATE	OPPONENT	TT	UT	AT	PD	INT-YDS
9/5/15	* vs. Louisville	12	8	4	0	0-0
9/12/15	* JACKSONVILLE STATE	12	9	3	1	1-0
9/19/15	* at LSU	10	2	8	0	0-0
9/26/15	MISSISSIPPI STATE	1	1	0	0	0-0
10/3/15	* SAN JOSE STATE	14	11	3	0	0-0
10/15/15	* at Kentucky	14	9	5	0	0-0
10/24/15	* at Arkansas	9	4	5	0	0-0
10/31/15	* OLE MISS	14	8	6	1	0-0
11/7/15	* at Texas A&M	10	3	7	0	0-0
11/14/15	* GEORGIA	1	0	1	0	0-0
11/21/15	IDAHO	7	4	3	0	1-48
11/28/15	* ALABAMA	9	7	2	0	0-0
12/30/15	* vs. Memphis	5	2	3	0	0-0

## FORD'S GAME-BY-GAME RUSHING STATS

DATE	OPPONENT	ATT	YDS	Avg.	TD	TD Runs
8/31/13	WASHINGTON STATE	0	0	0.00	0	--
9/7/13	ARKANSAS STATE	0	0	0.00	0	--
9/14/13	MISSISSIPPI STATE	0	0	0.00	0	--
9/21/13	at LSU	0	0	0.00	0	--
10/5/13	OLE MISS	0	0	0.00	0	--
10/12/13	WESTERN CAROLINA	2	45	22.5	1	38
10/19/13	at Texas A&M	0	0	0.00	0	--
10/26/13	FLORIDA ATLANTIC	4	28	7.00	0	--
11/2/13	at Arkansas	0	0	0.00	0	--
11/9/13	at Tennessee	0	0	0.00	0	--
11/16/13	GEORGIA	0	0	0.00	0	--
11/30/13	ALABAMA	0	0	0.00	0	--
12/7/13	vs. Missouri (SEC)	0	0	0.00	0	--
1/6/14	vs. Florida State (BCS)	0	0	0.00	0	--

## FORD'S GAME-BY-GAME RETURN STATS

DATE	OPPONENT	PR/YDS	TD	KR/YDS	TD
9/5/15	* vs. Louisville	0/0	0	1/28	0
9/12/15	* JACKSONVILLE STATE	0/0	0	1/46	0
9/19/15	* at LSU	0/0	0	0/0	0
9/26/15	MISSISSIPPI STATE	0/0	0	2/46	0
10/3/15	* SAN JOSE STATE	0/0	0	2/81	0
10/15/15	* at Kentucky	0/0	0	2/44	0
10/24/15	* at Arkansas	0/0	0	2/51	0
10/31/15	* OLE MISS	0/0	0	0/0	0
11/7/15	* at Texas A&M	0/0	0	0/0	0
11/14/15	* GEORGIA	0/0	0	2/40	0
11/21/15	IDAHO	0/0	0	2/66	0
11/28/15	* ALABAMA	0/0	0	0/0	0
12/30/15	* vs. Memphis	0/0	0	1/27	0



**JEFF** **#49**  
**FORD** **TE**  
 6-4 • 268 • Fr. • HS  
 Glencoe, Ala. (Glencoe)  
 Science & Math

**HIGH SCHOOL:** Earned all-state, all-county and all-region honors under Coach Lee Ozmint at Glencoe High ... named to the Gadsden Times Dirty Dozen ... team MVP ... member of Beta Club ... also played basketball and baseball at Glencoe

**PERSONAL:** Birthday is January 2 ... son of Herb and Melanie Ford ... has two brothers, Justin and Jake ... grandfather Herb Ford Sr. played tight end at Florida ... studying in the College of Science and Math



**JOHN** **#5**  
**FRANKLIN III** **QB**  
 6-1 • 186 • Jr. • TR  
 Ft. Lauderdale, Fla. (East Mississippi CC)  
 Liberal Arts

**JUNIOR COLLEGE:** Big-time athlete who can impact every aspect of the offense ... JUCO All-American ... January enrollee in public administration ... passed for 733 yards (64-110) and seven scores and rushed for 451 yards and nine TD at East Mississippi CC, helping Coach Buddy Stephens' Lions to a No. 3 national ranking and the MACJC North title ... against Mississippi Delta, rushed for 172 yards (5 TD of 65, 33, 29, 13, 5 yds) on just 10 carries, and 10-16 passing for 119 yards, 1 TD all in first half ... redshirted 2013 season at Florida State, winning offensive scout team player of the year honors; limited action in 2014 ... member of ACC champion 4x100 relay team

**HIGH SCHOOL:** Led Coach Doug Gatewood's Paladins to 9-2 record, FHSAA 8A playoff berth at South Plantation (Fla.) High ... Brian Piccolo Scholar-Athlete Award ... state 4x100 relay champion and 100m runner-up as a senior ... also a basketball letterman

**PERSONAL:** Son of John Franklin Jr. and Kealer Franklin ... has two siblings, Jarrell and Tiffany ... birthday is September 21 ... studying in the College of Liberal Arts

# Player Bios



**AARON** #96  
**GARRISON** DL  
 6-2 • 270 • Jr. • 2L  
 Ozark, Ala. (Carroll)  
 Engineering

**CAREER:** Has played in nine games  
**2015:** Reserve defensive tackle ... former walk-on awarded a scholarship during preseason camp ... first action of the season came vs. Idaho ... SEC Academic Honor Roll and Academic Top Tiger  
**2014:** Played in six games ... saw first action of his career against San Jose State ... SEC Academic Honor Roll and Academic Top Tiger  
**2013:** Did not see varsity action while redshirting for the SEC Champions ... SEC First-Year Academic Honor Roll  
**HIGH SCHOOL:** Lineman who played for Coach Ken Valrie at Carroll High ... also lettered in basketball and track and field ... Leadership Award ... member of National Honor Society and math honorary  
**PERSONAL:** Birthday is January 10 ... son of Doug and Cindy Garrison .. studying in the College of Engineering



**AUSTIN** #73  
**GOLSON** OL  
 6-5 • 314 • Jr. • 1L  
 Prattville, Ala. (Ole Miss)  
 Liberal Arts

**CAREER:** Has played in 23 career games - 11 at Auburn, 12 at Ole Miss  
**2015:** Starting center ... transfer from Ole Miss ... left Georgia game with injury ... did not play vs. Idaho or Alabama ... SEC Academic Honor Roll and Academic Top Tiger  
**2014:** Redshirted due to NCAA transfer rules ... Academic Top Tiger ... SEC first-year honor roll  
**2013 (Ole Miss):** Played in 12 games as a true freshman on the offensive line, mostly at guard ... offense produced the most total yards in school history (6,153) ... helped four different players post 100-yard rushing performances ... earned first letter ... made his Rebel debut at Vanderbilt playing extensively at right guard ... SEC all-academic  
**HIGH SCHOOL:** U.S. Army and SuperPrep All-America selection ... rated the 52nd-best prospect in the nation and No. 3 offensive tackle by ESPN.com ... ranked No. 118 overall and the eighth-best OT by Rivals.com ... ranked the No. 4 recruit in Alabama by ESPN.com and No. 8 by Rivals.com and 247Sports.com ... rated No. 10 on AL.com's A-List of top senior football players in Alabama ... Alabama-Mississippi All-Star Game ... twice nominated for AHSAA Class 6A Lineman of the Year award ... three-time Class 6A All-State first teamer by the Alabama Sports Writers Association ... helped Prattville claim the Class 6A state title his junior season, paving the way for an offense that racked up 3,458 rushing yards and 50 touchdowns ... High School Coaches: Chad Anderson and Jamey Dubose  
**PERSONAL:** Birthday is July 9 ... son of Pat and Deborah Trotter ... studying in the College of Liberal Arts



**EUGENE** #40  
**GOVAN** RB  
 5-7 • 190 • RFr. • RS  
 Grovetown, Ga. (Grovetown)  
 Education

**2015:** Joined the Auburn program as a walk-on  
**HIGH SCHOOL:** WJBF scholar-athlete of the year for Coach Rodney Holder at Grovetown High ... also a track and field letterman  
**PERSONAL:** Birthday is September 28 ... son of Nikita Davis and Andrew Davis ... has one brother, Darrius ... studying in the College of Education



**CARSON** #86  
**GRIFFIS** WR  
 5-10 • 166 • Fr. • HS  
 Homewood, Ala. (Homewood)  
 Business

**HIGH SCHOOL:** Four-year varsity football letterman ... 20-1 regional record ... accounted for 6,100+ yards and 60 touchdowns passing and rushing ... most valuable offensive player as a senior for Coach Ben Berguson ... team captain as a senior for both baseball and football ... All Over The Mountain honoree in both football and baseball ... three-year baseball letterman ... member of the Beta, Key, and Chess clubs  
**PERSONAL:** Birthday is April 10 ... son of Jack and Angela Griffis ... has one brother, Brent ... studying in the College of Business



**GREG** #41  
**HALL JR.** LB  
 6-3 • 250 • Sr. • TR  
 Athens, Ga. (Appalachian State)  
 Liberal Arts

**2015:** Did not see any game action  
**2014:** Did not see action due to NCAA transfer rules after playing at Appalachian State  
**HIGH SCHOOL:** Two-time first-team all-state honoree at North Oconee ... led one of Georgia's top defenses in 2011 with a school-record 18 sacks ... finished with 63 total tackles and four pass break-ups as a senior, gaining all-area and all-region recognition ... twice first team all-state ... main cog in a defense that surrendered just 8.5 points per game and posted five shutouts in 2011 ... led the Titans to an undefeated regular season and 11-1 final record as a senior ... High School Coach: Terry Tuley ... also lettered in basketball and track ... ESP volunteer  
**PERSONAL:** Birthday is June 22 ... son of Kir Enoch and Gregory Hall Sr. ... has three siblings: Asim-Malik, Priscilla and Carrie ... his uncle William Witherspoon played at Georgia and 12 seasons in the NFL ... studying in the College of Liberal Arts

# Player Bios



**MARQUEL** #77  
**HARRELL** OL  
 6-3 • 318 • RFr. • RS  
 Fairburn, Ga. (Creekside)  
 Science and Math

**2015:** Backup offensive guard ... redshirted; did not see action this season ... Academic Top Tiger and SEC first-year Academic Honor Roll

**HIGH SCHOOL:** Accomplished offensive line prospect with multiple skills ... first team Class 5A Region 6-B honoree for Coach Olten Downs ... Semper Fi All-American Bowl ... 2013 state champions ... Class 5A all-state ... Scout ranks him the No. 1 OG prospect in Georgia ... ESPN 300 ... among the top 35 players in Georgia by 247 Sports, ESPN, Rivals and Scout ... PrepStar all-South ... also threw the shot put and was a basketball letterman ... vice-president of National Honor Society; FCCLA, French Club

**PERSONAL:** Birthday is July 18 ... son of Nayesha and Melvin Harrell ... has five siblings: Mayona, Aerielle, Makayla, Marcus and Mondarius ... fluent in French ... studying in the College of Science and Math



**JALEN** #85  
**HARRIS** TE  
 6-4 • 259 • So. • 1L  
 Montgomery, Ala. (St. James)  
 Liberal Arts

**2015:** Saw action in 12 games, mostly on special teams ... rotated with Chris Laye at tight end ... saw first action against Jacksonville State ... Academic Top Tiger

**HIGH SCHOOL:** Talented tight end prospect who led the St. James Trojans to a 2014 regional title for Coach Jimmy Perry ... averaged 16.9 yards per catch for his career ... Alabama-Mississippi All-Star Game ... ASWA honorable mention all-state ... top 20 TE prospect by Scout, Rivals and ESPN ... rated among the top 30 players in Alabama by 247 Sports, Rivals and ESPN ... PrepStar all-South ... all-metro in basketball ... member of French club, Student Y and Interact clubs

**PERSONAL:** Birthday is September 3 ... son of Lillie Harris and Terrence Harris ... has an older brother, Marcus, who played football at Savannah State ... studying in the College of Liberal Arts ... plays the piano and trombone



**WILL** #33  
**HASTINGS** K  
 5-10 • 172 • So. • 1L  
 Little Rock, Ark. (Pulaski Academy)  
 Business

**2015:** Appeared in two games ... had one kickoff at LSU

**HIGH SCHOOL:** Tallied 2,040 receiving yards as a senior for Coach Kevin Kelley ... just the second receiver in state history to gain 2,000 yards in a season ... Bruins won the state title in 2011 and 2014 ... MaxPreps All-American ... AHSCA all-star game ... also played soccer ... honors graduate ... member of FCA and Green Club

**PERSONAL:** Birthday is July 30 ... son of Kim and Scott Hastings ... has one

sibling, Lindsey ... grandfather played running back at Arkansas State ... studying in the College of Business



**JEFF** #4  
**HOLLAND** OLB  
 6-2 • 250 • So. • 1L  
 Jacksonville, Fla. (Trinity Christian)  
 Business

**2015:** True freshman in the mix at SLB ... first tackle came against Louisville ... TFL, two tackles vs. Jacksonville State ... pair of tackles at LSU ... forced fumble, three tackles at Arkansas ... TFL against Idaho ... sack against Memphis in Birmingham Bowl

**HIGH SCHOOL:** Talented pass rusher with plenty of tools ... led Coach Verlon Dorminey's Conquerors to a second straight Class 3A state title as a senior ... Under Armour All-America Game ... Florida Times-Union Super 11 ... Class 3A first team all-state ... all-First Coast as a junior and senior ... Scout rated him No. 1 among Florida players ... 247 Sports and ESPN rank him top 10 at his position ... PrepStar top 175 ... also a basketball starter

**PERSONAL:** Birthday is September 27... son of Jeffery Holland Sr. ... has three siblings, Jalyn, Jeffrey and Jerica ... uncle Carey Holland played basketball for Auburn ... enjoys fishing and riding dirt bikes ... studying in the College of Business

## HOLLAND'S CAREER DEFENSIVE STATS

YEAR	G/GS	TT	UT	AT	TFL-YDS	OBS-YDS	FF/FR	PD	I/YDS
2015	13/0	13	7	6	2.5-12	1.0-8	1/0	0	0/0

## HOLLAND'S CAREER GAME HIGH STATS

Tackles.....	3 at Arkansas	10/24/15
TFL.....	1.0 2x (last vs. Memphis)	12/30/15
Sacks.....	1.0 vs. Memphis	12/30/15
FF.....	1 at Arkansas	10/24/15

## HOLLAND'S GAME-BY-GAME DEFENSIVE STATS

DATE	OPPONENT	TT	UT	AT	TFL-YDS	OBS-YDS
9/5/15	vs. Louisville	1	1	0	0.0-0	0.0-0
9/12/15	JACKSONVILLE STATE	2	1	1	1.0-1	0.0-0
9/19/15	at LSU	2	1	1	0.0-0	0.0-0
9/26/15	MISSISSIPPI STATE	1	1	0	0.0-0	0.0-0
10/3/15	SAN JOSE STATE	0	0	0	0.0-0	0.0-0
10/15/15	at Kentucky	1	0	1	0.0-0	0.0-0
10/24/15	at Arkansas	3	2	1	0.0-0	0.0-0
10/31/15	OLE MISS	0	0	0	0.0-0	0.0-0
11/7/15	at Texas A&M	0	0	0	0.0-0	0.0-0
11/14/15	GEORGIA	1	0	1	0.0-0	0.0-0
11/21/15	IDAHO	1	0	1	0.5-3	0.0-0
11/28/15	ALABAMA	0	0	0	0.0-0	0.0-0
12/30/15	vs. Memphis	1	1	0	1.0-8	1.0-8

# Player Bios



**JOSHUA** #15  
**HOLSEY** DB  
 5-11 • 195 • Sr. • 3L  
 Fairburn, Ga. (Creekside)  
 Graduate/Education

**2015:** Versatile veteran who can play corner or safety ... 20 career starts ... 88 career tackles ... torn ACL against Jacksonville State required season-ending surgery ... Senior Bowl watch list

**2014:** Played in 12 games with seven starts ... started opening game at boundary corner ... three solo stops against San José State ... starter at free safety at Kansas State, recording career-best 11 tackles ... four solo tackles, PBU vs. Louisiana Tech ... three tackles, PBU vs. LSU ... five solo tackles at Mississippi State ... five tackles vs. South Carolina ... two solo tackles vs. Texas A&M ... pair of solo stops at Georgia ... four tackles vs. Samford ... SEC defensive player of week (Kansas State)

**2013:** Starter at boundary safety for first six games ... played corner in 2012 ... registered his first career interception against Washington State along with five tackles ... four tackles and a TFL vs. Arkansas State ... four tackles vs. Mississippi State ... pair of tackles vs. Ole Miss ... suffered torn ACL week of Texas A&M and was out for the remainder of the season

**2012:** True freshman who earned a starting position at corner ... played in every game, making six starts ... three tackles against Arkansas ... made first career start at Ole Miss, recording five tackles and a TFL ... four tackles and a PBU at Vanderbilt ... two tackles vs. Texas A&M ... four solo stops against New Mexico State ... three solo tackles against Georgia ... five tackles against Alabama A&M ... TFL vs. Alabama ... SEC First-Year Academic Honor Roll

**HIGH SCHOOL:** Outstanding cornerback from Creekside High in metro Atlanta ... High School Coach: Johnny White ... rated the nation's 15th-best cornerback, the 13th-ranked prospect from the state of Georgia and the 180th-ranked player in the country according to Rivals.com ... ranked 12th-best cornerback in the country, ranked 7th from the state of Georgia and ranked 151st overall in the country on Scout.com ... 16th-rated cornerback, No. 20-rated player from the state of Georgia and 242nd-ranked player overall nationally by 247Sports.com ... ranked eighth at the cornerback position, 10th from the state of Georgia and 86th nationally by ESPN.com ... No. 66-ranked prospect from the state of Georgia by SuperPrep ... No. 68 on the Mobile Press-Register's Super Southeast 120 ... named to the Class 4A First-Team All-State as a senior by the Georgia Sports Writers Association ... four-star prospect according to ESPN, Scout, Rivals and 247Sports.com ... 2012 Under Armour All-American Game participant ... named to ESPN's All-Georgia Football Team prior to his senior season ... in senior season, recorded 73 tackles, intercepted five passes returning two for touchdowns and forced two fumbles on defense while rushing for 265 yards and three touchdowns on 15 carries and catching 32 passes for 656 yards and seven touchdowns on offense ... also a weapon on special teams, returning a kickoff 95 yards for a score

**PERSONAL:** Birthday is June 25 ... son of Johnathon Holsey and Marilyn Davis ... received his bachelor's degree in May, 2016, and is working toward a master's degree in the College of Education

## HOLSEY'S CAREER DEFENSIVE STATS

YEAR	G/GS	TT	UT	AT	TFL-YDS	OBS-YDS	FF/FR	PD	I/YDS
2012	12/6	30	22	8	2.0-3	0.0-0	0/0	6	0/0
2013	6/6	17	11	6	0.5-2	0.0-0	0/0	1	1/-2
2014	12/7	41	36	5	0.0-0	0.0-0	0/0	2	0/0
2015	2/1	0	0	0	0.0-0	0.0-0	0/0	0	0/0
Totals	32/20	88	69	19	2.5-5	0.0-0	0/0	10	1/-2

## HOLSEY'S CAREER GAME HIGH STATS

Tackles	11	at Kansas State	9/18/14
Interceptions	1	vs. Washington St.	8/31/13
TFL	1.0	2x (last at Alabama)	11/24/12
PBU	1	7x (last vs. LSU)	10/4/14

## HOLSEY'S GAME-BY-GAME DEFENSIVE STATS

DATE	OPPONENT	TT	UT	AT	PD	INT-YDS
9/1/12	Clemson	0	0	0	0	0-0
9/8/12	at Mississippi State	0	0	0	0	0-0
9/15/12	ULM	1	1	0	0	0-0
9/22/12	LSU	2	1	1	1	0-0
10/6/12	ARKANSAS	3	2	1	1	0-0
10/13/12	* at Ole Miss	5	3	2	0	0-0
10/20/12	* at Vanderbilt	4	3	1	1	0-0
10/27/12	* TEXAS A&M	2	1	1	0	0-0
11/3/12	* NEW MEXICO STATE	4	4	0	0	0-0
11/10/12	* GEORGIA	3	3	0	1	0-0
11/17/12	* ALABAMA A&M	5	3	2	1	0-0
11/24/12	at Alabama	1	1	0	1	0-0

DATE	OPPONENT	TT	UT	AT	PD	INT-YDS
8/31/13	* WASHINGTON STATE	5	4	1	1	1-2
9/7/13	* ARKANSAS STATE	4	2	2	0	0-0
9/14/13	* MISSISSIPPI STATE*	4	3	1	0	0-0
9/21/13	* at LSU*	1	0	1	0	0-0
10/5/13	* OLE MISS*	2	1	1	0	0-0
10/12/13	* WESTERN CAROLINA	1	1	0	0	0-0
10/19/13	at Texas A&M*					DID NOT PLAY
10/26/13	FLORIDA ATLANTIC					DID NOT PLAY
11/2/13	at Arkansas*					DID NOT PLAY
11/9/13	at Tennessee*					DID NOT PLAY
11/16/13	GEORGIA*					DID NOT PLAY
11/30/13	ALABAMA*					DID NOT PLAY
12/7/13	vs. Missouri (SECCG)					DID NOT PLAY
1/6/14	vs. Florida State (BCS)					DID NOT PLAY

DATE	OPPONENT	TT	UT	AT	PD	INT-YDS
8/30/14	* ARKANSAS	0	0	0	0	0-0
9/6/14	SAN JOSÉ STATE	3	3	0	0	0-0
9/18/14	* at Kansas State	11	10	1	0	0-0
9/27/14	* LOUISIANA TECH	4	4	0	1	0-0
10/4/14	* LSU	3	2	1	1	0-0
10/11/14	* at Mississippi State	5	5	0	0	0-0
10/25/14	* SOUTH CAROLINA	5	4	1	0	0-0
11/1/14	at Ole Miss	1	1	0	0	0-0
11/8/14	* TEXAS A&M	2	2	0	0	0-0
11/15/14	at Georgia	2	2	0	0	0-0
11/22/14	SAMFORD	4	2	2	0	0-0
11/29/14	at Alabama	1	1	0	0	0-0

DATE	OPPONENT	TT	UT	AT	PD	INT-YDS
9/5/15	vs. Louisville	0	0	0	0	0-0
9/12/15	* JACKSONVILLE STATE	0	0	0	0	0-0
9/19/15	at LSU					DID NOT PLAY
9/26/15	MISSISSIPPI STATE					DID NOT PLAY
10/3/15	SAN JOSE STATE					DID NOT PLAY
10/15/15	at Kentucky					DID NOT PLAY
10/24/15	at Arkansas					DID NOT PLAY
10/31/15	OLE MISS					DID NOT PLAY
11/7/15	at Texas A&M					DID NOT PLAY
11/14/15	GEORGIA					DID NOT PLAY
11/21/15	IDAHO					DID NOT PLAY
11/28/15	ALABAMA					DID NOT PLAY
12/30/15	vs. Memphis					DID NOT PLAY

# Player Bios



**BEN HOOD** #46 DB  
 5-8 • 176 • RFr. • RS  
 Atlanta, Ga. (Eagle's Landing Christian)  
 Education

**2015:** Did not see any game action

**HIGH SCHOOL:** Three-sport athlete at Eagle's Landing Christian Academy for Coach Jonathan Gess ... high school teammate of Auburn players Andrew Williams, Josh Shockley and Ryan Meneely ... also on the Chargers' track and swim teams

**PERSONAL:** Birthday is February 8 ... son of Bengie Hood and Keya Barron ... has six siblings: Khaleb, Jacob, Colton, Brandon, Sky and Jaxon ... uncle Roderick Hood and cousin D'Antoine Hood played at Auburn ... studying in the College of Education



**MIKE HORTON** #64 OL  
 6-4 • 331 • RFr. • RS  
 Atlanta, Ga. (Lakeside)  
 Engineering

**2015:** True freshman reserve offensive tackle ... redshirted; did not see action this season ... Academic Top Tiger and SEC first-year Academic Honor Roll

**HIGH SCHOOL:** Imposing offensive lineman for Coach Heath Hinton ... first team Class 6A all-region 2 ... Semper Fi All-American Bowl ... 247 Sports ranks him among 60 top prospects in Georgia ... No. 23 overall OG by ESPN ... No. 6 OG prospect in Georgia by Scout ... PrepStar all-South ... also a basketball and track and field letterman

**PERSONAL:** Birthday is October 7 ... son of Catherine Horton ... studying in the College of Engineering



**ANTWUAN JACKSON JR.** #52 DL  
 6-2 • 303 • Fr. • HS  
 Ellenwood, Ga. (Cedar Grove)  
 Education

**HIGH SCHOOL:** Often unblockable defensive tackle with strong credentials ... January enrollee in kinesiology ... recorded 96 tackles, 52 TFL, 12 sacks for Coach Jermaine Smith at Cedar Grove High ... Class AAA GSWA state defensive player of year ... all-state, all-metro, DeKalb County defensive player of year ... U.S. Army All-American Bowl ... Scout, Rivals, 247 Sports, ESPN rate him among the top 10 defensive tackles ... MaxPreps All-America ... PrepStar Top 150 ... USA Today all-state ... also a baseball letterman

**PERSONAL:** Son of Antwan Jackson Sr. and Sonya Benton ... has three siblings: Amber, Antionette and Ashanti ... birthday is September 21 ... studying in the College of Education



**DARIUS JAMES** #78 OL  
 6-4 • 320 • Jr. • TR  
 Killeen, Texas (Harker Heights)  
 Liberal Arts

**2015:** Redshirted after transferring from Texas

**BEFORE AUBURN (Texas):** Played in six games, starting two at right tackle, in 2014 ... appeared as a reserve against North Texas, UCLA, Kansas and Kansas State ... earned his first career start against Baylor and helped the offense rush for 190 yards ... also started vs. Oklahoma ... missed the West Virginia game due to a knee injury and was ruled out for the remainder of the season November 17

**HIGH SCHOOL:** Coached by Mike Mullins at Harker Heights ... 2013 Under Armour All-America Game ... played in only two games as a senior due to injury, however played five positions, including center, offensive tackle, offensive guard, defensive tackle and defensive end ... rated No. 1 center in the nation by ESPN, MaxPreps and Rivals ... rated as top offensive guard in the nation by 247Sports ... No. 77 on PrepStar Magazine's Dream Team ... No. 10 OL by Dave Campbell's Texas Football ... Austin American-Statesman Feb 55 ... first-team 5A all-state as a junior ... 2011 U.S. Air Force Junior All-America team ... named all-district on both offense and defense ... recorded 70 pancakes and 67 knockdowns ... also played basketball and participated in track and field

**PERSONAL:** Birthday is November 30 ... has three siblings: Davante, Tamia and Tanise ... began playing football at age 14 ... active in community service ... studying in the College of Liberal Arts



**PAUL JAMES III** #10 LB  
 6-4 • 271 • Jr. • JC  
 Miami, Fla. (Copiah-Lincoln CC)  
 Liberal Arts

**JUNIOR COLLEGE:** Talented edge rusher who can make an impact ... January enrollee in sociology ... 47 tackles, 14 sacks (fifth in NJCAA), 22 TFL at Copiah-Lincoln for Coach Glenn Davis ... NJCAA Region 23 Defensive Most Valuable Player, MACJC Most Valuable Defensive Lineman, first-team all-state ... played 2014 season at Illinois, appearing in four games

**HIGH SCHOOL:** All-Dade County, second-team Florida 5A all-state selection for Coach Daryle Heidelberg at Norland High, helping the Vikings to the 2012 state title ... also played baseball

**PERSONAL:** Son of Niquita Wooden and Paul James Jr. ... has five siblings: Vinquita, Peter, Sydney, Niklia and Deja ... uncle Prentice James played football at Hofstra ... birthday is August 4 ... studying in the College of Liberal Arts

# Player Bios



**JAUNTA'VIUS** #62  
**JOHNSON** DL  
 6-2 • 317 • RFr. • RS  
 Lincoln, Ala. (Lincoln)  
 Liberal Arts

**2015:** True freshman who adds depth at defensive tackle ... redshirted; did not see action this season ... Academic Top Tiger

**HIGH SCHOOL:** Imposing defensive line prospect ... led Coach Brad Wallace's Golden Bears to the region championship ... Class 4A ASWA honorable mention all-state ... ranked among the top 35 at his position by Rivals and Scout ... PrepStar all-South

**PERSONAL:** Birthday is October 23 ... son of Miesha Johnson and Johnny Carmichael ... has a sister, Makayla Johnson, and a brother, Kenneth Smith ... studying in the College of Liberal Arts



**JEREMY** #6  
**JOHNSON** QB  
 6-5 • 234 • Sr. • 3L  
 Montgomery, Ala. (Carver)  
 University College

**CAREER:** Played in 25 career games ... holds a 6-3 mark as starting quarterback ... has 19 touchdown passes in his three-year career ... has also scored seven touchdowns on the ground ... 1,912 passing yards in his three seasons at Auburn ... has thrown at least one touchdown pass in eight of nine career starts ... his 19 career TD passes have been to 10 different receivers: Melvin Ray (3), Ricardo Louis (3), D'haquille Williams (2), Sammie Coates (2), Tony Stevens (2), Jason Smith (2), Quan Bray, Marcus Davis, Jay Prosch, Roc Thomas and C.J. Uzomah ... Johnson topped the 1,000-yard career passing mark vs. Jacksonville State

**2015:** Played in 12 games with seven starts ... passed for 1,054 yards and 11 touchdowns as a junior ... also rushed for six touchdowns ... completed 60.5 percent of his passes ... first Auburn QB to start consecutive openers since 2009 ... 4-3 as the starting QB in 2015 ... had a 1-yard TD run and 33-yd TD pass to Ricardo Louis against Louisville ... TD tosses to Roc Thomas (51) and Melvin Ray (10 in OT) vs. Jacksonville State ... 65-yard TD run and TD passes to Ray (9) and D'haquille Williams (10) at LSU ... 44-yard pass to Tony Stevens vs. Ole Miss ... starter at Texas A&M, passing for 132 yards (13-17) with a TD ... connected on his first nine passes vs. the Aggies ... starter vs. Georgia, 14-22 passing with an interception and 31 yards rushing ... 13-19, 163 yards, two TD passing and two rushing TD as the starter vs. Idaho ... 10-23, 169 yards passing vs. Alabama with 77-yard TD to Jason Smith ... 11-yard TD pass to Jason Smith and 5-yard TD run against Memphis in the Birmingham Bowl ... Maxwell Award watch list ... Davey O'Brien Award watch list ... 2nd team preseason all-SEC (SEC media, Athlon, Phil Steele) ... 3rd team all-SEC (SEC coaches, Lindy's) ... Academic Top Tiger

**2014:** Played in seven games ... started season opener vs. Arkansas, completing his first eight passes, and finishing 12-16 for 243 yards in first half, with touchdown passes to D'haquille Williams (18 yards) and Melvin Ray (49 yards) ... first Auburn quarterback to throw for more than 200 yards in a half since Cam Newton in 2010 vs. South Carolina ... 3-4 passing for 34 yards in late action against San José State and scored his first career rushing TD ... 15-yard TD pass to C.J. Uzomah vs. Louisiana Tech ... 3-3 passing for 61 yards vs. LSU ... against Georgia, he was 4-5 for 30 yards on a late drive ... 2-4 in late action vs. Samford ... 828 career passing yards ... has thrown nine career touchdowns through first two collegiate seasons

**2013:** True freshman who saw his first action as the starter against Western Carolina ... played in six games ... 17-of-21 passing against WCU for 201 yards and four TDs; also rushed for 26 yards ... 10-16 for 192 yards passing vs. Florida Atlantic,

with TDs to Sammie Coates of 67 and 36 yards; also rushed for 21 yards vs. FAU ... SEC freshman of the week (Western Carolina, Florida Atlantic) ... 14-yard completion to Melvin Ray in win over Georgia

**HIGH SCHOOL:** Talented hard-working signal-caller who was named Alabama Mr. Football for 2012 ... 3,193 yards, 31 TD passing as a senior and also rushed for 705 yards, 7 scores for Coach Billy Gresham at Carver High ... more than 8,200 career passing yards ... U.S. Army All-American Bowl ... Alabama-Mississippi All-Star Classic ... ranked No. 12 in Alabama, No. 14 QB by 247Sports ... Rivals No. 5 QB, No. 93 overall prospect ... Scout No. 24 ... PrepStar No. 90 overall, No. 7-ranked quarterback ... Montgomery Advertiser all-metro player of the year ... key part of Carver's 2012 state championship basketball team earning first team all-state honors

**PERSONAL:** Birthday is September 23 ... son of LaTasha Johnson and Ojedita Johnson ... studying in the University College

## J. JOHNSON'S CAREER PASSING STATS

YEAR	G/GS	CMP	ATT	PCT	YDS	INT	TD	LP/OPPONENT
2013	6/1	29	41	70.7	422	2	6	67/Fla Atlantic
2014	7/1	28	37	75.7	436	0	3	62/Arkansas
2015	12/7	95	157	60.5	1054	7	10	77/Alabama
Total	25/9	152	235	64.7	1912	9	19	77/Alabama

## J. JOHNSON'S CAREER RUSHING STATS

YEAR	G/GS	NO	YDS	AVG	TD	LP/OPPONENT
2013	6/1	7	47	6.7	0	16/Western Carolina
2014	7/1	4	-7	-1.8	1	1/San Jose State
2015	12/7	47	137	2.9	6	65/LSU
Total	25/9	58	177	3.1	7	65/LSU

## J. JOHNSON'S CAREER GAME HIGH STATS

Completions .....	21	Jacksonville State	9/12/15
Pass Attempts.....	32	Jacksonville State	9/12/15
Pass Yards .....	243	Arkansas	8/30/14
Pass Yards (quarter)			
.....	186	Arkansas (1st quarter)	8/30/14
Pass TDs.....	4	Western Carolina	10/12/13
Interceptions.....	3	vs. Louisville	9/5/15
Pass Long .....	77	Alabama	11/28/15
Rush Attempts ...	12	at LSU	9/19/15
Rush Yards.....	41	at LSU	9/19/15
Rush TDs .....	2	Idaho	11/21/15
Rush Long.....	65	at LSU	9/19/15
150-Yd Pass.....	6	last: Alabama	11/28/15

## J. JOHNSON'S GAME-BY-GAME PASSING STATS

DATE	OPPONENT	CMP	ATT	YDS	INT	TD
8/31/13	WASHINGTON STATE					DID NOT PLAY
9/7/13	ARKANSAS STATE					DID NOT PLAY
9/14/13	MISSISSIPPI STATE*					DID NOT PLAY
9/21/13	at LSU*					DID NOT PLAY
10/5/13	OLE MISS*					DID NOT PLAY
10/12/13	* WESTERN CAROLINA	17	21	201	1	4
10/19/13	at Texas A&M*	0	2	0	0	0
10/26/13	FLORIDA ATLANTIC	10	16	192	1	2
11/2/13	at Arkansas*	1	1	15	0	0
11/9/13	at Tennessee*	0	0	0	0	0
11/16/13	GEORGIA*	1	1	14	0	0
11/30/13	ALABAMA*					DID NOT PLAY
12/7/13	vs. Missouri (SEC)					DID NOT PLAY
1/6/14	vs. Florida State (BCS)					DID NOT PLAY

DATE	OPPONENT	CMP	ATT	YDS	INT	TD	TD Passes
8/30/14	* ARKANSAS	12	16	243	0	2	49,18
9/6/14	SAN JOSÉ STATE	3	4	34	0	0	--
9/18/14	at Kansas State	0	0	0	0	0	--
9/27/14	LOUISIANA TECH	4	5	53	0	1	15
10/4/14	LSU	3	3	61	0	0	--
10/11/14	at Mississippi State						DID NOT PLAY
10/25/14	SOUTH CAROLINA						DID NOT PLAY
11/1/14	at Ole Miss						DID NOT PLAY
11/8/14	TEXAS A&M						DID NOT PLAY
11/15/14	at Georgia	4	5	30	0	0	--
11/22/14	SAMFORD	2	4	15	0	0	--
11/29/14	at Alabama						DID NOT PLAY
1/1/15	Wisconsin (Outback)						DID NOT PLAY

# Player Bios



**KERRYON JOHNSON** #21  
**RB**  
 6-0 • 211 • So. • 1L  
 Madison, Ala. (Madison Academy)  
 Education

**2015:** True freshman tailback ... saw first action vs. Louisville ... 9-yard gain was the first play of overtime vs. Jacksonville State ... first career catch was 7 yards vs. JSU ... 129 all-purpose yards at LSU included KO returns of 40, 30 and 28 yards ... 28 yards rushing, 32 yards receiving vs. Mississippi State ... first start came against San José State, gaining 21 yards rushing in wildcat package ... 161 all-purpose yards at Kentucky included 36 rushing, 14 receiving and 111 on four KO returns ... 31 yards rushing, 11 yards receiving at Arkansas ... three catches gained 43 yards at Texas A&M, along with 19 yards rushing and a 21-yard kick return ... 7-yard TD run vs. Georgia ... pair of kick returns gained 65 yards vs. Idaho ... 26-yard kick return vs. Alabama ... 8-yard TD run and 37-yard reception vs. Memphis in Birmingham Bowl ... Academic Top Tiger and SEC first-year Academic Honor Roll

**HIGH SCHOOL:** Accomplished running back who was the 2015 Alabama Mr. Football ... 1,659 yards, 25 TD as a senior ... Class 3A Super 7 MVP, and set a championship game record scoring six TD ... 5,274 career yards rushing and 109 total TD scored (rush, rec., INT, KR) ... led Coach Eric Cohe's Mustangs to three straight state titles ... MVP of Alabama-Mississippi All-Star Game ... Under Armour All-America Game ... three times ASWA first team all-state ... AL.com A-List ... Gatorade state player of the year ... ranked the No. 1 prospect in Alabama by 247 Sports, Scout and ESPN ... top five RB by ESPN, Rivals, Scout ... Max Preps small school All-America ... PrepStar top 40 ... John Stallworth athlete of the year award ... also all-state in basketball

**PERSONAL:** Birthday is June 30 ... son of Natalie Johnson and Kerry Johnson ... has a brother, Kerron, and two sisters, Nyla and Kalonda ... brother plays professional basketball in Europe ... studying in the College of Education

## K. JOHNSON'S CAREER RUSHING STATS

YEAR	G/GS	NO	YDS	AVG	TD	LPI/OPPONENT
2015	13/1	52	208	4.0	3	19/Arkansas

## K. JOHNSON'S CAREER GAME HIGH STATS

Rush Attempts	9	at Kentucky	10/15/15
Rush Yards	36	at Kentucky	10/15/15
Rush Long	19	at Arkansas	10/24/15
Rush TDs	1	3x (last vs. Memphis)	12/30/15
Receptions	3	3x (last at Texas A&M)	11/7/15
Receiving Yds.	43	at Texas A&M	11/7/15
Rec. Long	37	vs. Memphis	12/30/15
Kick Ret.	4	at Kentucky	10/15/15
Kick Ret Yds.	111	at Kentucky	10/15/15
Kick Ret Lg.	40	at LSU	9/19/15
AP Yards	161	at Kentucky	10/15/15

## K. JOHNSON'S GAME-BY-GAME RUSHING STATS

DATE	OPPONENT	ATT	YDS	AVG	TD	TD Yds
9/5/15	vs. Louisville	0	0	0.0	0	--
9/12/15	JACKSONVILLE STATE	2	8	4.0	0	--
9/19/15	at LSU	4	14	3.5	0	--
9/26/15	MISSISSIPPI STATE	5	28	5.6	0	--
10/3/15	* SAN JOSE STATE	5	21	4.2	0	--
10/15/15	at Kentucky	9	36	4.0	0	6
10/24/15	at Arkansas	7	31	4.4	0	--
10/31/15	OLE MISS	5	7	1.4	0	--
11/7/15	at Texas A&M	3	19	6.3	0	--
11/14/15	GEORGIA	2	10	5.0	1	7
11/21/15	IDAHO	1	3	3.0	0	--
11/28/15	ALABAMA	3	7	2.3	0	--
12/30/15	vs. Memphis	6	24	4.0	1	8

DATE	OPPONENT	CMP	ATT	YDS	INT	TD	TD Passes
9/5/15	* vs. Louisville	11	21	137	3	1	33
9/12/15	* JACKSONVILLE STATE	21	32	236	2	2	51,10
9/19/15	* at LSU	11	19	100	1	2	9,10
9/26/15	MISSISSIPPI STATE	DID NOT PLAY					
10/3/15	SAN JOSE STATE	0	0	0	0	0	--
10/15/15	at Kentucky	0	0	0	0	0	--
10/24/15	at Arkansas	0	0	0	0	0	--
10/31/15	OLE MISS	1	3	44	0	0	--
11/7/15	* at Texas A&M	13	17	132	0	1	9
11/14/15	* GEORGIA	14	22	61	1	0	--
11/21/15	* IDAHO	13	19	163	0	2	15,5
11/28/15	* ALABAMA	10	23	170	0	1	77
12/30/15	vs. Memphis	1	1	11	0	1	11

## J. JOHNSON'S GAME-BY-GAME RUSHING STATS

DATE	OPPONENT	ATT	YDS	AVG	TD	TD Runs	
8/31/13	WASHINGTON STATE	DID NOT PLAY					
9/7/13	ARKANSAS STATE	DID NOT PLAY					
9/14/13	MISSISSIPPI STATE	DID NOT PLAY					
9/21/13	at LSU	DID NOT PLAY					
10/5/13	OLE MISS	DID NOT PLAY					
10/12/13	* WESTERN CAROLINA	3	26	8.67	0	--	
10/19/13	at Texas A&M	0	0	0.00	0	--	
10/26/13	FLORIDA ATLANTIC	4	21	5.25	0	--	
11/2/13	at Arkansas	0	0	0.00	0	--	
11/9/13	at Tennessee	0	0	0.00	0	--	
11/16/13	GEORGIA	0	0	0.00	0	--	
11/30/13	ALABAMA	DID NOT PLAY					
12/7/13	vs. Missouri (SEC)	DID NOT PLAY					
1/6/14	vs. Florida State (BCS)	DID NOT PLAY					

DATE	OPPONENT	ATT	YDS	AVG	TD	TD Yds	
8/30/14	ARKANSAS	0	0	0.0	0	--	
9/6/14	SAN JOSE STATE	2	1	0.5	1	1	
9/18/14	at Kansas State	0	0	0.0	0	--	
9/27/14	LOUISIANA TECH	1	-3	-3.0	0	--	
10/4/14	LSU	0	0	0.0	0	--	
10/11/14	at Mississippi State	DID NOT PLAY					
10/25/14	SOUTH CAROLINA	DID NOT PLAY					
11/1/14	at Ole Miss	DID NOT PLAY					
11/8/14	TEXAS A&M	DID NOT PLAY					
11/15/14	* at Georgia	1	-5	-5.0	0	--	
11/22/14	SAMFORD	0	0	0.0	0	--	
11/29/14	* at Alabama	DID NOT PLAY					
1/1/15	Wisconsin (Outback)	DID NOT PLAY					

DATE	OPPONENT	ATT	YDS	AVG	TD	TD Yds	
9/5/15	* vs. Louisville	5	11	2.2	1	1	
9/12/15	* JACKSONVILLE STATE	4	7	1.8	0	--	
9/19/15	* at LSU	12	41	3.4	1	65	
9/26/15	MISSISSIPPI STATE	DID NOT PLAY					
10/3/15	SAN JOSE STATE	0	0	0	0	--	
10/15/15	at Kentucky	0	0	0	0	--	
10/24/15	at Arkansas	1	1	1.0	1	1	
10/31/15	OLE MISS	4	15	3.8	0	--	
11/7/15	* at Texas A&M	0	0	0	0	--	
11/14/15	* GEORGIA	7	31	4.4	0	--	
11/21/15	* IDAHO	5	23	4.6	2	1,2	
11/28/15	* ALABAMA	6	-18	-3.0	0	--	
12/30/15	vs. Memphis	3	26	8.7	1	5	



# Player Bios

## JOHNSON'S GAME-BY-GAME RECEIVING STATS

DATE	OPPONENT	REC	YDS	AVG	TD	TD Yds
9/5/15	vs. Louisville	0	0	0.0	0	--
9/12/15	JACKSONVILLE STATE	1	7	7.0	0	--
9/19/15	at LSU	3	17	5.7	0	--
9/26/15	MISSISSIPPI STATE	3	32	10.7	0	--
10/3/15	SAM JOSE STATE	0	0	0.0	0	--
10/15/15	at Kentucky	1	14	14.0	0	--
10/24/15	at Arkansas	1	11	11.0	0	--
10/31/15	OLE MISS	0	0	0.0	0	--
11/7/15	at Texas A&M	3	43	14.3	0	--
11/14/15	GEORGIA	0	0	0.0	0	--
11/21/15	IDAHO	1	-2	-2.0	0	--
11/28/15	ALABAMA	0	0	0.0	0	--
12/30/15	vs. Memphis	1	37	37.0	0	--

DATE	OPPONENT	TT	UT	AT	TFL-YDS	OBS-YDS
9/5/15	vs. Louisville	1	0	1	0.0-0	0.0-0
9/12/15	* JACKSONVILLE STATE	2	2	0	1.0-2	0.0-0
9/19/15	at LSU	1	0	1	0.0-0	0.0-0
9/26/15	* MISSISSIPPI STATE	3	0	3	0.0-0	0.0-0
10/3/15	SAN JOSE STATE	0	0	0	0.0-0	0.0-0
10/15/15	at Kentucky				DID NOT PLAY	
10/24/15	at Arkansas	1	0	1	0.0-0	0.0-0
10/31/15	OLE MISS	0	0	0	0.0-0	0.0-0
11/7/15	at Texas A&M				DID NOT PLAY	
11/14/15	GEORGIA				DID NOT PLAY	
11/21/15	IDAHO	0	0	0	0.0-0	0.0-0
11/28/15	ALABAMA				DID NOT PLAY	
12/30/15	vs. Memphis				DID NOT PLAY	



**RAASHED KENNION** #59 DL  
6-6 • 237 • Jr. • 2L  
Jacksonville, Fla. (First Coast)  
Liberal Arts



**KALEB KIM** #54 OL  
6-4 • 290 • RFr. • RS  
Buford, Ga. (Mill Creek)  
Business

**2015:** Backup to Carl Lawson at buck ... three QB hurries vs. Louisville ... starter vs. Jacksonville State, recording a pair of tackles and a TFL ... starter vs. Mississippi State, recording three tackles

**2014:** Played in four games ... saw first career action against San Jose State ... also saw snaps against LA Tech, Georgia and Samford ... recorded first tackle vs. LA Tech ... Academic Top Tiger

**HIGH SCHOOL:** Pass rushing prospect with all the tools ... 55 tackles, 6 sacks as a junior ... high school coach was Marty Lee ... Florida Times-Union all-First Coast honorable mention, Miami Herald all-region ... also a basketball letterman ... 247sports No. 54 DE ... Scout Top 60 DE ... PrepStar all-Southeast ... member of Kappa League

**PERSONAL:** Son of Kaisha Johnson and Arvin Johnson ... mom, dad, grandparents, aunts and uncles all were college athletes ... has two siblings, Kaila and Alexander ... birthday is June 21 ... studying in the College of Liberal Arts

## KENNION'S CAREER DEFENSIVE STATS

YEAR	G/GS	TT	UT	AT	TFL-YDS	OBS-YDS	FF/FR	PD	QBH	INT
2014	5/0	1	0	1	0-0	0.0-0	0/0	0	1	0
2015	8/2	8	2	6	1.0-2	0.0-0	0/0	0	3	0
Total	13/2	9	2	7	1.0-2	0.0-0	0/0	0	4	0

## KENNION'S CAREER GAME HIGH STATS

Tackles.....	3	Mississippi State	9/26/15
TFL.....	1.0	Jacksonville State	9/12/15

## KENNION'S GAME-BY-GAME DEFENSIVE STATS

DATE	OPPONENT	TT	UT	AT	TFL-YDS	OBS-YDS
8/30/14	ARKANSAS				DID NOT PLAY	
9/6/14	SAN JOSE STATE	0	0	0	0.0-0	0.0-0
9/18/14	at Kansas State	0	0	0	0.0-0	0.0-0
9/27/14	LOUISIANA TECH	1	0	1	0.0-0	0.0-0
10/4/14	LSU				DID NOT PLAY	
10/11/14	at Mississippi State				DID NOT PLAY	
10/25/14	SOUTH CAROLINA				DID NOT PLAY	
11/1/14	at Ole Miss				DID NOT PLAY	
11/8/14	TEXAS A&M				DID NOT PLAY	
11/15/14	at Georgia	0	0	0	0.0-0	0.0-0
11/22/14	SAMFORD	0	0	0	0.0-0	0.0-0
11/29/14	at Alabama				DID NOT PLAY	
1/1/15	Wisconsin (Outback)				DID NOT PLAY	

**2015:** Did not see any game action as a redshirt ... Academic Top Tiger

**HIGH SCHOOL:** Four-year starter on the offensive line for Coach Shannon Jarvis at Mill Creek High ... team captain who recorded more than 120 pancake blocks with an average grade of 89% ... Class 6A all-state as a junior and senior ... 2014 county lineman of the year ... all-county as a sophomore, junior and senior ... U.S. Army All-American Game ... Atlanta Journal-Constitution Super 11 ... Gwinnett Daily Post Super Six ... ranked No. 5 OL prospect by 247 Sports and Scout ... Georgia top 30 prospects by ESPN, Rivals, 247 Sports ... PrepStar top 200 ... also throws the shot put and discus ... honor student and active in FCA

**PERSONAL:** Son of John and Cindy Kim ... father played football at Gardner-Webb ... has one sister, Hanna ... birthday is July 31 ... studying in the College of Business



**CALEB KING** #40 TE  
6-3 • 221 • Jr. • HS  
Huntsville, Ala. (Westminster Christian)  
Business

**HIGH SCHOOL:** Team captain for Coach Stephen Hooks at Westminster Christian Academy ... 10 receptions for 150 yards, 3 TD as a junior and senior ... recorded 51 tackles, 4 TFL, 2 sacks, 3 PBU at linebacker ... also lettered in soccer ... member of FCA ... attended Mercer University before coming to Auburn

**PERSONAL:** Birthday is November 11 ... son of Barry and Laura King ... has two siblings, Ethan and Tyler ... dad played football and baseball at Mars Hill ... studying in the College of Business

# Player Bios



**GRIFFIN KING** #89  
WR  
5-10 • 181 • RFr. • RS  
Atlanta, Ga. (Marist School)  
Business

**2015:** Redshirted; did not see any game action ... Academic Top Tiger  
**HIGH SCHOOL:** Named most valuable back as a senior for Coach Alan Chadwick at the Marist School ... Rising Seniors All-Star Game ... DeKalb Super Seven ... FSI camp MVP ... also a baseball and track letterman  
**PERSONAL:** Birthday is February 15 ... son of Dan and Debra King ... has two siblings, Gray and Savannah ... brother Gray played three seasons at Auburn (2013-15) ... small group leader at church ... studying in the College of Business



**ALEX KOZAN** #63  
OL  
6-4 • 310 • Sr. • 2L  
Castle Rock, Colo. (Valor Christian)  
Graduate/Business

**CAREER:** Has played and started 27 games  
**2015:** Returning starter at left guard ... game captain: Mississippi State ... Outland Trophy watch list ... 2nd team preseason all-SEC (Athlon, Phil Steele) ... 3rd team all-SEC (SEC coaches, SEC media) ... received his bachelor's degree in May, 2015 ... first team CoSIDA academic all-district and on the ballot for Academic All-America ... SEC Academic Honor Roll and Academic Top Tiger  
**2014:** Missed season due to back injury ... Third-team preseason All-America (Athlon); preseason all-SEC first team (Athlon); second team (SEC media, Phil Steele, Birmingham News); third team (Lindy's, CFB Matrix) ... Outland Trophy watch list ... SEC Academic Honor Roll and Academic Top Tiger  
**2013:** Redshirt freshman who is the starter at left offensive guard ... FWA, Sporting News Freshman All-American ... Freshman All-SEC ... first college start came vs. Washington State ... started every game ... Lindy's all-newcomer team ... SEC Academic Honor Roll  
**2012:** Did not see varsity action while redshirting ... SEC Honor Roll for academics  
**HIGH SCHOOL:** Offensive lineman from Colorado's Valor Christian High ... High School Coach: Brent Vieselmeyer ... all-conference, all-Colorado as a senior leading Valor to a state title ... four-star prospect according to ESPN.com and Rivals.com ... fifth-ranked player from the state of Colorado according to Rivals.com ... No. 16-ranked offensive tackle nationally and sixth-ranked player overall from the state of Colorado by Scout.com ... ranked 23rd at the offensive guard position and sixth overall from the state of Colorado according to ESPN.com ... 47th-rated offensive tackle nationally and sixth-rated player from the state of Colorado according to 247Sports.com ... participated in the 2012 Semper Fidelis Bowl following his senior season ... named All-Conference as a sophomore and All-Conference and All-State as a junior while helping lead Valor to the state championship both years  
**PERSONAL:** Birthday is November 17 ... son of Teresa and Jon Kozan ... earned his bachelor's degree in finance in May, 2015 ... doing graduate study in the College of Business



**DEVAROE LAWRENCE** #94  
DL  
6-2 • 303 • Sr. • 1L  
Greenville, S.C. (Georgia Military College)  
Graduate/Liberal Arts

**2015:** Provides quality depth at defensive tackle ... sack, two tackles vs. Louisville ... six tackles, TFL at LSU ... five tackles at Arkansas ... five tackles vs. Ole Miss ... three stops vs. Texas A&M ... five tackles, TFL vs. Georgia ... solo stop, QB hurry vs. Alabama ... two solo stops in Birmingham Bowl vs. Memphis  
**2014:** Saw action in four games ... recorded first career tackle against Samford  
**JUNIOR COLLEGE/HIGH SCHOOL:** Junior college transfer with three years of eligibility remaining ... 20 tackles, 4.5 sacks for Coach Bert Williams helping Georgia Military to the 2012 NJCAA national championship game ... played prep football at Carolina High in Greenville, S.C. ... high school coach was Mark Hodge ... 247sports No. 11 DT, Top 40 JUCO overall ... PrepStar JUCO All-America  
**PERSONAL:** Son of Sam and Angie Kelly ... birthday is October 13 ... has six siblings: Tim, Tanyetta, Trey, Erin, Maria and Shametra ... Major at Auburn: Public Administration ... SASS Academic Achiever Award at AUSPYS ... received his bachelor's degree in May, 2016, and is doing graduate work in the College of Liberal Arts

## LAWRENCE'S CAREER DEFENSIVE STATS

YEAR	G/GS	TT	UT	AT	TFL-YDS	QBS-YDS	FF/FR	PD	QBH	INT
2014	4/0	1	1	0	1.0-2	0-0	0/0	0	0	0
2015	13/0	31	13	18	2.0-7	0.5-3	0/0	0	5	0
Total	17/0	32	14	18	3.0-9	0.5-3	0/0	0	5	0

## LAWRENCE'S CAREER GAME HIGH STATS

Tackles.....	6 at LSU	9/19/15
TFL.....	1.0 2x (last vs. Georgia)	11/14/15
Sacks.....	0.5 vs. Louisville	9/5/15

## LAWRENCE'S GAME-BY-GAME DEFENSIVE STATS

DATE	OPPONENT	TT	UT	AT	TFL-YDS	QBS-YDS
8/30/14	ARKANSAS				DID NOT PLAY	
9/6/14	SAN JOSE STATE	0	0	0	0.0-0	0.0-0
9/18/14	at Kansas State				DID NOT PLAY	
9/27/14	LOUISIANA TECH	0	0	0	0.0-0	0.0-0
10/4/14	LSU				DID NOT PLAY	
10/11/14	at Mississippi State				DID NOT PLAY	
10/25/14	SOUTH CAROLINA				DID NOT PLAY	
11/1/14	at Ole Miss				DID NOT PLAY	
11/8/14	TEXAS A&M				DID NOT PLAY	
11/15/14	at Georgia	0	0	0	0.0-0	0.0-0
11/22/14	SAMFORD	1	1	0	1.0-2	0.0-0
11/29/14	at Alabama				DID NOT PLAY	
1/1/15	Wisconsin (Outback)				DID NOT PLAY	

DATE	OPPONENT	TT	UT	AT	TFL-YDS	QBS-YDS
9/5/15	vs. Louisville	2	1	1	0.5-3	0.5-3
9/12/15	JACKSONVILLE STATE	0	0	0	0.0-0	0.0-0
9/19/15	at LSU	6	5	1	0.5-1	0.0-0
9/26/15	MISSISSIPPI STATE	1	0	1	0.0-0	0.0-0
10/3/15	SAN JOSE STATE	0	0	0	0.0-0	0.0-0
10/15/15	at Kentucky	0	0	0	0.0-0	0.0-0
10/24/15	at Arkansas	5	2	3	0.0-0	0.0-0
10/31/15	OLE MISS	5	1	4	0.0-0	0.0-0
11/7/15	at Texas A&M	3	2	1	0.0-0	0.0-0
11/14/15	GEORGIA	5	3	2	1.0-3	0.0-0
11/21/15	IDAHO	1	0	1	0.0-0	0.0-0
11/28/15	ALABAMA	1	1	0	0.0-0	0.0-0
12/30/15	vs. Memphis	2	2	0	0.0-0	0.0-0

# Player Bios



**CARL** #55  
**LAWSON** DL  
 6-2 • 253 • Jr. • 2L  
 Alpharetta, Ga. (Milton)  
 Liberal Arts

**2015:** Starter at buck ... named team captain ... a sack, 2 TFL, 3 QB hurries and four tackles in Louisville win ... missed Jacksonville State, LSU, Mississippi State, San José State, Kentucky, Arkansas games with hip injury ... returned to action vs. Ole Miss ... five tackles at Texas A&M ... TFL vs. Idaho ... two tackles, two QB hurries vs. Alabama ... three tackles in Birmingham Bowl vs. Memphis ... Bronko Nagurski Trophy watch list ... Butkus Award watch list ... Rotary Lombardi Award watch list ... 1st team preseason all-SEC (SEC media, Lindy's) ... 2nd team all-SEC (Birmingham News, CFB Matrix) ... 3rd team all-SEC (SEC coaches, Athlon, Phil Steele)

**2014:** Missed season due to injury ... preseason all-SEC second team (Birmingham News, Phil Steele, Lindy's); third team (SEC media, Athlon) ... Ted Hendricks Award watch list

**2013:** True freshman who earned increased time at defensive end ... Sporting News Freshman All-American ... 24/7 Sports Freshman All-American ... 20 tackles, 7.5 TFL for season ... forced an Arkansas State fumble ... recorded six tackles, two sacks (-7), 3.5 TFL against Ole Miss ... two QB hurries vs. Western Carolina ... two tackles, 1.5 TFL at Texas A&M ... pair of tackles at Arkansas ... 7-yard sack and forced a Tennessee fumble ... 4-yard sack in SEC Championship Game vs. Missouri ... SEC Freshman of Week, Athlon, CFP, 24/7 defensive lineman of week (Ole Miss) ... Lindy's all-newcomer team ... SEC First-Year Academic Honor Roll

**HIGH SCHOOL:** Top-ranked defensive end with exceptional pass rush ability ... 78 tackles, 44 TFL, 27 sacks as a senior for Coach Howie DeCristofaro at Milton High ... 87 tackles, 31 TFL, 15 sacks as a junior ... 247Sports, Under Armour All-America first team ... ranked No. 1 DE, No. 24 overall by 247Sports ... top ranked DE, No. 4 player overall by Rivals ... Under Armour All-America Game ... PrepStar No. 6 player nationally, No. 2 defensive end ... Scout ranks him No. 7

**PERSONAL:** Birthday is June 29 ... son of Carl Lawson and Mignon Gregory ... father played fullback for Georgia Tech ... studying in the College of Liberal Arts

## LAWSON'S CAREER DEFENSIVE STATS

YEAR	G/GS	TT	UT	AT	TFL-YDS	OBS-YDS	FF/FR	PD	QBH
2013	14/0	20	14	6	7.5-24	4.0-18	2/0	0	7
2015	7/7	17	5	12	3.0-13	1.0-7	0/0	0	11
<b>TOTALS</b>	<b>21/7</b>	<b>37</b>	<b>19</b>	<b>18</b>	<b>10.5-37</b>	<b>5.0-25</b>	<b>2/0</b>	<b>0</b>	<b>18</b>

## LAWSON'S CAREER GAME HIGH STATS

Tackles.....	6	Ole Miss	10/5/13
Sacks.....	2.0	Ole Miss	10/5/13
TFL.....	3.5	Ole Miss	10/5/13
FF.....	1	Arkansas State	9/7/13

## LAWSON'S GAME-BY-GAME DEFENSIVE STATS

DATE	OPPONENT	TT	UT	AT	TFL-YDS	OBS-YDS
8/31/13	WASHINGTON STATE	0	0	0	0.0-0	0.0-0
9/7/13	ARKANSAS STATE	2	2	0	0.0-0	0.0-0
9/14/13	MISSISSIPPI STATE	0	0	0	0.0-0	0.0-0
9/21/13	at LSU	2	0	2	0.5-0	0.0-0
10/5/13	OLE MISS	6	5	1	3.5-10	2.0-7
10/12/13	WESTERN CAROLINA	1	0	1	0.0-0	0.0-0
10/19/13	at Texas A&M	2	1	1	1.5-3	0.0-0
10/26/13	FLORIDA ATLANTIC	1	1	0	0.0-0	0.0-0
11/2/13	at Arkansas	2	1	1	0.0-0	0.0-0
11/9/13	at Tennessee	2	2	0	1.0-7	1.0-7
11/16/13	GEORGIA	0	0	0	0.0-0	0.0-0
11/30/13	ALABAMA	1	1	0	0.0-0	0.0-0
12/7/13	vs. Missouri (SEC)	1	0	1	1.0-4	1.0-4
1/6/14	vs. Florida State (BCS)	0	0	0	0.0-0	0.0-0

DATE	OPPONENT	TT	UT	AT	TFL-YDS	OBS-YDS
9/5/15	* vs. Louisville	4	0	4	2.0-9	1.0-7
9/12/15	JACKSONVILLE STATE				DID NOT PLAY	
9/19/15	at LSU				DID NOT PLAY	
9/26/15	MISSISSIPPI STATE				DID NOT PLAY	
10/3/15	SAN JOSE STATE				DID NOT PLAY	
10/15/15	at Kentucky				DID NOT PLAY	
10/24/15	at Arkansas				DID NOT PLAY	
10/31/15	* OLE MISS	1	0	1	0.0-0	0.0-0
11/7/15	* at Texas A&M	5	3	2	0.0-0	0.0-0
11/14/15	* GEORGIA	1	0	1	0.0-0	0.0-0
11/21/15	* IDAHO	1	0	1	0.5-3	0.0-0
11/28/15	* ALABAMA	2	1	1	0.0-0	0.0-0
12/30/15	* vs. Memphis	3	1	2	0.5-1	0.0-0



**SAGE** #31  
**LEDBETTER** K/P  
 6-0 • 183 • Fr. • HS  
 Auburn, Ala. (Auburn)  
 Agriculture

**HIGH SCHOOL:** Placekicker and punter for Coach Tim Carter at Auburn High ... kicked the longest field goal in Alabama high school history, a 61-yarder against Central High ... MaxPreps All-America ... active in Fellowship of Christian Athletes

**PERSONAL:** Birthday is August 30 ... son of Marty and Stefanie Ledbetter ... has two siblings, Si and Marlee ... studying in the College of Agriculture



**ROBERT** #70  
**LEFF** OL  
 6-6 • 299 • Sr. • 3L  
 Fairhope, Ala. (Fairhope)  
 Engineering

**CAREER:** Has played in 40 games with two starts

**2015:** May also wear jersey #98 ... veteran offensive tackle ... played in every game this season ... starter at tight end vs. Ole Miss ... starter at left tackle vs. Idaho ... SEC Academic Honor Roll and Academic Top Tiger

**2014:** Played in 13 games, primarily on special teams

**2013:** Played in all 14 games, primarily on the punt protection unit

**2012:** Did not see varsity action for the Tigers while redshirting ... SEC Honor Roll for academics

**HIGH SCHOOL:** Gifted offensive lineman from Fairhope High ... High School Coach: David Faulkner ... 70th-ranked offensive tackle nationally and 26th-ranked player from the state of Alabama according to Rivals.com ... ranked 107th at the offensive tackle position nationally and 36th-ranked player from the state of Alabama according to 247Sports.com ... ranked 132nd at the offensive tackle position nationally and 51st-ranked player in the state of Alabama according to ESPN.com ... Ranked 35th overall from the state of Alabama according to SuperPrep ... ESPN, Rivals, Scout and 247Sports.com three-star prospect ... led his team to a 10-3 record and the Class 6A quarterfinals of the Alabama state playoffs as a senior

**PERSONAL:** Birthday is July 11 ... son of Lori Guy and stepfather Hank Guy ... studying in the College of Engineering

# Player Bios



**RAYMOND** #44  
**LESTER** DB  
5-11 • 171 • RFr. • RS  
Marietta, Ga. (Marietta)  
Architecture

**2015:** Did not see any game action ... Academic Top Tiger and SEC first-year Academic Honor Roll

**HIGH SCHOOL:** Cornerback for Coach Scott Burton at Marietta ... Senior Bowl participant ... Cobb player of the week for a 65-yard interception return ... also a track and tennis letterman ... member of the academic honor roll, receiving an international baccalaureate and advanced placement credits

**PERSONAL:** Birthday is August 27 ... son of Cathy Lester and Raymond Lester Sr. ... has one sister, Caitlyn ... studying in the College of Architecture



**DAMIAN** #30  
**LEWIS** RB  
5-9 • 229 • Sr. • SQ  
Wetumpka, Ala. (Wetumpka)  
Education

**2015:** Did not see any game action ... SEC Academic Honor Roll and Academic Top Tiger

**2014:** SEC Academic Honor Roll and Academic Top Tiger

**HIGH SCHOOL:** Key contributor to the Indian squad that advanced to the 6A state semifinals in 2010 ... 2011 Wetumpka Iron Indian award for strength and courage ... NUC Elite selection ... also a sprint letterman in track and field ... Top 20 academically in his class and Adolf Owenberg and Ankit Kumar academic scholarships recipient ... Key Club, Beta Club, Junior Civitan member

**PERSONAL:** Birthday is September 19 ... son of Billy Sr. and Dorothy Lewis ... has five siblings: Sheila, Bill (played football at University of the South), Stephanie, Desirae and Latasha ... studying in the College of Education



**KAM** #9  
**MARTIN** RB  
5-10 • 177 • Fr. • HS  
Port Arthur, Texas (Memorial)  
Business

**High School:** Consensus national top 300 prospect, versatile all-purpose athlete from Memorial High School ... four-year starter for Coach Kenny Harrison ... USA Football U19 national team for 2016 International Bowl in Arlington, Texas ... 2015 Dave Campbell Texas Football Super Team ... amassed more than 3,500 combined rushing and receiving yards and 44 TDs in prep career ... 962 rushing yards and six touchdowns on 143 carries, and 10 receptions for 133 yards as senior ... 2015 first-team all-District 21-6A ... 903 yards, 17 TD junior season; 1,060 yards, 16 TD (sophomore); 319 yards, 4 TD (freshman) ... anchor on 4x200-meter relay team that set national record with time of 1:23.84 at district meet, and later captured 2015 Class 6A state title in event ... ranked among top 25 prospects in Texas by Scout, Lone Star, Dave Campbell and the top-rated running back ... member of the A-B Honor Roll

**Personal:** Birthday is August 5 ... son of Marion Harris and Howard Harris ... has a sister, Harlee ... cousin Jamaal Charles plays for the Kansas City Chiefs ... active in his church ... studying in the College of Business



**TRAY** #28  
**MATTHEWS** DB  
6-1 • 207 • Jr. • 1L  
Newnan, Ga. (Georgia)  
Liberal Arts

**2015:** Earned starting nod at strong safety ... transfer from Georgia ... intercepted Louisville's first play from scrimmage, returning it 35 yards ... also had eight tackles vs. the Cardinals ... missed Jacksonville State game with shoulder injury ... five tackles at LSU ... six tackles, TFL vs. Mississippi State ... eight tackles, PBU vs. San José State ... five tackles at Arkansas ... four tackles vs. Ole Miss ... missed Texas A&M, Georgia games with injury ... seven tackles vs. Idaho ... 6-yard interception, two tackles vs. Memphis in Birmingham Bowl

**2014:** Redshirted due to NCAA transfer regulations ... Academic Top Tiger

**2013 (at Georgia):** Appeared in eight games, making six starts ... tallied 36 tackles, one interception and one forced fumble in his freshman season ... 12 tackles (10 solo) at No. 7 Auburn ... tallied six tackles, including four solo, vs. No. 6 LSU ... two tackles and an interception vs. North Texas ... then-career-high eight tackles at No. 8 Clemson

**HIGH SCHOOL:** High school coach: Mike McDonald ... PrepStar Dream Team 150 ... Rivals, Scout.com, 247 Sports and ESPN four-star prospect ... 2012 Georgia Sports Writers Association All-State Class 6A first-team defense ... 2012 Atlanta Journal-Constitution All-State Class 6A defense ... 6th-ranked prospect in Georgia, No. 7 safety in the nation by Rivals.com ... No. 10 safety in the nation in ESPN's Top 150 ... 247Sports.com No.13 safety in the country, No. 9 player in Georgia ... Fox Sports NEXT No. 9 safety ... recorded 51 tackles including 2.0 tackles for loss, 528 yards receiving and 42 yards rushing in his senior season at Newnan ... 2013 Army All-American Bowl and Junior Bowl participant ... also a basketball letterman

**PERSONAL:** Birthday is October 18 ... son of Carlos and Sonya Matthews ... has two siblings, Thaddeus and Ayana ... studying in the College of Liberal Arts

## MATTHEWS' CAREER DEFENSIVE STATS

YEAR	G/GS	TT	UT	AT	TFL-YDS	QBS-YDS	FF/FR	PD	I/YDS
2013	8/6	36	23	13	1.5-6	0.0-0	1/0	5	1/0
2015	10/7	45	25	20	1.5-3	0.0-0	1/0	3	2/41
Totals	18/13	81	48	33	3.0-9	0.0/0	2/0	8	3/41

## MATTHEWS' CAREER GAME HIGH STATS

Tackles	12	at Auburn	11/16/13
TFL	1.0	2x (last vs. Idaho)	11/21/15
PBU	2	North Texas	9/21/13
Interceptions	1	3x (last vs. Memphis)	12/30/15
FF	1	2x (last vs. Idaho)	11/21/15

## MATTHEWS' GAME-BY-GAME DEFENSIVE STATS

DATE	OPPONENT	TT	UT	AT	PD	INT-YDS
8/31/13	* Clemson	8	4	4	0	0-0
9/7/13	* SOUTH CAROLINA	4	0	4	0	0-0
9/21/13	* NORTH TEXAS	2	1	1	2	1-0
9/28/13	* LSU	6	4	2	1	0-0
10/5/13	at Tennessee					DID NOT PLAY
10/12/13	MISSOURI					DID NOT PLAY
10/19/13	at Vanderbilt					DID NOT PLAY
11/2/13	vs. Florida					DID NOT PLAY
11/9/13	APPALACHIAN STATE	4	4	0	1	0-0
11/16/13	* at Auburn	12	10	2	0	0-0
11/23/13	* KENTUCKY	0	0	0	0	0-0
11/30/13	at Georgia Tech					DID NOT PLAY
1/1/14	vs. Nebraska	0	0	0	0	0-0

# Player Bios

DATE	OPPONENT	TT	UT	AT	PD	INT-YDS
9/5/15	* vs. Louisville	8	4	4	0	1-35
9/12/15	JACKSONVILLE STATE			DID NOT PLAY		
9/19/15	* at LSU	5	1	4	0	0-0
9/26/15	* MISSISSIPPI STATE	6	4	2	0	0-0
10/3/15	* SAN JOSE STATE	8	3	5	1	0-0
10/15/15	* at Kentucky	0	0	0	0	0-0
10/24/15	* at Arkansas	5	3	2	0	0-0
10/31/15	* OLE MISS	4	3	1	0	0-0
11/7/15	at Texas A&M			DID NOT PLAY		
11/14/15	GEORGIA			DID NOT PLAY		
11/21/15	IDAHO	7	6	1	0	0-0
11/28/15	ALABAMA	0	0	0	0	0-0
12/30/15	vs. Memphis	2	1	1	1	1-6



**JAYLEN** #45  
**McGRIFF** WR  
 6-0 • 198 • Jr. • TR  
 Brentwood, Tenn. (Ravenwood)  
 Liberal Arts

**PRIOR TO AUBURN:** Spent the 2014 season at Savannah State ... Played in 10 games at wide receiver as a true freshman ... Dean's List ... tallied 12 receptions for 125 yards and one touchdown ... long catch of 25 yards ... TD came against South Carolina St. (11/1) ... Season-high four receptions vs. North Carolina A&T (11/15)

**HIGH SCHOOL:** Attended Fork Union (Va.) Military Academy ... nationally ranked among prep school recruits ... played at Ravenwood (Tenn.) High for Coach Joe Rietveld ... also a track letterman ... academic honor roll

**PERSONAL:** Birthday is October 11 ... son of Karen McGriff and Wesley McGriff ... father is Auburn's defensive backs coach ... studying in the College of Liberal Arts



**RICHARD** #51  
**McBRYDE** LB  
 6-1 • 231 • RFr. • RS  
 Troy, Ala. (Charles Henderson)  
 Liberal Arts

**2015:** Redshirted; did not see any game action ... Academic Top Tiger

**HIGH SCHOOL:** Competitive defensive force for Coach Brad McCoy at Charles Henderson High ... recorded 147 tackles (74 solo, 18 TFL), seven sacks, two PBU, a FG block and a fumble recovery ... Under Armour All-America Game ... Alabama-Mississippi All-Star Game ... USA Today Alabama defensive player of the year ... 2013 ASWA Lineman of the Year and 2014 finalist ... AL.com A-List ... ESPN, 247 Sports and Scout list him among top five prospects in Alabama ... top 20 among OLB by Rivals, ESPN, 247 Sports and Scout ... PrepStar top 100 ... also played basketball, baseball and track ... National Physical Fitness Award

**PERSONAL:** Son of Brenessa Banks and stepfather Wayne Rodgers ... has two brothers, Nicholas and Meldrick, and three sisters, Albrenica, Courtney and Ashley ... birthday is September 4 ... studying in the College of Liberal Arts



**RYAN** #61  
**MENEELY** OL  
 6-2 • 301 • RFr. • RS  
 McDonough, Ga. (Eagle's Landing Christian)  
 Business

**2015:** Did not see any game action ... Academic Top Tiger and SEC first-year Academic Honor Roll

**HIGH SCHOOL:** All-state and all-region lineman at Eagle's Landing Christian Academy ... three-year starter for Coach Jonathan Gess ... Chargers were 2012 state champions ... high school teammate of Auburn players Andrew Williams, Josh Shockley and Ben Hood ... also threw the shot put ... honors English

**PERSONAL:** Birthday is November 26 ... son of Mary and Rob Meneely ... has one brother, Michael ... active in FCA ... studying in the College of Business



**MARQUIS** #17  
**McCLAIN** WR  
 6-2 • 208 • Fr. • RS  
 Crestview, Fla. (Crestview)  
 Education

**HIGH SCHOOL:** Speedy wide receiver with exceptional hands ... all-Panhandle performer for Coach Tim Hatten at Crestview High ... NWF Daily News Dandy Dozen ... helped the Bulldogs to a district title in basketball ... top 75 receiver by Scout, Rivals, 247 Sports ... also a track letterman in sprints and jumps

**PERSONAL:** Birthday is September 3 ... son of Ann McClain and Eddie McClain ... parents were both collegiate athletes ... has four brothers, Malik, Tekari, Thomas and Eddie ... versatile musician who plays five instruments ... studying in the College of Education



**MALIK** #32  
**MILLER** RB  
 5-11 • 229 • Fr. • HS  
 Huntsville, Ala. (Madison Academy)  
 Science and Math

**HIGH SCHOOL:** Powerful running back with great downhill speed ... January enrollee in biomedical sciences ... all-state running back for Coach Eric Cohu, helping the Mustangs to three consecutive state titles ... 713 yards rushing, 15 TD in eight games as a senior ... second team 3A all-state ... U.S. Army All-American Bowl nominee ... ranked among top 15 prospects in Alabama by Rivals, ESPN, 247 Sports ... also a basketball letterman

**PERSONAL:** Son of Lemeco and Shatterra Miller ... has one sibling, Meco ... birthday is November 1 ... studying in the College of Science and Math

# Player Bios



**DEON** #75  
**MIX** OL  
6-4 • 315 • Jr. • 1L  
Batesville, Miss. (South Panola)  
University College

**CAREER:** Has played in three games  
**2015:** Backup at offensive guard and center ... saw first action of season vs. Idaho  
**2014:** Played in two games on the offensive line ... saw first snaps of career against San Jose State ... also played against Louisiana Tech  
**2013:** Did not see varsity action while redshirting for the SEC Champions  
**HIGH SCHOOL:** Versatile, physical offensive guard prospect ... first team all-state for Coach Lance Pogue ... U.S. Army All-American Bowl ... PrepStar All-America ... ranked No. 39 by Scout ... No. 5 player in Mississippi, No. 15 OL by Rivals ... No. 10 in Mississippi, No. 35 OG by 247Sports ... Clarion-Ledger Dandy Dozen ... MaxPreps Mississippi Fab Five  
**PERSONAL:** Birthday is December 29 ... son of Shonda Hervey ... studying in the University College



**JAMES OWENS** #35  
**MOSS** WR  
5-9 • 177 • Fr. • HS  
Opelika, Ala. (Opelika)  
Engineering

**HIGH SCHOOL:** Accounted for more than 1,700 yards on offense and 26 touchdowns for Coach Brian Blackmon at Opelika High ... also a basketball letterman  
**PERSONAL:** Birthday is January 13 ... son of Kimberly and Bishop Moss ... has two siblings, Jada and Jakayla ... family members James Owens and LaDarius Owens were Auburn football lettermen ... studying in the College of Engineering



**ROBERT** #39  
**MUSCHAMP** FB  
6-1 • 255 • RFr. • RS  
Rome, Ga. (Darlington)  
Education

**2015:** Did not see any game action  
**HIGH SCHOOL:** H-back prospect who played linebacker and tight end for Coach Tommy Atha at the Darlington School ... earned Class AA all-state and first team all-area honors for the Tigers  
**PERSONAL:** Birthday is August 4 ... son of Pat and Sally Muschamp ... has one sibling, Jordan ... uncle is South Carolina head coach Will Muschamp ... studying in the College of Education



**JAYVAUGHN** #18  
**MYERS** DB  
6-1 • 179 • Fr. • HS  
Dade City, Fla. (Pasco)  
Education

**HIGH SCHOOL:** Outstanding athlete who collected 18 tackles, two interceptions, and a kickoff return touchdown as a senior for Coach Tom McHugh at Pasco High ... Under Armour All-America Game ... Tampa Bay Times HomeTeam 100 ... No. 23 corner prospect by Scout ... top 50 recruits in Florida by Rivals and 247 Sports ... also ran sprints and long jumped  
**PERSONAL:** Birthday is May 16 ... son of Tara Penix ... has two sisters, Alisha and Robin, and two brothers, Nate and Robert ... brother Nate Craig-Myers is a teammate at Auburn ... studying in the College of Education



**T.J.** #17  
**NEAL** LB  
6-0 • 235 • Sr. • TR  
McKeesport, Penn. (McKeesport)  
Graduate/Education

**CAREER:** Has made 25 career starts and played in 38 games ... has 245 career tackles  
**PRIOR TO AUBURN:** Spent four seasons at Illinois ... Started all 12 games at middle linebacker for the Illini in 2015 ... recorded 109 tackles, 14 TFLs, two sacks, one PBU and two QB hurries on season ... ranked fifth in the Big Ten and 32nd in FBS in tackles per game (9.1) ... career-high 17 tackles in the season finale vs. Northwestern ... academic All-Big Ten (2013, 2014, 2015) ... In 2014, started all 13 games, totaling 98 tackles, 6.5 TFLs, four PBUs, three QB hurries, one interception and one forced fumble on the season ... recorded a career-high 12 tackles and forced the fumble that was returned for the game-winning TD against Minnesota ... registered his first career interception at Nebraska ... In 2013, played in all 12 games ... posted 38 tackles, one TFL and one QB hurry ... recorded seven tackles against Ohio State ... saw his first action at Illinois in the season-opener against SIU, recording three tackles, including two solos and his first career TFL ... redshirted the 2012 season

**HIGH SCHOOL:** Pennsylvania Sports Writer Class 4A All-State team in 2011 ... also named to the Pittsburgh Post-Gazette's Fabulous 22 team, the East Regional Fabulous 22 team and the All-Foothills Conference team at linebacker in 2011 ... played fullback as well, rushing for 190 yards and four touchdowns on 27 carries in 2011 at McKeesport High ... three star recruit by Scout.com and Rivals.com  
**PERSONAL:** Son of Mia Piri and Tyrone Neal ... has three sisters, Tyasiah, Tyla and Tyaira ... birthday is December 18 ... daughter's name is Ty ... enjoys watching and reviewing movies ... received his bachelor's degree in sport management from Illinois in May, 2016 ... working toward a master's degree in the College of Education

## NEAL'S CAREER DEFENSIVE STATS

YEAR	G/GS	TT	UT	AT	TFL-YDS	OBS-YDS	FF/FR	PD	I/YDS
2012	1/0	REDSHIRTED							
2013	12/0	38	15	23	1-0-2	0-0	0/0	0	0-0
2014	13/13	98	31	67	6.5-16	0-0	1/0	5	1-14
2015	12/12	109	43	66	14.0-39	2.0-12	0/0	1	0-0
Totals	38/25	245	89	156	21.5-57	2.0-12	1/0	6	1-14

## NEAL'S CAREER GAME HIGH STATS

Tackles	17 vs. Northwestern	11/28/15
TFL	4.0 vs. Northwestern	11/28/15
Sacks	1.0 2x (last vs. Northwestern)	11/28/15
Hurries	1 7x (last vs. Ohio State)	11/14/15
PBU	1 5x (last at Iowa)	10/10/15
Interceptions	1 at Nebraska	9/27/14
FF	1 vs. Minnesota	10/25/14


# Player Bios



**SPENCER** #99  
**NIGH** DL  
 6-0 • 272 • Fr. • HS  
 Magnolia, Texas (Magnolia)  
 Business

**HIGH SCHOOL:** District 19-5A MVP as a junior and senior for Coach Sterling Doty at Magnolia High ... first team all-Houston defensive squad ... Houston Touchdown Club defensive player of the year finalist ... Class 5A state champion as a senior in both shot put and discus ... academic all-state ... Mu Alpha Theta mathematics honorary

**PERSONAL:** Birthday is January 18 ... son of Sammie and Jeff Nigh ... has one brother, Woodman ... grandfather played at Arkansas ... studying in the College of Business



**PACE** #87  
**OZMINT** WR  
 6-1 • 179 • Fr. • HS  
 Glencoe, Ala. (Glencoe)  
 Science & Math

**HIGH SCHOOL:** Class 3A all-state as a sophomore, junior and senior for Coach Lee Ozmint at Glencoe High ... also a baseball and basketball letterman ... member of Key Club

**PERSONAL:** Birthday is December 20 ... son of Lee and Leigh Ozmint ... father was his high school coach ... has one brother, Thomas ... studying in the College of Science and Math



**KAMRYN** #36  
**PETTWAY** FB  
 6-0 • 240 • So. • 1L  
 Montgomery, Ala. (Prattville)  
 University College

**2015:** Rotated at fullback with Chandler Cox ... did not have a carry on the season ... 8-yard KO return at LSU ... starter vs. Mississippi State, Idaho

**2014:** Redshirted ... Academic Top Tiger ... SEC first-year academic honor roll

**HIGH SCHOOL:** Strong, physical runner who excels in the weight room ... rushed for 1,402 yards, 17 TD as a senior ... high school coach was Chad Anderson ... Blue-Grey All-American Bowl, Alabama-Mississippi All-Star Game; invited to 2014 U-19 International Bowl ... all-state honorable mention ... also a basketball letterman and track standout ... Rivals top-ranked fullback, Alabama Top 10 ... 247sports No. 27 RB ... Scout Top 70 RB ... ESPN No. 20 RB ... PrepStar Top 20 RB

**PERSONAL:** Son of Salina Washington and Orlando Pettway ... has five siblings: Kylar, Amore, Kylan, Ella and Dante ... birthday is December 20 ... wife is Natonya and daughter's name is Kaisley ... studying in the University College ... nickname is "Bubba"

## PETTWAY'S CAREER RECEIVING STATS

YEAR	G/GS	NO	YDS	AVG	TD	LP/OPPONENT
2015	13/2	1	12	12.0	0	--

## PETTWAY'S CAREER GAME HIGH STATS

Receptions	1	at Arkansas	10/24/15
Rec. Yards	12	at Arkansas	10/24/15
Rec. Long	12	at Arkansas	10/24/15
Kick Ret	1	at LSU	9/19/15
Kick Ret Yds	8	at LSU	9/19/15
Kick Ret Lg	8	at LSU	9/19/15

## PETTWAY'S GAME-BY-GAME RECEIVING STATS

DATE	OPPONENT	REC	YDS	AVG	TD	TD Yds
9/5/15	vs. Louisville	0	0	0.0	0	--
9/12/15	JACKSONVILLE STATE	0	0	0.0	0	--
9/19/15	at LSU	0	0	0.0	0	--
9/26/15	* MISSISSIPPI STATE	0	0	0.0	0	--
10/3/15	SAN JOSE STATE	0	0	0.0	0	--
10/15/15	at Kentucky	0	0	0.0	0	--
10/24/15	at Arkansas	1	12	12.0	0	--
10/31/15	OLE MISS	0	0	0.0	0	--
11/7/15	at Texas A&M	0	0	0.0	0	--
11/14/15	GEORGIA	0	0	0.0	0	--
11/21/15	* IDAHO	0	0	0.0	0	--
11/28/15	ALABAMA	0	0	0.0	0	--
12/30/15	vs. Memphis	0	0	0.0	0	--



**KEVIN** #91  
**PHILLIPS** P  
 6-0 • 185 • Sr. • 1L  
 Greenwood, Miss. (Mississippi Gulf Coast CC)  
 Liberal Arts

**2015:** Starting punter ... 41.0 average ... 17 inside the 20 ... 10 punts of 50+ yards ... long punt was 56 yards at LSU ... only three punts were returned ... four punts of 50+ yards at LSU were the most 50-yard punts in a game for Auburn since the school record of five 50+ yard punts by Skip Johnston vs. Florida (53.2 avg) in 1978 ... Burlsworth Trophy nominee ... nominated for CoSIDA Academic All-America ... SEC Academic Honor Roll and Academic Top Tiger

**JUNIOR COLLEGE/HIGH SCHOOL:** JUCO punter who joined the Auburn program in January ... first team all-MACJC punter for Coach Chad Huff ... NJ-CAA All-Academic ... set school records for punting at Pillow Academy for Coach Michael Fair ... Mustangs won the 2010 state title ... first team all-state in football and soccer ... Mississippi soccer all-star game ... also played baseball ... active in Fellowship of Christian Athletes

**PERSONAL:** Son of Jim and Cynthia Phillips ... has two brothers, Jonathan and Stephen ... birthday is August 12 ... earned an associate's degree in arts and sciences ... studying in the College of Liberal Arts

## PHILLIPS' CAREER PUNTING STATS

YEAR	G	NO	YDS	AVG	TB	FC	I20	50+	LP/OPPONENT
2014	13	55	2254	41.0	5	24	17	10	56/LSU

## PHILLIPS' CAREER GAME HIGH STATS

Punts	6	2x (last at Arkansas)	10/24/15
Punt Avg	50.0	at LSU	9/19/15
Long Punt	56	at LSU	9/19/15
Inside 20	3	2x (last vs. Alabama)	11/28/15

# Player Bios

## PHILLIPS' GAME-BY-GAME PUNTING STATS

DATE	OPPONENT	NO	YDS	AVG	IN20	Long
9/5/15	vs. Louisville	2	94	47.0	1	55
9/12/15	JACKSONVILLE STATE	3	115	38.3	3	52
9/19/15	at LSU	6	300	50.0	2	56
9/26/15	MISSISSIPPI STATE	5	207	41.4	1	49
10/3/15	SAN JOSE STATE	2	81	40.5	2	48
10/15/15	at Kentucky	5	204	40.8	2	53
10/24/15	at Arkansas	6	217	36.2	1	44
10/31/15	OLE MISS	5	228	45.6	1	53
11/7/15	at Texas A&M	3	104	34.7	0	40
11/14/15	GEORGIA	5	198	39.6	0	48
11/21/15	IDAHO	5	185	37.0	0	49
11/28/15	ALABAMA	5	202	40.4	3	46
12/30/15	vs. Memphis	3	119	39.7	1	50



**IKE POWELL** #69  
LS  
6-3 • 264 • Jr. • 2L  
Tifton, Ga. (Tift County)  
Nursing

**CAREER:** Has appeared in 17 career games

**2015:** Starting long snapper ... put on scholarship in January ... first team CoSIDA academic all-district and on the ballot for Academic All-America ... SEC Academic Honor Roll and Academic Top Tiger

**2014:** Appeared in four games as a deep snapper ... saw first career action against Ole Miss ... also snapped against Texas A&M, Georgia and Samford ... Academic Top Tiger ... SEC first-year academic honor roll

**HIGH SCHOOL:** Experienced long snapper who will join the program as a walk-on ... has been snapping since the seventh grade ... earned first team all-region honors as an offensive lineman ... high school coach was John Reid ... Semper Fidelis All-American Bowl ... top ranked snapper at Kohl's Kicking Camp ... first team Prokicker All-American as a junior and senior ... also a track and field letterman in the shot put and discus ... 247sports No. 6 long snapper ... had the highest GPA on the football squad all four years ... graduated with superior honors

**PERSONAL:** Son of Nancy Powell and Dave Powell ... has two siblings, Charley and Jocie ... grandfather was a major league baseball pitcher ... birthday is February 6 ... studying in the College of Nursing



**TYLER QUEEN** #15  
QB  
6-1 • 236 • RFr. • RS  
Kennesaw, Ga. (North Cobb)  
Education

**2015:** Started the season as the No. 3 quarterback ... had elbow surgery following the Louisville game and redshirted

**HIGH SCHOOL:** Talented dual-threat signalcaller from Georgia's North Cobb High ... enrolled at Auburn in January ... 2,342 passing yards, 27 TD as a senior ... also rushed for 10 TD as North Cobb advanced to Class 6A playoffs ... threw for Cobb County-record 89 TD and more than 8,500 yards in high school career, both marks in the Georgia state top 10, and rushed for 43 career TD ... coached by his father Shane Queen ... Marietta Daily Journal Dynamite Dozen ... AJC Super 75 ... Macon Telegraph Top 50 ... also played baseball at North Cobb ... 247 Sports top 12 QB and Georgia top 45 ... Scout top-ranked Georgia QB ... ESPN top 40 in Georgia and top 20 quarterback ... Rivals Georgia top 65 ... PrepStar all-South

**PERSONAL:** Birthday is July 15 ... father Shane Queen played at Tennessee Tech ... mother is Tracy Queen ... studying in the College of Education



**LANDON RICE** #44  
TE  
6-5 • 253 • Fr. • HS  
Rome, Ga. (Calhoun)  
Agriculture

**HIGH SCHOOL:** Tight end with capable hands and strong run-blocking potential ... January enrollee in agriculture ... all-region and all-area for Coach Hal Lamb at Calhoun High ... Yellow Jackets won the 2014 AAA state title with 12-0 record ... voted team captain at Under Armour All-America Game ... GSWA first team all-state ... Rivals, 247 Sports, ESPN rank him a top 10 TE prospect ... also a basketball letterman ... active in Fellowship of Christian Athletes

**PERSONAL:** Son of Joey and Kelly Rice ... brother Logan is an Auburn wide receiver ... birthday is May 6 ... studying in the College of Agriculture



**LOGAN RICE** #37  
WR  
6-0 • 206 • So. • 1L  
Rome, Ga. (Darlington School)  
Business

**2015:** Appeared in the Idaho game

**2014:** Redshirted for the Tigers

**HIGH SCHOOL:** Team MVP at Darlington School ... an all-area and all-region selection ... High School Coach: Tommy Atha ... also earned all-area and all-region honors in baseball

**PERSONAL:** Birthday is October 25 ... son of Joey and Kelly Rice ... dad played at Jacksonville State ... has one sibling, Landon, who is a tight end for the Tigers ... studying in the College of Business



**CHASE RITTER** #50  
LB  
5-10 • 205 • Jr. • SQ  
Wetumpka, Ala. (Saint James)  
Engineering

**2015:** Joined the Auburn program as a walk-on ... did not see game action

**HIGH SCHOOL:** All-metro linebacker for Coach Jimmy Perry at Saint James School ... standout on the state championship wrestling team ... also a baseball letterman ... member of National Honor Society with 4.2 GPA


**PERSONAL:** Birthday is March 23 ... son of Rod and Sarita Ritter ... has one sibling, Chanley ... studying in the College of Engineering



# Player Bios



**STEPHEN ROBERTS** #14 DB  
5-11 • 183 • Jr. • 2L  
Opelika, Ala. (Opelika)  
Human Sciences



**NICK RUFFIN** #19 DB  
6-0 • 203 • Jr. • 2L  
Duluth, Ga. (St. Pius X)  
Liberal Arts

**2015:** Late-season starter at safety ... played in every game this season ... three tackles, PBU at Texas A&M ... first start came against Georgia, recording seven tackles ... six tackles, PBU vs. Idaho ... six tackles vs. Alabama ... two tackles in Birmingham Bowl vs. Memphis

**2014:** Saw action in 12 games ... first career appearance against San Jose' State ... recorded tackles against the Spartans, Louisiana Tech and Mississippi State ... forced a fumble against Louisiana Tech

**HIGH SCHOOL:** Prospect with all the tools ... 26 tackles, 14 PBU as a senior; 64 tackles, 11 PBU, 4 interceptions as a junior ... helped the Bulldogs to the 2012 state title game ... high school coach was Brian Blackmon ... Under Armour All-American Game, Alabama-Mississippi All-Star Game ... all-state as a junior and senior, AL.com A-List, O-A News Super 8 ... also a track and baseball letterman ... state long jump champion ... 247sports No. 10 FS, Top 120 overall ... Rivals No. 13 DB, Top 175 nationally ... Scout No. 27 DB ... ESPN No. 8 DB, Top 70 overall ... PrepStar No. 22 DB

**PERSONAL:** Son of Phyllis Bryant and Samuel Bryant ... has two siblings, Tarisha and Jared ... his uncle Mike was an Auburn running back ... birthday is January 21 ... studying in the College of Human Sciences

## ROBERTS' CAREER DEFENSIVE STATS

YEAR	G/GS	TT	UT	AT	TFL-YDS	OBS-YDS	FF/FR	PD	I/YDS
2014	12/0	3	2	1	0.0-0	0.0-0	1/0	0	0/0
2015	13/4	26	16	10	0.0-0	0.0-0	0/0	3	0/0
Total	25/4	29	18	11	0.0-0	0.0-0	1/0	3	0/0

## ROBERTS' CAREER GAME HIGH STATS

Tackles.....	7	Georgia	11/14/15
PBU.....	1	3x (last vs. Alabama)	11/28/15

## ROBERTS' GAME-BY-GAME DEFENSIVE STATS

DATE	OPPONENT	TT	UT	AT	PD	INT-YDS
8/30/14	ARKANSAS					DID NOT PLAY
9/6/14	SAN JOSE STATE	1	1	0	0	0-0
9/18/14	at Kansas State	0	0	0	0	0-0
9/27/14	LOUISIANA TECH	1	1	0	0	0-0
10/4/14	LSU	0	0	0	0	0-0
10/11/14	at Mississippi State	1	0	1	0	0-0
10/25/14	SOUTH CAROLINA	0	0	0	0	0-0
11/1/14	at Ole Miss	0	0	0	0	0-0
11/8/14	TEXAS A&M	0	0	0	0	0-0
11/15/14	at Georgia	0	0	0	0	0-0
11/22/14	SAMFORD	0	0	0	0	0-0
11/29/14	at Alabama	0	0	0	0	0-0
1/1/15	Wisconsin (Outback)	0	0	0	0	0-0

DATE	OPPONENT	TT	UT	AT	PD	INT-YDS
9/5/15	vs. Louisville	0	0	0	0	0-0
9/12/15	JACKSONVILLE STATE	0	0	0	0	0-0
9/19/15	at LSU	0	0	0	0	0-0
9/26/15	MISSISSIPPI STATE	0	0	0	0	0-0
10/3/15	SAN JOSE STATE	1	1	0	0	0-0
10/15/15	at Kentucky	0	0	0	0	0-0
10/24/15	at Arkansas	1	0	1	0	0-0
10/31/15	OLE MISS	0	0	0	0	0-0
11/7/15	at Texas A&M	3	1	2	1	0-0
11/14/15	* GEORGIA	7	5	2	0	0-0
11/21/15	* IDAHO	6	5	1	1	0-0
11/28/15	* ALABAMA	6	3	3	1	0-0
12/30/15	* vs. Memphis	2	1	1	0	0-0

**2015:** Backup to Tray Matthews at strong safety ... two tackles vs. Louisville ... started the Jacksonville State game, recording seven tackles, a PBU and TFL ... three tackles at LSU ... six tackles, two PBU as a starter at Texas A&M ... five tackles vs. Georgia ... three tackles vs. Idaho ... tackle, PBU in Birmingham Bowl vs. Memphis

**2014:** Appeared in 12 games as a freshman ... made two tackles at Kansas State ... had two more tackles in win over Louisiana Tech ... had first career pass breakup against LSU ... single stops against South Carolina and Texas A&M ... two tackles against Samford ... Academic Top Tiger

**HIGH SCHOOL:** Defender with numerous skills and leadership capabilities ... totaled 78 tackles, 3 interceptions, 2 forced fumbles for the Golden Lions his senior season earning first team all-state accolades ... 67 tackles, 3 interceptions, 4 forced fumbles as a junior ... high school coach was Paul Standard ... U.S. Army All-American Bowl; invited to 2014 U-19 International Bowl ... also a track letterman ... 247sports No. 8 CB, Top 75 overall ... Rivals No. 11 CB, Top 170 nationally ... Scout No. 18 DB, Top 200 nationally ... ESPN No. 21 DB, Top 150 overall ... PrepStar Top 15 athlete

**PERSONAL:** Son of Renee Ruffin and Demetrius Ruffin ... his brother Aaron graduated from Brown and attends Wake Forest law school ... birthday is April 17 ... studying in the College of Liberal Arts

## RUFFIN'S CAREER DEFENSIVE STATS

YEAR	G/GS	TT	UT	AT	TFL-YDS	OBS-YDS	FF/FR	PD	I/YDS
2014	12/0	9	5	4	0.0-0	0.0-0	0/0	2	0/0
2015	10/2	27	15	12	0.5-0	0.0-0	0/0	4	0/0
Total	22/2	36	20	16	0.5-0	0.0-0	0/0	6	0/0

## RUFFIN'S CAREER GAME HIGH STATS

Tackles.....	7	Jacksonville State	9/12/15
TFL.....	0.5	Jacksonville State	9/12/15
PBU.....	2	at Texas A&M	11/7/15

## RUFFIN'S GAME-BY-GAME DEFENSIVE STATS

DATE	OPPONENT	TT	UT	AT	PD	INT-YDS
8/30/14	ARKANSAS	0	0	0	0	0-0
9/6/14	SAN JOSE STATE	0	0	0	0	0-0
9/18/14	at Kansas State	2	1	1	0	0-0
9/27/14	LOUISIANA TECH	2	0	2	0	0-0
10/4/14	LSU	0	0	0	1	0-0
10/11/14	at Mississippi State	0	0	0	0	0-0
10/25/14	SOUTH CAROLINA	1	1	0	0	0-0
11/1/14	at Ole Miss	0	0	0	0	0-0
11/8/14	TEXAS A&M	1	1	0	0	0-0
11/15/14	at Georgia	0	0	0	0	0-0
11/22/14	SAMFORD	2	0	2	0	0-0
11/29/14	at Alabama					DID NOT PLAY
1/1/15	Wisconsin (Outback)	0	0	0	0	0-0

DATE	OPPONENT	TT	UT	AT	PD	INT-YDS
9/5/15	vs. Louisville	2	1	1	0	0-0
9/12/15	* JACKSONVILLE STATE	7	2	5	1	0-0
9/19/15	at LSU	3	2	1	0	0-0
9/26/15	MISSISSIPPI STATE					DID NOT PLAY
10/3/15	SAN JOSE STATE					DID NOT PLAY
10/15/15	at Kentucky					DID NOT PLAY
10/24/15	at Arkansas	0	0	0	0	0-0
10/31/15	OLE MISS	0	0	0	0	0-0
11/7/15	* at Texas A&M	6	3	3	2	0-0
11/14/15	GEORGIA	5	4	1	0	0-0
11/21/15	IDAHO	3	2	1	0	0-0
11/28/15	ALABAMA	0	0	0	0	0-0
12/30/15	vs. Memphis	1	1	0	1	0-0

# Player Bios



**DONTAVIUS** #95  
**RUSSELL** DL  
 6-3 • 308 • So. • 1L  
 Carrollton, Ga. (Carrollton)  
 Liberal Arts

**2015:** Redshirt freshman starter at defensive tackle ... in first career action, recorded six tackles, 4 QB hurries, 1.5 sack, 2.5 TFL vs. Louisville ... five tackles vs. Jacksonville State ... two stops vs. Mississippi State ... fumble recovery, TFL and five tackles vs. San José State ... two tackles at Kentucky ... seven tackles, TFL at Arkansas ... two tackles at Texas A&M ... three tackles vs. Georgia ... two tackle assists vs. Alabama ... three tackles in Birmingham Bowl vs. Memphis ... nominated for CoSIDA Academic All-America ... SEC Academic Honor Roll and Academic Top Tiger

**2014:** Redshirted for the Tigers ... Academic Top Tiger ... SEC first-year academic honor roll

**HIGH SCHOOL:** Physical defender who will clog up the middle ... 62 tackles, 7.5 TFL, 3 sacks as a senior earning first team all-state honors ... helped the Trojans to the 2013 Class 4A state championship game ... high school coach was Rayvan Teague ... Under Armour All-America Game ... also a track and field letterman ... honors graduate ... Scout No. 12 DT, Top 150 nationally ... 247sports No. 12 DT, Top 150 overall ... Rivals No. 13 DT, Top 200 nationally ... ESPN No. 14 DT, Top 200 overall ... PrepStar Top 20 DT

**PERSONAL:** Son of Latrice Russell and Donald Russell ... has two brothers, Donovan and Donald Jr. ... uncle Dennis Wallace played at Auburn ... birthday is September 18 ... studying in the College of Liberal Arts

## RUSSELL'S CAREER DEFENSIVE STATS

YEAR	G/GS	TT	UT	AT	TFL-YDS	QBS-YDS	FF/FR	PD	QBH
2015	13/10	42	14	28	4.5-11	1.5-5	0/1	1	8

## RUSSELL'S CAREER GAME HIGH STATS

Tackles.....	7	at Arkansas	10/24/15
Sacks.....	1.5	vs. Louisville	9/5/15
TFL.....	2.5	vs. Louisville	9/5/15
FR.....	1	San Jose' State	10/3/15
PBU.....	1	Ole Moss	10/31/15

## RUSSELL'S GAME-BY-GAME DEFENSIVE STATS

DATE	OPPONENT	TT	UT	AT	TFL-YDS	QBS-YDS
9/5/15	* vs. Louisville	6	1	5	2.5-8	1.5-5
9/12/15	* JACKSONVILLE STATE	5	3	2	0.0-0	0.0-0
9/19/15	* at LSU	0	0	0	0.0-0	0.0-0
9/26/15	* MISSISSIPPI STATE	2	0	2	0.0-0	0.0-0
10/3/15	* SAN JOSE' STATE	5	2	3	1.0-2	0.0-0
10/15/15	* at Kentucky	2	0	2	0.0-0	0.0-0
10/24/15	* at Arkansas	7	1	6	1.0-1	0.0-0
10/31/15	OLE MISS	4	3	1	0.0-0	0.0-0
11/7/15	at Texas A&M	2	0	2	0.0-0	0.0-0
11/14/15	* GEORGIA	3	1	2	0.0-0	0.0-0
11/21/15	* IDAHO	1	0	1	0.0-0	0.0-0
11/28/15	ALABAMA	2	0	2	0.0-0	0.0-0
12/30/15	* vs. Memphis	3	3	0	0.0-0	0.0-0



**PRINCE MICHEAL** #72  
**SAMMONS** OL  
 6-7 • 289 • Fr. • HS  
 Clarksville, Ohio (Cincinnati Hills Christian)  
 Business

**HIGH SCHOOL:** Impressive athletic lineman who excelled on both sides of the ball in high school ... 60 tackles, four sacks as a senior for Coach Eric Taylor ... Cincinnati Enquirer all-area ... Division V defensive player of year ... MaxPreps All-America as junior and senior ... top 25 prospect at his position by 247 Sports, ESPN, Rivals, Scout ... top 10 in Ohio by 247 Sports, ESPN ... USA Today all-state ... also played basketball ... talented soccer player

**PERSONAL:** Birthday is August 15 ... son of Brandon and Betsy Sammons ... native of Nigeria ... siblings are Ady, Sophia, Micah, Emma, Izuchukuru, Ikechukuru, Christopher, Chionoso, Chukwuma, Chibuzor and Ogeehukiou ... studying in the College of Business




**IAN** #43  
**SHANNON** K/P  
 6-3 • 218 • RFr. • RS  
 Marietta, Ga. (Marietta)  
 Business

**2015:** Backup punter and kicker ... redshirted; did not see action this season ... Academic Top Tiger and SEC first-year Academic Honor Roll

**HIGH SCHOOL:** Top-rated kicking specialist for Coach Scott Burton at Marietta High, helping the Blue Devils to the Class 6A playoffs ... punting average of 40.7 yards with only 22 total return yards allowed ... also holds Marietta High records for longest field goal (51 yards), most FG in season (16), consecutive FG (12) and touchbacks ... kicking coach was Tom Guckian ... Prokicker.com All-America ... all-state, all-region, all-county as junior and senior ... TD Club of Atlanta metro all-stars ... Marietta Daily Journal Dynamite Dozen ... 247 Sports and ESPN list him among their top five kicking prospects ... PrepStar all-South ... also played soccer

**PERSONAL:** Son of Michael and Celesta Shannon ... brother Innis, sister Ivy and he are triplets ... birthday is February 4 ... studying in the College of Business



**BAILEY** #66  
**SHARP** OL  
 6-5 • 300 • RFr. • RS  
 Marietta, Ga. (Sprayberry)  
 Education

**2015:** Reserve offensive tackle ... enrolled at Auburn in January ... redshirted; did not see action this season ... Academic Top Tiger

**HIGH SCHOOL:** Offensive tackle who was team captain for Coach Billy Shackelford at Sprayberry High ... Under Armour All-America Game ... first team Class 5A all-state ... Marietta Daily Journal Dynamite Dozen ... Atlanta Journal-Constitution Super 75 ... Macon Telegraph Top 50 ... also a varsity wrestler for the Yellow-jackets ... 247 Sports top 45 players in Georgia and top 45 offensive tackle prospects ... Scout lists him as a top 45 line prospect ... Rivals top 65 players in Georgia ... ESPN top 25 Georgia players ... PrepStar top 250

# Player Bios

**PERSONAL:** Son of Joe and Stacey Sharp ... dad played football at Southern Miss ... has a brother, Logan ... birthday is August 13 ... studying in the College of Education



**MICHAEL SHERWOOD** #36  
DB  
5-9 • 175 • Jr. • 1L  
Atlanta, Ga. (Creekside)  
Education

**2015:** Reserve cornerback ... saw first action of season vs. Idaho, recording two tackles ... former walk-on awarded a scholarship during preseason camp

**2014:** Saw only action of season against Samford

**HIGH SCHOOL:** Leading tackler among the defensive backs at Creekside High ... High School Coach: Johnny T. White ... posted a pair of interceptions ... earned all-region honors in baseball ... also a track letterwinner ... member of the Honor Roll

**PERSONAL:** Birthday is February 3 ... son of Katrina and Michael Sherwood ... has two siblings, Jesse (plays baseball at Claflin University) and Theodore (played football at Morehouse and Alabama A&M) ... studying in the College of Education

## SHERWOOD'S CAREER DEFENSIVE STATS

YEAR	G/GS	TT	UT	AT	TFL-YDS	QBS-YDS	FF/FR	PD	IYDS
2015	2/0	2	2	0	0.0-0	0.0-0	0/0	1	0/0

## SHERWOOD'S CAREER GAME HIGH STATS

Tackles.....	2	Idaho	11/21/15
PBU.....	1	Idaho	11/21/15




**JOSH SHOCKLEY** #58  
LB  
5-10 • 218 • So. • 1L  
Locust Grove, Ga. (Eagle's Landing Christian)  
Business

**2015:** Saw action in three games, all on special teams

**2014:** Redshirted for the Tigers ... Academic Top Tiger ... SEC first-year academic honor roll

**HIGH SCHOOL:** The Region 5A co-defensive player of the year at Eagle's Landing Christian Academy, the 2012 stats champions and four-time regional champions ... three times earned all-state recognition ... High School Coach: Jonathan Gess ... high school teammate of Auburn defensive lineman Andrew Williams ... honor student


**PERSONAL:** Birthday is November 17 ... son of Bryan and Amy Shockley ... has five siblings: Gus, Sam, George, Grace and Ava ... studying in the College of Business



**CONNER SIBLEY** #39  
LB  
5-10 • 200 • RFr. • HS  
Athens, Ga. (Prince Avenue Christian)  
Business

**HIGH SCHOOL:** All-region as a junior and senior for Coach Jeff Herron at Prince Avenue Christian School ... helped the Wolverines to three regional titles and a state runner-up finish ... all-state honorable mention as a senior ... FCA All-Star Game ... basketball team MVP, all-region and honorable mention all-state ... leading scorer in Athens-Clarke-Jefferson basketball all-star game ... also a golf letterman ... honor student, member of Beta Club and church and high school praise bands

**PERSONAL:** Birthday is October 2 ... son of Carlos and Carla Sibley ... has four siblings: Graham, Madison, Cheney and Wilson ... studying in the College of Business ... member of the praise band at Church of the Highlands ... talented guitar player who performed at 2016 AUSPYS




**DARIUS SLAYTON** #81  
WR  
6-2 • 191 • RFr. • RS  
Norcross, Ga. (Greater Atlanta Christian)  
Business

**2015:** Redshirted; did not see any game action

**HIGH SCHOOL:** Athletic receiving prospect with great ability ... first team Class 2A all-state for Coach Tim Hardy ... all-region at wide receiver and defensive back ... U.S. Army All-American Bowl ... ranked by 247 Sports, ESPN and Scout among the top 15 at his position ... Rivals Georgia top 30 players ... PrepStar top 200 ... state sprint champion at 100m and 200m

**PERSONAL:** Son of Pamela Slayton and Eddie Slayton ... has a sister, Maileka ... cousin Darrell Crawford played linebacker at Auburn ... birthday is January 12 ... studying in the College of Business



**BRADEN SMITH** #71  
OL  
6-6 • 300 • Jr. • 2L  
Olathe, Kan. (Olathe South)  
Education

**CAREER:** Has appeared in 26 games with 14 starts

**2015:** Starting offensive lineman, primarily at right guard ... AP second team all-SEC ... starter at right tackle vs. Jacksonville State ... SEC Academic Honor Roll and Academic Top Tiger


**2014:** Appeared in all 13 games ... all-SEC freshman team ... saw action on both the offensive line and as a tight end in jumbo sets ... first start came in the Outback Bowl vs. Wisconsin ... Academic Top Tiger ... SEC first-year academic honor roll

**HIGH SCHOOL:** Physically impressive lineman who excels in the weight room and at the line of scrimmage ... 82 pancake blocks on offense, 59 tackles on defense as a two-way starter his senior season ... two-year Buck Buchanan Award finalist (Kansas City metro outstanding lineman) ... high school coach was Jeff Gourley ... KFBFA Top 11, all-state, all-Midlands, three years all-Sunflower League on both

# Player Bios

sides of the football ... Kansas state shot put and discus champion ... Scout No. 1 OG ... Rivals No. 3 OL, Top 50 nationally ... 247sports No. 7 OG, Top 125 nationally ... ESPN No. 9 OL, Top 130 overall ... MaxPreps All-America

**PERSONAL:** Son of Jane Smith and David Smith ... father played football and ran track at Kansas ... sister Megan is a thrower at TCU ... birthday is March 25 ... studying in the College of Education



**CLARKE** #53

---

**SMITH** LS

6-3 • 239 • Fr. • HS

Leeds, Ala. (Leeds)

Engineering

**HIGH SCHOOL:** Back-to-back state champions (2014 & 2015) under Coach Keith Etheredge at Leeds High ... three time region champion ... also played golf, basketball, baseball and track and field ... member of National Honor Society, Quill and Scroll, Mu Alpha Theta ... student ambassador at Leeds

**PERSONAL:** Birthday is April 8 ... son of Anita Carlise and Vic Williams ... has two sisters, Whitney and Hannah ... sister Hannah and a cousin were collegiate athletes ... studying in the College of Engineering



**JASON** #4

---

**SMITH** WR

6-1 • 188 • Jr. • 1L

Mobile, Ala. (Mississippi Gulf Coast CC)

University College

**2015:** Converted quarterback now at wide receiver ... first catch came in the Louisville win ... two catches gained 54 yards at Arkansas, long of 46 ... attempted first pass vs. Ole Miss ... two catches and a 24-yard rushing gain at Texas A&M ... 15-yard reception vs. Idaho ... 77-yard touchdown catch from Jeremy Johnson vs. Alabama was Auburn's longest offensive play of season ... caught 11-yard touchdown from Johnson in Birmingham Bowl vs. Memphis

**JUNIOR COLLEGE/HIGH SCHOOL:** Quarterback who led Coach Chad Huff's MGCCC Bulldogs to an 8-2 record and No. 7 national ranking ... threw for 1,566 yards, 18 TD during 2014 season ... also rushed for 10 TD ... 110-169 passing for 1,566 yards, 19 touchdowns as a senior at McGill-Toolen High for Coach Bart Sessions ... also rushed for 849 yards, 16 TD helping McGill Toolen to an 11-1 record ... MVP of the Alabama-Mississippi All-Star Game playing receiver, with six catches for 134 yards ... Mobile Press-Register Offensive Player of the Year ... ranked No. 15 by Rivals ... No. 32 by Scout ... No. 6 in Alabama, No. 10 WR by 247 Sports ... PrepStar all-Southeast ... all-state in basketball and ran track

**PERSONAL:** Son of Yolanda Smith and Jason Smith ... enrolled at Auburn in January ... birthday is March 29 ... studying in the University College

### SMITH'S CAREER RECEIVING STATS

YEAR	G/GS	NO	YDS	AVG	TD	LP/OPPONENT
2015	13/1	13	203	15.6	2	77/Alabama

### SMITH'S CAREER GAME HIGH STATS

Receptions	..... 2	4x (last Alabama)	11/28/15
Rec. Yards	..... 82	Alabama	11/28/15
Rec. Long	..... 77	Alabama	11/28/15
Rec. TDs	..... 1	2x (latest vs. Memphis)	12/30/15
Rush Attempts	..... 2	Alabama	11/28/15
Rush Yards	..... 24	at Texas A&M	11/7/15
Rush Long	..... 24	at Texas A&M	11/7/15
Rush TD	..... 1	at Arkansas	10/24/15
AP Yards	..... 85	Alabama	11/28/15
Career TDs	..... 3		

### SMITH'S GAME-BY-GAME RECEIVING STATS

DATE	OPPONENT	REC	YDS	AVG	TD	TD Yds
9/5/15	vs. Louisville	1	7	7.0	0	--
9/12/15	JACKSONVILLE STATE	0	0	0.0	0	--
9/19/15	at LSU	1	4	4.0	0	--
9/26/15	MISSISSIPPI STATE	1	6	6.0	0	--
10/3/15	SAM JOSE' STATE	0	0	0.0	0	--
10/15/15	at Kentucky	2	13	6.5	0	--
10/24/15	at Arkansas	2	54	27.0	0	--
10/31/15	OLE MISS	0	0	0.0	0	--
11/7/15	at Texas A&M	2	11	5.5	0	--
11/14/15	GEORGIA	0	0	0.0	0	--
11/21/15	IDAHO	1	15	15.0	0	--
11/28/15	* ALABAMA	2	82	41.0	1	77
12/30/15	vs. Memphis	1	11	11.0	1	11



**TONY** #8

---

**STEVENS** WR

6-4 • 212 • Sr. • 3L

Orlando, Fla. (Evans)

University College

**2015:** One of several in receiver rotation ... 12 receptions for season ... two catches for 18 yards at Arkansas ... career long 44-yard reception from Jeremy Johnson vs. Ole Miss ... 32-yard catch from Jeremy Johnson at Texas A&M ... 5-yard TD catch vs. Idaho was one of three receptions ... two catches gained 25 yards vs. Memphis in Birmingham Bowl

**2014:** Appeared in seven games ... had one reception for 22 yards against LSU

**2013:** Young wide receiver who made an increased contribution ... two catches for 21 yards at LSU ... three catches for 47 yards against Western Carolina, including a 22-yard touchdown catch from Jeremy Johnson

**HIGH SCHOOL:** Speedy wideout who excels at the deep ball ... 29 receptions, 516 yards, seven touchdowns as a senior for Coach Chip Gierke at Evans High in Orlando ... U.S. Army All-American Bowl ... No. 5 in Orlando Sentinel Central Florida Super60 ... PrepStar All-America ... ranked No. 95 overall, No. 11 receiver by Rivals ... No. 21 by Scout ... No. 23 in Florida, No. 24 WR by 247Sports ... ESPN 300

**PERSONAL:** Birthday is March 14 ... son of Kayone Martin ... studying in the University College

### STEVENS' CAREER RECEIVING STATS

YEAR	G/GS	NO	YDS	AVG	TD	LP/OPPONENT
2013	10/0	5	68	13.6	1	22/Western Carolina
2014	7/0	1	22	22.0	0	22/LSU
2015	11/2	14	177	12.6	1	44/Ole Miss
Totals	28/2	20	267	13.4	2	44/Ole Miss

### STEVENS' CAREER GAME HIGH STATS

Receptions	..... 3	2x (last vs. Idaho)	11/21/15
Rec. Yards	..... 55	Ole Miss	10/31/15
Rec. Long	..... 44	Ole Miss	10/31/15
Rec. TDs	..... 1	2x (last vs. Idaho)	11/21/15

# Player Bios

## STEVENS' GAME-BY-GAME RECEIVING STATS

DATE	OPPONENT	REC	YDS	AVG	TD	TD REC
8/31/13	WASHINGTON STATE			DID NOT PLAY		
9/7/13	ARKANSAS STATE	0	0	0.00	0	--
9/14/13	MISSISSIPPI STATE	0	0	0.00	0	--
9/21/13	at LSU	2	21	10.50	0	--
10/5/13	OLE MISS	0	0	0.00	0	--
10/12/13	WESTERN CAROLINA	3	47	15.67	0	--
10/19/13	at Texas A&M	0	0	0.00	0	--
10/26/13	FLORIDA ATLANTIC	0	0	0.00	0	--
11/2/13	at Arkansas	0	0	0.00	0	--
11/9/13	at Tennessee	0	0	0.00	0	--
11/16/13	GEORGIA	0	0	0.00	0	--
11/30/13	ALABAMA			DID NOT PLAY		
12/7/13	vs. Missouri (SEC)			DID NOT PLAY		
1/6/14	vs. Florida State (BCS)			DID NOT PLAY		

DATE	OPPONENT	REC	YDS	AVG	TD	TD Yds
8/30/14	ARKANSAS	0	0	0.0	0	--
9/6/14	SAN JOSÉ STATE	0	0	0.0	0	--
9/18/14	at Kansas State			DID NOT PLAY		
9/27/14	LOUISIANA TECH	0	0	0.0	0	--
10/4/14	LSU	1	22	22.0	0	--
10/11/14	at Mississippi State			DID NOT PLAY		
10/25/14	SOUTH CAROLINA			DID NOT PLAY		
11/1/14	at Ole Miss			DID NOT PLAY		
11/8/14	TEXAS A&M			DID NOT PLAY		
11/15/14	at Georgia			DID NOT PLAY		
11/22/14	SAMFORD	0	0	0.0	0	--
11/29/14	at Alabama	0	0	0.0	0	--
1/1/15	Wisconsin (Outback)	0	0	0.0	0	--

DATE	OPPONENT	REC	YDS	AVG	TD	TD Yds
9/5/15	vs. Louisville	0	0	0.0	0	--
9/12/15	JACKSONVILLE STATE			DID NOT PLAY		
9/19/15	at LSU	0	0	0.0	0	--
9/26/15	MISSISSIPPI STATE	0	0	0.0	0	--
10/3/15	SAN JOSE' STATE			DID NOT PLAY		
10/15/15	at Kentucky	1	9	9.0	0	--
10/24/15	at Arkansas	2	18	9.0	0	--
10/31/15	OLE MISS	2	55	27.5	0	--
11/7/15	* at Texas A&M	2	38	19.0	0	--
11/14/15	* GEORGIA	1	1	1.0	0	--
11/21/15	IDAHO	3	28	9.3	1	5
11/28/15	ALABAMA	1	3	3.0	0	--
12/30/15	vs. Memphis	2	25	12.5	0	--



**TYLER** #29  
**STOVALL** WR/H  
 6-1 • 212 • Jr. • 2L  
 Hokes Bluff, Ala. (Hokes Bluff)  
 Business

**CAREER:** Has appeared in 26 games

**2015:** Second year as starting holder ... Academic All-America nominee ... SEC Academic Honor Roll and Academic Top Tiger

**2014:** Appeared in all 13 games as a holder ... SEC Academic Honor Roll and Academic Top Tiger

**2013:** Did not see varsity action while redshirting for the SEC Champions ... SEC First-Year Academic Honor Roll

**BASEBALL:** Second round selection of the Atlanta Braves in the 2008 major league draft ... left-handed pitcher in the Braves' organization from 2008-11 ... moved to Kansas City Royals' organization in 2011

**HIGH SCHOOL** Alabama Sports Writers Association Class 3A all-state punter for Coach Mike Robertson at Hokes Bluff ... Alabama Mr. Baseball for 2008 ... set state records for career wins (54) and strikeouts (673) ... class valedictorian

**PERSONAL:** Birthday is December 27 ... wife's name is Kristi ... son of Brian and Holly Stovall ... has one brother Brian and one sister Katie ... studying in the College of Business ... Chi Alpha Sigma honor society



**ELI** #12  
**STOVE** WR  
 6-0 • 177 • Fr. • HS  
 Niceville, Fla. (Niceville)  
 Engineering

**HIGH SCHOOL:** Elusive receiver with career receiving totals of 1,878 yards on 136 catches with 22 TD for Coach John Hicks at Niceville High, helping the Eagles to the regional finals ... 978 all-purpose yards and 11 TD as a senior ... Under Armour All-America Game ... first team Class 6A all-state and NWF Daily News all-area and Dandy Dozen ... Rivals and ESPN rate him among top 15 WR prospects ... also a track letterman

**PERSONAL:** Birthday is January 21 ... son of Langston and Felicia Stove ... has two brothers, Zac and Jon ... musician who plays several instruments ... studying in the College of Engineering



**MAURICE** #90  
**SWAIN JR.** DL  
 6-5 • 314 • Sr. • 1L  
 West Point, Ga. (Troup County)  
 University College

**2015:** Backup nose tackle ... eight tackles for the season ... saw his first action for Auburn vs. Louisville, recording a QB hurry ... one tackle vs. Jacksonville State ... starter at LSU, recording three tackles ... pair of stops vs. Ole Miss

**JUNIOR COLLEGE/HIGH SCHOOL:** Powerful defensive lineman from Mississippi Gulf Coast Community College who ranked among the Top 40 JUCO prospects nationally ... enrolled at Auburn in January ... helped Coach Chad Huff's Bulldogs to an 8-2 record and No. 7 national ranking ... NJCAA Region XXIII All-Region ... MACJC All-State First Team and conference MVP with 32 tackles, 6.5 TFL ... two time all-state and three-year captain at Troup County High for Coach Lynn Kendall ... 65 tackles, 15 TFL, 7 sacks as a senior ... Georgia vs. Florida Bowl

**PERSONAL:** Son of Shani Garrett and Maurice Swain ... has a brother, Markeece, and a sister, Maurissa ... birthday is July 25 ... studying in the University College

## SWAIN'S CAREER DEFENSIVE STATS

YEAR	G/GS	TT	UT	AT	TFL-YDS	OBS-YDS	FF/FR	PD	QBH
2015	12/1	8	3	5	0.0-0	0.0-0	0/0	1	3

## SWAIN'S CAREER GAME HIGH STATS

Tackles.....	3 at LSU	9/19/15
PBU .....	1 at Texas A&M	11/7/15

## SWAIN'S GAME-BY-GAME DEFENSIVE STATS

DATE	OPPONENT	TT	UT	AT	TFL-YDS	OBS-YDS
9/5/15	vs. Louisville	0	0	0	0.0-0	0.0-0
9/12/15	JACKSONVILLE STATE	1	0	1	0.0-0	0.0-0
9/19/15	* at LSU	3	0	3	0.0-0	0.0-0
9/26/15	MISSISSIPPI STATE	0	0	0	0.0-0	0.0-0
10/3/15	SAN JOSE' STATE	0	0	0	0.0-0	0.0-0
10/15/15	at Kentucky	1	1	0	0.0-0	0.0-0
10/24/15	at Arkansas	0	0	0	0.0-0	0.0-0
10/31/15	OLE MISS	2	2	0	0.0-0	0.0-0
11/7/15	at Texas A&M	1	0	1	0.0-0	0.0-0
11/14/15	GEORGIA	0	0	0	0.0-0	0.0-0
11/21/15	IDAHO	0	0	0	0.0-0	0.0-0
11/28/15	ALABAMA	0	0	0	0.0-0	0.0-0
12/30/15	vs. Memphis	0	0	0	0.0-0	0.0-0

# Player Bios



**KEENAN SWEENEY** #42  
FB  
6-0 • 237 • So. • SQ  
Snellville, Ga. (Brookwood)  
Science and Math

**2015:** Did not see any game action ... SEC Academic Honor Roll and Academic Top Tiger

**2014:** Redshirted for the Tigers ... Academic Top Tiger ... SEC first-year academic honor roll

**HIGH SCHOOL:** High School Coach: Mark Crews ... two-year starter for the Broncos ... Gwinnett County player of the week ... Gwinnett County all-star game participant ... also a state finalist in swimming ... honors graduate

**PERSONAL:** Birthday is December 29 ... son of John and Patricia Sweeney ... dad was a fullback at Notre Dame ... has six siblings: Allyson, Conor, Aidan, Devan, Tegan and Reagan ... Allyson swam for Texas A&M, while Conor and Aidan both swim at Georgia ... studying in the College of Science and Math



**MARSHALL TAYLOR** #26  
DB  
6-3 • 191 • Sr. • TR  
Cordele, Ga. (Crisp County)  
Graduate/Education

**PRIOR TO AUBURN:** Played in 11 games, making 10 starts during the 2015 season at Miami (Ohio) ... totaled 39 tackles ... had an interception and a season-high nine tackles at Wisconsin ... also had a pick-six against Akron ... In 2014, played in and started 12 games ... finished the season with 30 tackles, one interception and nine pass breakups ... had a season-high six tackles at Buffalo ... recorded five tackles and an interception versus UMass ... had two tackles and two pass breakups versus Ohio ... Redshirted the 2013 season ... Appeared in all but one game in 2012 as a true freshman, starting five of the last seven ... led all Miami freshmen with 40 tackles ... registered three tackles in the RedHawks' upset victory over Ohio ... recorded seven tackles at Boise State ... had a season-high eight tackles against Cincinnati ... had three stops in the season opener at Ohio State in his collegiate debut

**HIGH SCHOOL:** First-team all-region and second-team All-Middle Georgia as a senior for Coach Lee Campbell's Crisp County Cougars ... intercepted 11 passes in three letter-winning seasons ... the Cougar basketball team made it to Georgia's Sweet Sixteen as Taylor starred at forward ... Beta Club member

**PERSONAL:** Birthday is December 10 ... the son of Marshall Taylor Sr. and Rosie Howard ... received his bachelor's degree from Miami in sports leadership and management with a minor in gerontology in May, 2016 ... working toward a master's degree in the College of Education

## TAYLOR'S CAREER DEFENSIVE STATS

YEAR	G/GS	TT	UT	AT	TFL-YDS	QBS-YDS	FF/FR	PD	I/YDS
2012	11/10	40	26	14	0-0	0-0	0/0	1	0-0
2013	2/xx	REDSHIRTED							
2014	12/12	30	22	8	1-1	0-0	0/0	9	1-13
2015	11/10	39	30	9	0-0	0-0	0/0	2	2-31
Total	36/32	109	78	31	1-1	0-0	0/0	12	3-44

## TAYLOR'S CAREER GAME HIGH STATS

Tackles.....	8 at Cincinnati	10/6/12
Interceptions.....	1 3x (last vs. Akron)	11/14/15
PBU .....	2 vs. Ohio	11/25/14



**DANIEL THOMAS** #24  
DB  
5-11 • 192 • Fr. • HS  
Montgomery, Ala. (Robert E. Lee)  
Business

**HIGH SCHOOL:** Speedy safety who recorded 87 tackles, five TFL, seven interceptions, two interception TD and three punt return TD as a senior for Coach Tyrone Rogers at Robert E. Lee High ... first team all-metro ... second team ASWA Class 7A all-state ... top 100 position prospect by Scout, 247 Sports ... National Honor Society ... also played basketball, track and tennis

**PERSONAL:** Birthday is July 1 ... son of Regina and Stanley Thomas ... has three brothers, Davy, Mario and Joshua ... studying in the College of Business



**JACKSON THOMAS** #56  
LB  
5-11 • 221 • Sr. • SQ  
Birmingham, Ala. (Briarwood Christian)  
Engineering

**AT AUBURN:** First joined the football program as a walk-on in 2013 ... has not seen varsity action

**HIGH SCHOOL:** Team captain for Coach Fred Yancey at Briarwood Christian ... advanced to state final in 2010 ... recipient of Matt Johnson Character and Courage Award ... also played lacrosse for two seasons ... inducted to Mu Alpha Theta for academic achievement in mathematics ... received Presidential Service (2009, 2011) and Social Leadership (2009) awards

**PERSONAL:** Birthday is September 29 ... wife's name is Kathryn ... son of Alan and Sabrina Thomas ... has two brothers, David and Jonathan ... grandfather played football at Vanderbilt ... studying in the College of Engineering ... Chi Alpha Sigma honor society



**TRE' THREAT** #42  
LB  
6-1 • 240 • Fr. • HS  
Mobile, Ala. (Spanish Fort)  
Education

**HIGH SCHOOL:** Hard-hitting tackler who can play inside or out ... January enrollee in exercise science ... two-year all-county and second team all-state ... recorded 252 tackles, 26 TFL, 12 sacks, 29 QB hurries, 3 forced fumbles, 4 fumble recoveries, 1 interception and scored two defensive touchdowns for Coach Ben Blackmon at Spanish Fort High ... Toros were 15-0 and won 6A state title ... Under Armour All-America Game ... USA Today, MaxPreps All-America ... Rivals top 15 ILB ... ESPN top 20 OLB ... USA Today all-state ... also a baseball and track letterman ... active in Fellowship of Christian Athletes

**PERSONAL:** Son of Wendy Smith and Shantee' Threat ... has two siblings, Aaron and Kaylie ... birthday is October 21 ... studying in the College of Education

# Player Bios



**C.J. TOLBERT** #48  
**RB**  
 5-7 • 195 • So. • HS  
 Dadeville, Ala. (Dadeville)  
 Education

**HIGH SCHOOL:** Class 4A finalist for Alabama Mr. Football for Coach Richard White at Dadeville High ... first team Class 4A all-state ... 1,115 yards and 16 TD passing, 1,543 yards and 27 TD rushing as a senior ... 2013 Opelika-Auburn News breakout player of the year ... also a basketball and baseball letterman ... played quarterback at Harding University after high school

**PERSONAL:** Birthday is July 26 ... son of Christopher and Vanessa Tolbert ... has one sister, Kristen ... father played baseball at AUM and mother played softball at Enterprise State ... studying in the College of Education



**CAMERON TONEY** #47  
**LB**  
 6-1 • 244 • Jr. • 1L  
 Huntsville, Ala. (Huntsville)  
 Education

**2015:** Reserve linebacker ... starter at LSU, recording three tackles in his first action of the season

**2014:** Saw first career snaps against San Jose' State ... also saw game action against Samford

**2013:** Did not see varsity action while redshirting for the SEC Champions

**HIGH SCHOOL:** Athletic linebacker with plenty of skills ... recorded 107 tackles as a senior for Coach Scott Sharp at Huntsville High ... tallied 122 tackles as a junior ... AL.com Top 15 A-List ... ranked No. 23 by Scout ... No. 14 in Alabama, No. 21 LB by 247Sports ... Huntsville Times Elite Team ... Class 6A Alabama honorable mention all-state ... PrepStar all-Southeast

**PERSONAL:** Birthday is November 13 ... son of Taryn Toney ... studying in the College of Education

## TONEY'S CAREER DEFENSIVE STATS

YEAR	G/GS	TT	UT	AT	TFL-YDS	OBS-YDS	FF/FR	PD	I/YDS
2014	2/0	2	0	2	0.0-0	0.0-0	0/0	0	0/0
2015	1/1	3	0	3	0.0-0	0.0-0	0/0	0	0/0
Total	3/1	5	0	5	0.0-0	0.0-0	0/0	0	0/0

## TONEY'S CAREER GAME HIGH STATS

Tackles.....3 at LSU 9/19/15

## TONEY'S GAME-BY-GAME DEFENSIVE STATS

DATE	OPPONENT	TT	UT	AT	PD	INT-YDS
8/30/14	ARKANSAS			DID NOT PLAY		
9/6/14	SAN JOSE STATE	2	0	2	0	0-0
9/18/14	at Kansas State			DID NOT PLAY		
9/27/14	LOUISIANA TECH			DID NOT PLAY		
10/4/14	LSU			DID NOT PLAY		
10/11/14	at Mississippi State			DID NOT PLAY		
10/25/14	SOUTH CAROLINA			DID NOT PLAY		
11/1/14	at Ole Miss			DID NOT PLAY		
11/8/14	TEXAS A&M			DID NOT PLAY		
11/15/14	at Georgia			DID NOT PLAY		
11/22/14	SAMFORD			DID NOT PLAY		
11/29/14	at Alabama			DID NOT PLAY		
1/1/15	Wisconsin (Outback)			DID NOT PLAY		

DATE	OPPONENT	TT	UT	AT	TFL-YDS	OBS-YDS
9/5/15	vs. Louisville					
9/12/15	JACKSONVILLE STATE					
9/19/15	* at LSU	3	0	3	0.0-0	0.0-0
9/26/15	MISSISSIPPI STATE					
10/3/15	SAN JOSE STATE					
10/15/15	at Kentucky					
10/24/15	at Arkansas					
10/31/15	OLE MISS					
11/7/15	at Texas A&M					
11/14/15	GEORGIA					
11/21/15	IDAHO					
11/28/15	ALABAMA					
12/30/15	vs. Memphis					



**STANTON TRUITT** #10  
**WR**  
 5-9 • 185 • So. • 1L  
 Atlanta, Ga. (Monroe Area)  
 Education

**2015:** Reserve wide receiver ... 13-yard reception from Jeremy Johnson at LSU ... started vs. Mississippi State and Arkansas ... missed Ole Miss game with shoulder injury, requiring surgery

**2014:** Saw action against Louisiana Tech and LSU ... had one catch for 12 yards against LA Tech ... had one reception against LSU ... missed rest of season due to injury

**HIGH SCHOOL:** Versatile offensive prospect with a number of skills ... graduated early and enrolled at Auburn in January ... rushed for 1,551 yards, 24 TD at QB for the 11-1 Purple Hurricanes ... high school coach was Matt Fligg ... Region 8 and Monroe Area athlete of the year, all-state honorable mention ... member of state champion 4x100 relay team ... Rivals No. 16 WR ... 247sports No. 17 WR ... Scout Top 70 WR ... ESPN No. 24 WR, Top 200 overall ... PrepStar Top 20 athlete

**PERSONAL:** Birthday is October 29 ... son of Stan Truitt ... father played football at Arkansas and uncle Mike Truitt played at Florida State ... has two siblings, Daivon Deans (a student at MIT) and Myles Jack (a former student-athlete at UCLA) ... studying in the College of Education

## TRUITT'S CAREER RECEIVING STATS

YEAR	G/GS	NO	YDS	AVG	TD	LPI/OPPONENT
2014	2/0	2	13	6.5	0	12/LSU
2015	6/2	1	13	13.0	0	13/LSU
Total	8/2	3	26	8.7	0	13/LSU

## TRUITT'S CAREER RUSHING STATS

YEAR	G/GS	NO	YDS	AVG	TD	LPI/OPPONENT
2015	6/	6	28	4.7	0	19/LSU

## TRUITT'S CAREER GAME HIGH STATS

Receptions .....	1	3x (last at LSU)	9/19/15
Receiving Yds....	13	at LSU	9/19/15
Rec. Long.....	13	at LSU	9/19/15
Rush Attempts .....	2	3x (last at Arkansas)	10/24/15
Rush Yards.....	24	at LSU	9/19/15
Rush Long.....	19	at LSU	9/19/15

# Player Bios

## TRUITT'S GAME-BY-GAME RECEIVING STATS

DATE	OPPONENT	REC	YDS	AVG	TD	TD Yds
8/30/14	ARKANSAS			DID NOT PLAY		
9/6/14	SAN JOSE STATE			DID NOT PLAY		
9/18/14	at Kansas State			DID NOT PLAY		
9/27/14	LOUISIANA TECH	1	12	12.0	0	--
10/4/14	LSU	1	1	1.0	0	--
10/11/14	at Mississippi State			DID NOT PLAY		
10/25/14	SOUTH CAROLINA			DID NOT PLAY		
11/1/14	at Ole Miss			DID NOT PLAY		
11/8/14	TEXAS A&M			DID NOT PLAY		
11/15/14	at Georgia			DID NOT PLAY		
11/22/14	SAMFORD			DID NOT PLAY		
11/29/14	at Alabama			DID NOT PLAY		

DATE	OPPONENT	REC	YDS	AVG	TD	TD Yds
9/5/15	vs. Louisville	0	0	0.0	0	--
9/12/15	JACKSONVILLE STATE	0	0	0.0	0	--
9/19/15	at LSU	1	13	13.0	0	--
9/26/15	* MISSISSIPPI STATE	0	0	0.0	0	--
10/3/15	SAM JOSE' STATE			DID NOT PLAY		
10/15/15	at Kentucky	0	0	0.0	0	--
10/24/15	* at Arkansas	0	0	0.0	0	--
10/31/15	OLE MISS			DID NOT PLAY		
11/7/15	at Texas A&M			DID NOT PLAY		
11/14/15	GEORGIA			DID NOT PLAY		
11/21/15	IDAHO			DID NOT PLAY		
11/28/15	ALABAMA			DID NOT PLAY		
12/30/15	vs. Memphis			DID NOT PLAY		

## TRUITT'S GAME-BY-GAME RUSHING STATS

DATE	OPPONENT	ATT	YDS	AVG	TD	TD Yds
9/25/15	vs. Louisville	0	0	0.0	0	--
9/12/15	JACKSONVILLE STATE	0	0	0.0	0	--
9/19/15	at LSU	2	24	12.0	0	--
9/26/15	* MISSISSIPPI STATE	2	5	2.5	0	--
10/3/15	SAN JOSE' STATE			DID NOT PLAY		
10/15/15	at Kentucky	0	0	0.0	0	--
10/24/15	* at Arkansas	2	-1	-1.0	0	--
10/31/15	OLE MISS			DID NOT PLAY		
11/7/15	at Texas A&M			DID NOT PLAY		
11/14/15	GEORGIA			DID NOT PLAY		
11/21/15	IDAHO			DID NOT PLAY		
11/28/15	ALABAMA			DID NOT PLAY		
12/30/15	vs. Memphis			DID NOT PLAY		



**ZACH WADE** #68  
LS

5-10 • 218 • So. • RS  
Bremen, Ga. (Bremen)  
Architecture

**2015:** Backup at long snapper ... has not seen action this season

**2014:** Did not see action for the Tigers

**HIGH SCHOOL:** Long snapper with good footwork and balance who played at Bremen High ... High School Coach: Scott Hodges ... finalist for Georgia snapper of the year ... standout at a number of specialist camps

**PERSONAL:** Birthday is February 25 ... son of Lauria Arnett and Michael Wade ... father attended Auburn and brother Jay pitched for the Auburn baseball team (2011-14) ... studying in the College of Architecture



**GARY WALKER** #97  
DL

5-11 • 269 • RFr. • RS  
Toccoa, Ga. (Stephens County)  
Agriculture

**2015:** Redshirted; did not see any game action

**HIGH SCHOOL:** Selected as MVP on defense for Coach Frank Barden at Stephens County High ... state runner-up in wrestling ... four-year track letterman ... golden mastery cords for all As his senior year

**PERSONAL:** Birthday is September 7 ... son of Sabrina and Gary Walker ... father played at Auburn and 11 years in the NFL ... has three siblings: Gavin, Garrison and Samara ... studying in the College of Agriculture



**PRINCE TEGA WANOGHO JR.** #76  
OL

6-8 • 282 • RFr. • RS  
Elmore, Ala. (Edgewood Academy)  
Business

**2015:** Redshirted while recovering from injury ... Academic Top Tiger and SEC first-year Academic Honor Roll

**HIGH SCHOOL:** Outstanding line prospect with unlimited potential ... played his senior season for Coach Bobby Carr at Edgewood Academy ... AL.com A-List ... Rivals, Scout, 247 Sports and ESPN rank him among the top 10 prospects in Alabama ... listed in 247 Sports and Rivals top 10 strong-side defensive ends ... also played basketball ... an accomplished swimmer

**PERSONAL:** Son of Prince Philip U.D. and Princess Onome Wanogho ... siblings: Kelvin, Tina, Princess, Dolly, Joy, Mimi, Gloria and Victoria ... birthday is November 22 ... studying in the College of Business



# Player Bios



**SEAN** **#13**  
**WHITE** **QB**  
 6-0 • 200 • So. • 1L  
 Boca Raton, Fla. (University Nova South)  
 Business

**2015:** Started five games in middle of season before suffering injury against Arkansas ... first Auburn freshman QB to make his first start in an SEC game since Jeff Klein at Tennessee in 1999 ... first Auburn quarterback to throw for 250 or more yards in three consecutive games since Dameyune Craig in 1997 and the first AU freshman to ever accomplish the feat ... Auburn freshmen had thrown for at least 250 yards in a game only five times in Auburn history prior to 2015 ... Only the second freshman QB to throw for at least 250 yards in multiple games in Auburn history, joining Stan White, who topped the mark four times in 1990 ... With the win at Kentucky, White was the first Auburn freshman quarterback to win an SEC road game since Jason Campbell at Vanderbilt in 2001 ... Owns the second-best passing performance by a freshman QB at Auburn with 258 yards passing (12-28, 1 TD, 1 INT) vs. Ole Miss ... first college action came in his first start vs. Mississippi State ... 20-28 passing for 188 yards with one INT vs. the Bulldogs, along with 29 yards rushing ... 6-10 for 108 yards passing vs. San José State, and added 18 yards rushing ... 19-32 for 254 yards at Arkansas ... 12-28 for 258 yards with one INT vs. Ole Miss; threw first TD pass, 47 yards to Ricardo Louis ... had 94 consecutive pass attempts w/o interception ... did not see action at Texas A&M due to injury ... limited action vs. Georgia, with 1-5 passing ... did not play vs. Idaho or Alabama ... starter in Birmingham Bowl vs. Memphis

**2014:** Redshirted but served as third quarterback ... Academic Top Tiger

**HIGH SCHOOL:** Talented signalcaller with a strong arm and great accuracy in the passing game ... passed for 2,679 yards, 30 TD his senior year for the 10-3 University School at Nova South ... high school coach was Roger Harriott ... Under Armour All-American Game MVP... Elite 11 camp MVP, first team all-Broward, Orlando Sentinel Florida Top 100 ... ranks second all-time among Broward County passers ... Rivals No. 4 QB, Top 115 nationally ... 247sports No. 6 QB, Top 100 overall ... Scout Top 25 QB ... ESPN No. 2 QB, Top 50 overall ... PrepStar all-Southeast

**PERSONAL:** Son of Leah White and Don White ... has a brother Drew and a sister Kelly ... birthday is November 10 ... studying in the College of Business

## WHITE'S CAREER PASSING STATS

YEAR	G/GS	CMP	ATT	PCT	YDS	INT	TD	LP/OPPONENT
2014		REDSHIRTED						
2015	7/6	83	143	58.0	1166	4	1	47/Ole Miss

## WHITE'S CAREER RUSHING STATS

YEAR	G/GS	NO	YDS	AVG	TD	LP/OPPONENT
2014		REDSHIRTED				
2015	7/6	30	35	1.2	0	31/Mississippi State

## WHITE'S CAREER GAME HIGH STATS

Completions .....	20	Mississippi State	9/26/15
Pass Attempts.....	32	at Arkansas	10/24/15
Pass Yards .....	258	Ole Miss	10/31/15
Pass Yards (quarter)			
.....	145	at Arkansas (4th Q.)	10/24/15
Pass TDs.....	1	Ole Miss	10/31/15
Interceptions.....	2	vs. Memphis	12/30/15
Pass Long .....	47	Ole Miss	10/31/15
Rush Attempts ...	11	Mississippi State	9/26/15
Rush Yards .....	29	Mississippi State	9/26/15
Rush Long .....	31	Mississippi State	9/26/15
150-Yd Pass .....	4	last: Ole Miss	10/31/15

## WHITE'S GAME-BY-GAME PASSING STATS

DATE	OPPONENT	CMP	ATT	YDS	INT	TD	TD Passes
9/5/15	vs. Louisville						DID NOT PLAY
9/12/15	JACKSONVILLE STATE						DID NOT PLAY
9/19/15	at LSU						DID NOT PLAY
9/26/15	* MISSISSIPPI STATE	20	28	188	1	0	--
10/3/15	* SAN JOSE STATE	6	10	108	0	0	--
10/15/15	* at Kentucky	17	27	255	0	0	--
10/24/15	* at Arkansas	19	32	254	0	0	--
10/31/15	* OLE MISS	12	28	258	1	1	47
11/7/15	at Texas A&M						DID NOT PLAY
11/14/15	GEORGIA	1	5	1	0	0	--
11/21/15	IDAHO						DID NOT PLAY
11/28/15	ALABAMA						DID NOT PLAY
12/30/15	* vs. Memphis	8	13	102	2	0	--

## WHITE'S GAME-BY-GAME RUSHING STATS

DATE	OPPONENT	ATT	YDS	AVG	TD	TD Yds
9/5/15	vs. Louisville					
9/12/15	JACKSONVILLE STATE					
9/19/15	at LSU					
9/26/15	* MISSISSIPPI STATE	11	29	2.6	0	--
10/3/15	* SAN JOSE STATE	4	18	4.5	0	--
10/15/15	* at Kentucky	6	7	1.2	0	--
10/24/15	* at Arkansas	3	-6	-2.0	0	--
10/31/15	* OLE MISS	4	-6	-1.5	0	--
11/7/15	at Texas A&M					
11/14/15	GEORGIA	1	-7	-7.0	0	--
11/21/15	IDAHO					
11/28/15	ALABAMA					
12/30/15	* vs. Memphis	1	0	0	0	--



**ANDREW** **#79**  
**WILLIAMS** **DL**  
 6-4 • 289 • So. • 1L  
 McDonough, Ga. (Eagle's Landing Christian)  
 Business

**2015:** Redshirt freshman at defensive tackle ... saw his first action against Louisville ... first career tackle recorded at Kentucky ... sack, two tackles vs. Idaho

**2014:** Redshirted for the Tigers ... Academic Top Tiger

**HIGH SCHOOL:** Big-bodied pass rusher with strong work ethic ... 66 tackles, 36 TFL, 10 sacks as a senior ... 1A defensive player of the year ... helped ELCA to the 2012 state title and a state semifinal berth in 2013 ... high school coach was Jonathan Gess ... O-D All-American Bowl ... Class 1A state discus champion and shot put runner-up ... county athlete of the year ... Rivals No. 12 DE ... 247sports No. 12 DE

**PERSONAL:** Son of Kelly Williams and Tyrone Williams ... older brother Anthony played at Georgia Tech and Troy ... birthday is December 13 ... studying in the College of Business

## WILLIAMS' CAREER DEFENSIVE STATS

YEAR	G/GS	TT	UT	AT	TFL-YDS	QBS-YDS	FF/FR	PD	IYDS
2015	13/0	4	1	3	1.0-7	1.0-7	0/0	0	0/0

## WILLIAMS' CAREER GAME HIGH STATS

Tackles.....	2	Idaho	11/21/15
Sacks.....	1.0	Idaho	11/21/15
TFL .....	1.0	Idaho	11/21/12

## A. WILLIAMS' GAME-BY-GAME DEFENSIVE STATS

DATE	OPPONENT	TT	UT	AT	TFL-YDS	QBS-YDS
9/5/15	vs. Louisville	0	0	0	0.0-0	0.0-0
9/12/15	JACKSONVILLE STATE	0	0	0	0.0-0	0.0-0
9/19/15	at LSU	0	0	0	0.0-0	0.0-0
9/26/15	MISSISSIPPI STATE	0	0	0	0.0-0	0.0-0
10/3/15	SAN JOSE STATE	0	0	0	0.0-0	0.0-0
10/15/15	at Kentucky	1	0	1	0.0-0	0.0-0
10/24/15	at Arkansas	0	0	0	0.0-0	0.0-0

# Player Bios

10/31/15	OLE MISS	0	0	0	0.0-0	0.0-0
11/7/15	at Texas A&M	0	0	0	0.0-0	0.0-0
11/14/15	GEORGIA	0	0	0	0.0-0	0.0-0
11/21/15	IDAHO	2	1	1	1.0-7	1.0-7
11/28/15	ALABAMA	0	0	0	0.0-0	0.0-0
12/30/15	vs. Memphis	0	0	0	0.0-0	0.0-0



**DARRELL** #49  
**WILLIAMS** LB  
 6-2 • 231 • So. • 1L  
 Hoover, Ala. (Hoover)  
 Liberal Arts

**2015:** True freshman mike linebacker ... saw his first action against Louisville ... played in nine games ... Academic Top Tiger

**HIGH SCHOOL:** Three-year starter who led Coach Josh Niblett's Bucs to their third straight state title ... two interceptions and a fumble recovery in the Under Armour All-America Game ... Alabama-Mississippi All-Star Game ... finalist for Class 7A lineman of the year ... all-state as a sophomore, junior and senior ... AL.com A-List ... Rivals ranks him the No. 5 prospect in Alabama ... top 10 OLB by Scout and Rivals ... PrepStar all-South ... also a basketball and track letterman ... received student of the month and exemplary conduct recognition

**PERSONAL:** Son of Sherry Wells and Darrell Williams Sr. ... has two sisters, Avis and Destiny ... birthday is June 17 ... studying in the College of Liberal Arts

## D. WILLIAMS' GAME-BY-GAME DEFENSIVE STATS

DATE	OPPONENT	TT	UT	AT	TFL-YDS	QBS-YDS
9/5/15	vs. Louisville	0	0	0	0.0-0	0.0-0
9/12/15	JACKSONVILLE STATE				DID NOT PLAY	
9/19/15	at LSU	0	0	0	0.0-0	0.0-0
9/26/15	MISSISSIPPI STATE	0	0	0	0.0-0	0.0-0
10/3/15	SAN JOSE' STATE	0	0	0	0.0-0	0.0-0
10/15/15	at Kentucky	0	0	0	0.0-0	0.0-0
10/24/15	at Arkansas	0	0	0	0.0-0	0.0-0
10/31/15	OLE MISS	0	0	0	0.0-0	0.0-0
11/7/15	at Texas A&M				DID NOT PLAY	
11/14/15	GEORGIA				DID NOT PLAY	
11/21/15	IDAHO	0	0	0	0.0-0	0.0-0
11/28/15	ALABAMA				DID NOT PLAY	
12/30/15	vs. Memphis	0	0	0	0.0-0	0.0-0



**TRE'** #30  
**WILLIAMS** LB  
 6-2 • 240 • Jr. • 2L  
 Mobile, Ala. (St. Paul's Episcopal)  
 Liberal Arts

**2015:** Rotates with Kris Frost at WLB ... 51 tackles for season ... five tackles vs. Louisville ... career-best 10 tackles at LSU ... starter vs. Mississippi State, recording three tackles and a TFL before leaving with a knee injury ... did not play against San José State ... TFL, four tackles at Kentucky ... four tackles, TFL vs. Ole Miss ... four tackles at Texas A&M ... four tackles, TFL vs. Georgia ... fumble recovery, seven solo tackles vs. Idaho ... eight tackles vs. Alabama ... SEC Academic Honor Roll and Academic Top Tiger

**2014:** Played in 13 games with one start ... made first career start against LSU ... totaled seven tackles against Louisiana Tech ... had two tackles against San Jose State ... added two tackles in Samford win ... one stop against both LSU and Mississippi State ... three tackles vs. Wisconsin in Outback Bowl ... four tackles in Birmingham Bowl ... SEC first-year academic honor roll

**HIGH SCHOOL:** Instinctive athlete who can play sideline to sideline ... St. Paul's

career tackle leader; 119 tackles as a senior ... all-state, all-region as a junior and senior ... high school coach was Steve Mask ... Under Armour All-American Game, Alabama-Mississippi All-Star Game ... Mobile Press-Register Male Athlete of the Year, Coastal Alabama defensive player of the year, AL.com A-List ... shot put state champion as a junior and 2014 state 5A player of the year in basketball ... Parade All-America honorable mention ... 247sports No. 1 LB, No. 22 overall ... Rivals No. 2 LB, Top 25 nationally ... Scout No. 2 LB, No. 33 overall ... ESPN No. 4 LB, Top 70 overall ... MaxPreps All-America

**PERSONAL:** Son of Charleste Vaughn McMillian ... birthday is March 3 ... studying in the College of Liberal Arts

## T. WILLIAMS' CAREER DEFENSIVE STATS

YEAR	G/GS	TT	UT	AT	TFL-YDS	QBS-YDS	FF/FR	PD	QBH
2014	13/1	16	9	7	0.0-0	0.0-0	0/0	0	1
2015	12/3	55	27	28	4.0-4	0.0-0	0/1	0	2
Total	25/4	71	36	35	4.0-4	0.0-0	0/1	0	3

## T. WILLIAMS' CAREER GAME HIGH STATS

Tackles.....	10	at LSU	9/19/15
TFL.....	1.0	4x (last vs. Georgia)	11/14/15
FR.....	1	Idaho	11/21/15

## T. WILLIAMS' GAME-BY-GAME DEFENSIVE STATS

DATE	OPPONENT	TT	UT	AT	PD	INT-YDS
8/30/14	ARKANSAS	0	0	0	0	0-0
9/6/14	SAN JOSE' STATE	2	1	1	0	0-0
9/18/14	at Kansas State	0	0	0	0	0-0
9/27/14	LOUISIANA TECH	7	4	3	0	0-0
10/4/14	* LSU	1	0	1	0	0-0
10/11/14	at Mississippi State	1	0	1	0	0-0
10/25/14	SOUTH CAROLINA	0	0	0	0	0-0
11/1/14	at Ole Miss	0	0	0	0	0-0
11/8/14	TEXAS A&M	0	0	0	0	0-0
11/15/14	at Georgia	0	0	0	0	0-0
11/22/14	SAMFORD	2	2	0	0	0-0
11/29/14	at Alabama	0	0	0	0	0-0
1/1/15	Wisconsin (Outback)	3	2	1	0	0-0

DATE	OPPONENT	TT	UT	AT	TFL-YDS	QBS-YDS
9/5/15	vs. Louisville	5	1	4	0.0-0	0.0-0
9/12/15	JACKSONVILLE STATE	1	1	0	0.0-0	0.0-0
9/19/15	at LSU	10	2	8	0.0-0	0.0-0
9/26/15	* MISSISSIPPI STATE	3	1	2	1.0-1	0.0-0
10/3/15	SAN JOSE' STATE				DID NOT PLAY	
10/15/15	at Kentucky	4	2	2	1.0-1	0.0-0
10/24/15	* at Arkansas	1	1	0	0.0-0	0.0-0
10/31/15	* OLE MISS	4	1	3	1.0-1	0.0-0
11/7/15	at Texas A&M	4	1	3	0.0-0	0.0-0
11/14/15	GEORGIA	4	2	2	1.0-1	0.0-0
11/21/15	IDAHO	7	7	0	0.0-0	0.0-0
11/28/15	ALABAMA	8	7	1	0.0-0	0.0-0
12/30/15	vs. Memphis	4	1	3	0.0-0	0.0-0

# Head Coach Gus Malzahn



In three years as head coach at Auburn, Gus Malzahn has led the Tigers to a 27-13 record, three bowl games, a Southeastern Conference Championship and an appearance in the BCS National Championship Game in 2013.

Malzahn, 36-16 in four seasons as a head coach, has won or played for a conference title in six of his 10 seasons as a college coach, including winning a conference crown in three of the last six seasons with Auburn in 2010 and 2013 and Arkansas State in 2012.

The 2013 Bear Bryant, Bobby Bowden, Eddie Robinson, Home Depot, Sporting News, SB Nation, Liberty Mutual and Associated Press National Coach of the Year, Malzahn earned SEC Coach of the Year honors after guiding Auburn to the biggest turnaround in SEC history.

He led the Tigers to a 12-2 record and one of the most memorable seasons in school history in 2013, with historic wins over Georgia and Alabama and a record-setting SEC Championship win over Missouri. He became just the third coach in SEC history to win an SEC title in his first year at a school, joining LSU's Bernie Moore in 1935 and Ole Miss' John Vaught in 1947.

Malzahn's second squad finished with an 8-5 record after navigating the nation's most difficult schedule. In his three seasons, Auburn has faced the nation's most difficult schedule and it was no different in 2015. The youthful Tigers, which lost 14 players to the NFL from the previous season, faced 11 bowl teams en route to a Birmingham Bowl victory over Memphis.

One of the most innovative offensive minds in football, Malzahn's high-powered offense has accounted for an average of 452.3 yards total offense and 34.2 points per game over three seasons.

He has produced 12 1,000-yard rushers in 10 seasons as a college head coach/coordinator, at least one in each season, including Heisman Trophy finalist Tre Mason (1,816) and Nick Marshall (1,068) in 2013 and Cameron-Artis Payne (1,608) in 2014. Malzahn has also had five 1,000-yard receivers and three 3,000-yard passers. He has had two 1,000-yard rushers in the same season three times: 2013 (Auburn), 2010 (Auburn) and 2006 (Arkansas). His 2007 Tulsa team had three 1,000-yard receivers.

In 2013, Auburn led the nation in rushing at 328.3 yards per game (the first SEC team ever to do so), and the Tigers have been the SEC's top rushing team over the last three years, averaging 260.2 yards a contest.

Auburn was just the second team in SEC history to gain more than 7,000 yards of total offense in a season in 2013, finishing the year with 7,018 yards; the other was Texas A&M in 2012.

The Tigers set a school record with 48 rushing touchdowns in 2013 and set a school record against SEC opponents with 677 yards of total offense vs. No. 5 Missouri in the SEC Championship Game. The Tigers set SEC Championship Game team records with 26 rushing first downs, 74 rushing attempts, 545 rushing yards and seven rushing touchdowns.

Tre Mason, a Heisman Trophy finalist and SEC Player of the Year in 2013, ranked third in the nation with 23 touchdowns, was fifth nationally with 1,816 yards rushing, sixth with 10.7

## PERSONAL

**Hometown** Fort Smith, Arkansas  
**Wife** Kristi  
**Children** daughters: Kylie and Kenzie

## EDUCATION

**College** Henderson State University (1990)

## PLAYING EXPERIENCE

**1984-85** Arkansas (wide receiver)  
**1988-89** Henderson State (receiver, punter)

## COACHING EXPERIENCE

**1991-95** **Hughes (Ark.) High School**  
*Defensive Coordinator (1991)*  
*Head Coach (1992-95)*

**1996-2000** **Shiloh (Ark.) High School**  
*Head Coach*

**2001-05** **Springdale (Ark.) High School**  
*Head Coach*

**2006** **Arkansas**  
*Offensive Coordinator/Wide Receivers*

**2007-08** **Tulsa**  
*Assistant Head Coach*  
*Co-Offensive Coordinator/Quarterbacks*

**2009-11** **Auburn**  
*Offensive Coordinator/Quarterbacks*

**2012** **Arkansas State**  
*Head Coach*

**2013-** **Auburn**  
*Head Coach*

## BOWL EXPERIENCE

Player – 1984 Liberty, 1985 Holiday  
 Coach – 2007 Capital One, 2008 GMAC, 2009 GMAC, 2010 Outback, 2011 BCS National Championship Game, 2012 Chick-fil-A Bowl, 2014 BCS National Championship Game, 2015 Outback, 2015 Birmingham

points per game, sixth with 169.57 all-purpose yards per game and eighth with 129.7 rushing yards per game. Mason set the Auburn single-season record with 1,816 rushing yards and 2,374 all-purpose yards, is second with 317 rushing attempts. His 46 rushing attempts and 304 rushing yards vs. No. 5 Missouri set SEC Championship Game records and fell three yards shy of the Auburn record.

Four Auburn players were taken in the 2014 NFL Draft, including two first round picks; offensive tackle Greg Robinson No. 2 overall to the St. Louis Rams and defensive end Dee Ford No. 23 to the Kansas City Chiefs. Mason was a third round selection by the Rams while fullback Jay Prosch was a sixth round pick by the Houston Texans.

In his three seasons at Auburn, Malzahn has coached four All-Americans: running back Tre Mason and return specialist Chris Davis in 2013, center Reese Dismukes in 2014, and place kicker Daniel Carlson in 2015. Dismukes was also named the Rimington Award winner as the nation's top center in 2014 and Carlson was a Lou Groza Award finalist in 2015.

Malzahn, who won the Broyles Award as the nation's top assistant coach in 2010 while helping the Tigers to the national

# Head Coach Gus Malzahn

title, returned to Auburn after serving as the head coach at Arkansas State in 2012, where he led the program to the Sun Belt Conference title.

As offensive coordinator, Malzahn made an immediate impact during his tenure at Auburn, highlighted by a record-setting offense in 2010 when the Tigers finished 14-0 and claimed the school's first national title since 1957.

Malzahn's arrival in 2009 and style of offense marked a drastic turnaround from the 2008 season when Auburn struggled offensively. In a two-year period, the Tigers improved from a tie for 110th to seventh in the nation in scoring offense (from 17.3 to 41.2) and from 104th to seventh in total offense.

The 2010 Auburn offense set nine school records, while leading the SEC and finished in the top 10 nationally in six statistical categories. He coached Heisman Trophy winner Cam Newton, who had one of the best single-season performances at the position in college football history. Newton threw for 2,908 yards and 30 touchdowns, while rushing for 1,586 yards and 20 TDs. Newton, the No. 1 overall draft pick in the 2011 NFL Draft, also won the Davey O'Brien, Manning and Maxwell Awards.

During two seasons (2007-08) at Tulsa, Malzahn's offenses were among the nation's finest, ranking first nationally in total offense. Tulsa's offense in 2007 established nine team and 12 individual school records; the 2008 Tulsa offense averaged 569.9 yards per game and was second nationally averaging 47.2 points per games.

Malzahn spent one season at Arkansas as offensive coordinator, coaching Heisman Trophy runner-up Darren McFadden and helping the SEC West champion Razorbacks finish fourth nationally in rushing offense.

Malzahn's coaching career began in his home state of Arkansas at the high school level. In 14 seasons as a high school head coach, Malzahn led seven teams to the state championship game and won three titles. In July 2013, he was inducted into the Arkansas High School Sports Hall of Fame.

Malzahn is married to the former Kristi Otwell and they are the parents of two daughters, Kylie and Kenzie.

## Malzahn Year-By-Year

### HEAD COACH

Year	School	Record	Conf.	Notes
2012	Arkansas State	9-3	7-1	Sun Belt Champions
2013	Auburn	12-2	7-1	SEC Champions
2014	Auburn	8-5	4-4	Outback Bowl
2015	Auburn	7-6	2-6	Birmingham Bowl
<b>Arkansas State Totals</b>		<b>9-3</b>	<b>7-1</b>	
<b>Auburn Totals</b>		<b>27-13</b>	<b>13-11</b>	
<b>HEAD COACH TOTALS</b>		<b>36-16</b>	<b>20-12</b>	BCS National Championship Game

### COLLEGIATE ASSISTANT

2006	Arkansas	Offensive Coordinator	10-4	7-1
<b>Arkansas Totals</b>			<b>10-4</b>	<b>7-1</b>
2007	Tulsa	Asst. Head Coach/Co-Offensive Coord.	10-4	6-3
2008	Tulsa	Asst. Head Coach/Co-Offensive Coord.	11-3	7-2
<b>Tulsa Totals</b>			<b>21-7</b>	<b>13-5</b>
2009	Auburn	Offensive Coord./QB Coach	8-5	3-5
2010	Auburn	Offensive Coord./QB Coach	14-0	8-0
2011	Auburn	Offensive Coord./QB Coach	8-5	4-4
<b>Auburn Totals</b>			<b>30-10</b>	<b>15-9</b>
<b>ASSISTANT COACH TOTALS</b>			<b>61-21</b>	<b>35-15</b>

### BOWL GAMES

1984 Liberty Bowl	Auburn defeated Arkansas, 21-15 [player]
1985 Holiday Bowl	Arkansas defeated Arizona State, 18-17 [player]
2007 Capital One Bowl	Arkansas lost to Wisconsin, 17-14
2008 GMAC Bowl	Tulsa defeated Bowling Green, 63-7
2009 GMAC Bowl	Tulsa defeated Ball State, 45-13
2010 Outback Bowl	Auburn defeated Northwestern, 38-35 [OT]
2011 BCS National Championship	Auburn defeated Oregon, 22-19
2012 Chick-fil-A Bowl	Auburn defeated Virginia, 43-24
2014 BCS National Championship	Auburn lost to Florida State 34-31
2015 Outback Bowl	Auburn lost to Wisconsin, 34-31 [OT]
2016 Birmingham Bowl	Auburn defeated Memphis, 31-10

# Assistant Coaches



## Kodi Burns

### CO-OFFENSIVE COORDINATOR/WIDE RECEIVERS

#### PERSONAL

**Hometown** Fort Smith, Arkansas

#### EDUCATION

**College** Auburn University (2011)

#### PLAYING EXPERIENCE

**2007-10** Auburn (quarterback/receiver)

#### COACHING EXPERIENCE

**2012** **Arkansas State**  
*Graduate Assistant*

**2013** **Auburn**  
*Graduate Assistant*

**2014** **Samford**  
*Running Backs*

**2015** **Middle Tennessee State**  
*Wide Receivers*

**2016** **Arizona State**  
*Running Backs*

**2016-** **Auburn**  
*Co-Offensive Coordinator/Wide Receivers*

#### BOWL EXPERIENCE

Player – 2007 Chick-fil-A, 2010 Outback, 2011 BCS National Championship

Coach – 2013 GoDaddy.com, 2014 BCS National Championship Game, 2015 Popeyes Bahamas

Former Auburn offensive standout Kodi Burns returns to his alma mater for the 2016 season as co-offensive coordinator and wide receivers coach.

Burns was a part of two Auburn BCS National Championship appearances. As a senior wideout in 2010, he helped the Tigers to a perfect season and the BCS National Championship title, scoring the opening touchdown on a 35-yard pass reception in the Tigers' BCS win over Oregon. Burns served as a graduate assistant on offense in 2013, helping Auburn to an SEC Championship and an appearance in the 2014 BCS National Championship game.

Burns, who played at Auburn from 2007-10, came back to his alma mater from Arizona State, where he had been named the running backs coach after the 2015 season. In 2015, Burns served as wide receivers coach at Middle Tennessee State, where he mentored Richie James and Ed Battlies. James led Conference USA with 108 receptions and his 1,346 receiving yards were third in the conference. Battlies' 82 receptions and 1,048 receiving yards ranked fourth and fifth respectively in Conference USA.

Burns was the running backs coach at Samford University in 2014. Under Burns' guidance, Bulldog ballcarrier Denzel Williams tallied more than 1,000 all-purpose yards, including 918 rushing yards and 16 touchdowns, earning all-Southern Conference honors.

In 2013, Burns worked with Auburn's offense as a graduate assistant, as the Tigers led the nation in rushing (328.3 yds/game), and ranked 11th in total offense (501.3 yds/game) and 12th in scoring offense (39.5 pts/game). Running back Tre Mason was a Heisman Trophy finalist and the SEC Offensive Player of the Year; he set Auburn single-season records with 2,374 all-purpose yards and 1,816 rushing yards.

Burns began his coaching career in 2012 as a graduate assistant at Arkansas State under Gus Malzahn. The Red Wolves won the Sun Belt Conference with a 10-3 record and Burns helped an offense that included a 3,000-yard passer, a 1,000-yard receiver and a 1,000-yard rusher.

From 2007-10, Burns earned four varsity letters at Auburn, excelling in a variety of roles. He was a quarterback his first two seasons at Auburn; in 2007, he became the first Auburn true freshman quarterback to start a game since Gabe Gross in 1998. He moved to wide receiver for the second half of his career, collecting nearly 2,300 total yards and 22 touchdowns in his career.

A native of Fort Smith, Ark., Burns earned his bachelor's degree from Auburn in exercise science in 2011.

# Assistant Coaches



## Scott Fountain

### SPECIAL TEAMS COORDINATOR/TIGHT ENDS

#### PERSONAL

**Hometown** East Brewton, Alabama  
**Wife** Rosie  
**Children** sons: Brookes, Hunter, Tanner and Skyler

#### EDUCATION

**College** Samford University (1988)  
Florida State University (Master's, 1998)

#### PLAYING EXPERIENCE

1984-87 Samford University (offensive line)

#### COACHING EXPERIENCE

1988 **Flomaton High School (Ala.)**  
*Assistant Coach*

1989 **W.S. Neal High School (Ala.)**  
*Assistant Coach*

1990-92 **Frisco City High School (Ala.)**  
*Head Coach*

1993 **Monroe County High School (Ala.)**  
*Head Coach*

1994-96 **Florida State**  
*Graduate Assistant*

1997-2003 **Central Florida**  
*Guards and Centers/Co-Recruiting Coord. (1997)*  
*Tackles and Tight Ends/Recruiting Coord. (1998-2003)*

2004-05 **Middle Tennessee**  
*Offensive Line*

2006 **Georgia Southern**  
*Assistant Head Coach/Offensive Line*

2007-08 **Iowa State**  
*Tight Ends/Recruiting Coordinator*

2009-12 **Auburn**  
*Director of Player Personnel*

2013- **Auburn**  
*Special Teams Coordinator/Tight Ends*

#### BOWL EXPERIENCE

Coach – 1994 Sugar, 1995 Orange, 1996 Sugar, 2009 Outback, 2011 BCS National Championship, 2011 Chick-fil-A, 2014 BCS National Championship Game, 2015 Outback, 2015 Birmingham

Scott Fountain, who helped the Tigers to the 2013 SEC Championship and a BCS Championship berth, returned to the field as the Tigers' special teams coordinator and tight ends coach prior to the 2013 campaign after spending the previous four seasons as Auburn's player personnel director.

In 2013, Auburn had the second biggest turnaround in college football history at +8.0 games. The Tiger special teams had two kickoff returns for touchdowns, a punt return for a TD and one of the biggest plays, if not the biggest, in Auburn football history, a missed 57-yard field goal return for 109 yards (100 yards statistically) by Chris Davis on the last play of the game to defeat #1 Alabama 34-28 to win the SEC Western Division Championship.

Auburn led the SEC in kick return yards (936) and punt returns (32) and was second in punt return average (11.8) and punt return yards (377). In the national rankings, the Tigers ranked ninth in net punting (40.54). Chris Davis led the SEC and was ranked third nationally with 18.7 yards per punt return.

In 2014, the Tigers led the SEC in punt return average (17.8). In 2015, the Tigers ranked fourth in the nation in kickoff returns (27.94) and led the SEC in KOR yardage (950) and Daniel Carlson finished as one of three finalists for the Lou Groza Award, setting an Auburn season record with 23 field goals made, four of 50+ yards.

Fountain has coached some of the finest specialists in Auburn history, including three-time Ray Guy Award semifinalist punter Steven Clark, placekicker Cody Parkey, who ranked second in the SEC in PATs made (66), and kicker/punter Daniel Carlson, a Lou Groza Award finalist as a sophomore who has already set five AU records. H-back Jay Prosch was a fifth-round draft pick of the Houston Texans in 2014 and tight end C.J. Uzomah was a fifth-round selection of the Cincinnati Bengals in 2015.

Fountain, a part of three ACC and two SEC championship teams, was key in Auburn's administrative and recruiting efforts from 2009-12, helping the Tigers sign three consecutive Top 10 recruiting classes. He came to Auburn with Coach Gene Chizik after spending two seasons (2007-08) on Chizik's staff at Iowa State as tight ends coach and recruiting coordinator.

Beginning his college coaching career as an offensive graduate assistant at Florida State (1994-96), he joined the UCF staff in 1997 as offensive guards and centers coach and co-recruiting coordinator. He spent seven seasons at UCF, becoming offensive tackles/tight ends coach and recruiting coordinator from 1998-2003. In 2004-05, he was offensive line coach at Middle Tennessee, before moving to Georgia Southern in 2006 as offensive line and assistant head coach.

Notable players he has coached include Chris Davis (Auburn all-SEC returner); Steven Clark (Auburn punter and Ray Gay Award semifinalist); Ryan Flinn (UCF punter who spent four NFL seasons with the Cowboys, Falcons, Packers and Dolphins); Cody Parkey (Pro Bowl kicker for the Philadelphia Eagles); Matt Prater (UCF kicker who holds the franchise tag for the Denver Broncos); Quan Bray (Indianapolis Colts returner who led the SEC in punt returns); Michael Grimes (UCF/NFL tight end); and Leonard Johnson (all-Big 12, set an NCAA record for kick return yardage at Iowa State). He also mentored long snapper Josh Harris, now with the NFL's Atlanta Falcons.

Fountain began his coaching career as an assistant coach at Flomaton (Ala.) High School in 1988, and moved to his high school alma mater W.S. Neal as an assistant in 1989 before being named head coach at Frisco City (Ala.) High in 1990. After three seasons with Frisco City, he became head coach at Monroe County for the 1993 campaign.

Fountain earned a bachelor's degree in physical education (K-12) from Samford in 1988 and a master's degree in educational leadership from Florida State in 1998.

A native of East Brewton, Ala., Fountain is married to the former Rosie Hidalgo, who attended Valencia (Fla.) Community College and Iowa State. They have four sons: Brookes, Hunter, Tanner and Skyler.

# Assistant Coaches



## Rodney Garner

ASSOCIATE HEAD COACH/DEFENSIVE LINE

### PERSONAL

**Hometown** Leeds, Alabama  
**Wife** Kimberly  
**Children** daughters: Bridgett, Brielle, Jaiden, Kai, Sydney and Milan

### EDUCATION

**College** Auburn University (1990)

### PLAYING EXPERIENCE

1984-88 Auburn (offensive line)  
 1989 Pittsburgh Gladiators (AFL)

### COACHING EXPERIENCE

1990-95 **Auburn**  
*Strength and Conditioning Assistant*  
*Recruiting Coordinator*  
*Tight Ends*

1996-97 **Tennessee**  
*Tight Ends (1996)*  
*Offensive Tackles (1997)*

1998-2012 **Georgia**  
*Defensive Line and Recruiting Coord. (1998-2004)*  
*Defensive Line, Recruiting Coordinator*  
*Asst. Head Coach (2005-12)*

2013- **Auburn**  
*Associate Head Coach/Defensive Line*  
*Recruiting Coordinator (2013-16)*

### BOWL EXPERIENCE

Player – 1984 Liberty, 1985 Cotton, 1986 Citrus, 1987 Sugar, 1988 Sugar  
 Coach – 1990 Hall of Fame, 1990 Peach, 1996 Outback, 1997 Citrus, 1998 Orange, 1998 Peach, 1999 Outback, 2000 O’ahu, 2001 Music City, 2002 Sugar, 2003 Capital One, 2004 Outback, 2005 Sugar, 2006 Chick-fil-A, 2007 Sugar, 2008 Capital One, 2009 Independence, 2010 Liberty, 2011 Outback, 2012 Capital One, 2014 BCS National Championship Game, 2015 Outback, 2015 Birmingham

Former Auburn standout player and coach Rodney Garner, who helped the Tigers to the 2013 SEC Championship and a BCS Championship berth, now serves his alma mater as associate head coach and defensive line coach.

In 2013, Auburn had the second biggest turnaround in college football history at +8.0 games. Garner coached first team All-SEC defensive end Dee Ford, a first round draft pick of the Kansas City Chiefs, No. 23 overall. Two more D-linemen -- Angelo Blackson (4th, Tennessee Titans) and Gabe Wright (4th, Detroit Lions) -- were selected in the 2015 NFL Draft.

An all-SEC player himself at Auburn in 1988 who previously coached on The Plains from 1990-95, Garner coaches the defensive line daily in practice. Garner spent 15 years at Georgia in a similar capacity.

A native of Leeds, Ala., Garner was named all-SEC and honorable mention All-America as a senior at Auburn in 1988, captaining the team that captured the SEC title. Garner served on the Auburn coaching staff from 1990-95 as recruiting coordinator, tight ends coach, and assistant strength and conditioning coach.

During his 15 seasons at Georgia, he was part of a staff that led UGA to 117 victories, two SEC Championships, five SEC Eastern Division titles, seven bowl victories and six Top 10 finishes in the final polls, including No. 2 in 2007 and No. 3 in 2002. He added the title of assistant head coach at Georgia in 2005 after serving as defensive line coach and recruiting coordinator there since January, 1998.

The 2005 Georgia team finished eighth nationally in scoring defense (16.4 ppg). The 2003 Georgia defense finished second nationally in scoring defense (14.5 ppg), fourth in total defense (276.86 ypg), sixth in passing defense (174.50 ypg, 1st in the SEC); the 2002 Bulldog defense finished first in the SEC and fourth nationally in scoring defense (15.1 ppg), first in the SEC in red zone defense (58.8%) and second in the SEC in rushing defense (114.0 ypg). The 2002 Bulldogs finished 13-1, won the SEC and Nokia Sugar Bowl Championships and ranked third in the final national polls.

Garner participated in the inaugural Minority Coaches Forum in Scottsdale, Ariz., in 2006. He was also selected as one of 10 coaches to participate in the 2004 NCAA Expert Coaching Academy in Indianapolis and one of only 20 chosen for the NCAA’s 2004 Advanced Coaching Academy in Orlando.

At Georgia, he coached five NFL first round draft choices -- Richard Seymour (Patriots) and Marcus Stroud (Jaguars), both Pro Bowl starters; David Pollack (Bengals); Charles Grant (Saints); and Johnathan Sullivan (Saints). He also coached draft picks DeAngelo Tyson (7th, Ravens, '12), Geno Atkins (4th, Bengals, '10), Corvey Irvin (3rd, Panthers, '09), Jarius Wynn (6th, Packers, '09), Kedric Golston (6th, Redskins, '06), Robert Geathers (4th, Bengals, '04), Emarlos Leroy (6th, Jaguars, '99), and free agents Ken Veal (Chargers, '04), Paul Snellings (Colts, 2000), Brandon Miller (Colts, 2000), Charles Johnson (Panthers, '07), Tyrone Robertson (Bills, 2000) and Demetric Evans (Cowboys, '01).

After his playing career at Auburn, Garner had a free agent tryout with the NFL’s Tampa Bay Buccaneers and played with the Pittsburgh Gladiators arena football team in 1989. He began his coaching career at Auburn in 1990. Garner coached tight ends and offensive tackles at Tennessee in 1997 after coaching tight ends for the Volunteers in 1996.

Garner, whose cousin is Charles Barkley, was an outstanding player at Leeds High School. He is married to Kimberly Lawson Garner, a 1988 Auburn graduate in public relations. They have six children: Bridgett, Brielle, Jaiden, Kai, Sydney and Milan.

# Assistant Coaches



## Herb Hand

### OFFENSIVE LINE

#### PERSONAL

**Hometown** Westmoreland, New York  
**Wife** Debbie  
**Children** sons: Trey and Cade  
 daughter: Bailey

#### EDUCATION

**College** Hamilton College (1990)  
 West Virginia Wesleyan College (Master's, 1993)

#### PLAYING EXPERIENCE

1986-89 Hamilton (offensive line)

#### COACHING EXPERIENCE

1990 **Framingham South (Mass.) High School**  
*Assistant Coach*

1991-93 **West Virginia Wesleyan**  
*Defensive Graduate Assistant*

1994-96 **Glenville State**  
*Defensive Coordinator*

1997-98 **Concord**  
*Defensive Coordinator/Special Teams*

1999-2000 **Clemson**  
*Offensive Graduate Assistant*

2001-06 **West Virginia**  
*Tight Ends/Recruiting Coordinator*

2007-09 **Tulsa**  
*Co-Offensive Coordinator/Offensive Line (2007-08)*  
*Offensive Coordinator/Assistant Head Coach (2009)*

2010-13 **Vanderbilt**  
*Offensive Line/Run Game Coordinator (2013)*

2014-15 **Penn State**  
*Run Game Coordinator/Offensive Line*

2016- **Auburn**  
*Offensive Line*

#### BOWL EXPERIENCE

Coach - 1999 Peach, 2001 Gator, 2002 Continental Tire, 2004 Gator, 2005 Gator, 2006 Sugar, 2007 Gator, 2008 GMAC, 2009 GMAC, 2011 Liberty, 2012 Music City, 2014 BBVA Compass, 2014 Pinstripe, 2016 TaxSlayer

A key coaching component in some of the most explosive offenses in NCAA history, Herb Hand reunites with Gus Malzahn for the 2016 season, joining Malzahn's Auburn coaching staff as offensive line coach.

Hand comes to Auburn after two seasons at Penn State as the run game coordinator and offensive line coach. In 2014, Hand's young offensive line steadily improved and produced second-round NFL Draft pick Donovan Smith (Tampa Bay). In 2015, the unit blocked for Big Ten Freshman of the Year Saquon Barkley as he set Penn State's freshman rushing record with 1,076 yards.

Hand coached the offensive line at Vanderbilt from 2010-13, adding run game coordinator duties in 2013. In 2013, VU's offensive line blocked for 34 rushing touchdowns, including a school-record 14 by running back Jeron Seymour. Hand helped Wesley Johnson earn all-SEC honors in 2012 and 2013 and Johnson earned SEC Offensive Lineman of the Week a VU record four times before being selected in the fifth round of the 2014 NFL Draft by the Pittsburgh Steelers. The Commodores' Ryan Seymour was selected by the Seattle Seahawks in the 2013 NFL Draft.

Hand's 2011-12 offensive lines were instrumental in Zac Stacy breaking the Vanderbilt season and career (3,143 yards) rushing records.

Prior to Vanderbilt, Hand worked three years at Tulsa, serving as assistant head coach, offensive coordinator and line coach. Hand helped guide Tulsa to consecutive GMAC Bowl appearances behind one of the NCAA's most explosive spread offenses.

As Tulsa's co-offensive coordinator along with Gus Malzahn, Hand coached an offensive line that paved the way for the nation's top ranked offense in 2007 and 2008. He was a finalist for national offensive line coach of the year in 2008.

Hand spent six successful years at West Virginia, serving as tight ends coach and recruiting coordinator under Rich Rodriguez. Hand helped the Mountaineers win three Big East Conference titles and go to five straight bowl games during the span, including a 38-35 victory over SEC champion Georgia in the 2006 Sugar Bowl.

In 2006, West Virginia finished with an 11-2 record and had an offense that ranked second nationally in rushing, third in scoring, and fourth in total offense.

Prior to WVU, Hand served as an offensive graduate assistant at Clemson in 1999-2000, as the Tigers participated in the 1999 Peach Bowl and 2001 Gator Bowl.

Before that, he served as defensive coordinator and special teams coordinator at Concord College in West Virginia. He also was defensive coordinator at another WVIAC program, Glenville State, where he helped the Pioneers win three WVIAC Championships.

Hand earned his bachelor's degree in history from Hamilton College in 1990, where he was a three-year starter on the offensive line for the Continentals, serving as team captain and earning all-NESCAC honors in 1989. He earned a master's degree in business administration in 1993 from West Virginia Wesleyan while serving as a graduate assistant.

A product of Westmoreland, N.Y., Hand and his wife Debbie have three children: Trey and Bailey (both Auburn students) and Cade.



# Assistant Coaches



## Tim Horton

### RUNNING BACKS/RECRUITING COORDINATOR

#### PERSONAL

**Hometown** Conway, Arkansas  
**Wife** Lauren  
**Children** daughter: Caroline; son: Jackson

#### EDUCATION

**College** University of Arkansas (1990)

#### PLAYING EXPERIENCE

1986-89 Arkansas (wide receivers)

#### COACHING EXPERIENCE

1990-98 **Appalachian State**  
*Receivers/Tight Ends (1990-92)*  
*Running Backs/Recruiting Coordinator (1993-98)*

1999-2005 **Air Force**  
*Wide Receivers (1999-2004)*  
*Running Backs (2005)*

2006 **Kansas State**  
*Running Backs*

2007-12 **Arkansas**  
*Running Backs/Recruiting Coordinator*

2013- **Auburn**  
*Running Backs*

#### BOWL EXPERIENCE

Player – 1986 Orange, 1987 Liberty, 1988 Cotton,  
1989 Cotton

Coach – 2000 Silicon Valley, 2002 San Francisco, 2006  
Texas, 2007 Cotton, 2009 Liberty, 2010 Sugar,  
2011 Cotton, 2014 BCS National Championship Game,  
2015 Outback, 2015 Birmingham

SEC veteran Tim Horton, who helped the Tigers to a 2013 SEC Championship and BCS Championship berth, enters his fourth season as Auburn's running backs coach. He also tutors the kickoff and punt returners and added the duties of recruiting coordinator prior to the 2016 campaign.

During his productive career, Horton has coached seven all-SEC running backs, seven different 1,000-yard rushers and two of the SEC's all-time single season rushing leaders in Tre Mason (1,816) and Darren McFadden (1,830).

The 2013 Tigers led the nation with 328.3 yards rushing per game. Junior Tre Mason, a Heisman Trophy finalist and the SEC Offensive Player of the Year, ranked third in the nation with 23 rushing touchdowns, sixth nationally with 1,816 yards rushing, sixth with 10.7 points per game, sixth with 169.57 all-purpose yards per game and eighth with 129.7 rushing yards per game.

In 2014, Cameron Artis-Payne led the SEC in rushing with 1,608 yards, 123.7 yards per game. In 2016, Peyton Barber (1,017) became the seventh 1,000-yard rusher Horton has coached since 2007.

Two Auburn running backs were selected in the 2014 NFL Draft -- Mason in the third round by the St. Louis Rams and fullback Jay Prosch in the sixth round by the Houston Texans. Artis-Payne was a fifth-round pick in the 2015 NFL Draft by the Carolina Panthers, and Corey Grant, who led the nation in yards per carry, joined the Jacksonville Jaguars that season. Barber was signed by Tampa Bay after the 2016 Draft.

Prior to joining Malzahn's staff at Auburn, Horton spent six seasons in a similar capacity at Arkansas, where he was also recruiting coordinator. Horton was recognized by Rivals.com and ESPN.com as one of the nation's top recruiters during his time at Arkansas. He was one of just two coaches in the nation, and the only one in the SEC, to coach four different 1,000-yard rushers from 2007-10. Under his watch, 2007 Doak Walker Award winner Darren McFadden and Felix Jones earned All-America honors, while Dennis Johnson, Michael Smith and Knile Davis earned all-SEC honors.

Horton, who played football at Arkansas from 1986-89, returned to his alma mater in 2007. He came to Arkansas after taking the offensive coordinator and wide receivers coaching position at Air Force in January, 2007. During the 2006 season, he was the running backs coach at Kansas State, helping the Wildcats earn a Texas Bowl appearance while tutoring future NFL running backs Thomas Clayton and James Johnson.

At Air Force from 1999-2005, serving as the wide receivers (1999-2004) and running backs coach (2005), Horton was recognized by the Fellowship of Christian Athletes Colorado chapter as one of its 2004 coaches of the year.

He began his coaching career at Appalachian State in 1990 and helped ASU to a 67-32 record during his eight years, including Southern Conference championships in 1991 and 1995 and five NCAA Division I-AA playoff appearances.

Horton earned his bachelor's degree in marketing management from Arkansas in 1990, where he was a four-year letterman and three-year starter as a split end and punt returner under head coach Ken Hatfield. He caught 49 passes for 942 yards and one touchdown in his career, hauling in 23 catches for 453 yards as a senior in 1989. Horton also returned 78 punts for 657 yards in his collegiate career, fifth all-time in school history. The Razorbacks compiled a 38-11 record, still tied for the school record for the most wins in a four-year period, won back-to-back Southwest Conference titles (1988-89) and appeared in four straight bowl games.

A two-time academic all-conference selection, Horton was a second-team All-SWC selection in 1989 and served as team captain. Horton was a two-time all-state running back and a track standout at Conway (Ark.) High School. Horton and his wife Lauren have a daughter, Caroline (an Auburn sophomore), and a son, Jackson.

# Assistant Coaches



## Rhett Lashlee

### OFFENSIVE COORDINATOR/QUARTERBACKS

#### PERSONAL

**Hometown** Springdale, Arkansas  
**Wife** Lauren  
**Children** sons: Thomas and Hudson  
daughters: Rowyn and Scarlet

#### EDUCATION

**College** University of Arkansas (2006)  
Auburn University (Master's, 2009)

#### PLAYING EXPERIENCE

2002-04 Arkansas (quarterback)

#### COACHING EXPERIENCE

2006 **Arkansas**  
*Graduate Assistant*

2009-10 **Auburn**  
*Graduate Assistant*

2011 **Samford**  
*Offensive Coordinator*

2012 **Arkansas State**  
*Offensive Coordinator*

2013- **Auburn**  
*Offensive Coordinator/Quarterbacks*

#### BOWL EXPERIENCE

Player – 2002 Music City, 2003 Independence  
Coach – 2009 Outback, 2011 BCS National Championship,  
2012 GoDaddy.com, 2014 BCS National Championship  
Game, 2015 Outback, 2015 Birmingham

Fourth-year Auburn offensive coordinator Rhett Lashlee, who helped the Tigers to the 2013 SEC Championship and BCS Championship berth, manages one of the most prolific offenses in college football. The 2013-14 seasons were the best back-to-back offensively in school history, and the 2014 squad set an Auburn record for total offense. Lashlee coaches the quarterbacks daily in practice. Twice Lashlee has been a finalist for the Broyles Award, presented to the nation's top assistant coach.

In 2013, Auburn had the second biggest turnaround in college football history at +8.0 games. Starting QB Nick Marshall did not practice until August, but Lashlee tutored the junior college transfer to 3,044 yards of total offense (1976 passing, 1068 rushing), 14 TD passes and 12 rushing TDs.

Marshall finished his two-year career second all-time in passing efficiency at Auburn, the school leader for rushing TD as a QB, and posted an AU-record 505 total yards (465 passing) in the 2014 Iron Bowl.

Auburn led the nation in rushing (328.3 yds/game), and ranked 11th in total offense (501.3 yds/game) and 12th in scoring offense (39.5 pts/game) in 2013. Running back Tre Mason was a Heisman Trophy finalist and the SEC Offensive Player of the Year; he set Auburn single-season records with 2,374 all-purpose yards, and 1,816 rushing yards.

Three offensive players were 2014 NFL Draft picks: tackle Greg Robinson No. 2 overall by the St. Louis Rams, Mason (third round, Rams) and fullback Jay Prosch (sixth round, Houston Texans). Three more -- third-rounder receiver Sammie Coates (Pittsburgh Steelers) and fifth-rounders TE C.J. Uzomah (Cincinnati Bengals) and RB Cameron Artis-Payne (Carolina Panthers) -- were 2015 selections, and OT Shon Coleman and WR Ricardo Louis (both Cleveland Browns) were 2016 picks.

During the 2012 season as offensive coordinator at Arkansas State, Lashlee helped ASU to a Sun Belt title. Record-setting quarterback Ryan Aplin was named the Sun Belt Player of the Year, leading the league in passing yards, passing efficiency and total offense.

Lashlee served as offensive coordinator and quarterbacks coach at Samford in 2011, installing a high-tempo offense that improved the Bulldogs' national ranking in total offense from No. 57 in the nation to No. 36 in just one year. Receiver Kelsey Pope broke the school record for receptions in a game, while quarterback Dustin Taliaferro broke Samford's career record for completions.

While at Auburn as an offensive graduate assistant during the 2009-10 seasons, Lashlee assisted Malzahn with all aspects of the offense and coached the slot receivers in 2010. In 2009, the Tigers finished 8-5 winning the Outback Bowl. During the 2010 season he helped the Tigers finish 14-0, winning the SEC title and the BCS National Championship behind Heisman Trophy winning quarterback Cam Newton.

Lashlee's college career began in 2006 at Arkansas, where he served as a graduate assistant with Malzahn as the 10-4 Razorbacks won the SEC Western Division title. Lashlee coached at Springdale (Ark.) High School in 2004-05, working with the quarterbacks and 2005 National Player of the Year Mitch Mustain.

A backup quarterback at Arkansas from 2002-04, when his career was cut short by a shoulder injury, Lashlee graduated from Shiloh Christian High School in Springdale, Ark. He played quarterback for Malzahn (1999-2000) and Chris Wood (2001) at Shiloh Christian, posting a state-record 40 career wins (40-3-2 as a starter) while leading his team to three straight state championship game appearances and two state titles. The 2001 Arkansas Player of the Year, Lashlee owns virtually every state passing record; when his career had finished, he had broken the national record for career touchdown passes (171), career touchdowns (200), most passing yards in a game (672) and was second with 13,201 passing yards.

Lashlee graduated from Arkansas in 2006 with a degree in marketing and business administration. He received his master's degree in higher education from Auburn in 2009. He is married to the former Lauren Lee of Rogers, Ark., an Arkansas business graduate. They have twin sons, Thomas and Hudson, and twin daughters, Rowyn and Scarlet.

# Assistant Coaches



## Wesley McGriff

### SECONDARY

#### PERSONAL

**Hometown** Tifton, Georgia

#### EDUCATION

**College** Savannah State University (1990)  
Georgia Southern University (Master's, 1993)

#### PLAYING EXPERIENCE

**1986-89** Savannah State (linebacker)

#### COACHING EXPERIENCE

**1990-94** **Savannah State**  
*Graduate Assistant (1990)*  
*Secondary/Defensive Coordinator (1991-94)*

**1995-99** **Kentucky State**  
*Defensive Coordinator/Assistant Head Coach*

**2000** **Eastern Kentucky**  
*Secondary*

**2001-02** **Kentucky**  
*Secondary*

**2003-06** **Baylor**  
*Defensive Backs/Recruiting Coordinator*

**2007-10** **Miami (Fla.)**  
*Secondary*

**2011** **Vanderbilt**  
*Defensive Backs/Recruiting Coordinator*

**2012** **Ole Miss**  
*Co-Defensive Coordinator/Cornerbacks*

**2013-15** **New Orleans Saints**  
*Secondary*

**2016-** **Auburn**  
*Secondary*

#### POSTSEASON EXPERIENCE

**Coach** – 2008 Emerald, 2009 Champs Sports, 2010 Sun, 2011 Liberty, 2013 BBVA Compass, 2013 NFL playoffs

A veteran coach with both collegiate and professional experience, Wesley McGriff joined Coach Gus Malzahn's staff at Auburn prior to the 2016 campaign as secondary coach.

McGriff came to Auburn after three seasons with the NFL's New Orleans Saints, working with the defensive backs. In his first two seasons with the Saints, McGriff oversaw the development of young players such as safeties Rafael Bush, Kenny Vaccaro and Pierre Warren and cornerback Terrence Frederick in a secondary that has gotten younger, while also depending on veterans such as safety Jairus Byrd and cornerback Keenan Lewis. Last year, Lewis led the Saints with 13 passes defended, while adding two interceptions. Vaccaro led the New Orleans secondary with 113 tackles and added one sack and two interceptions. McGriff also worked the undrafted rookie Warren into the starting lineup immediately for the final six games due to injuries in the secondary and he responded, tying for the team lead with three takeaways.

In his first season in New Orleans, the Saints ranked fourth in the NFL in total defense (305.7 ypg.), second in opponent passing yards per game (194.1 ypg.) and fourth in scoring defense (19.0 ppg.), posting an 11-5 record and advancing to the divisional round of the playoffs.

McGriff spent 2012 as co-defensive coordinator/cornerbacks at Ole Miss, which finished second in the SEC and in the top 15 in the NCAA in tackles for a loss (7.7) and sacks per game (2.8). Linebacker Denzel Nkemdiche was named to the FWAA All-America and SEC all-freshman teams, defensive tackle Isaac Gross earned conference all-freshman honors and was named to the CollegeFootballNews.com Freshman All-America team and safety Trae Elston was named to the ESPN SEC all-freshman team.

McGriff spent the 2011 season as defensive backs coach/recruiting coordinator at Vanderbilt, where he helped the Commodores to only their fifth all-time appearance in a bowl. His secondary produced 12 interceptions, three returned for touchdowns. McGriff helped current Green Bay Packer Casey Hayward become the first Vanderbilt All-American in four years, posting seven interceptions, the third-highest season total ever by a Commodore.

McGriff spent four seasons as the secondary coach at Miami (Fla.). In 2010, the Hurricanes ranked second in the nation in pass defense, allowing just 164.3 yards per game. The Miami defense finished ranked 16th nationally and 21st in scoring defense. In 2009, the Hurricanes ranked 29th in total defense, as he tutored All-America defensive back Brandon Harris, seven-year NFL veteran safety Kenny Phillips (2007 All-American and first round NFL draft pick) and Green Bay defensive back Sam Shields.

McGriff served as the defensive backs coach/recruiting coordinator at Baylor from 2003-06 and enjoyed his first SEC stint at Kentucky from 2001-02. He spent 2000 as the secondary coach at Eastern Kentucky where he mentored DB Jeremiah Bell, who earned first-team all-Ohio Valley Conference honors and was drafted by the Miami Dolphins in the sixth round in 2003.

From 1995-99, McGriff served in multiple roles including assistant head coach, defensive coordinator and secondary coach at Kentucky State and was named the AFCA's NCAA Division II National Assistant Coach of the Year. The Thorobreds had the No. 1 defense in the nation in 1995.

He began his coaching career at his alma mater, Savannah State, from 1990-94. Starting as a graduate assistant, McGriff tutored running backs before coaching the secondary in 1991 and later serving as defensive coordinator and interim head coach.

McGriff, a Tifton, Ga. native, started at linebacker for Savannah State from 1987-89 and was named the conference's 1989 Male Academic Athlete of the Year. He received his bachelor's degree while graduating cum laude in 1990 and earned a master's in public administration from Georgia Southern in 1993. McGriff was commissioned as a second lieutenant in the U.S. Army in 1990 and was a member of the Army Reserves until 2001. He is a member of Omega Psi Phi fraternity.

# Assistant Coaches



## Kevin Steele

### DEFENSIVE COORDINATOR

#### PERSONAL

**Hometown** Dillon, South Carolina  
**Wife** Linda  
**Children** son: Gordon  
daughter: Caroline

#### EDUCATION

**College** University of Tennessee (1981)

#### PLAYING EXPERIENCE

1976 Furman (linebacker)  
1978-79 Tennessee (linebacker)

#### COACHING EXPERIENCE

1980-82 **Tennessee**  
*Student Assistant (1980)/Graduate Assistant (1981)*  
*Outside Linebackers (1982)*

1983 **New Mexico State**  
*Linebackers*

1984-86 **Oklahoma State**  
*Tight Ends (1984)/Linebackers (1985-86)*

1987-88 **Tennessee**  
*Defensive Backs*

1989-94 **Nebraska**  
*Linebackers*

1995-98 **Carolina Panthers**  
*Linebackers*

1999-2002 **Baylor**  
*Head Coach*

2003-06 **Florida State**  
*Executive Head Coach (2005-06)/Linebackers*

2007-08 **Alabama**  
*Defensive Coordinator (2007)/Linebackers (2008)*

2009-11 **Clemson**  
*Defensive Coordinator/Linebackers*

2013-14 **Alabama**  
*Player Personnel (2013)*  
*Special Asst. to the Head Coach/Linebackers (2014)*

2015 **LSU**  
*Defensive Coordinator/Linebackers*

2016- **Auburn**  
*Defensive Coordinator*

#### POSTSEASON EXPERIENCE

Coach – 1981 Garden State, 1982 Peach, 1984 Gator, 1985 Gator, 1988 Peach, 1990 Fiesta, 1991 Citrus, 1992 Orange, 1993 Orange, 1994 Orange, 1995 Orange, 1996 NFC Championship (NFL), 2004 Orange, 2005 Gator, 2006 Orange, 2006 Emerald, 2007 Independence, 2009 Sugar, 2009 Music City, 2010 Meineke Car Care, 2012 Orange, 2014 Sugar, 2015 Sugar, 2015 Texas

Kevin Steele, a veteran coach with tremendous success at both the college and NFL level, joined the Auburn coaching staff before the 2016 season as defensive coordinator.

A familiar face in the SEC, in 2015, Steele served as defensive coordinator and linebackers coach for the LSU Tigers. He went to Baton Rouge from Alabama, where he spent the 2014 season coaching the Crimson Tide linebackers and special assistant to the head coach. In 2013, he served as Alabama's director of player personnel. A proven recruiter who helped Alabama sign the nation's No. 1 class, Steele has held defensive coordinator positions in the SEC and ACC as well as serving as the head coach at Baylor for four years.

Steele served as defensive coordinator at Alabama in 2007 and then held the same position at Clemson for three years from 2009-2011. While at Clemson, the Tigers won the 2011 ACC title, their first since 1991. Steele's 2010 Clemson defense led the ACC and ranked No. 13 nationally in points allowed, surrendering 18.8 points per game.

Before he joined the Alabama staff in 2007, Steele coached with Bobby Bowden at Florida State for four years (2003-06), serving as the executive head coach for the Seminoles. He was named the Rivals.com National Recruiter of the Year in 2005 at Florida State after helping the Seminoles sign the top class in the country.

Steele joined Florida State after serving as the head coach at Baylor University from 1999-2002, spending four seasons as a head coach in the Big 12 Conference.

Steele coached linebackers for the Carolina Panthers in the NFL from 1995-98. Under head coach Dom Capers, the Panthers reached the NFC Championship game in their second season (1996). After four years with Carolina, Steele was hired as head coach at Baylor in 1999.

From 1989-94, Steele coached the linebackers under Nebraska legend Tom Osborne. During his six years in Lincoln, the Cornhuskers went 60-11, appeared in six bowl games, won four conference championships and captured the 1994 national championship with a 13-0 record.

He has also held assistant coaching jobs at Tennessee (1987-88), Oklahoma State (1984-86) and New Mexico State (1983).

The Dillon, S.C., native is a 1981 graduate of the University of Tennessee. He spent his freshman season at Furman before transferring to Tennessee, where he was a member of Johnny Majors' squads. He was a student assistant coach in 1980 and then a graduate assistant the following year (1981) before being promoted to outside linebackers coach in 1982.

Steele and his wife, Linda, have one son Gordon and one daughter Caroline (an Auburn graduate). Gordon currently serves as offensive line coach and run game coordinator at Murray State. Steele's brother Jeff serves as associate athletics director for facilities and operations at Auburn.

# Assistant Coaches



## Travis Williams

### LINEBACKERS

#### PERSONAL

**Hometown** Columbia, South Carolina  
**Wife** Jeanine  
**Children** daughters: Tru and Reign

#### EDUCATION

**College** Auburn University (Bachelor's 2005; Master's 2011)

#### PLAYING EXPERIENCE

**2001-05** Auburn (linebacker)  
**2006-07** Atlanta Falcons (linebacker)

#### COACHING EXPERIENCE

**2008** **Spring Valley (S.C.) High School**  
*Volunteer Assistant Coach*

**2009-11** **Auburn**  
*Graduate Assistant*

**2012** **Northern Iowa**  
*Linebackers*

**2013** **Creekside (Ga.) High School**  
*Defensive Coordinator*

**2014-15** **Auburn**  
*Defensive Analyst*

**2016-** **Auburn**  
*Linebackers*

#### BOWL EXPERIENCE

Player - 2001 Chick-fil-A, 2003 Capital One, 2003 Music City, 2005 Nokia Sugar, 2006 Capital One  
Coach - 2010 Outback, 2011 BCS National Championship, 2015 Outback, 2015 Birmingham

Former Auburn linebacker Travis Williams was promoted to linebacker coach at his alma mater prior to the 2016 season, after holding various roles on the Tigers' football support staff.

Steeped in the Tiger tradition on defense, Williams signed with Auburn in 2001, redshirted his first season and then lettered the next four, earning all-SEC honors in 2004-05. He led Auburn in tackles (80) during the 2004 undefeated season; he was second in tackles in 2005 (68) and third in 2003 (67). He won the Pat Dye Leadership Award on defense in 2004 and 2005.

After his NFL career concluded, Williams returned to Auburn in 2009 as a defensive graduate assistant, and was part of Auburn's 2010 national championship season. After coaching stops at Northern Iowa and Creekside (Ga.) High School, Williams came back to Auburn in 2014 as a defensive analyst.

He served as an on-field coach on defense in preparations for Auburn's 2015 Outback and 2015 Birmingham Bowl appearances.

Williams played for the NFL's Atlanta Falcons during the 2006 and 2007 seasons, before beginning his coaching career at his alma mater, Spring Valley (S.C.) High School as a volunteer assistant.

Williams earned his bachelor's degree in criminology and criminal justice from Auburn in 2005, and received a master's degree in adult education from Auburn in 2011.

A native of Columbia, S.C., Williams and his wife Jeanine, an Auburn graduate, have two daughters, Tru and Reign.

# Football Support Staff

---

## Support Staff



**Jorrell Bostrom**  
*Director of Player  
Development*



**Ken Carter**  
*Asst. Director of  
Player Development*



**Jamie Croley**  
*Director of Football  
Operations*



**David Gunn**  
*Assistant AD/Football*



**Doug Goodwin**  
*Director of High School  
Relations/NFL Liason*



**Bo Larkin**  
*Football Video Coordinator*



**Jeremy Roberts**  
*Associate AD/Operations*



**Patrick Suddes**  
*Director of Player Personnel*



**Brett Whiteside**  
*Director of Recruiting  
Operations*



**Rev. Chette Williams**  
*Team Chaplain*

## Strength and Conditioning Staff



**Ryan Russell**  
*Head Strength and  
Conditioning Coach*



**Anthony Kincy**  
*Assistant Strength and  
Conditioning Coach*



**Connor Mielke**  
*Assistant Strength and  
Conditioning Coach*



**Bryan Tatum**  
*Assistant Strength and  
Conditioning Coach*

# Football Support Staff

---

## Graduate Assistants



**Austin Tucker**

*Offensive Graduate Assistant*




**Jonathan Wallace**

*Offensive Graduate Assistant*



**Ishmael Aristide**

*Defensive Graduate Assistant*



**Craig Sanders**

*Defensive Graduate Assistant*

## Medical Staff



**Dr. James R. Andrews**

*Orthopaedic Surgeon*



**Dr. Michael D. Goodlett**

*Team Physician*



**Dr. Jesse Pace**

*Associate Team Orthopaedic Surgeon*



**Dr. Siraj Abdullah**

*Associate Primary Care Team Physician*



**Dr. Jos Edison**

*Associate Primary Care Team Physician*



**David Walsh**

*Manager of Plainsman Park Physical Therapy*



**Joe-Joe Petrone**

*Director of Sports Medicine*



**Robbie Stewart**

*Head Football Athletic Trainer*



**Kirk Nielson**

*Senior Football Athletic Trainer*

# Football Support Staff

---

## Analysts and Quality Control



**Jonny Brewer**  
*Analyst*



**Rob Coleman**  
*Analyst*



**Devin Ducote**  
*Analyst*



**Eric Munoz**  
*Analyst*



**Jeff Norrid**  
*Analyst*



**Brandon Wheeling**  
*Analyst*

## Equipment Staff



**Dana Marquez**  
*Director of Equipment  
Operations*



**Brad Rapacz**  
*Assistant Equipment  
Manager*



**Dale Calloway**  
*Assistant Equipment  
Manager*



# Administration



**Jay Gogue**  
*Auburn University President*

Jay Gogue's Auburn career started long before he was selected as the university's 18th president. The Waycross, Georgia, native earned Auburn bachelor's and master's degrees in horticulture before earning a doctorate in that field from Michigan State University.

Since returning as president in July 2007, Dr. Gogue has worked to improve the academic strength of Auburn's student body and encouraged research and outreach.

Under his leadership, Auburn is implementing a strategic plan focused on enhancing student success, supporting faculty excellence, strengthening public engagement, and promoting research, scholarship and creative work.

In addition to fulfilling duties as Auburn's president, Dr. Gogue enjoys maintaining a connection with students in the classroom. He teaches a graduate course in higher education administration where students learn university governance, leadership, budgeting and more.

Dr. Gogue was selected in 2013 for the Michigan State University Distinguished Alumni Award. In 2012, he was inducted into the Alabama Academy of Honor, a group of 100 Alabamians "chosen for accomplishment or service greatly benefiting or reflecting great credit on the State." He held a 2012 appointment to the U.S. Department of Homeland Security's academic advisory council. Other memberships include Phi Kappa Phi and Golden Key honor societies, Sigma Xi scientific research society, and the National Society of Scabbard and Blade, the honorary military society for all branches of service.

He began his career at the U.S. Department of the Interior, where he worked for 12 years. Prior to returning to Auburn, he held a number of academic and administrative positions, starting at Texas A&M University as an assistant professor teaching and conducting research in plant science. Dr. Gogue later served as vice president for research and vice president/vice provost for agriculture and natural resources at Clemson University and as provost at Utah State University. He was selected as president of New Mexico State University in 2000. In 2003, he was named president of the University of Houston and chancellor of the University of Houston System.

Dr. and Mrs. Susie Gogue first met in the 8th grade. They married while both were Auburn undergraduates. They have three children, one grandchild and two dogs.



**Jay Jacobs**  
*Athletics Director*

As the steward of an elite athletics program, Jay Jacobs is focused on providing the best student-athlete experience in the nation. Jacobs' commitment to the Auburn Family centers on academic excellence, athletic success, institutional compliance and control, the gameday experience, facility enhancements and donor support.

Under Jacobs' leadership, Auburn has claimed 12 national championships and 26 conference titles. The football program claimed the BCS National Championship in 2010, while the 2013 football team advanced to the BCS National Championship Game for the second time in four years.

Revenue has grown from \$46 million to more than \$130 million during Jacobs' tenure as AD, allowing for investment in numerous facility projects benefitting Auburn's student-athletes and the Auburn Family. Major projects completed under Jacobs' watch in recent years include the state-of-the-art Auburn Arena and basketball practice facility, a \$16 million 100-yard indoor practice facility and a \$6 million Wellness Kitchen giving Auburn one of the finest dining facilities and athlete nutrition programs in the country.

Jacobs announced historic agreements over the past year with apparel provider Under Armour and multimedia rights holder FOX Sports. The lucrative contracts will strengthen Auburn Athletics financially for the coming years while growing the Auburn brand nationally and further enhancing the best student-athlete experience in the nation.

Jacobs became Auburn's 14th Director of Athletics in 2005 after working in almost every area of the Auburn Athletics Department for the previous 20 years. Jacobs earned his undergraduate and master's degrees in business administration from Auburn in 1985 and 1988 respectively and is a two-time graduate of the Harvard Business School Leadership Best Practices program. The former Auburn football walk-on earned two letters as an offensive tackle in 1982 and 1983. Jacobs is a member of the Auburn chapter of Phi Kappa Phi honorary. He currently serves as Chair of the Southeastern Conference Athletics Directors and is a member of the NCAA Division I Strategic Vision and Planning Committee.

Jacobs is married to the former Angie Sapp of Dublin, Ga. The couple has three daughters, Haley, Meagan and Jayne. They are also foster parents.

# 2015 Season Stats

RECORD	OVERALL	HOME	AWAY	NEUTRAL
ALL GAMES	7-6-0	3-4-0	2-2-0	2-0-0
CONFERENCE	2-6-0	0-4-0	2-2-0	0-0-0
NON-CONFERENCE	5-0-0	3-0-0	0-0-0	2-0-0

DATE	OPPONENT	W/L	SCORE	ATTEND
9/5/2015	vs. Louisville (1)	W	31-24	73,927(c)
9/12/2015	Jacksonville State	W	27-20 (OT)	87,451(c)
9/19/2015	at No. 13 LSU*	L	45-21	102,321(c)
9/26/2015	Mississippi State*	L	17-9	87,451(c)
10/3/2015	San José State	W	35-21	87,451(c)
10/15/2015	at Kentucky*	W	30-27	63,407(c)
10/24/2015	at Arkansas*	L	54-46 (4OT)	72,008(c)
10/31/2015	Ole Miss*	L	27-19	87,451(c)
11/7/2015	at Texas A&M*	W	26-10	104,625(c)
11/14/2015	Georgia*	L	20-13	87,451(c)
11/21/2015	Idaho	W	56-34	87,451(c)
11/28/2015	Alabama*	L	29-13	87,451(c)
12/30/2015	vs. Memphis (2)	W	31-10	59,430

\*SEC game

(1) Chick-fil-A Kickoff Game [Georgia Dome; Atlanta, Ga.]

(2) Birmingham Bowl [Legion Field; Birmingham, Ala.]

RUSHING	GP	Att	Gain	Loss	Net	Avg	TD	Long	Avg/G
Peyton Barber	13	238	1041	24	1017	4.3	13	36	78.2
Jovon Robinson	8	117	645	6	639	5.5	3	45	79.9
Roc Thomas	12	43	274	13	261	6.1	1	56	21.8
Kerryon Johnson	13	52	222	14	208	4.0	3	19	16.0
Ricardo Louis	13	29	167	9	158	5.4	1	18	12.2
Jeremy Johnson	12	47	238	101	137	2.9	6	65	11.4
Jason Smith	13	6	42	5	37	6.2	1	24	2.8
Sean White	7	30	116	81	35	1.2	0	31	5.0
Stanton Truitt	6	6	39	11	28	4.7	0	19	4.7
Lawyer Tillman	1	5	24	0	24	4.8	0	8	24.0
Kevin Phillips	13	1	24	0	24	24.0	0	24	1.8
Ryan Davis	8	2	28	8	20	10.0	0	28	2.5
Tucker Tuberville	1	2	14	0	14	7.0	0	9	14.0
Marcus Davis	13	1	0	8	-8	-8.0	0	0	-0.6
<b>Total</b>	<b>13</b>	<b>587</b>	<b>2874</b>	<b>321</b>	<b>2553</b>	<b>4.3</b>	<b>28</b>	<b>65</b>	<b>196.4</b>
<b>Opponents</b>	<b>13</b>	<b>523</b>	<b>2620</b>	<b>245</b>	<b>2375</b>	<b>4.5</b>	<b>24</b>	<b>71</b>	<b>182.7</b>

PASSING	G	Effic	Cmp-Att-Int	Pct	Yds	TD	Lng	Avg/G
Jeremy Johnson	12	129.00	95-157-7	60.5	1054	10	77	87.8
Sean White	7	123.25	83-143-4	58.0	1166	1	47	166.6
Jason Smith	13	-100.00	0-2-1	0.0	0	0	0	0.0
Kevin Phillips	13	410.80	1-1-0	100.0	37	0	37	2.8
<b>Total</b>	<b>13</b>	<b>124.47</b>	<b>179-306-12</b>	<b>58.5</b>	<b>2257</b>	<b>11</b>	<b>77</b>	<b>173.6</b>
<b>Opponents</b>	<b>13</b>	<b>116.99</b>	<b>278-458-14</b>	<b>60.7</b>	<b>2892</b>	<b>13</b>	<b>71</b>	<b>222.5</b>

RECEIVING	G	No.	Yds	Avg	TD	Long	Avg/G
Ricardo Louis	13	46	716	15.6	3	56	55.1
Marcus Davis	13	30	181	6.0	1	22	13.9
Melvin Ray	13	20	279	13.9	2	44	21.5
Tony Stevens	11	14	177	12.6	1	44	16.1
Kerryon Johnson	13	14	159	11.4	0	37	12.2
Jason Smith	13	13	203	15.6	2	77	15.6
D'haquille Williams	5	12	147	12.2	1	19	29.4
Roc Thomas	12	11	200	18.2	1	51	16.7
Peyton Barber	13	11	112	10.2	0	28	8.6
Chandler Cox	13	3	25	8.3	0	10	1.9
Gray King	12	2	13	6.5	0	9	1.1
Jovon Robinson	8	1	20	20.0	0	20	2.5
Stanton Truitt	6	1	13	13.0	0	13	2.2
Kamryn Pettway	12	1	12	12.0	0	12	1.0
<b>Total</b>	<b>13</b>	<b>179</b>	<b>2257</b>	<b>12.6</b>	<b>11</b>	<b>77</b>	<b>173.6</b>
<b>Opponents</b>	<b>13</b>	<b>278</b>	<b>2892</b>	<b>10.4</b>	<b>13</b>	<b>71</b>	<b>222.5</b>

TEAM STATISTICS	AUBURN	OPP
SCORING	357	338
Points Per Game	27.5	26.0
Points Off Turnovers	75	44
FIRST DOWNS	257	295
Rushing	150	131
Passing	97	142
Penalty	10	22
RUSHING YARDAGE	2553	2375
Yards gained rushing	2874	2620
Yards lost rushing	321	245
Rushing Attempts	587	523
Average Per Rush	4.3	4.5
Average Per Game	196.4	182.7
TDs Rushing	28	24
PASSING YARDAGE	2257	2892
Comp-Att-Int	179-306-12	278-458-14
Average Per Pass	7.4	6.3
Average Per Catch	12.6	10.4
Average Per Game	173.6	222.5
TDs Passing	11	13
TOTAL OFFENSE	4810	5267
Total Plays	893	981
Average Per Play	5.4	5.4
Average Per Game	370.0	405.2
KICK RETURNS: #-Yards	34-950	18-381
PUNT RETURNS: #-Yards	15-179	6-87
INT RETURNS: #-Yards	14-144	12-131
KICK RETURN AVERAGE	27.9	21.2
PUNT RETURN AVERAGE	11.9	14.5
INT RETURN AVERAGE	10.3	10.9
FUMBLES-LOST	19-5	20-5
PENALTIES-Yards	62-603	61-472
Average Per Game	46.4	36.3
PUNTS-Yards	55-2254	46-1894
Average Per Punt	41.0	41.2
Net punt average	37.6	35.1
KICKOFFS-Yards	70-4430	67-4121
Average Per Kick	63.3	61.5
Net kick average	40.3	36.5
TIME OF POSSESSION/Game	28:22	31:38
3RD-DOWN Conversions	74/179	89/198
3rd-Down Pct	41%	45%
4TH-DOWN Conversions	9/15	13/28
4th-Down Pct	60%	46%
SACKS BY-Yards	19-136	19-141
MISC YARDS	0	0
TOUCHDOWNS SCORED	41	39
FIELD GOALS-ATTEMPTS	23-27	21-26
ON-SIDE KICKS	0-2	0-2
RED-ZONE SCORES	(46-51) 90%	(40-53) 75%
RED-ZONE TOUCHDOWNS	(32-51) 63%	(27-53) 51%
PAT-ATTEMPTS	(40-40) 100%	(37-37) 100%
ATTENDANCE	612157	342361
Games/Avg Per Game	7/87451	4/85590
Neutral Site Games	2/66678	

SCORE BY QUARTERS	1st	2nd	3rd	4th	OT	Total
Auburn	85	74	85	84	29	357
Opponents	58	76	85	89	30	338

PUNT RETURNS	No.	Yds	Avg	TD	Long
Marcus Davis	15	179	11.9	0	56
<b>Total</b>	<b>15</b>	<b>179</b>	<b>11.9</b>	<b>0</b>	<b>56</b>
<b>Opponents</b>	<b>6</b>	<b>87</b>	<b>14.5</b>	<b>1</b>	<b>53</b>

# 2015 Season Stats

INTERCEPTIONS.....	No.	Yds	Avg	TD	Long
Carlton Davis.....	3	0	0.0	0	0
Blake Countess.....	2	5	2.5	0	5
Kris Frost.....	2	0	0.0	0	0
Justin Garrett.....	2	21	10.5	0	11
Tray Matthews.....	2	41	20.5	0	35
Johnathan Ford.....	2	48	24.0	1	48
Jonathan Jones.....	1	29	29.0	0	29
<b>Total.....</b>	<b>14</b>	<b>144</b>	<b>10.3</b>	<b>1</b>	<b>48</b>
<b>Opponents.....</b>	<b>12</b>	<b>131</b>	<b>10.9</b>	<b>1</b>	<b>53</b>

KICK RETURNS.....	No.	Yds	Avg	TD	Long
Johnathan Ford.....	15	429	28.6	0	58
Kerryon Johnson.....	14	386	27.6	0	45
Blake Countess.....	3	105	35.0	0	61
Ricardo Louis.....	1	22	22.0	0	22
Kamryn Pettway.....	1	8	8.0	0	8
<b>Total.....</b>	<b>34</b>	<b>950</b>	<b>27.9</b>	<b>0</b>	<b>61</b>
<b>Opponents.....</b>	<b>18</b>	<b>381</b>	<b>21.2</b>	<b>0</b>	<b>39</b>

FUMBLE RETURNS.....	No.	Yds	Avg	TD	Long
Justin Garrett.....	1	82	82.0	1	82
<b>Total.....</b>	<b>1</b>	<b>82</b>	<b>82.0</b>	<b>1</b>	<b>82</b>
<b>Opponents.....</b>	<b>0</b>	<b>0</b>	<b>0.0</b>	<b>0</b>	<b>0</b>

FIELD GOAL RETURNS.....	No.	Yds	Avg	TD	Long
<b>Total.....</b>	<b>0</b>	<b>0</b>	<b>0.0</b>	<b>0</b>	<b>--</b>
<b>Opponents.....</b>	<b>0</b>	<b>0</b>	<b>0.0</b>	<b>1</b>	<b>0</b>

SCORING.....	TD	PATs							Points
		FGs	Kick	Rush	Rcv	Pass	DXP	Saf	
Daniel Carlson.....	0	23-27	40-40	0-0	0	0-0	0	0	109
Peyton Barber.....	13	0-0	0-0	0-0	0	0-0	0	0	78
Jeremy Johnson.....	6	0-0	0-0	0-0	0	0-0	0	0	36
Ricardo Louis.....	4	0-0	0-0	0-0	0	0-0	0	0	24
Kerryon Johnson.....	3	0-0	0-0	0-0	0	0-0	0	0	18
Jason Smith.....	3	0-0	0-0	0-0	0	0-0	0	0	18
Jovon Robinson.....	3	0-0	0-0	0-0	0	0-0	0	0	18
Melvin Ray.....	2	0-0	0-0	0-0	1	0-0	0	0	14
Roc Thomas.....	2	0-0	0-0	0-0	0	0-0	0	0	12
Johnathan Ford.....	1	0-0	0-0	0-0	0	0-0	0	0	6
D'haquille Williams... 1	0-0	0-0	0-0	0	0-0	0	0	0	6
Tony Stevens.....	1	0-0	0-0	0-0	0	0-0	0	0	6
Marcus Davis.....	1	0-0	0-0	0-0	0	0-0	0	0	6
Justin Garrett.....	1	0-0	0-0	0-0	0	0-0	0	0	6
Sean White.....	0	0-0	0-0	0-0	0	1-1	0	0	0
<b>Total.....</b>	<b>41</b>	<b>23-27</b>	<b>40-40</b>	<b>0-0</b>	<b>1</b>	<b>1-1</b>	<b>0</b>	<b>0</b>	<b>357</b>
<b>Opponents.....</b>	<b>39</b>	<b>21-26</b>	<b>37-37</b>	<b>0-0</b>	<b>2</b>	<b>2-2</b>	<b>0</b>	<b>0</b>	<b>338</b>

TOTAL OFFENSE.....	G	Plays	Rush	Pass	Total	Avg/G
Sean White.....	7	173	35	1166	1201	171.6
Jeremy Johnson.....	12	204	137	1054	1191	99.2
Peyton Barber.....	13	238	1017	0	1017	78.2
Jovon Robinson.....	8	117	639	0	639	79.9
Roc Thomas.....	12	43	261	0	261	21.8
Kerryon Johnson.....	13	52	208	0	208	16.0
Ricardo Louis.....	13	29	158	0	158	12.2
Kevin Phillips.....	13	2	24	37	61	4.7
Jason Smith.....	13	8	37	0	37	2.8
Stanton Truitt.....	6	6	28	0	28	4.7
Lawyer Tillman.....	1	5	24	0	24	24.0
Ryan Davis.....	8	2	20	0	20	2.5
Tucker Tuberville.....	1	2	14	0	14	14.0
Marcus Davis.....	13	1	-8	0	-8	-0.6
<b>Total.....</b>	<b>13</b>	<b>893</b>	<b>2553</b>	<b>2257</b>	<b>4810</b>	<b>370.0</b>
<b>Opponents.....</b>	<b>13</b>	<b>981</b>	<b>2375</b>	<b>2892</b>	<b>5267</b>	<b>405.2</b>

FIELD GOALS.....	FGM-FGA	Pct	01-19	20-29	30-39	40-49	50-99	Lg	Blk
Daniel Carlson.....	23-27	85.2	0-0	8-10	7-7	4-5	4-5	56	0

FG SEQUENCE	Auburn	OPPONENTS
Louisville.....	(56)	36,61,(43)
Jacksonville State.....	(27),(49)	39,(32),50,(26)
LSU.....	-	(32)
Mississippi State.....	26,(30),(25),(51)	(44)
San Jose State.....	55,25	-
Kentucky.....	(34),(29),(52)	(28),(31)
Arkansas.....	(41)	(25)
Ole Miss.....	(52),(23),(33),(26)	(27),(37)
Texas A&M.....	(35),(30),(21),(31)	(50)
Georgia.....	(42),(38)	(40),(38)
Idaho.....	-	(25),(45)
Alabama.....	(24),(44),48	(26),(40),(26),(50),(47)
Memphis.....	(20)	(53),34

Numbers in (parentheses) indicate field goal was made.

PUNTING.....	No.	Yds	Avg	Long	TB	FC	I20	50+	Blkd
Kevin Phillips.....	55	2254	41.0	56	5	24	17	10	0
<b>Total.....</b>	<b>55</b>	<b>2254</b>	<b>41.0</b>	<b>56</b>	<b>5</b>	<b>24</b>	<b>17</b>	<b>10</b>	<b>0</b>
<b>Opponents.....</b>	<b>46</b>	<b>1894</b>	<b>41.2</b>	<b>54</b>	<b>5</b>	<b>15</b>	<b>18</b>	<b>6</b>	<b>0</b>

KICKOFFS.....	No.	Yds	Avg	TB	OB	Retn	Net	YdLn
Daniel Carlson.....	69	4401	63.8	49	3			
Will Hastings.....	1	29	29.0	0	0			
<b>Total.....</b>	<b>70</b>	<b>4430</b>	<b>63.3</b>	<b>49</b>	<b>3</b>	<b>381</b>	<b>40.3</b>	<b>24</b>
<b>Opponents.....</b>	<b>67</b>	<b>4121</b>	<b>61.5</b>	<b>29</b>	<b>2</b>	<b>950</b>	<b>36.5</b>	<b>28</b>

ALL PURPOSE.....	G	Rush	Rec	PR	KOR	IR	Tot	Avg/G
Peyton Barber.....	13	1017	112	0	0	0	1129	86.8
Ricardo Louis.....	13	158	716	0	22	0	896	68.9
Kerryon Johnson.....	13	208	159	0	386	0	753	57.9
Jovon Robinson.....	8	639	20	0	0	0	659	82.4
Johnathan Ford.....	13	0	0	0	429	48	477	36.7
Roc Thomas.....	12	261	200	0	0	0	461	38.4
Marcus Davis.....	13	-8	181	179	0	0	352	27.1
Melvin Ray.....	13	0	279	0	0	0	279	21.5
Jason Smith.....	13	37	203	0	0	0	240	18.5
Tony Stevens.....	11	0	177	0	0	0	177	16.1
D'haquille Williams.....	5	0	147	0	0	0	147	29.4
Jeremy Johnson.....	12	137	0	0	0	0	137	11.4
Blake Countess.....	13	0	0	0	105	5	110	8.5
Stanton Truitt.....	6	28	13	0	0	0	41	6.8
Tray Matthews.....	10	0	0	0	0	41	41	4.1
Sean White.....	7	35	0	0	0	0	35	5.0
Jonathan Jones.....	13	0	0	0	0	29	29	2.2
Chandler Cox.....	13	0	25	0	0	0	25	1.9
Lawyer Tillman.....	1	24	0	0	0	0	24	24.0
Kevin Phillips.....	13	24	0	0	0	0	24	1.8
Justin Garrett.....	12	0	0	0	0	21	21	1.8
Kamryn Pettway.....	12	0	12	0	8	0	20	1.7
Ryan Davis.....	8	20	0	0	0	0	20	2.5
Tucker Tuberville.....	1	14	0	0	0	0	14	14.0
Gray King.....	12	0	13	0	0	0	13	1.1
<b>Total.....</b>	<b>13</b>	<b>2553</b>	<b>2257</b>	<b>179</b>	<b>950</b>	<b>144</b>	<b>6083</b>	<b>467.9</b>
<b>Opponents.....</b>	<b>13</b>	<b>2375</b>	<b>2892</b>	<b>87</b>	<b>381</b>	<b>131</b>	<b>5866</b>	<b>451.2</b>

# 2015 Season Stats

DEFENSIVE LEADERS.....	GP	-----Tackles-----			TFL/Yds	-Sacks-	-----Pass Def-----			---Fumbles---		Blkd	Saf
		Solo	Ast	Total			No-Yards	Int-Yds	BrUp	QBH	Rcv-Yds		
23 Johnathan Ford.....	13-11	68	50	118	3.5-10	1.0-7	2-48	2	.	.	2	.	.
17 Kris Frost.....	13-10	36	60	96	3.0-5	.	2-0	2	2	.	1	.	.
8 Cassanova McKinzy.....	13-10	37	37	74	10.0-58	5.0-45	.	1	20	.	1	.	.
24 Blake Countess.....	13-13	44	27	71	2.5-5	.	2-5	11	.	.	.	1	.
3 Jonathan Jones.....	13-13	45	24	69	1.5-6	.	1-29	13	.	2-0	1	.	.
18 Carlton Davis.....	13-9	38	18	56	2.0-6	0.5-3	3-0	8	.	.	1	.	.
30 Tre' Williams.....	12-3	27	28	55	4.0-4	.	.	.	2	1-0	.	.	.
26 Justin Garrett.....	12-12	25	25	50	2.5-4	1.0-2	2-21	.	4	1-82	1	.	.
28 Tray Matthews.....	10-7	25	20	45	1.5-3	.	2-41	2	.	.	1	.	.
1 Montravius Adams.....	13-13	16	28	44	3.0-22	2.5-21	.	1	6	.	2	.	.
95 Dontavious Russell.....	13-10	14	28	42	4.5-11	1.5-5	.	1	8	1-0	.	.	.
94 Devaroe Lawrence.....	13-0	13	18	31	2.0-7	0.5-3	.	.	5	.	.	.	.
19 Nick Ruffin.....	10-2	15	12	27	0.5-0	.	.	4	.	.	.	.	.
14 Stephen Roberts.....	13-4	16	10	26	.	.	.	3	.	.	.	.	.
6 DaVonte Lambert.....	12-10	8	16	24	2.5-10	1.0-8	.	1	3	.	.	.	.
22 Tim Irvin.....	10-1	8	10	18	.	.	.	2	2	.	.	.	.
55 Carl Lawson.....	7-7	5	12	17	3.0-13	1.0-7	.	.	11	.	.	.	.
20 Jeremiah Dinson.....	9-1	9	6	15	.	.	.	.	.	.	.	.	.
4 Jeff Holland.....	13-0	7	6	13	2.5-12	1.0-8	.	.	2	.	1	.	.
16 JaViere Mitchell.....	13-1	5	8	13	1.0-4	1.0-4	.	.	.	.	.	.	.
42 Gimel President.....	10-1	8	4	12	2.0-16	2.0-16	.	.	1	.	.	.	.
59 Raashed Kennion.....	8-2	2	6	8	1.0-2	.	.	.	3	.	.	.	.
90 Maurice Swain.....	13-1	3	5	8	.	.	.	1	3	.	.	.	.
9 Byron Cowart.....	13-0	1	5	6	.	.	.	.	6	.	.	.	.
57 Deshaun Davis.....	12-0	1	4	5	0.5-0	.	.	.	.	.	.	.	.
79 Andrew Williams.....	13-0	1	3	4	1.0-7	1.0-7	.	.	.	.	.	.	.
47 Cameron Toney.....	1-1	.	3	3	.	.	.	.	.	.	.	.	.
35 Michael Sherwood.....	2-0	2	.	2	.	.	.	1	.	.	.	.	.
25 Peyton Barber.....	13-9	2	.	2	.	.	.	.	.	.	.	.	.
48 Montavious Atkinson.....	10-0	1	.	1	.	.	.	.	.	.	.	.	.
36 Kamryn Pettway.....	12-2	.	1	1	.	.	.	.	.	.	.	.	.
4 Jason Smith.....	13-1	1	.	1	.	.	.	.	.	.	.	.	.
5 Ricardo Louis.....	13-8	1	.	1	.	.	.	.	.	.	.	.	.
80 Marcus Davis.....	13-7	1	.	1	.	.	.	.	.	.	.	.	.
8 Tony Stevens.....	11-2	1	.	1	.	.	.	.	.	.	.	.	.
6 Jeremy Johnson.....	12-7	1	.	1	.	.	.	.	.	.	.	.	.
<b>Total.....</b>	<b>13-0</b>	<b>487</b>	<b>474</b>	<b>961</b>	<b>54-205</b>	<b>19-136</b>	<b>14-144</b>	<b>53</b>	<b>78</b>	<b>5-82</b>	<b>11</b>	<b>1</b>	<b>.</b>
<b>Opponents.....</b>	<b>13-0</b>	<b>524</b>	<b>456</b>	<b>980</b>	<b>65.0-254</b>	<b>19-141</b>	<b>12-131</b>	<b>38</b>	<b>44</b>	<b>5-0</b>	<b>12</b>	<b>.</b>	<b>.</b>

## Special Teams Tackles

SPECIAL TEAMS.....	-----Tackles-----			SPECIAL TEAMS.....	-----Tackles-----		
	Total	KO	Punt		Total	KO	Punt
Tre' Williams.....	4	2	2	Kris Frost.....	1	0	1
Johnathan Ford.....	4	2	2	Jason Smith.....	1	1	0
JaViere Mitchell.....	2	2	0	Montavious Atkinson.....	1	1	0
Nick Ruffin.....	2	2	0	Tim Irvin.....	1	1	0
Deshaun Davis.....	2	2	0	Cassanova McKinzy.....	1	1	0
Blake Countess.....	2	2	0	Kamryn Pettway.....	1	1	0
Stephen Roberts.....	2	1	1	Tray Matthews.....	1	1	0

# 2015 Scoring Drives

Plays	Yards	TOP	Qtr	Scoring Play
<b>LOUISVILLE</b>				
5	26	1:52	1	Jeremy Johnson 1 yd run
--	--	--	2	Justin Garrett 82 yd fumble recovery
12	49	4:08	2	Daniel Carlson 56 yd field goal
7	75	3:39	3	Ricardo Louis 33 yd pass from Jeremy Johnson
12	72	6:12	4	Ricardo Louis 8 yd run
<b>Total</b>	<b>36</b>	<b>222</b>	<b>15:51</b>	<b>(4 scoring drives)</b>
<b>Avg.</b>	<b>9.0</b>	<b>55.5</b>	<b>3:49</b>	<b>(Season: 4 scoring drives, 36 plays, 473 yds)</b>

Plays	Yards	TOP	Qtr	Scoring Play
<b>JACKSONVILLE STATE</b>				
15	68	4:34	1	Daniel Carlson 27 yd field goal
10	43	3:34	2	Daniel Carlson 49 yd field goal
7	80	3:09	3	Roc Thomas 51 yd pass from Jeremy Johnson
5	31	1:22	4	Melvin Ray 10 yd pass from Jeremy Johnson
6	25	---	OT	Peyton Barber 4 yd run
<b>Total</b>	<b>43</b>	<b>247</b>	<b>12:39</b>	<b>(4 scoring drives)</b>
<b>Avg.</b>	<b>8.6</b>	<b>49.4</b>	<b>3:16</b>	<b>(Season: 8 scoring drives, 79 plays, 720 yds)</b>

Plays	Yards	TOP	Qtr	Scoring Play
<b>LSU</b>				
15	68	4:34	1	Daniel Carlson 27 yd field goal
4	75	1:41	3	Jeremy Johnson 65 yd run
6	59	3:01	3	Melvin Ray 9 yd pass from Jeremy Johnson
10	70	5:28	4	Duke Williams 10 yd pass from Jeremy Johnson
<b>Total</b>	<b>35</b>	<b>272</b>	<b>14:44</b>	<b>(4 scoring drives)</b>
<b>Avg.</b>	<b>8.75</b>	<b>68.0</b>	<b>3:41</b>	<b>(Season: 12 scoring drives, 114 plays, 992 yds)</b>

Plays	Yards	TOP	Qtr	Scoring Play
<b>MISS STATE</b>				
6	43	2:59	3	Daniel Carlson 30 yd field goal
12	54	5:11	3	Daniel Carlson 25 yd field goal
11	56	2:17	4	Daniel Carlson 51 yd field goal
<b>Total</b>	<b>29</b>	<b>153</b>	<b>10:27</b>	<b>(3 scoring drives)</b>
<b>Avg.</b>	<b>9.7</b>	<b>51.0</b>	<b>3:48</b>	<b>(Season: 15 scoring drives, 143 plays, 1145 yds)</b>

Plays	Yards	TOP	Qtr	Scoring Play
<b>SAN JOSÉ STATE</b>				
5	23	1:32	1	Peyton Barber 2 yd run
7	60	2:18	1	Peyton Barber 2 yd run
9	74	3:20	2	Peyton Barber 5 yd run
8	24	3:14	3	Peyton Barber 1 yd run
2	45	0:53	4	Peyton Barber 36 yd run
<b>Total</b>	<b>31</b>	<b>226</b>	<b>11:17</b>	<b>(5 scoring drives)</b>
<b>Avg.</b>	<b>6.2</b>	<b>45.2</b>	<b>2:15</b>	<b>(Season: 20 scoring drives, 174 plays, 1371 yds)</b>

Plays	Yards	TOP	Qtr	Scoring Play
<b>KENTUCKY</b>				
12	80	3:53	1	Peyton Barber 1 yd run
7	59	2:29	1	Kerryon Johnson 6 yd run
13	63	4:57	2	Daniel Carlson 34 yd field goal
9	56	3:06	2	Daniel Carlson 29 yd field goal
6	24	0:47	2	Daniel Carlson 52 yd field goal
11	67	5:30	4	Peyton Barber 3 yd run
<b>Total</b>	<b>58</b>	<b>349</b>	<b>20:42</b>	<b>(6 scoring drives)</b>
<b>Avg.</b>	<b>9.6</b>	<b>58.2</b>	<b>3:27</b>	<b>(Season: 26 scoring drives, 232 plays, 1720 yds)</b>

Plays	Yards	TOP	Qtr	Scoring Play
<b>ARKANSAS</b>				
16	96	6:03	2	Peyton Barber 1 yd run
13	75	5:51	3	Jason Smith 9 yd run
12	93	5:07	4	Jeremy Johnson 1 yd run
8	50	1:03	4	Daniel Carlson 41 yd field goal
3	25	0:00	OT1	Barber 2 yd run

6	25	0:00	OT2	Barber 2 yd run
5	25	0:00	OT3	Barber 1 yd run
<b>Total</b>	<b>49</b>	<b>314</b>	<b>18:04</b>	<b>(4 scoring drives)</b>
<b>Avg.</b>	<b>12.3</b>	<b>78.5</b>	<b>4:31</b>	<b>(Season: 30 scoring drives, 281 plays, 2034 yds)</b>

Plays	Yards	TOP	Qtr	Scoring Play
<b>OLE MISS</b>				
4	4	1:03	1	Daniel Carlson 52 yd field goal
5	74	1:39	2	Ricardo Louis 47 yd pass from Sean White
9	89	4:00	3	Daniel Carlson 23 yd field goal
10	59	2:20	4	Daniel Carlson 33 yd field goal
5	38	1:37	4	Daniel Carlson 26 yd field goal
<b>Total</b>	<b>33</b>	<b>264</b>	<b>10:39</b>	<b>(5 scoring drives)</b>
<b>Avg.</b>	<b>6.6</b>	<b>52.8</b>	<b>2:07</b>	<b>(Season: 35 scoring drives, 314 plays, 2298 yds)</b>

Plays	Yards	TOP	Qtr	Scoring Play
<b>TEXAS A&amp;M</b>				
11	75	4:43	1	Marcus Davis 9 yd pass from Jeremy Johnson
9	80	4:18	2	Jovon Robinson 1 yd run
7	57	2:31	3	Daniel Carlson 35 yd field goal
9	26	3:49	3	Daniel Carlson 30 yd field goal
10	72	3:44	4	Daniel Carlson 21 yd field goal
10	60	5:58	4	Daniel Carlson 31 yd field goal
<b>Total</b>	<b>56</b>	<b>370</b>	<b>25:03</b>	<b>(6 scoring drives)</b>
<b>Avg.</b>	<b>9.3</b>	<b>61.7</b>	<b>4:11</b>	<b>(Season: 41 scoring drives, 370 plays, 2668 yds)</b>

Plays	Yards	TOP	Qtr	Scoring Play
<b>GEORGIA</b>				
11	75	4:36	1	Kerryon Johnson 7 yd run
12	53	3:19	2	Daniel Carlson 42 yd field goal
7	16	1:42	4	Daniel Carlson 38 yd field goal
<b>Total</b>	<b>30</b>	<b>144</b>	<b>9:37</b>	<b>(3 scoring drives)</b>
<b>Avg.</b>	<b>10.0</b>	<b>48.0</b>	<b>3:12</b>	<b>(Season: 44 scoring drives, 400 plays, 2812 yds)</b>

Plays	Yards	TOP	Qtr	Scoring Play
<b>IDAHO</b>				
8	66	2:29	1	Peyton Barber 2 yd run
7	65	2:17	1	Jovon Robinson 13 yd run
14	75	5:12	2	Jeremy Johnson 1 yd run
4	23	1:40	2	Ricardo Louis 15 yd pass from Jeremy Johnson
--	--	--	2	Johnathan Ford 48 yd interception return
5	31	1:42	3	Tony Stevens 5 yd pass from Jeremy Johnson
5	81	1:10	3	Jeremy Johnson 2 yd run
2	77	0:45	4	Roc Thomas 56 yd run
<b>Total</b>	<b>45</b>	<b>418</b>	<b>15:15</b>	<b>(7 scoring drives)</b>
<b>Avg.</b>	<b>6.4</b>	<b>59.7</b>	<b>2:11</b>	<b>(Season: 51 scoring drives, 445 plays, 3230 yds)</b>

Plays	Yards	TOP	Qtr	Scoring Play
<b>IDAHO</b>				
9	68	3:53	1	Daniel Carlson 24 yd field goal
7	22	3:23	1	Daniel Carlson 44 yd field goal
3	75	0:47	3	Jason Smith 77 yd pass from Jeremy Johnson
<b>Total</b>	<b>19</b>	<b>165</b>	<b>8:03</b>	<b>(3 scoring drives)</b>
<b>Avg.</b>	<b>6.3</b>	<b>55.0</b>	<b>2:41</b>	<b>(Season: 54 scoring drives, 464 plays, 3395 yds)</b>

Plays	Yards	TOP	Qtr	Scoring Play
<b>MEMPHIS</b>				
12	72	6:25	1	Daniel Carlson 20 yd field goal
10	70	4:24	1	Kerryon Johnson 8 yd run
8	44	3:35	3	Jason Smith 11 yd pass from Jeremy Johnson
8	76	2:36	4	Jeremy Johnson 5 yd run
2	6	0:57	4	Jovon Robinson 4 yd run
<b>Total</b>	<b>40</b>	<b>268</b>	<b>17:57</b>	<b>(5 scoring drives)</b>
<b>Avg.</b>	<b>8.0</b>	<b>53.6</b>	<b>3:35</b>	<b>(Season: 59 scoring drives, 504 plays, 3663 yds)</b>

# 2015 Game-By-Game Team Stats

Game	Score	First Downs		Rushing	Passing			Total Off.	Punts	Fum.	Penalties	3rd	Time of
		Tot	Ru-Pa-Pe	No-Yds-TD	C-A-I	Yds	TD	Pl-Yds	No-Avg	F-L	No-Yds	Downs	Poss
Louisville	24	27	17-9-1	48-238-3	17-33-1	167	0	81-405	3-39.3	3-1	5-35	8-16	30:50
vs. Auburn (#6)	31	21	11-8-2	41-190-2	11-21-3	137	1	62-327	2-47.0	0-0	8-80	4-10	29:10
Jacksonville State	20	28	12-14-2	46-161-1	26-43-1	277	1	89-438	2-29.5	4-0	5-36	8-17	35:25
at Auburn (#6)	27	23	10-13-0	38-165-1	21-32-2	236	2	70-401	3-38.3	2-1	3-40	7-12	24:35
Auburn (#18)	21	16	10-5-1	37-160-1	11-19-1	100	2	56-260	6-50.0	2-1	4-26	3-10	26:23
at LSU (#13)	45	20	14-5-1	48-411-5	12-17-0	74	1	65-485	3-40.3	0-0	5-43	6-11	33:37
Mississippi State	17	18	4-14-0	21-56-0	29-41-0	270	2	62-326	5-41.8	1-1	4-30	4-12	23:50
vs. Auburn (#25)	9	25	16-9-0	50-201-0	20-28-1	188	0	78-389	5-41.4	3-0	6-40	4-14	36:10
San José State	21	22	9-12-1	38-182-2	21-33-2	224	1	71-406	1-42.0	3-2	2-15	6-12	33:57
at Auburn	35	15	12-3-0	48-234-5	6-10-0	108	0	58-342	2-40.5	4-0	1-15	6-11	26:03
Auburn	30	21	9-11-1	47-152-3	17-28-0	255	0	75-407	5-40.8	0-0	5-49	11-18	29:27
at Kentucky	27	25	6-17-2	33-138-3	27-44-1	359	0	77-497	4-35.8	0-0	5-37	5-13	30:33
Auburn	46	22	8-13-1	51-162-6	19-34-0	254	0	86-416	6-36.2	1-0	2-25	8-17	27:09
at Arkansas	54	29	14-14-1	49-213-4	20-32-1	244	3	81-457	4-42.5	2-0	3-25	9-16	32:51
Ole Miss	27	27	9-18-0	39-156-1	34-52-2	402	2	91-558	5-40.4	2-0	7-40	7-18	33:30
at Auburn	19	18	8-10-0	41-125-0	13-32-1	302	1	73-427	5-45.6	0-0	3-20	2-15	26:30
Auburn	26	20	16-4-0	52-311-1	13-17-0	132	1	69-443	3-34.7	1-0	6-78	9-17	33:57
at Texas A&M (#25)	10	21	10-8-3	38-166-0	18-35-3	137	1	73-303	2-41.5	0-0	3-20	10-16	26:03
Georgia	20	15	8-6-1	45-146-1	12-17-0	97	0	62-243	5-40.6	2-0	5-48	5-14	35:49
at Auburn	13	16	14-1-1	37-237-1	15-27-1	62	0	64-275	5-39.6	2-2	2-16	4-14	24:11
Idaho	34	26	10-11-5	37-123-3	29-48-2	356	1	85-479	3-38.7	2-1	4-38	8-18	32:48
at Auburn	56	25	14-9-2	51-297-5	13-19-0	163	2	70-460	5-37.0	2-0	11-107	7-13	27:12
Alabama (#2)	29	24	13-8-3	50-286-1	17-26-0	179	1	76-465	3-48.3	0-0	7-65	5-16	35:23
at Auburn	13	12	6-4-2	37-91-0	10-23-0	169	1	60-260	5-40.4	2-1	8-62	3-15	24:37
Auburn	31	23	16-7-0	56-252-3	10-16-3	150	1	72-402	3-39.7	0-0	3-45	6-13	34:17
vs. Memphis	10	13	5-6-2	31-99-0	16-37-1	106	0	68-205	6-47.2	1-0	6-40	8-19	25:43

## 2015 Starting Lineups

OFFENSE	QB	RB/HB	HB/RB/WR/TE	WR	WR	WR/RB/TE	LT	LG	C	RG	RT
vs. Louisville	J. Johnson	R. Thomas	C. Cox (HB)	D. Williams	R. Louis	M. Ray (WR)	S. Coleman	A. Kozan	A. Golson	B. Smith	A. Young
Jacksonville State	J. Johnson	P. Barber	C. Cox (HB)	D. Williams	R. Louis	M. Ray (WR)	S. Coleman	A. Kozan	A. Golson	D. Danzey	B. Smith
at LSU	J. Johnson	P. Barber	C. Cox (HB)	D. Williams	R. Louis	M. Ray (WR)	S. Coleman	A. Kozan	A. Golson	B. Smith	A. Young
Mississippi State	S. White	P. Barber	K. Pettway (HB)	D. Williams	S. Truitt	M. Ray (WR)	S. Coleman	A. Kozan	A. Golson	B. Smith	A. Young
San José State	S. White	P. Barber	K. Johnson (RB)	D. Williams	M. Davis	M. Ray (WR)	S. Coleman	A. Kozan	A. Golson	B. Smith	A. Young
at Kentucky	S. White	R. Thomas	C. Cox (HB)	M. Davis	R. Louis	M. Ray (WR)	S. Coleman	A. Kozan	A. Golson	B. Smith	A. Young
at Arkansas	S. White	P. Barber	C. Cox (HB)	M. Davis	S. Truitt	M. Ray (WR)	S. Coleman	A. Kozan	A. Golson	B. Smith	A. Young
Ole Miss	S. White	J. Robinson	C. Cox (HB)	R. Louis	M. Ray	R. Leff (TE)	S. Coleman	A. Kozan	A. Golson	B. Smith	A. Young
at Texas A&M	J. Johnson	C. Cox (HB)	T. Stevens (WR)	R. Louis	M. Davis	M. Ray (WR)	S. Coleman	A. Kozan	A. Golson	B. Smith	A. Young
Georgia	J. Johnson	P. Barber	C. Cox (HB)	J. Wallace	M. Davis	T. Stevens (WR)	S. Coleman	A. Kozan	A. Golson	B. Smith	A. Young
Idaho	J. Johnson	P. Barber	K. Pettway (HB)	R. Louis	M. Davis	M. Ray (WR)	R. Leff	A. Kozan	A. Golson	B. Smith	A. Young
Alabama	J. Johnson	P. Barber	C. Cox (HB)	R. Louis	M. Ray	J. Smith (WR)	S. Coleman	A. Kozan	D. Danzey	B. Smith	A. Young
Memphis	S. White	P. Barber	R. Thomas (RB)	M. Davis	M. Ray	C. Cox (HB)	S. Coleman	A. Kozan	D. Danzey	B. Smith	A. Young
DEFENSE	DE/BUCK	DT	DT/DE	DE	LB	LB	LB/Nickel/BUCK	CB	CB	SAF	SAF
vs. Louisville	C. Lawson	M. Adams	D. Russell	D. Lambert	K. Frost	J. Garrett	T. Irvin (NK)	B. Countess	J. Jones	T. Matthews	J. Ford
Jacksonville State	R. Kennion	M. Adams	D. Russell	D. Lambert	K. Frost	J. Garrett	J. Holsley (NK)	B. Countess	J. Jones	N. Ruffin	J. Ford
LSU	M. Swain	M. Adams	D. Lambert	D. Russell	K. Frost	C. McKinzy	C. Toney (BUCK)	B. Countess	J. Jones	T. Matthews	J. Ford
Mississippi State	R. Kennion	M. Adams	D. Lambert	D. Russell	T. Williams	J. Garrett	J. Dinson (NK)	C. Davis	J. Jones	T. Matthews	B. Countess
San José State	C. McKinzy (BK)	M. Adams	D. Russell	D. Lambert	K. Frost	J. Garrett	J. Mitchell (LB)	B. Countess	J. Jones	T. Matthews	J. Ford
at Kentucky	C. McKinzy (BK)	M. Adams	D. Russell	D. Lambert	K. Frost	J. Garrett	B. Countess (NK)	C. Davis	J. Jones	T. Matthews	J. Ford
at Arkansas	C. McKinzy (BK)	M. Adams	D. Russell	D. Lambert	T. Williams	J. Garrett	B. Countess (NK)	C. Davis	J. Jones	T. Matthews	J. Ford
Ole Miss	C. McKinzy (BK)	M. Adams	C. Lawson (DE)	D. Lambert	T. Williams	J. Garrett	J. Ford (NK)	C. Davis	J. Jones	T. Matthews	B. Countess at
Texas A&M	C. McKinzy (BK)	M. Adams	C. Lawson (DE)	D. Lambert	K. Frost	J. Garrett	J. Ford (NK)	C. Davis	J. Jones	N. Ruffin	B. Countess
Georgia	C. McKinzy (BK)	M. Adams	D. Russell	C. Lawson	K. Frost	J. Garrett	J. Ford (NK)	C. Davis	J. Jones	S. Roberts	B. Countess
Idaho	C. Lawson	M. Adams	D. Russell	G. President	K. Frost	J. Garrett	C. McKinzy (LB)	C. Davis	J. Jones	S. Roberts	B. Countess
Alabama	C. McKinzy (BK)	M. Adams	D. Lambert	C. Lawson	K. Frost	J. Garrett	J. Ford (NK)	C. Davis	J. Jones	S. Roberts	B. Countess
Memphis	C. McKinzy (BK)	M. Adams	D. Russell	C. Lawson	K. Frost	J. Garrett	J. Ford (NK)	C. Davis	J. Jones	S. Roberts	B. Countess

# 2015 Game-By-Game Individual Stats

Passing			Field Goals			Punting		
C-A-Yds-Int, TD	#6 Johnson	#13 White	Made, (Missed)	#38 Carlson	No.-Avg, In 20	#91 Phillips		
Louisville	11-21-137-3, 1	DNP	Louisville	56	Louisville	2-47.0, 1		
JSU	21-32-236-2, 2	DNP	JSU	27, 49	JSU	3-38.3, 3		
at LSU (#6)	11-19-100-1, 2	DNP	at LSU (#6)	---	at LSU (#6)	6-50.0, 2		
Mississippi St.	DNP	20-28-188-1, 0	Mississippi St.	30, 25, 51 (26)	Mississippi St.	5-41.4, 1		
San José St.	---	6-10-108-0, 0	San José St.	(55), (25)	San José St.	2-40.5, 2		
at Kentucky	---	17-27-255-0, 0	at Kentucky	34, 29, 52	at Kentucky	5-40.8, 2		
at Arkansas	---	19-32-254-0, 0	at Arkansas	41	at Arkansas	6-36.2		
Ole Miss	1-3-44-0	12-28-258-1, 1	Ole Miss	52, 23, 33, 26	Ole Miss	5-45.6, 1		
at Texas A&M	13-17-132-0, 1	DNP	at Texas A&M	35, 30, 21, 31	at Texas A&M	3-34.7, 0		
Georgia	14-22-61-1	1-5-0-0	Georgia	42, 38	Georgia	5-39.6		
Idaho	13-19-163-0, 2	DNP	Idaho	--	Idaho	5-37.0		
Alabama	10-23-169-0, 1	DNP	Alabama	24, 44, (48)	Alabama	5-40.4		
Memphis	1-1-1-0, 1	8-13-102-2, 0	Memphis	20	Memphis	3-39.7		

## Rushing

No.-Yds, TD	#5 Louis	#6 J. Johnson	#9 Thomas	#21 K. Johnson	#25 Barber	#29 Robinson	#10 Truitt	#13 White	#80 Davis	#4 J. Smith	#83 R. Davis
Louisville	4-21, 1	5-16, 1	6-27	--	24-115	2-16	--	DNP	--	--	DNP
JSU	1-3	4-7	8-22	2-8	23-125, 1	DNP	--	DNP	--	--	DNP
at LSU (#6)	2-6	12-41, 1	8-37	4-14	7-34	2-4	2-24	DNP	--	--	DNP
Mississippi St.	--	DNP	3-18	5-28	27-137	DNP	2-5	11-29	1-(-8)	--	DNP
San José St.	4-17	--	4-39	5-21	28-147, 5	DNP	DNP	4-18	--	--	DNP
at Kentucky	1-9	--	4-8	9-36, 1	26-92, 2	DNP	--	6-7	--	--	--
at Arkansas	1-8	1-1, 1	DNP	7-36	37-120, 4	DNP	2-(-1)	3-(-6)	--	1-9, 1	--
Ole Miss	--	4-15	1-3	5-7	8-17	18-91	DNP	4-(-6)	--	--	--
at Texas A&M	6-43	--	--	3-19	13-41	27-159, 1	DNP	DNP	--	1-24	1-28
Georgia	2-14	7-31	--	2-10	13-72	12-93	DNP	1-(-7)	--	--	--
Idaho	3-18	5-23, 2	4-78, 1	1-3	12-47, 1	15-99, 1	DNP	DNP	--	1-(-5)	--
Alabama	4-25	6-(-18)	--	3-7	8-29	14-51	DNP	DNP	--	2-3	--
Memphis	1-0	3-26, 1	5-29	6-25, 1	12-43	27-126, 1	DNP	1-0	--	1-6	--

## Receiving

No.-Yds, TD	#1 D.Williams	#4 Smith	#5 Louis	#8 Stevens	#9 Thomas	#10 Truitt	#12 Wallace	#29 Robinson	#80 Davis	#83 Davis	#82 Ray
Louisville	3-40	1-7	3-54, 1	--	--	--	--	--	1-2	DNP	2-19
JSU	2-22	--	10-76	--	2-73, 1	--	--	DNP	1-11	DNP	3-32, 1
at LSU (#6)	2-19, 1	1-4	1-2	--	2-36	1-13	--	--	--	DNP	1-9, 1
Mississippi St.	4-49	1-6	2-14	--	3-12	--	--	DNP	1-22	DNP	3-24
San José St.	1-17	--	3-47	DNP	1-42	DNP	--	DNP	1-2	DNP	--
at Kentucky	DNP	2-13	7-154	1-9	--	--	--	DNP	5-49	--	--
at Arkansas	DNP	2-54	6-79	2-18	DNP	--	--	DNP	1-1	--	3-55
Ole Miss	DNP	--	4-137, 1	2-55	3-37	DNP	--	--	2-20	--	1-44
at Texas A&M	DNP	2-11	--	2-38	--	DNP	--	--	4-10, 1	--	2-30
Georgia	DNP	--	4-22	1-1	--	DNP	--	--	8-31	--	--
Idaho	DNP	1-15	4-90, 1	3-28, 1	--	DNP	--	--	3-22	--	1-10
Alabama	DNP	2-82, 1	1-24	1-3	--	DNP	--	1-20	1-4	--	2-5
Memphis	DNP	1-11, 1	1-17	2-25	--	DNP	--	--	2-7	--	2-50

No.-Yds, TD	#25 Barber	#27 Cox	#21 Johnson	#87 King	#36 Pettway
Louisville	1-15	--	--	--	--
JSU	1-9	1-6	1-7	--	--
at LSU (#6)	--	--	3-17	--	--
Mississippi St.	2-19	1-10	3-32	--	--
San José St.	--	--	--	--	--
at Kentucky	1-16	--	1-14	--	--
at Arkansas	1-11	--	1-11	2-13	1-12
Ole Miss	--	1-9	--	--	--
at Texas A&M	--	--	--	--	--
Georgia	--	--	--	--	--
Idaho	--	--	1-(-2)	--	--
Alabama	2-31	--	--	--	--
Memphis	1-3	--	1-37	DNP	--

# 2015 Game-By-Game Individual Stats

## Defensive Linemen

Solo+Ast=Total	#1 Adams	#6 Lambert	#9 Cowart	#42 President	#55 Lawson	#59 Kennion	#94 Lawrence	#95 Russell
Louisville	3+4=7	0+1=1	0+2=2	--	0+4=4	0+1=1	1+1=2	1+5=6
JSU	2+4=6	0+4=4	--	--	DNP	2+0=2	--	3+2=5
at LSU (#6)	1+1=2	--	0+1=1	2+2=4	DNP	0+1=1	1+5=6	--
Mississippi St.	0+1=1	1+0=1	0+1=1	--	DNP	0+3=3	0+1=1	0+2=2
San José St.	2+2=4	1+3=4	--	DNP	DNP	--	--	2+3=5
at Kentucky	1+1=2	2+1=3	--	--	DNP	DNP	--	0+2=2
at Arkansas	2+4=6	0+2=2	--	2+2=4	DNP	0+1=1	2+3=5	1+6=7
Ole Miss	2+3=5	--	--	--	0+1=1	--	1+4=5	3+1=4
at Texas A&M	1+0=1	0+3=3	0+1=1	DNP	3+2=5	--	2+1=3	0+2=2
Georgia	1+2=3	2+1=3	--	--	0+1=1	DNP	3+2=5	1+2=3
Idaho	0+2=2	--	1+0=1	3+0=3	0+1=1	--	0+1=1	0+1=1
Alabama	1+2=3	2+1=3	--	--	1+1=2	DNP	1+0=1	0+2=2
Memphis	0+2=2	--	--	1+0=1	1+2=3	--	2+0=2	3+0=3

Solo+Ast=Total	#90 Swain	#47 Toney	#74 A. Williams
Louisville	--	DNP	--
JSU	0+1=1	DNP	--
at LSU (#6)	0+3=3	0+3=3	--
Mississippi St.	0+1=1	DNP	--
San José St.	--	DNP	--
at Kentucky	1+0=1	DNP	0+1=1
at Arkansas	--	DNP	--
Ole Miss	2+0=2	DNP	--
at Texas A&M	0+1=1	DNP	--
Georgia	--	DNP	--
Idaho	--	DNP	1+1=2
Alabama	--	DNP	0+1=1

## Linebackers

Solo+Ast=Total	#4 Holland	#8 McKinzy	#16 Mitchell	#17 Frost	#26 Garrett	#30 T. Williams	#33 Flowers	#57 Davis
Louisville	1+0=1	4+2=6	--	0+8=8	2+2=4	1+4=5	--	--
JSU	1+1=2	8+5=13	1+0=1	2+6=8	--	1+0=1	--	--
at LSU (#6)	1+1=2	1=8=9	2+1=3	0+10=10	DNP	2+8=10	--	0+2=2
Mississippi St.	1+0=1	2+2=4	--	4+1=5	0+1=1	1+2=3	--	--
San José St.	--	2+2=4	1+3=4	5+7=12	1+2=3	DNP	--	--
at Kentucky	0+1=1	1+1=2	--	7+4=11	4+3=7	2+2=4	--	--
at Arkansas	2+1=3	2+4=6	0+1=1	2+3=5	6+2=8	1+0=1	--	--
Ole Miss	--	6+3=9	--	2+4=6	1+5=6	1+3=4	--	--
at Texas A&M	--	4+2=6	0+2=2	3+6=9	1+2=3	1+3=4	--	0+2=2
Georgia	0+1=1	3+4=7	0+1=1	5+4=9	2+2=4	2+2=4	--	--
Idaho	0+1=1	--	1+0=1	1+1=2	1+2=3	7+0=7	--	1+0=1
Alabama	--	4+4=8	--	1+4=5	5+2=7	7+1=8	--	DNP
Memphis	1+0=1	--	--	4+2=6	2+2=4	1+3=4	--	--

## Defensive Backs

Solo+Ast=Total	#3 J. Jones	#18 Davis	#19 Ruffin	#20 Dinson	#22 Irvin	#23 Ford	#24 Countess	#28 Matthews
Louisville	1+3=4	1+0=1	1+1=2	3+1=4	0+4=4	8+4=12	1+1=2	4+4=8
JSU	6+1=7	2+0=2	2+5=7	1+0=1	1+3=4	9+3=12	2+1=3	--
at LSU (#6)	2+3=5	--	2+1=3	0+3=3	1+1=2	2+8=10	2+2=4	1+4=5
Mississippi St.	2+4=6	5+1=6	DNP	2+1=3	2+0=2	1+0=1	7+2=9	4+2=6
San José St.	4+0=4	0+1=1	DNP	--	DNP	11+3=14	4+1=5	3+5=8
at Kentucky	6+3=9	2+0=2	DNP	--	--	9+5=14	2+4=6	--
at Arkansas	4+1=5	5+3=8	DNP	--	1+0=1	4+5=9	3+2=5	3+2=5
Ole Miss	6+3=9	7+2=9	--	0+1=1	--	8+6=14	4+1=5	3+1=4
at Texas A&M	3+1=4	1+1=2	3+3=6	3+0=3	0+1=1	3+7=10	3+2=5	DNP
Georgia	1+1=2	3+2=5	4+1=5	DNP	--	0+1=1	4+3=7	DNP
Idaho	1+0=1	1+1=2	2+1=3	DNP	3+1=4	4+3=7	6+2=8	6+1=7
Alabama	8+3=11	5+2=7	--	DNP	--	7+2=9	4+2=6	--
Memphis	1+1=2	6+5=11	1+0=1	--	--	2+3=5	2+4=6	1+1=2

Solo+Ast=Total	#14 S. Roberts	#41 M. Atkinson
Louisville	--	--
JSU	--	--
at LSU (#6)	--	--
Mississippi St.	--	--
San José St.	1+0=1	1+0=1
at Kentucky	0+1=1	--
at Arkansas	--	--
Ole Miss	--	--
at Texas A&M	1+2=3	--
Georgia	5+2=7	DNP
Idaho	5+1=6	--
Alabama	3+3=6	DNP
Memphis	1+1=2	--



# 2015 Player Participation

No.	Name	GP/GS
1	Montravius Adams, DL	39/23
74	Will Adams, OL	39/0
48	Montavious Atkinson, DB	10/0
25	Peyton Barber, RB	19/9
93	Alec Brown, DL	1/0
65	Tucker Brown, OL	1/0
38	Daniel Carlson, K	26/-
72	Shon Coleman, OL	32/25
24	Blake Countess, DB	51/43* (13/13)
9	Byron Cowart, DL	13/0
27	Chandler Cox, FB	13/10
52	Xavier Dampeer, OL	6/0
53	Devonte Danzey, OL	29/11
18	Carlton Davis, DB	13/9
57	Deshaun Davis, LB	12/0
80	Marcus Davis, WR	40/11
83	Ryan Davis, WR	8/0
28	T.J. Davis, DB	25/0
76	Jordan Diamond, OL	7/0
20	Jeremiah Dinson, DB	9/1
33	Kenny Flowers, LB	37/0
23	Johnathan Ford, DB	40/24
17	Kris Frost, LB	50/23
26	Justin Garrett, LB	43/15
96	Aaron Garrison, DL	9/0
73	Austin Golson, OL	21/10* (11/10)
45	Kemiya Harrell, DL	6/0
85	Jalen Harris, TE	12/0
33	Will Hastings, K	2/-
4	Jeff Holland, LB	13/0
15	Joshua Holsey, DB	32/20
22	Tim Irvin, DB	10/1
6	Jeremy Johnson, QB	25/9
21	Kerryon Johnson, RB	13/1
3	Jonathan Jones, DB	46/29
59	Raashed Kennion, DL	13/2
87	Gray King, WR	25/0
63	Alex Kozan, OL	27/27
6	DaVonte Lambert, DL	23/20
94	Devaroe Lawrence, DL	17/0
55	Carl Lawson, DL	21/7
46	Chris Laye, TE	3/0
70	Robert Leff, OL	40/2
5	Ricardo Louis, WR	50/20
28	Tray Matthews, DB	18/13* (10/7)
8	Cassanova McKinzy, LB	47/38
16	JaViere Mitchell, LB	39/1
75	Deon Mix, OL	3/0
36	Kamryn Pettway, FB	12/2
91	Kevin Phillips, P	13/-
40	Daniel Pond, LB	1/0
69	Ike Powell, LS	17/-
42	Gimel President, DE	25/10
82	Melvin Ray, WR	48/20
37	Logan Rice, WR	1/0
14	Stephen Roberts, DB	25/4
29	Jovon Robinson, RB	8/1
19	Nick Ruffin, DB	22/2
95	Dontavious Russell, DL	13/10
36	Michael Sherwood, DB	2/0
58	Josh Shockley, LB	3/0
71	Braden Smith, OL	26/14
4	Jason Smith, WR	13/1
8	Tony Stevens, WR	28/2
29	Tyler Stovall, H	26/-
90	Maurice Swain, DL	13/1
9	Roc Thomas, RB	24/5
92	Justin Thomas-Thornton, DL	1/0
48	Lawyer Tillman, RB	1/0
47	Cameron Toney, LB	3/1
10	Stanton Truitt, WR	8/2
16	Tucker Tuberville, QB	1/0
12	Jonathan Wallace, WR	34/5
13	Sean White, QB	7/6
79	Andrew Williams, DL	13/0
49	Darrell Williams, LB	9/0
30	Tre' Williams, LB	25/5
56	Avery Young, OL	37/36

\*includes previous school

## Top Career Games Played

1.	Marcus Davis	40
	Johnathan Ford	40
	Robert Leff	40
4.	Montravius Adams	39
5.	Joshua Holsey	32
6.	Tony Stevens	28
7.	Alex Kozan	27
8.	Daniel Carlson	26
	Braden Smith	26
	Tyler Stovall	26
9.	T.J. Davis	25
	Jeremy Johnson	25
	Stephen Roberts	25
	Tre Williams	25
10.	Nick Ruffin	22
11.	Austin Golson	21
	Carl Lawson	21
13.	Devaroe Lawrence	17
	Ike Powell	17
15.	Byron Cowart	13
	Chandler Cox	13
	Carlton Davis	13
	Jeff Holland	13
	Kerryon Johnson	13
	Kevin Phillips	13
	Dontavious Russell	13
	Jason Smith	13
	Maurice Swain	13
	Andrew Williams	13

## Top Career Games Started

1.	Alex Kozan	27
2.	Johnathan Ford	24
3.	Montravius Adams	23
4.	Joshua Holsey	20
5.	Braden Smith	14
6.	Marcus Davis	11
7.	Chandler Cox	10
	Austin Golson	10
	Dontavious Russell	10
10.	Carlton Davis	9
	Jeremy Johnson	9
12.	Carl Lawson	7
	Tray Matthews	7
14.	Sean White	6
15.	Tre' Williams	5
16.	Stephen Roberts	4
17.	Raashed Kennion	2
	Robert Leff	2
	Kamryn Pettway	2
	Nick Ruffin	2
	Tony Stevens	2
	Stanton Truitt	2
23.	Jeremiah Dinson	1
	Kerryon Johnson	1
	Jovon Robinson	1
	Jason Smith	1
	Maurice Swain	1
	Cameron Toney	1

# 2015 Superlatives

## Auburn Team Superlatives

Rushes	52	at Arkansas (Oct 24, 2015)
Yards Rushing	311	at Texas A&M (Nov 07, 2015)
Yards Per Rush	6.0	at Texas A&M (Nov 07, 2015)
TD Rushes	6	at Arkansas (Oct 24, 2015)
Pass attempts	34	at Arkansas (Oct 24, 2015)
Pass completions	21	vs Jacksonville State (Sep 12, 2015)
Yards Passing	302	vs Ole Miss (Oct 31, 2015)
Yards Per Pass	10.8	vs San Jose State (Oct 03, 2015)
TD Passes	2	vs Jacksonville State (Sep 12, 2015)
		at LSU (Sep 19, 2015)
		vs Idaho (Nov 21, 2015)
Total Plays	86	at Arkansas (Oct 24, 2015)
Total Offense	460	vs Idaho (Nov 21, 2015)
Yards Per Play	6.6	vs Idaho (Nov 21, 2015)
Points	56	vs Idaho (Nov 21, 2015)
Sacks By	4	vs Louisville (Sep 05, 2015)
First Downs	25	vs Mississippi State (Sep 26, 2015)
		vs Idaho (Nov 21, 2015)
Penalties	11	vs Idaho (Nov 21, 2015)
Penalty Yards	107	vs Idaho (Nov 21, 2015)
Turnovers	3	vs Louisville (Sep 05, 2015)
		vs Jacksonville State (Sep 12, 2015)
		vs Georgia (Nov 14, 2015)
Interceptions By	3	at Texas A&M (Nov 07, 2015)
Punts	6	at LSU (Sep 19, 2015)
		at Arkansas (Oct 24, 2015)
Punting Avg	50.0	at LSU (Sep 19, 2015)
Long Punt	56	at LSU (Sep 19, 2015)
Punts inside 20	3	vs Jacksonville State (Sep 12, 2015)
		vs Alabama (Nov 28, 2015)
Long Punt Return	27	at LSU (Sep 19, 2015)

## Auburn Individual Superlatives

Rushes	37	Peyton Barber at Arkansas (Oct 24, 2015)
Yards Rushing	159	Jovon Robinson at Texas A&M (Nov 07, 2015)
TD Rushes	5	Peyton Barber vs San Jose State (Oct 03, 2015)
Long Rush	65	Jeremy Johnson at LSU (Sep 19, 2015)
Pass attempts	32	Jeremy Johnson vs Jacksonville State (Sep 12, 2015)
		Sean White at Arkansas (Oct 24, 2015)
Pass completions	21	Jeremy Johnson vs Jacksonville State (Sep 12, 2015)
Yards Passing	258	Sean White vs Ole Miss (Oct 31, 2015)
TD Passes	2	Jeremy Johnson vs Jacksonville State (Sep 12, 2015)
		Jeremy Johnson at LSU (Sep 19, 2015)
		Jeremy Johnson vs Idaho (Nov 21, 2015)
Long Pass	77	Jeremy Johnson vs Alabama (Nov 28, 2015)
Receptions	10	Ricardo Louis vs Jacksonville State (Sep 12, 2015)
Yards Receiving	154	Ricardo Louis at Kentucky (Oct 15, 2015)
TD Receptions	1	11 times
Long Reception	77	Jason Smith vs Alabama (Nov 28, 2015)
Field Goals	4	Daniel Carlson vs Ole Miss (Oct 31, 2015)
		Daniel Carlson at Texas A&M (Nov 07, 2015)
Long Field Goal	56	Daniel Carlson vs Louisville (Sep 05, 2015)
Punts	6	Kevin Phillips at LSU (Sep 19, 2015)
		Kevin Phillips at Arkansas (Oct 24, 2015)
Punting Avg	50.0	Kevin Phillips at LSU (Sep 19, 2015)
Long Punt	56	Kevin Phillips at LSU (Sep 19, 2015)
Punts inside 20	3	Kevin Phillips vs Jacksonville State (Sep 12, 2015)
		Kevin Phillips vs Alabama (Nov 28, 2015)
Long Punt Return	56	Marcus Davis vs Memphis (Dec 30, 2015)
Long Kickoff Return	61	Blake Countess vs San Jose State (Oct 03, 2015)
Tackles	14	Johnathan Ford vs San Jose State (Oct 03, 2015)
		Johnathan Ford at Kentucky (Oct 15, 2015)
		Johnathan Ford vs Ole Miss (Oct 31, 2015)
Sacks	2.0	Cassanova McKinzy vs Jacksonville State (Sep 12, 2015)
Tackles For Loss	3.0	Cassanova McKinzy vs Jacksonville State (Sep 12, 2015)
Interceptions	1	14 times

## Auburn Individual Long Plays

Rushing	65	Jeremy Johnson at LSU (Sep 19, 2015)
Passing	77	Jeremy Johnson vs Alabama (Nov 28, 2015)
Receiving	77	Jason Smith vs Alabama (Nov 28, 2015)
Field Goal	56	Daniel Carlson vs Louisville (Sep 05, 2015)
Punt	56	Kevin Phillips at LSU (Sep 19, 2015)
Punt Return	56	Marcus Davis vs Memphis (Dec 30, 2015)
Kickoff Return	61	Blake Countess vs San Jose State (Oct 03, 2015)

## Opponent Team Superlatives

Rushes	50	vs Alabama (Nov 28, 2015)
Yards Rushing	411	at LSU (Sep 19, 2015)
Yards Per Rush	8.6	at LSU (Sep 19, 2015)
TD Rushes	5	at LSU (Sep 19, 2015)
Pass attempts	52	vs Ole Miss (Oct 31, 2015)
Pass completions	34	vs Ole Miss (Oct 31, 2015)
Yards Passing	402	vs Ole Miss (Oct 31, 2015)
Yards Per Pass	8.2	at Kentucky (Oct 15, 2015)
TD Passes	3	at Arkansas (Oct 24, 2015)
Total Plays	91	vs Ole Miss (Oct 31, 2015)
Total Offense	558	vs Ole Miss (Oct 31, 2015)
Yards Per Play	7.5	at LSU (Sep 19, 2015)
Points	54	at Arkansas (Oct 24, 2015)
Sacks By	5	at LSU (Sep 19, 2015)
First Downs	29	at Arkansas (Oct 24, 2015)
Penalties	7	vs Ole Miss (Oct 31, 2015)
		vs Alabama (Nov 28, 2015)
Penalty Yards	65	vs Alabama (Nov 28, 2015)
Turnovers	4	vs San Jose State (Oct 03, 2015)
Interceptions By	3	vs Louisville (Sep 05, 2015)
Punts	5	vs Mississippi State (Sep 26, 2015)
		vs Ole Miss (Oct 31, 2015)
		vs Georgia (Nov 14, 2015)
Punting Avg	48.3	vs Alabama (Nov 28, 2015)
Long Punt	54	vs Mississippi State (Sep 26, 2015)
Punts inside 20	4	at Arkansas (Oct 24, 2015)
Long Punt Return	53	vs Georgia (Nov 14, 2015)

## Opponent Individual Superlatives

Rushes	46	Derrick Henry, vs Alabama (Nov 28, 2015)
Yards Rushing	271	Derrick Henry, vs Alabama (Nov 28, 2015)
TD Rushes	3	L. Fournette, at LSU (Sep 19, 2015)
Long Rush	71	L. Fournette, at LSU (Sep 19, 2015)
Pass attempts	51	Chad Kelly, vs Ole Miss (Oct 31, 2015)
Pass completions	33	Chad Kelly, vs Ole Miss (Oct 31, 2015)
Yards Passing	381	Chad Kelly, vs Ole Miss (Oct 31, 2015)
TD Passes	3	Brandon Allen, at Arkansas (Oct 24, 2015)
Long Pass	71	Matt Linehan, vs Idaho (Nov 21, 2015)
Receptions	14	Josh Barge, vs Jacksonville State (Sep 12, 2015)
Yards Receiving	161	C Hightower, vs Idaho (Nov 21, 2015)
TD Receptions	2	Drew Morgan, at Arkansas (Oct 24, 2015)
Long Reception	71	C Hightower, vs Idaho (Nov 21, 2015)
Field Goals	5	Adam Griffith, vs Alabama (Nov 28, 2015)
Long Field Goal	50	Taylor Bertolet, at Texas A&M (Nov 07, 2015)
		Adam Griffith, vs Alabama (Nov 28, 2015)
Punts	5	Logan Cooke, vs Mississippi State (Sep 26, 2015)
Punting Avg	48.3	JK Scott, vs Alabama (Nov 28, 2015)
Long Punt	54	Logan Cooke, vs Mississippi State (Sep 26, 2015)
Punts inside 20	4	Toby Baker, at Arkansas (Oct 24, 2015)
Long Punt Return	53	Isaiah McKenzie, vs Georgia (Nov 14, 2015)
Long Kickoff Return	39	Speedy Noil, at Texas A&M (Nov 07, 2015)
Tackles	16	Dre Greenlaw, at Arkansas (Oct 24, 2015)
Sacks	2.0	Davon Godchaux, at LSU (Sep 19, 2015)
		Richie Brown, vs Mississippi State (Sep 26, 2015)
		Marquis Haynes, vs Ole Miss (Oct 31, 2015)
		Tim Williams, vs Alabama (Nov 28, 2015)
Tackles For Loss	3.0	Richie Brown, vs Mississippi State (Sep 26, 2015)
		Marquis Haynes, vs Ole Miss (Oct 31, 2015)
Interceptions	2	Harvey-Clemons, vs Louisville (Sep 05, 2015)

## Opponent Individual Long Plays

Rushing	71	L. Fournette, at LSU (Sep 19, 2015)
Passing	71	Matt Linehan, vs Idaho (Nov 21, 2015)
Receiving	71	C Hightower, vs Idaho (Nov 21, 2015)
Field Goal	50	Taylor Bertolet, at Texas A&M (Nov 07, 2015)
		Adam Griffith, vs Alabama (Nov 28, 2015)
Punt	54	Logan Cooke, vs Mississippi State (Sep 26, 2015)
Punt Return	53	Isaiah McKenzie, vs Georgia (Nov 14, 2015)
Kickoff Return	39	Speedy Noil, at Texas A&M (Nov 07, 2015)

# 2015 Plays of 20+ Yards

Yards	Type	Player(s)	Opponent	Qtr.
82 (TD)	FR	Justin Garrett	Louisville	2
77 (TD)	Pass	Jason Smith from Jeremy Johnson	Alabama	3
65 (TD)	Rush	Jeremy Johnson	LSU	3
61	KR	Blake Countess	San José State	1
58	KR	Johnathan Ford	San José State	3
56	Punt	Marcus Davis	Memphis	4
56	Pass	Ricardo Louis from Jeremy Johnson	Idaho	2
56 (TD)	Rush	Roc Thomas	Idaho	4
51 (TD)	Pass	Roc Thomas from Jeremy Johnson	Jacksonville State	3
48 (TD)	INT	Johnathan Ford	Idaho	2
47 (TD)	Pass	Ricardo Louis from Sean White	Ole Miss	2
46	Pass	Ricardo Louis from Sean White	Ole Miss	3
46	Pass	Jason Smith from Sean White	Arkansas	4
46	KR	Johnathan Ford	Jacksonville State	4
45	KR	Kerryon Johnson	Idaho	4
45	Rush	Jovon Robinson	Texas A&M	1
44	Pass	Tony Stevens from Jeremy Johnson	Ole Miss	4
44	Pass	Melvin Ray from Sean White	Ole Miss	3
42	Pass	Roc Thomas from Sean White	San José State	1
41	Pass	Ricardo Louis from Sean White	Kentucky	1
40	KR	Kerryon Johnson	LSU	3
37	Pass	Kerryon Johnson from Kevin Phillips	Memphis	1
36	KR	Johnathan Ford	Idaho	3
36 (TD)	Rush	Peyton Barber	San José State	4
35	INT	Tray Matthews	Louisville	1
34	Pass	Kerryon Johnson from Jeremy Johnson	Texas A&M	3
34	KR	Kerryon Johnson	Kentucky	3
34	Pass	Ricardo Louis from Sean White	Kentucky	4
33	Rush	Jovon Robinson	Georgia	2
33 (TD)	Pass	Ricardo Louis from Jeremy Johnson	Louisville	3
32	Pass	Tony Stevens from Jeremy Johnson	Texas A&M	4
32	KR	Kerryon Johnson	Kentucky	1
31	KR	Kerryon Johnson	Ole Miss	4
31	Pass	Ricardo Louis from Sean White	San José State	2
31	Rush	Sean White	Mississippi State	3
30	KR	Johnathan Ford	Idaho	1
30	KR	Blake Countess	Arkansas	3
30	KR	Kerryon Johnson	LSU	4
29	Pass	Melvin Ray from Sean White	Memphis	3
29	INT	Jonathan Jones	Idaho	3
28	Pass	Peyton Barber from Jeremy Johnson	Alabama	1
28	Rush	Ryan Davis	Texas A&M	3
28	Pass	Ricardo Louis from Sean White	Ole Miss	2
28	Pass	Ricardo Louis from Sean White	Arkansas	4
28	Rush	Peyton Barber	San José State	4
28	KR	Johnathan Ford	Louisville	3
28	KR	Kerryon Johnson	LSU	3
27	KR	Johnathan Ford	Memphis	2
27	Punt	Marcus Davis	Memphis	3
27	Pass	Ricardo Louis from Sean White	Kentucky	1
27	PR	Marcus Davis	LSU	4
26	KR	Kerryon Johnson	Alabama	4
26	KR	Johnathan Ford	Arkansas	4
25	KR	Johnathan Ford	Arkansas	2
25	KR	Kerryon Johnson	Kentucky	4
24	Pass	Ricardo Louis from Jeremy Johnson	Alabama	4
24	Rush	Jovon Robinson	Idaho	1
24	Rush	Kevin Phillips	Idaho	2
24	Rush	Jason Smith	Texas A&M	3
24	KR	Johnathan Ford	Kentucky	3
24	KR	Johnathan Ford	Mississippi State	2
23	Rush	Jovon Robinson	Georgia	1
23	Pass	Roc Thomas from Sean White	Ole Miss	1
23	Pass	Melvin Ray from Sean White	Arkansas	3

## PLAY BREAKDOWN

### BY PLAY

Kickoff Return.....	30
Pass.....	30
Rush.....	18
Interception Return.....	3
Punt Return.....	5
Fumble Return.....	1
Missed Field Goal Return.....	--

### BY GAME

vs. Louisville.....	5
Jacksonville St. ....	4
at #13 LSU.....	6
Mississippi St.....	4
San Jose St.....	8
at Kentucky.....	10
at Arkansas.....	7
#19 Ole Miss.....	8
at #25 Texas A&M.....	6
Georgia.....	3
Idaho.....	12
#2 Alabama.....	6
Memphis.....	7

### BY QUARTER

1st.....	20
2nd.....	13
3rd.....	9
4th.....	23

### RUSHING

Jovon Robinson.....	6
Peyton Barber.....	3
Roc Thomas.....	3
Jeremy Johnson.....	2
Sean White.....	1
Ryan Davis.....	1
Jason Smith.....	1
Kevin Phillips.....	1

### PASSING

Sean White.....	13
Jeremy Johnson.....	11
Kevin Phillips.....	1

### RECEIVING

Ricardo Louis.....	13
Roc Thomas.....	5
Melvin Ray.....	4
Tony Stevens.....	2
Marcus Davis.....	1
Jason Smith.....	2
Kerryon Johnson.....	2
Peyton Barber.....	1
Jovon Robinson.....	1

### KICKOFF RETURN

Johnathan Ford.....	14
Kerryon Johnson.....	12
Blake Countess.....	2
Ricardo Louis.....	1

### PUNT RETURN

Marcus Davis.....	5
-------------------	---

### INTERCEPTION RETURN

Tray Matthews.....	1
Johnathan Ford.....	1
Jonathan Jones.....	1

### FUMBLE RETURN

Justin Garrett.....	1
---------------------	---

# 2015 Plays of 20+ Yards

Yards	Type	Player(s)	Opponent	Qtr.
23	KR	Johnathan Ford	San José State	1
22	KR	Johnathan Ford	Georgia	4
22	Run	Jovon Robinson	Ole Miss	3
22	Pass	Ricardo Louis from Sean White	Kentucky	1
22	Rush	Roc Thomas	San José State	4
22	KR	Johnathan Ford	Mississippi State	3
22	KR	Ricardo Louis	Louisville	3
22	Pass	Roc Thomas from Jeremy Johnson	Jacksonville State	3
22	Pass	Marcus Davis from Sean White	Mississippi State	1
21	Pass	Melvin Ray from Sean White	Memphis	3
21	PR	Marcus Davis	Alabama	1
21	Rush	Roc Thomas	Idaho	4
21	KR	Kerryon Johnson	Texas A&M	3
21	Rush	Peyton Barber	Jacksonville State	4
20	Rush	Jovon Robinson	Memphis	2
20	Pass	Jovon Robinson from Jeremy Johnson	Alabama	1
20	Rush	Jeremy Johnson	Idaho	1
20	KR	Kerryon Johnson	Idaho	1
20	Pass	Ricardo Louis from Sean White	Arkansas	4
20	KR	Kerryon Johnson	Kentucky	2
20	KR	Johnathan Ford	Kentucky	1
20	Pass	Roc Thomas from Jeremy Johnson	LSU	3

## Miscellaneous Statistics

### Average Time of Possession (by Quarter)

	1	2	3	4	Total
AUBURN .....	7:05	7:15	6:46	7:14	28:21
Opponents.....	7:54	7:44	8:13	7:45	31:38

### Third Down Conversions (by Quarter)

	1	2	3	4	OT	Total
AUBURN	26-48	15-47	15-37	15-43	3-4	74-179
Pct.	54.2%	31.9%	40.5%	34.9%	75.0%	41.3%
Opponents	20-40	29-59	22-48	17-47	1-4	89-198
Pct.	50.0%	49.2%	45.8%	36.2%	25.0%	44.9%

### Third Down Conversions (by Yardage)

	Yards to go	1-3	4-6	7-9	10+	Total
AUBURN .....	42-65	14-35	12-42	6-38	74-179	
Pct.....	64.6%	40.0%	28.6%	15.7%	41.3%	
Opponents.....	42-65	18-40	13-36	12-44	89-198	
Pct.....	64.6%	45.0%	36.1%	27.3%	44.9%	

### Red Zone

AU Scores/Times in Red Zone: 46/51 (90.2)  
 AU TDs/Times in Red Zone: 32/51 (62.7)  
 Scores (46): 32 TD, 14 FG  
 Non-Scores (5): 2 FGA, 2 Fumbles, 1 INT, 0 Downs, 0 Half  
 Opp. Scores/Times in Red Zone: 40/53 (75.5)  
 Opp. TDs/Times in Red Zone: 27/53 (54.0)  
 Scores (40): 27 TD, 13 FG  
 Non-Scores (13): 5 Downs, 3 FGA, 4 INT, 1 Fumble, 0 Half

### Turnovers

Takeaways — 19, Giveaways — 17  
 Difference — (+2)  
 Points Off TOs — AU 75, Opp. 44  
 Points Off TOs/Game — AU 5.8, Opp. 3.4

### Kickoffs

Kickoffs — 70 for 4430 yards (63.3 avg.)  
 Carlson — 69 KO, 49 TB, 3 OB, 18 returns  
 Touchbacks — 49  
 Out of Bounds — 3  
 On-side kicks — 0-for-2  
 Opp. Returns — 18 for 381 yards (21.2 avg.)

# 2015 Game Recaps

Sept. 5, 2015 • CBS • Georgia Dome (73,927) • Atlanta, Ga.

<b>LOUISVILLE</b>	<b>24</b>
<b>#6 AUBURN</b>	<b>31</b>

## GAME 1

Auburn's defense set the tone, scored some points and helped the Tigers to a cushy lead through the first half and beyond in the season-opener.

Good thing the defense played well early and Peyton Barber rushed for 115 yards, because the combo helped the Tigers to a 31-24 win Saturday in the Georgia Dome.

Auburn led 24-0 in the third quarter before Louisville made it interesting, cutting its deficit to seven with 2:18 to play. The Tigers played keep-away from there.

The Tigers happily showed off their new defense early, setting up an early touchdown following an interception, scoring again on an 82-yard fumble return by Justin Garrett and generally frustrating offensive-minded Louisville until the second half.

Will Muschamp, the former Auburn defensive coordinator who returned to his former job last December, was a complement to Gus Malzahn's offense, Barber, quarterback Jeremy Johnson and receiver Ricardo Louis' offensive exploits.

Johnson threw for a touchdown and ran for another, Louis caught a touchdown pass and ran for another and Barber came off the bench, replacing the injured Roc Thomas, to break through the 100-yard barrier, gaining 95 of those in the second half when Auburn needed him most.

Auburn led 24-0 midway through the third quarter and everything seemed to be in fine shape.

The latter half of the game was more of a challenge, and losing defensive end Carl Lawson to an injury didn't help.

Lawson wasn't the only one who missed time after being hurt.

Auburn played on.

The rebuild offensive line helped Auburn to 190 rushing yards.

Johnson hit 11-of-21 passes for 137 yards and a touchdown and three interceptions.

Auburn's defense showed the way this time in the first half, setting up a Johnson 1-yard touchdown run following a Tray Matthews interception on Louisville's first play; and Garrett's 82-yard fumble return to give the Tigers a 14-0 lead with 6:54 left in the second quarter.

That was the longest fumble return since at least 1969 when Auburn began recording that stat.

Daniel Carlson then hit a career-best 56-yard field goal to make 17-0 with 34 seconds left in the half. That was the longest Auburn field goal since 2003 when Philip Yost hit a 57-yarder and the third longest in school history.

A 33-yard Johnson-to-Ricardo Louis touchdown pass made it 24-0 with 11:21 in the third quarter. Louisville finally scored on a 33-yard John Wallace field goal with 7:07 left in the third, then made it 24-10 on a 10-yard run by Lamar Jackson.

Louis' 8-yard touchdown on an end around gave Auburn a 31-10 lead with 10:04 remaining in the game. The Cardinals scored to make it 31-17 with 6:21 remaining. Louisville cut it to 31-24, but didn't get the ball back.

Auburn went young early, starting true freshmen Chandler Cox and Tim Irvin. They were the first true freshmen to start on opening day since Reese Dismukes in 2011.

### SCORING SUMMARY

Louisville.....	0	0	10	14	—	24
Auburn.....	7	10	7	7	—	31

AU - Johnson 2 yd run (Carlson kick), 1st, 12:49  
 AU - Garrett 82 yd fumble recovery (Carlson kick), 2nd, 6:54  
 AU - Carlson 56 yard field goal, 2nd, 00:34  
 AU - Louis 33 yd pass from Johnson (Carlson kick), 3rd, 11:21  
 UL - Wallace 43 yd field goal, 3rd, 7:07  
 UL - Jackson 10 yd run (Wallace kick), 3rd, 1:21  
 AU - Louis 8 yd run (Carlson kick), 4th, 10:04  
 UL - Radcliff 2 yd run (Wallace kick), 4th, 6:21  
 UL - Radcliff 2 yd run (Wallace kick), 4th, 2:59

### TEAM STATISTICS

	UL	AU
First Downs	27	21
Rushes-Yards	48-238	41-190
Passing Yards	167	137
Comp-Att-Int	17-33-1	11-21-3
Total Plays-Yards	81-405	62-327
Punts-Avg.	3-39.3	2-47.0
Fumbles/Lost	3/1	0/0
Penalties-Yards	5-35	8-80
3rd Down Conv.	8-of-16	4-of-10
Time of Possession	30:50	29:10

### INDIVIDUAL STATISTICS

**RUSHING:** (UL) - Jackson 6-106 (TD), Radcliff 17-76 (2 TD) Samuel 1-21, (AU) - Barber 24-115, Thomas 6-27, Louis 4-21 (TD), Robinson 2-16, Johnson 5-11 (TD).

**PASSING:** (UL) - Jackson 9-20-1-100, (AU) - Johnson 11-21-3-137 (TD).

**RECEIVING:** (UL) - Quick 4-28, Peete 3-60, Smith 3-34, Samuel 2-22, Crum 2-19, Standberry 1-6, Savage 1-2, Radcliff 1-(-4), (AU) - Louis 3-54 (TD), Williams 3-40, Ray 2-19, Barber 1-15, Smith 1-7, Davis 1-2.

Sept. 12, 2015 • SECN • Jordan-Hare Stadium (87,451) • Auburn, Ala.

<b>JACKSONVILLE STATE</b>	<b>20</b>
<b>#6 AUBURN</b>	<b>27</b>

## GAME 2

Auburn turned on college football's largest video board Saturday and showed a thriller.

Jeremy Johnson threw a 10-yard touchdown pass to Melvin Ray with 39 seconds left, and Peyton Barber scored on a 4-yard run in overtime as Auburn beat Jacksonville State 27-20 on a surprising Saturday in Jordan-Hare Stadium.

Auburn scored first in overtime and then turned away the Gamecocks.

It was more than a lot of Auburn fans expected, especially when Jacksonville State's Troymaine scored on a 5-yard touchdown run with 5:38 left to give the Gamecocks a 20-13 lead.

Johnson also threw a 51-yard touchdown pass to running back Roc Thomas for a 13-10 lead in the give-and-take game.

Auburn figures to get a tougher test, still, in next Saturday's game at LSU in its SEC opener.

The Tigers improved to 2-0. Jacksonville State fell to 1-1.

Barber came through at the end. He caught a 9-yard pass from Johnson in overtime, and then scored the game-winner on the next play.

Barber followed up his 115-yard rushing game in the opener with 125 more yards against Jacksonville State.

Johnson hit 21-of-32 passes for 236 yards and two touchdowns and two interceptions.

It was a tough start. Auburn didn't score a touchdown in the first half, and, indeed, trailed 10-6 at halftime.

Auburn's first-half scoring was limited to a pair of Daniel Carlson field goals, a 27-yarder and a 49-yarder. Jacksonville State got a 32-yard field goal from Connor Rouleau, and took the lead on an 11-yard touchdown pass from Eli Jenkins to Josh Barge with 5:31 left in the first half.

It was an uneven performance for Auburn. Johnson hit 11-of-18 passes

### SCORING SUMMARY

JSU.....	0	10	0	10	0	—	20
Auburn.....	3	3	7	7	7	—	27

AU - Carlson 27 yd field goal, 1st, 3:06  
 JSU - Rouleau 32 yd field goal, 2nd, 13:29  
 AU - Carlson 49 yd field goal, 2nd, 9:55  
 JSU - Jenkins 11 yd pass to Barge (Rouleau kick), 2nd, 5:31  
 AU - Johnson 51 yd pass to Thomas (Carlson kick), 3rd, 8:27  
 JSU - Rouleau 26 yd field goal, 10:43, 4th  
 JSU - Pope 5 yd run (Rouleau kick), 5:38, 4th  
 AU - Johnson 10 yd pass to Ray (Carlson kick), 00:39, 4th  
 AU - Barber 4 yd run (Carlson kick), OT

### TEAM STATISTICS

	JSU	AU
First Downs	28	23
Rushes-Yards	46-161	38-164
Passing Yards	277	236
Comp-Att-Int	26-43-1	21-32-2
Total Plays-Yards	89-438	70-401
Punts-Avg.	2-29.5	3-38.3
Fumbles/Lost	4/0	2/1
Penalties-Yards	5-36	3-40
3rd Down Conv.	8-of-17	7-of-12
Time of Possession	35:25	24:35

### INDIVIDUAL STATISTICS

**RUSHING:** (JSU) - Pope 21-85 (TD), Jenkins 18-37, Clemons 4-36, M. Jones 2-7, (AU) - Barber 23-125 (TD), Thomas 8-22, K. Johnson 2-8, J. Johnson 4-7, Louis 1-3.

**PASSING:** (JSU) - Jenkins 26-43-1-277 (TD), (AU) - J. Johnson 21-32-2-236 (2 TD).

**RECEIVING:** (JSU) - Barge 14-132 (TD), Gonzalez 8-101, Goffigan 2-25, Screws 2-19, (AU) - Louis 10-76, Ray 3-32 (TD), Thomas 2-73 (TD), D. Williams 2-22, Davis 1-11, Barber 1-9, K. Johnson 1-7, Cox 1-6.

for 100 yards. Peyton Barber rushed 13 times for 44 yards.

Jacksonville State gave up the lead early in the third quarter, but the Gamecocks kept coming. Rudy Ford had to turn away one Jax State drive with an interception in the end zone when Auburn led 13-10.

# 2015 Game Recaps

Sept. 19, 2015 • CBS • Tiger Stadium (102,321) • Baton Rouge, La.

#18	<b>AUBURN</b>	21
#13	<b>LSU</b>	45

## GAME 3

Auburn didn't have an answer for LSU running back Leonard Fournette, who trumped a comeback bid that started from way back Saturday in Tiger Stadium.

The big running back rushed for 228 yards and three touchdowns, and was the engine that carried LSU over Auburn 45-21.

Auburn quarterback Jeremy Johnson ran for a touchdown and threw for two more, but it wasn't enough to overcome LSU's 24-0 halftime advantage.

Auburn came out with some life to start the second half. Johnson raced 65 yards straight up the middle for a touchdown early in the third quarter. It was the longest TD run by an Auburn quarterback since Cam Newton scored on a 71-yard run in 2010.

But Fournette was strong early, going 29 yards for a touchdown to go over 200 yards on the day for a 31-7 lead with 10:56 left in the third quarter. Later, Johnson threw a 9-yard TD pass to Melvin Ray to cut it to 38-14 and then a 10-yard touchdown pass to Duke Williams.

Auburn fell to 2-1 overall and 0-1 in the SEC heading into next Saturday's home game against Mississippi State. LSU improved to 2-0 overall and 2-0 in the league.

Fournette didn't waste time letting his intentions known. He raced 71 yards on the first offensive play of the game and had 169 rushing yards by halftime. LSU led 24-0 by then behind Fournette and quarterback Brandon Harris, who had 63 rushing yards in the first half.

LSU had the ball  $8\frac{1}{2}$  more minutes in the first half.

Punter Kevin Phillips had four kicks of 50+ yards. Auburn had three defenders with double-figure tackles for the first time since 2012: Kris Frost, Johnathan Ford and Tré Williams.

### SCORING SUMMARY

Auburn.....	0	0	14	7	—	21
LSU.....	14	10	14	7	—	45

LS - Harris 2 yd run (Domingue kick), 1st, 13:19  
 LS - Jeter 1 yd pass from Harris (Domingue kick), 1st, 1:39  
 LS - Domingue 32 yd field goal, 2nd, 6:54  
 LS - Fournette 40 yd run (Domingue kick), 2nd, 2:10  
 AU - Johnson 65 yd run (Carlson kick), 3rd, 13:19  
 LS - Fournette 29 yd run (Domingue kick), 3rd, 10:56  
 LS - Fournette 1 yd run (Domingue kick), 3rd, 4:14  
 AU - Ray 9 yd pass from Johnson (Carlson kick), 3rd, 1:03  
 LS - Harris 1 yd run (Domingue kick), 4th, 11:23  
 AU - D. Williams 10 yd pass from Johnson (Carlson kick), 4th, 5:47

### TEAM STATISTICS

	AU	LSU
First Downs	16	20
Rushes-Yards	37-160	48-411
Passing Yards	100	74
Comp-Att-Int	11-19-1	12-17-0
Total Plays-Yards	56-260	65-485
Punts-Avg.	6-50	3-40.3
Fumbles/Lost	2/1	0/0
Penalties-Yards	4-26	5-43
3rd Down Conv.	3-of-10	6-of-11
Time of Possession	26:23	33:37

### INDIVIDUAL STATISTICS

**RUSHING:** (AU) - J. Johnson 12-41 (1 TD), Thomas 8-37, Barber 7-34, Truitt 2-24, K. Johnson 4-14, Louis 2-6, Robinson 2-4. (LSU) - Fournette 19-228 (3 TD), Harris 8-66 (2 TD), Guice 6-55, Williams 8-41, Jackson 1-14, Brossette 4-13, Team 2-6.  
**PASSING:** (AU) - Johnson 11-19-1 (2 TD). (LSU) - Harris 12-17-0 (74 TD).  
**RECEIVING:** (AU) - K. Johnson 3-17, Thomas 2-36, D. Williams 2-19 (1 TD), Truitt 1-13, Ray 1-9 (1 TD), Smith 1-4, Louis 1-2. (LSU) - Dural 4-27, Jeter 2-15 (1 TD), Diarse 1-10, Fournette 1-9, Dupre 1-8, Guice 1-6, Johnson 1-0, Brossette 1-1

Sept. 26, 2015 • ESPN2 • Jordan-Hare Stadium (87,451) • Auburn, Ala.

	<b>MISSISSIPPI STATE</b>	17
#25	<b>AUBURN</b>	9

## GAME 4

Quarterback Sean White was steady in his first college game and the defense showed some moxie, but neither was enough to stop Mississippi State from beating Auburn 17-9 Saturday night in Jordan-Hare Stadium.

White, a redshirt freshman, was 20-of-28 for 188 yards passing and showed a willingness to run after being named Auburn's starting quarterback earlier in the week. The Tigers' defense kept Auburn close enough.

Auburn finished with more yards and first downs than State.

Peyton Barber had more than 100 yards rushing before the third quarter was done and finished with 137, his third 100-plus rushing game this season. Auburn wasn't afraid to mix in Roc Thomas and Kerryon Johnson, either.

The Tigers fell to 2-2. State improved to 3-1. Auburn will try to rebound next Saturday's homecoming game against San Jose State in a 3 p.m. game in Jordan-Hare Stadium.

Carlson's 30-yard field goal cut State's lead to 14-3 with 9:41 left in the third quarter, and his 30-yarder made it 14-6 with 3:06 left in the quarter. Auburn was close to doing more. The Tigers had been inside the State 10 four times by then, but had only two field goals to show for it.

State's Westin Graves' 45-yard field goal made 17-6 with 1:11 left in the third quarter. Carlson's 51-yarder made it 17-9 with 1:07 left in the game.

Auburn's defense kept the game close in the first half in a bounce-back performance from the previous game at LSU, though State led 14-0 at the break. The Bulldogs rode the arm of Prescott to do it. He hit 16-of-20 passes for 180 yards and two touchdowns in the first half.

But White was steady in his own right in the first half, completing 9 of 10 passes for 92 yards.

The first half stats were close enough, with State holding a 200-180 edge in total yards. But Auburn was turned away early when White was inter-

### SCORING SUMMARY

Miss. State.....	7	7	3	0	—	17
Auburn.....	0	0	6	3	—	9

MS - Myles 32 yd pass from Prescott (Graves kick), 1st, 5:18  
 MS - Wilson 17 yd pass from Prescott (Graves kick), 2nd, 8:02  
 AU - Carlson 30 yd field goal, 3rd, 9:41  
 AU - Carlson 25 yd field goal, 3rd, 3:06  
 MS - Graves 44 yd field goal, 3rd, 1:11  
 AU - Carlson 51 yd field goal, 4th, 1:07

### TEAM STATISTICS

	MS	AU
First Downs	18	25
Rushes-Yards	21-56	50-201
Passing Yards	270	188
Comp-Att-Int	29-41-0	20-28-1
Total Plays-Yards	62-326	78-389
Punts-Avg.	5-41.8	5-41.4
Fumbles/Lost	1/1	3/0
Penalties-Yards	4-30	6-40
3rd Down Conv.	4-of-12	4-of-14
Time of Possession	23:50	36:10

### INDIVIDUAL STATISTICS

**RUSHING:** (AU) - Barber 27-137, White 11-29, K. Johnson 5-28, Thomas 3-18, Truitt 2-5, Davis 1-8; (MSU) - Holloway 5-42, Prescott 6-14, Shumpert 5-5, Myles 2-1  
**PASSING:** (AU) - White 20-28-1-188. (MSU) - Prescott 29-41-0-270 (2 TD)  
**RECEIVING:** (AU) - D. Williams 4-49, K. Johnson 3-32, Ray 3-24, Thomas 3-12, Barber 2-19, Louis 2-14, Davis 1-22, Cox 1-10, Smith 1-6. (MSU) - Ross 7-66, Wilson 5-43 (1 TD), Walley 5-22, Brown 4-58, Dear 3-21, Myles 2-37 (1 TD), Shumpert 2-23, Holloway 1-0

cepted near the end zone, and then the Tigers missed a short field goal in the final minute of the first half.

Defensive coordinator Will Muschamp called for a change of attitude, and drilled the point home with a different starting lineup, one that included two true freshmen starting in the secondary and different starting linebackers from the previous week.

State scored its first-half touchdowns on a 32-yard pass from Prescott to Gabe Myles and a 17-yard pass from Prescott to De'Runnya Wilson.

# 2015 Game Recaps

Oct. 3, 2015 • SECN • Jordan-Hare Stadium (87,45) • Auburn, Ala.

<b>SAN JOSE' STATE</b>	<b>21</b>
<b>AUBURN</b>	<b>35</b>

## GAME 5

Peyton Barber ran through and, when necessary, over San Jose State with a five-touchdown performance that included a throwback Bo Over the Top score and a 35-21 Auburn victory on a homecoming Saturday.

Barber scored on runs of 2, 2, 5, 1 and, just to finish it off, 36 yards on a blue-collar overcast day in Jordan-Hare Stadium. Barber was happy enough to play that brand of tough-minded football.

It was Barber's first multi-touchdown day, and he made sure he got it with two touchdown runs in the first quarter, another in the second and a 1-yard up-and-over-the-top, a la Bo Jackson, in the third quarter.

San Jose State's Tyler Ervin, who rushed for 300 yards the previous week, gained more than 160 yards Saturday. His 2-yard TD run with 5:38 remaining kept the game close at 28-21 with 5:38 remaining, but Barber had one more touchdown left in him.

It was a running-kind-of-day. Auburn quarterback Sean White threw two passes in the second half.

Auburn improved to 3-2 and has won an off week before traveling to Kentucky for a Thursday night game on Oct. 15. San Jose State fell to 2-3.

Barber had rushed for more than 100 yards in three of Auburn's first four games. Make it four out of five.

It was Peyton Over the Top for Barber's fourth touchdown, a 1-yard leap that gave Auburn a little breathing room, and a 28-14 lead with 4:37 left in the third quarter.

Auburn gave San Jose State's defense something new to think about in the first half when running back Kerryon Johnson took three direct snaps from center, gaining 14 yards in the process. San Jose State showed it would take risks, going for it on fourth down three times in the first half.

The chess game played out, but it was the running of Barber and his three first-half touchdowns that had Auburn on the go in the first half. White's

steady 5-of-8 passing for 103 first-half yards helped the cause as well, but this day belonged to the running game.

Barber scored in the first half on runs of 2, 2 and 5 yards, the last giving Auburn a 21-7 lead with 38 seconds left in the first half.

Barber also scored the first touchdown of the game. San Jose State answered with an 18-yard touchdown pass from Joe Gray to Tyler Winston. But Barber made it 14-7 Auburn with 2:32 left in the first quarter.

### SCORING SUMMARY

San Jose' St.....	7	0	7	7	—	21
Auburn.....	14	7	7	7	—	35

AU- Barber 2yd run (Carlson kick), 1st, 9:54  
 SJ- Winston 18 yd pass from Gray (Crawford kick), 1st, 4:55  
 AU- Barber 2 yd run (Carlson kick), 1st, 2:32  
 AU- Barber 5yd run (Carlson kick), 2nd, 0:38  
 SJ- Gray 1 yd run (Crawford kick), 3rd, 8:01  
 AU- Barber 1 yd run (Carlson kick), 3rd, 4:37  
 SJ- Ervin 2 yd run (Crawford kick), 4th, 5:38  
 AU- Barber 36 yd run (Carlson kick), 4th, 4:43

### TEAM STATISTICS

	<b>SJ</b>	<b>AU</b>
First Downs	22	15
Rushes-Yards	38-182	48-234
Passing Yards	224	108
Comp-Att-Int	21-33-2	6-10-0
Total Plays-Yards	71-406	58-342
Punts-Avg.	1-42.0	2-40.5
Fumbles/Lost	3/2	4/0
Penalties-Yards	2-15	1-15
3rd Down Conv.	6-of-12	6-of-11
Time of Possession	33:57	26:03

### INDIVIDUAL STATISTICS

**RUSHING:** (AU) - Barber 28-147 (5 TD), Thomas 4-39, K. Johnson 5-21, White 4-18, Louis 4-17, Team 3--8. (SJSU) - Ervin 27-160 (1 TD), Lawson 3-14, Roberson 2-7, Gray 4-2 (1 TD), Wilson 1-1, Crawley 1--2.

**PASSING:** (AU) - White 6-10-0-108. (SJSU) - Gray 21-33-2-224 (1 TD).

**RECEIVING:** (AU) - Louis 3-47, Thomas 1-42, D. Williams 1-17, Davis 1-2. (SJSU) - Freeman 6-59, Wilson 6-40, Winston 4-62 (1 TD), Crawley 2-26, Roberson 1-17, Ervin 1-11, Smith 1-9

Oct. 15, 2015 • ESPN • Commonwealth Stadium (63,407) • Lexington, Ky.

<b>AUBURN</b>	<b>30</b>
<b>KENTUCKY</b>	<b>27</b>

## GAME 6

Sean White teamed up with Ricardo Louis for big plays, and Auburn rode a fast start and a good finish to beat Kentucky 30-27 Thursday night in Commonwealth Stadium.

White, confirmed as the starting quarterback only an hour before kickoff, hooked up with Louis early to help Auburn to a 23-10 halftime lead.

Louis had five catches for 114 yards in the first quarter, and seven in the game, and Daniel Carlson hit three field goals in the first half. Peyton Barber scored on two touchdown runs, including a big one on a 3-yard run with 7:56 remaining.

Auburn held Kentucky on fourth down with 25 seconds remaining.

Auburn improved to 4-2 overall and 1-2 in the Southeastern Conference. Kentucky fell to 4-2 overall and 2-2 in the league.

White completed 17 of 27 passes for a career-best 255 yards in his third college game.

"We had some explosive plays, really for the first time all year. We actually got into a rhythm," said coach Gus Malzahn. "We were very good on third downs in the first half."

Auburn converted eight of 11 third-down conversions in the first half, and finished making 11 of 18.

That fast start may have been the difference. White promptly led Auburn to two quick touchdowns. Peyton Barber scored first, on a 1-yard run; and then Kerryon Johnson came in to take a direct snap, sprinted right and scored on a 6-yard run for a 30-20 lead. Kentucky cut it to three with just over four minutes remaining.

Kentucky running back Boom Williams ran for 60 yards on one play, then scored on a 1-yard run and scored again later.

Carlton Davis' interception in the end zone — his second INT in the last two games — turned away Kentucky early in the second quarter, and the Tigers' offense took it down field setting up a Carlson 34-yard field goal for a 17-7 lead with 8:59 left in the half.

AU- Barber 1 yd run (Carlson kick), 1st, 11:07  
 UK- Williams 1 yd run (MacGinnis kick), 1st, 8:46  
 AU- K. Johnson 6 yd run (Carlson kick), 1st, 6:10  
 AU- Carlson 34 yd field goal, 2nd, 8:59  
 UK- MacFinnis 28 yd field goal, 2nd, 4:55  
 AU- Carlson 29 yd field goal, 2nd, 1:43  
 AU- Carlson 52 yd field goal, 2nd, 0:00  
 UK- Williams 6 yd run (MacGinnis kick), 3rd, 11:49  
 UK- MacFinnis 31 yd field goal, 3rd, 1:03  
 AU- Barber 3 yd run (Carlson kick), 4th, 7:56  
 UK- Horton 1yd run (MacGinnis kick), 4th, 4:06

### TEAM STATISTICS

	<b>AU</b>	<b>UK</b>
First Downs	21	25
Rushes-Yards	47-152	33-138
Passing Yards	255	359
Comp-Att-Int	17-28-0	27-44-1
Total Plays-Yards	75-407	77-497
Punts-Avg.	5-40.8	4-35.8
Fumbles/Lost	0/0	0/0
Penalties-Yards	5-49	5-37
3rd Down Conv.	11-of-18	5-of-13
Time of Possession	29:27	30:33

### INDIVIDUAL STATISTICS

**RUSHING:** (AU) - Barber 26-92 (2 TD), K. Johnson 9-36 (TD), Louis 1-9, Thomas 4-8, White 6-7; (UK) - S. Williams 16-113 (2 TD), Towles 7-12, Horton 5-10 (TD), Kemp 5-3.

**PASSING:** (AU) - White 17-27-0-255. (UK) - Towles 27-44-1-359.

**RECEIVING:** (AU) - Louis 7-154, Davis 5-49, Smith 2-13, Barber 1-16, K. Johnson 1-14, Stevens 1-9. (UK) - Johnson 9-160, Baker 6-66, Badet 5-67, Conrad 3-22, Bone 2-17, Walker 1-20, S. Williams 1-7.

Austin MacGinnis kicked a 28-yard field goal for Kentucky to make it 17-10, but Carlson hit a 29-yard field goal to give Auburn a 20-10 lead with 1:43 left in the first quarter. Carlson hit a 52-yard field goal on the last play of the half.

His three 50-plus-yard field goals this year ties Auburn's single season record for field goals of 50 or more yards.

Auburn led 23-20 at the half, but Williams' 6-yard touchdown run cut Auburn's lead to 23-17 with 11:49 left in the third quarter.

McGinnis wasn't finished, either. He kicked a 31-yard field goal with 1:03 left in the third quarter to cut the Auburn lead to 23-20.

# 2015 Game Recaps

Oct. 24, 2015 • SECN • Razorback Stadium (72,008) • Fayetteville, Ark.

<b>AUBURN</b>	<b>46</b>
<b>ARKANSAS</b>	<b>54</b>

## GAME 7

Comeback Auburn came back in the closing seconds to tie things up, but it was Arkansas that scored last to beat the Tigers 54-46 in a four-overtime thriller in Razorback Stadium on Saturday.

The Tigers, down by 14 points early and trailing by a touchdown going into the fourth quarter, tied the game with four seconds left in regulation on a Daniel Carlson's 41-yard field goal. Auburn took its first lead of the game in the first overtime. The teams traded touchdowns, and in some cases, 2-point conversions from there, before Auburn's last-ditch throw to the end zone fell incomplete.

"Our kids fought, and I think everybody saw that," said coach Gus Malzahn.

Malzahn left the game saying Auburn showed plenty of resolve, that the Tigers are better than when they started, and they'd practice hard to get ready for next week's home game against Ole Miss.

Quarterback Sean White was steady, completing 19 of 32 passes for 254 yards. Peyton Barber had four rushing touchdowns.

Auburn took a 46-38 lead in the third overtime when Barber scored his fourth touchdown, and White completed a 2-point conversion pass to Melvin Ray. Arkansas answered, scoring on a fourth-and-2 play and converting on a 2-point conversion pass.

Barber rushed for 120 yards to go along with his four touchdowns.

Auburn had a 96-yard drive, its longest of the season.

Jeremy Johnson, the former starter, came in to quarterback Auburn for one play, and scored on a 1-yard run to tie Arkansas in the fourth quarter. The Hogs went up by 3, then it was game on for everybody.

Jason Smith scored on a 9-yard run on his first-ever Auburn carry.

### SCORING SUMMARY

Auburn.....	0	7	7	10	(22)	46
Arkansas.....	7	7	7	3	(30)	54

AR- Reed 11 yd run (Hedlund kick), 1st, 11:33  
 AU- Sprinkle 23 yd pass (Hedlund kick), 2nd, 14:22  
 AU- Barber 1yd run (Carlson kick), 2nd, 0:30  
 AU- Smith 9 yd run (Carlson kick), 3rd, 9:09  
 AR- Collins 7 yd run (Hedlund kick), 3rd, 2:14  
 AU- J. Johnson 1 yd run (Carlson kick), 4th, 6:54  
 AU- Hedlund 25 yd field goal, 4th, 1:07  
 AU- Carlson 41 yd field goal, 4th, 0:04  
 AU- Barber 2 yd run (Carlson kick), OT  
 AR- Morgan 6 yd pass (Hedlund kick), OT  
 AR- Walker 3 yd run (Hedlund kick), 2OT  
 AU- Barber 2 yd run (Carlson kick), 2OT  
 AU- Barber 1 yd run (Ray pass from White), 3OT  
 AR- Walker 4 yd run (Sprinkle pass from Allen), 3OT  
 AR- Morgan 25 yd pass (Walker pass from Allen), 4OT

### TEAM STATISTICS

	AU	AR
First Downs	22	29
Rushes-Yards	52-162	49-213
Passing Yards	254	244
Comp-Att-Int	16-34-0	20-32-1
Total Plays-Yards	86-416	81-457
Punts-Avg.	6-36.2	4-42.5
Fumbles/Lost	1/0	2/0
Penalties-Yards	2-25	3-25
3rd Down Conv.	8-of-17	9-of-16
Time of Possession	27:09	32:51

### INDIVIDUAL STATISTICS

**RUSHING:** (AU) - Barber 37-120 (4 TD), K. Johnson 7-31, Smith 1-9 (TD), Louis 1-8, J. Johnson 1-1 (TD), Truitt 2--1, White 3--6. (AR) - Collins 25-105 (TD), Walker 8-32 (2 TD), Reed 3-25 (TD), Mitchell 2-19, Williams 4-18, Allen 6-11, Morgan 1-3.  
**PASSING:** (AU) - White 19-32-0-254. (AR) - Allen 19-31-1-233 (3 TD), Mitchell 1-1-0-11.  
**RECEIVING:** (AU) - Louis 6-79, Ray 3-55, Smith 2-54, Stevens 2-18, King 2-13, Pettway 1-12, K. Johnson 1-11, Barber 1-11, Davis 1-1. (AR) - Morgan 6-56 (2 TD), Henry 5-68, Reed 4-47, Collins 3-39, Sprinkle 1-23 (TD), Allen 1-11.

Auburn finished the first half and started the second half in strong fashion after a sleepy start for the 11 a.m. game. Both teams piled on the points in overtime.

Linebacker Kris Frost, who had an interception that would send Auburn on its way to its first touchdown, said Auburn will play on.

Auburn started slowly. Arkansas had the ball for 11:27 of the first quarter, leaving Auburn with just 3:33 to play with. The Razorbacks finished the quarter with a 146-15 advantage in total yards. But Auburn began closing the gap as the second quarter wound down. Arkansas finished with 457 yards. Auburn had 416.

Oct. 31, 2015 • ESPN • Jordan-Hare Stadium (87,451) • Auburn, Ala.

<b>#19 OLE MISS</b>	<b>27</b>
<b>AUBURN</b>	<b>19</b>

## GAME 8

Sean White's sore knee limited him in practice, but it didn't stop him from keeping Auburn in contention on game day before losing to Ole Miss 27-19 Saturday in Jordan-Hare Stadium.

White, who showed he was ready in pregame warmups, and threw his first college touchdown pass, a 47-yarder to Ricardo Louis, in short order. Daniel Carlson kicked four field goals for Auburn.

Auburn used a revolving door at quarterback to start the game, with White, Jeremy Johnson and Kerryon Johnson taking snaps. But it was White who had the big play to Louis for a 10-3 lead.

White played most of the way at quarterback, though Johnson had a long pass completion after lining up at receiver.

Auburn's defense showed some toughness, stopping Ole Miss on a fourth-and-1 at the 5 in the middle of the third quarter. Later, a Kris Frost interception set up an Auburn field goal. But the Rebels still came up with big offensive plays.

Ole Miss scored first in the second half on a Gary Wunderlich's 37-yard field goal for a 13-10 lead. Carlson hit a 23-yard field goal to make it 13-13, but the Rebels took a 20-13 lead when Chad Kelly threw a 45-yard touchdown pass to Derrick Jones.

White helped Auburn back, thanks to a 46-yard pass to Louis that would help set up a 33-yard field by Carlson with 14:34 left in the fourth quarter.

Frost's interception set up another Carlson field goal, but not before a little razzle dazzle. Johnson took a flip, and threw a long pass to Tony Stevens to the Ole Miss 3. The Tigers got no farther, so Carlson's fourth field goal of the game -- a 26-yarder -- made it Ole Miss 20-19 with 12 minutes left in the fourth quarter.

### SCORING SUMMARY

Ole Miss.....	3	7	10	7	27
Auburn.....	3	7	3	6	19

OM- Wunderlich 27 yd field goal, 1st, 8:30  
 AU- Carlson 52 yd field goal, 1st, 3:52  
 AU- Louis 47 yd pass (Carlson kick), 2nd, 14:11  
 OM- Judd 25 yd run (Wunderlich kick), 2nd, 3:59  
 OM- Wunderlich 37 yd field goal, 3rd, 12:20  
 AU- Carlson 23 yd field goal, 3rd, 3:46  
 OM- Jones 45 yd pass (Wunderlich kick), 3rd, 1:54  
 AU- Carlson 33 yd field goal, 4th, 14:34  
 AU- Carlson 26 yd field goal, 12th, 12:00  
 OM- Treadwell 21 yd pass (Wunderlich kick), 4th, 10:13

### TEAM STATISTICS

	OM	AU
First Downs	27	18
Rushes-Yards	39-156	41-125
Passing Yards	402	302
Comp-Att-Int	34-52-2	13-32-1
Total Plays-Yards	91-558	73-427
Punts-Avg.	5-40.4	5-45.6
Fumbles/Lost	2/0	0/0
Penalties-Yards	7-40	3-20
3rd Down Conv.	7-of-18	2-of-15
Time of Possession	33:30	26:30

### INDIVIDUAL STATISTICS

**RUSHING:** (AU) - Robinson 18-91, Barber 8-17, J. Johnson 4-15, K. Johnson 5-7, Thomas 1-3, White 4--6. (OM) - Walton 20-78, Judd 8-54 (TD), Kelly 8-21, Wilkins 2-4, Pack 1--1.  
**PASSING:** (AU) - White 12-28-1-258 (TD), J. Johnson 1-3-0-44, Smith 0-1-0-0. (OM) - Kelly 33-51-2-381 (2 TD), Treadwell 1-1-0-21  
**RECEIVING:** (AU) - Louis 4-137 (TD), Thomas 3-37, Stevens 2-55, Davis 2-20, Ray 1-44, Cox 1-9. (OM) Stringfellow 8-71, Treadwell 7-114 (TD), Ingram 4-36, Walton 3-47, Pack 3-38, Judd 3-17, Adebayeh 3-8, Core 2-26, Jones 1-45 (TD).

A Chad Kelly to Laquon Treadwell TD pass, plus an extra point, made it Ole Miss 27, Auburn 19 with 10:13 left in the fourth quarter.

Carlson kicked a 52-yard field goal for Auburn's first points. It was his fourth field goal of the season of more than 50 yards, setting the school's single-season record for big kicks.

Gus Malzahn took a chance midway through the second quarter, going for it on fourth-and-1 at his own 49. The Tigers didn't make it. Ole Miss soon faced a fourth down as well, went for it, and made it, setting up a 25-yard touchdown run by Akeem Judd to tie the game at 10-10.



# 2015 Game Recaps

Nov. 7, 2015 • SECN • Kyle Field (104,625) • College Station, Texas

<b>AUBURN</b>		<b>26</b>
<b>#25</b>	<b>TEXAS A&amp;M</b>	<b>10</b>

## GAME 9

Welcome back Jeremy Johnson.

The Auburn quarterback stepped in for injured Sean White in a big way, hitting his first nine passes, getting a nice assist from the Tigers' defense throughout and together they combined to beat Texas A&M 26-10 Saturday night in Kyle Field.

It was Auburn's most complete game of the season.

Johnson, who started the first three games before being replaced by White, threw a touchdown pass to give Auburn a 7-3 lead, then watched Jovon Robinson score from the 1 for a 14-3 advantage with 13:40 left in the second quarter. Texas A&M would cut it to 20-10 late in the third quarter, but that was in the midst of a Daniel Carlson field goal parade. His third, early in the fourth quarter, put Auburn on top 23-10. Another one made it 26-10 midway through the fourth.

Auburn's defense turned away two A&M scoring threats with interceptions near the goal line in the tone-setting first half. The Tigers also stopped the Aggies on a fourth-and-1 at the Auburn 23. The Aggies scored their first touchdown with 2:23 left in the third quarter. Auburn's defense turned away the Aggies again late in the game.

But Auburn was up 20-3 before then, thanks to Johnson's passing and Robinson's running in the first half, and field goals of 35 and 30 yards from Daniel Carlson in the third quarter. A&M scored on a 2-yard TD pass from Jake Hubenak to Speedy Noil late in the quarter to cut it to 20-10, but Carlson hit a 21-yard field early in the fourth to stretch the lead to 23-10.

White had started the previous five games, but the knee injury that threatened to sideline him last week against Ole Miss finally got him before the A&M game. White didn't practice the week leading up to the game because of his injury.

Johnson was 9-of-9 passing for 57 yards and a touchdown early on. Robinson had seven carries for 77 yards and a touchdown during that same span. Robinson broke the 100-yard barrier with six minutes left in the second quarter.

Taylor Bertolet put A&M up early with a 50-yard field goal with 11:25 left in first quarter. But that was before Johnson got going.

### SCORING SUMMARY

Auburn.....	7	7	6	6	--	26
Texas A&M.....	3	0	7	0	--	10

TAMU- Bertolet 50 yd field goal, 1st, 11:25  
 AU- Davis 9 yd pass (Carlson kick), 1st, 6:42  
 AU- Robinson 1 yd run (Carlson kick), 2nd, 13:40  
 AU- Carlson 35 yd field goal, 3rd, 12:29  
 AU- Carlson 30 yd field goal, 3rd, 7:56  
 TAMU- Noil 2 yd pass (Bertolet kick), 3rd, 2:23  
 AU- Carlson 21 yd field goal, 4th, 13:39  
 AU- Carlson 31 yd field goal, 4th, 6:33

### TEAM STATISTICS

	AU	TAMU
First Downs	20	21
Rushes-Yards	52-311	38-166
Passing Yards	132	137
Comp-Att-Int	13-17-0	18-35-3
Total Plays-Yards	69-443	73-303
Punts-Avg.	3-34.7	2-41.5
Fumbles/Lost	1/0	0/0
Penalties-Yards	6-78	3-20
3rd Down Conv.	9-of-17	10-of-16
Time of Possession	33:57	26:03

### INDIVIDUAL STATISTICS

**RUSHING:** (AU) - Robinson 27-159 (TD), Louis 6-43, Barber 13-41, R. Davis 1-28, Smith 1-24, K. Johnson 3-19. (TAMU) - Carson 21-109, Murray 8-37, White 5-11, Hubenak 2-5, Kirk 2-4.

**PASSING:** (AU) - J. Johnson 13-17-0-132 (TD). (TAMU) - Murray 13-23-3-105, Hubenak 5-12-0-32 (TD)

**RECEIVING:** (AU) - M. Davis 4-10 (TD), K. Johnson 3-43, Stevens, 2-38, Ray 2-30, Smith 2-11. (TAMU) Kirk 7-44, Seals-Jones 4-41, Noil 4-30 (TD), Reynolds 3-22.

Nov. 14, 2015 • CBS • Jordan-Hare Stadium (87,451) • Auburn, Ala.

<b>GEORGIA</b>		<b>20</b>
<b>AUBURN</b>		<b>13</b>

## GAME 10

Auburn started fast, but Georgia figured out the Tigers in the second half on the way to a 20-13 victory Saturday in Jordan-Hare Stadium.

Auburn led 10-3 at the half, but couldn't find an answer down the stretch in the Deep South's Oldest Rivalry.

Isaiah McKenzie's 4-yard touchdown run tied Auburn with 1:20 left in third quarter, and he returned a punt 53 yards in the fourth quarter to give the Bulldogs the lead. A Morgan Marshall field goal gave the Bulldogs a 10-point lead. Daniel Carlson's 38-yard field goal -- his 14th straight -- cut Georgia's lead to seven with 1:14 left.

Georgia recovered Auburn's onside kick attempt and then ran out the clock.

It was a defensive day. Georgia had only 243 yards. Auburn had 275.

Auburn fell to 5-5 overall and 2-5 in the Southeastern Conference. Georgia improved to 7-3 overall and 5-3 in the league.

Jeremy Johnson quarterback Auburn in the first half. He split time with Sean White in the second half.

Auburn led Georgia 7-3 at halftime in Jordan-Hare Stadium.

Auburn scored on its opening drive when Kerryon Johnson took a direct snap and scored on a 7-yard run 4½ minutes into the game. The Tigers' offense didn't score the rest of the first half, turning over some of the big plays to Auburn's defense, which turned away one scoring chance when Georgia failed to convert on a fourth-and-1 play at the Tigers' 2.

Morgan's 40-yard field goal finally cut Auburn's lead to 7-3 with four minutes left in the second quarter.

Johnson was 4-for-4 passing on the first drive. Jovon Robinson rushed for 28 yards. Johnson 7-yard TD run finished off the drive.

### SCORING SUMMARY

Georgia.....	0	3	7	10	--	20
Auburn.....	7	3	0	3	--	13

AU- K. Johnson 7 yd run (Carlson kick), 1st, 10:24  
 UG- Morgan 40 yd field goal, 2nd, 4:00  
 AU- Carlson 42 yd field goal, 2nd, 0:34  
 UG- McKenzie 4 yd run (Morgan kick), 3rd, 1:20  
 UG- McKenzie 53 yd punt return (Morgan kick), 4th, 9:28  
 UG- Morgan 38 yd field goal, 4th, 6:39  
 AU- Carlson 38 yd field goal, 4th, 1:14

### TEAM STATISTICS

	UG	AU
First Downs	15	16
Rushes-Yards	45-146	37-213
Passing Yards	97	62
Comp-Att-Int	12-17-0	15-27-1
Total Plays-Yards	62-243	64-275
Punts-Avg.	5-40.6	5-39.6
Fumbles/Lost	2/0	2/2
Penalties-Yards	5-48	2-16
3rd Down Conv.	5-of-14	4-of-14
Time of Possession	35:49	24:11

### INDIVIDUAL STATISTICS

**RUSHING:** (UG) - Michel 26-77, McKenzie 4-26 (TD), Douglas 4-25, Godwin 2-14, Hicks 2-5, Lambert 4-2, Team 3-3. (AU) - Robinson 12-93, Barber 13-72, J. Johnson 7-31, Louis 2-14, K. Johnson 2-10 (TD), White 1-7.

**PASSING:** (UG) - Lambert 12-17-0-97. (AU) - J. Johnson 14-22-1-61, White 1-5-0-1

**RECEIVING:** (UG) - Blazevich 3-19, Mitchell 2-20, McKenzie 2-15, Michel 2-13, Payne 1-20, Rome 1-7, Douglas 1-3. (AU) - Davis 8-31, Louis 4-22, Barber 2-8, Stevens 1-1.

# 2015 Game Recaps

Nov. 21, 2015 • SECN • Jordan-Hare Stadium (87,451) • Auburn, Ala.

<b>IDAHO</b>	<b>34</b>
<b>AUBURN</b>	<b>56</b>

## GAME 11

Auburn scored all sorts of ways, successfully executed a fake punt and generally had a good time beating Idaho 56-34 Saturday in Jordan-Hare Stadium in a proper tune-up for next week's Iron Bowl.

The game likely as a confidence booster for quarterback Jeremy Johnson, who threw for two touchdowns and ran for two more in a solid performance.

It was the most points Auburn has scored this season. Another good moment: Walk-on quarterback Tucker Tuberville played in his first game as his dad, former Auburn coach Tommy Tuberville, watched from the stands.

Auburn faked a punt to set up a touchdown and scored on an interception, a pass and a run. And that was just in the first half. Auburn scored two touchdowns in quick order in the second half for a 49-17 lead. Idaho made up ground late against backups. The next time Auburn plays here will be against Alabama at 2:30 p.m. next Saturday.

Johnson scored on runs of 1 and 2 yards, and threw a 15-yard touchdown pass to Ricardo Louis and a 5-yard TD pass to Tony Stevens.

He finished hitting 13-of-19 passes for 163 yards and ran for 23 more before departing with a big lead early in the fourth quarter.

Johnson's 5-yard touchdown pass to Stevens put Auburn up 42-17 with 12:02 left in third quarter. Johnson's 2-yard TD run pushed it to 49-17 six minutes later.

Roc Thomas' 56-yard touchdown run made it 56-20 with 12:46 left in the game.

Kevin Phillips' 24-yard gain on a fake punt, along with sporty running by Jovon Robinson, help set up a 1-yard touchdown run by Johnson for Auburn's third touchdown. Rudy Ford returned an interception 48 fancy yards for the Tigers' fifth touchdown.

Pepton Barber scored on a 2-yard run 2½ minutes into the game.

### SCORING SUMMARY

Idaho.....	7	10	3	14	—	34
Auburn.....	14	21	14	7	—	56

AU- Barber 2 yd run (Carlson kick), 1st, 12:31  
 UI- Penny 4 yd run (Rehkwow kick), 1st, 11:38  
 AU- Robinson 13 yd run (Carlson kick), 1st, 4:49  
 UI- Rehkwow 25 yd field goal, 2nd, 14:56  
 AU- J. Johnson 1 yd run (Carlson kick), 2nd, 9:44  
 AU- Louis 15 yd pass (Carlson kick), 2nd, 7:58  
 AU- Ford 48 yd interception return (Carlson kick), 2nd, 6:47  
 UI- Linehan 1 yd run (Rehkwow kick), 2nd, 2:25  
 AU- Stevens 5 yd pass (Carlson kick), 3rd, 12:02  
 AU- J. Johnson 2 yd run (Carlson kick), 3rd, 6:30  
 UI- Rehkwow 45 yd field goal, 3rd, 2:24  
 AU- Thomas 56 yd run (Carlson kick), 4th, 12:46  
 UI- Hightower 9 yd pass (Rehkwow kick), 4th, 10:19  
 UI- Lutton 1 yd run (Rehkwow kick), 4th, 5:18

### TEAM STATISTICS

	UI	AU
First Downs	26	25
Rushes-Yards	37-123	51-297
Passing Yards	356	163
Comp-Att-Int	29-48-2	13-19-0
Total Plays-Yards	85-479	70-460
Punts-Avg.	3-38.7	5-37.0
Fumbles/Lost	2/1	2/1
Penalties-Yards	4-38	11-107
3rd Down Conv.	8-of-18	7-of-13
Time of Possession	32:48	27:12

### INDIVIDUAL STATISTICS

**RUSHING:** (UI) - Duckworth 10-35, Lutton 10-34 (TD), Linehan 8-26 (TD), Saunders 5-12, Hightower 1-10, Penny 2-8 (TD). (AU) - Robinson 15-99 (TD), Thomas 4-78 (TD), Barber 12-47 (TD), Tillman 5-24, Phillips 1-24, J. Johnson 5-23 (2 TD), Louis 3-18, Tuberville 2-14, K. Johnson 1-3, Smith 1- -5, R. Davis 1- -8.  
**PASSING:** (UI) - Linehan 15-29-1-192, Lutton 14-18-1-164 (TD), Coles 0-1-0-0. (AU) - J. Johnson 13-19-0-163 (2 TD).  
**RECEIVING:** (UI) - Cowan 10-118, Hightower 8-161 (TD), Watson 4-50, Duckworth 2-7, Boston 1-9, Mwehla 1-7, Coles 1-5, Saunders 1-0, Bradley 1- -1. (AU) - Louis 4-90 (TD), Stevens 3-28 (TD), M. Davis 3-22, Smith 1-15, Ray 1-10, K. Johnson 1- -2.

Robinson scored next on a 13-yard run. Idaho hung around early. Scoring on its second offensive snap on an Elijahaa Penny 4-yard run and an Austin Rehkwow kicks a 25-yard field goal.

That field goal cut Auburn's lead to 14-10. But Auburn scored on the fake-punt drive and then, following an Idaho fumble, scored when Johnson threw an easy-as-you-please 15-yard touchdown pass to Ricardo Louis for a 28-10 lead with 7:58 left in the second quarter.

Ford then scored on his 48-yard interception return. Matt Linehan's 1-yard touchdown run with 2:25 left in the second quarter cut Auburn's lead to 35-17.

Johnson set the tone in the first half hitting 9-of-12 passes for 89 yards and a touchdown. Robinson had 15 carries for 99 yards and a touchdown.

Nov. 28, 2015 • CBS • Jordan-Hare Stadium (87,451) • Auburn, Ala.

<b>#2 ALABAMA</b>	<b>29</b>
<b>AUBURN</b>	<b>13</b>

## GAME 12

Jeremy Johnson threw a highlight reel touchdown pass to Jason Smith, but in a game of field goals, it wasn't enough to carry the day for Auburn at the Iron Bowl.

Alabama's Adam Griffith kicked five field goals and the Tide threw a touchdown pass of its own in the third quarter and added a touchdown late to beat Auburn 29-13 Saturday in the 80th renew of the rivalry.

The Johnson-to-Smith 77-yard touchdown pass was the stuff of the Prayer in Jordan-Hare win over Georgia, and Auburn's Kick Six win over Alabama in 2013. But while Smith made a great catch by tipping the ball to himself while running full speed, it didn't result in a win.

Auburn ended the regular season with a 6-6 record. Four of the losses were one-possession games, losing by eight or fewer points. The loss to Alabama was by double digits, thanks to a Tide touchdown with 26 seconds left.

It was a rebound for Griffith at Jordan-Hare Stadium. He missed a long field goal try on the last play of the 2013 Iron Bowl, the miss that Chris Davis turned into the Kick Six 109-yard return that beat Alabama on the final play.

This time, Griffith kicked four field goal in the first half for a 12-6 Alabama lead. He outdueled Auburn's Daniel Carlson, who hit two of his three tries.

Griffith hit field goals of 27, 40, 26 and 50 yards in the first half. Carlson ran his streak to 16 consecutive field goals when he hit field goals of 24 and 48 yards. He missed one after that.

Auburn fans cheered before the game upon seeing the return of Cam Newton, one of the stars of Auburn's 2010 Iron Bowl win. The fans cheered again when the big video board showed Davis' Kick Six return.

Neither offense did much around the end zone in the first half. Auburn

### SCORING SUMMARY

Alabama.....	3	9	7	10	—	29
Auburn.....	6	0	7	0	—	13

UA- Griffith 26 yd field goal, 1st, 11:28  
 AU- Carlson 24 yd field goal, 1st, 7:35  
 AU- Carlson 44 yd field goal, 1st, 1:49  
 UA- Griffith 40 yd field goal, 2nd, 11:47  
 UA- Griffith 26 yd field goal, 2nd, 6:58  
 UA- Griffith 50 yd field goal, 2nd, 0:24  
 UA- Stewart 34 yd pass (Griffith kick), 3rd, 5:14  
 AU- Smith 77 yd pass (Carlson kick), 3rd, 4:27  
 UA- Griffith 47 yd field goal, 4th, 10:04  
 UA- Henry 25 yd run (Griffith kick), 4th, 0:26

### TEAM STATISTICS

	UA	AU
First Downs	24	12
Rushes-Yards	50-286	37-91
Passing Yards	179	170
Comp-Att-Int	17-26-0	10-23-0
Total Plays-Yards	76-465	60-261
Punts-Avg.	3-48.3	5-40.4
Fumbles/Lost	0/0	2/1
Penalties-Yards	7-65	8-62
3rd Down Conv.	5-of-16	3-of-15
Time of Possession	35:23	24:37

### INDIVIDUAL STATISTICS

**RUSHING:** (UA) - Henry 46-271 (TD), Coker 3-13, Harris 1-2. (AU) - Robinson 14-51, Barber 8-29, Louis 4-19, K. Johnson 3-7, Smith 2-3, J. Johnson 6- -18.  
**PASSING:** (UA) - Coker 17-26-0-179 (TD). (AU) - J. Johnson 10-23-0-170 (TD).  
**RECEIVING:** (UA) - Stewart 8-81 (TD), Ridley 6-90, Mullaney 2-4, Harris 1-4. (AU) - Smith 2-82 (TD), Barber 2-31, Ray 2-6, Louis 1-24, Robinson 1-20, Davis 1-4. Stevens 1-3.

finished with 146 yards with Jovon Robinson's 53 rushing yards leading the way. Johnson hit 3-of-7 passes for 56 yards in the first half and finished hitting 10-of-23 passes for 169 yards.

Alabama finished with 465 yards, 271 of those came via Derrick Henry runs. Auburn finished with 260 yards.

Both quarterbacks did better in the third quarter than the first half. Alabama's Jake Coker stepped away from trouble twice on one drive, and the second dramatic getaway resulted in a 34-yard touchdown pass to ArDarius Stewart.

Alabama then benefited from two personal foul penalties on Auburn on one play, gaining those 30 yards without trying, setting up Griffith's final field goal, a 46-yarder. Alabama's final touchdown came on a Henry 25-yard run with 26 seconds left.

# 2015 Game Recaps

Dec. 30, 2015 • ESPN • Legion Field (87,451) • Auburn, Ala.

<b>AUBURN</b>	<b>31</b>
<b>MEMPHIS</b>	<b>10</b>

## GAME 13

Jeremy Johnson helped Auburn close out the season in fine fashion Wednesday when he came off the bench to lead the Tigers to a 31-10 victory over Memphis in the Birmingham Bowl.

Johnson threw the go-ahead touchdown pass in the third quarter, ran for another score early in the fourth and brought life to what had been a hard-fought game. It was 10-10 before the dramatics began in front of a Birmingham Bowl record crowd of 59,430 in Legion Field.

After the game, coach Gus Malzahn announced he hired Kevin Steele as his defensive coordinator. That's the same position he held at LSU.

Auburn running back Jovon Robinson was named the game's MVP after rushing for 126 yards. The Tigers' defense turned in an MVP performance, too, holding Memphis to 205 yards.

Johnson's play, coupled with an Auburn defense that allowed three points and Peyton Barber crossing the 1,000-yard rushing barrier for the season, allowed the Tigers to finish the season with a 7-6 record. Memphis fell to 9-4.

Johnson, subbing for starter Sean White, threw an 11-yard touchdown pass to Jason Smith for the lead with 3:12 left in the third quarter. His 5-yard touchdown run on the first play of the fourth quarter made it 24-10.

Barber's running allowed Auburn to have at least one 1,000-yard rusher in seven straight seasons.

Auburn showed a little trickery early in the game before pounding away at Memphis in the second half.

A fake punt set up a 20-yard Daniel Carlson for Auburn's first score and Kerryon Johnson scored on an 8-yard run out of the Wildcat formation for a 10-0 first quarter lead.

A Memphis field goal and a Reggie Ball 56-yard interception return tied things up in the second quarter.

### SCORING SUMMARY

Auburn.....	10	0	7	14	—	31
Memphis.....	0	10	0	0	—	10

AU- Carlson 20 yd field goal, 1st, 8:35  
 AU- K. Johnson 8 yd run (Carlson kick), 1st, 1:58  
 MEM- Elliott 53 yd field goal, 2nd, 10:03  
 MEM- Ball 53 yd int. (Elliott kick), 2nd, 3:06  
 AU- Smith 11 yd pass (Carlson kick), 3rd, 3:12  
 AU- J. Johnson 5 yd run (Carlson kick), 4th, 14:57  
 AU- Robinson 4 yd run (Carlson kick), 4th, 12:57

### TEAM STATISTICS

	AU	MEM
First Downs	23	13
Rushes-Yards	56-252	31-99
Passing Yards	150	106
Comp-Att-Int	10-16-3	16-37-1
Total Plays-Yards	72-402	68-205
Punts-Avg.	3-39.7	6-47.2
Fumbles/Lost	0/0	1/0
Penalties-Yards	3-45	6-40
3rd Down Conv.	6-of-13	8-of-19
Time of Possession	34:17	25:43

### INDIVIDUAL STATISTICS

**RUSHING:** (AU) - Robinson 27-126 (TD), Barber 12-41, Thomas 5-29, J. Johnson 3-26 (TD), K. Johnson 6-24 (TD), Smith 1-6, Louis 1-0, White 1-0. (MEM) - Dorceus 11-48, Cooper, 4-26, Craft 5-12, Henderson 2-10, Frazier 3-6, Lynch 5- -1, Cross 1- -2.

**PASSING:** (AU) - White 8-13-2-102, J. Johnson 1-1-0-11 (TD), Phillips 1-1-0-37, Smith 0-1-1-0. (MEM) - Lynch 16-37-1-106

**RECEIVING:** ((AU) - Ray 2-50, Stevens 2-25, Davis 2-7, K. Johnson 1-37, Louis 1-17, Smith 1-11 (TD), Barber 1-3. (MEM) - Frazier 4-47, Mayhue 4-26, Jones 3-16, Miller 3-10, Henderson 1-7, Cross 1-0.

Carlson's field goal was a record-setter. It gave him 23 on the season, a single-season Auburn record.

Johnson's TD run came with 1:58 left in the first quarter.

Auburn's Blake Countess came through with another big play, blocking a Jake Elliott field goal try with 5:55 left in the second quarter.

# Individual Records

## All-Purpose

### ALL-PURPOSE

Game — 312, Tre Mason vs. Missouri (12/7/2013)  
Season — 2374, Tre Mason (2013)  
Career — 5596, James Brooks (1977-80)

## Games Played/Started

### MOST GAMES PLAYED

Career — 54, Mario Fannin (2006-10), Tre Smith (2002-06)

### MOST GAMES STARTED

Career — 52, Lee Ziemba (2007-10)

### MOST CONSECUTIVE GAMES STARTED

Career — 52, Lee Ziemba (2007-10)

## Interceptions

### INTERCEPTIONS

Game — 4, Junior Rosegreen vs. Tennessee (10/2/2004) [0 yards]  
Season — 9, Buddy McClinton (1969)  
Career — 18, Buddy McClinton (1967-69)

### INTERCEPTIONS YARDS

Game — 108, David Langner vs. UT-Chattanooga (9/18/1971) [2 int, 1 TD]  
Season — 169, Chris Shelling (1993) [4 int]  
Career — 287, David Langner (1971-73) [12 int, 1 TD]

### INTERCEPTION YARDS PER RETURN

Game (Min. 2 int.) — 54.0, David Langner vs. UT-Chatt. (9/18/1971) [2 for 108 yds]  
Season (Min. 4 int.) — 42.5, Chris Shelling (1993) [4 for 169 yards]  
Career (Min. 6 int.) — 29.1, Fob James (1952-55) [7 for 204 yards]

### INTERCEPTION RETURNS FOR TOUCHDOWN

Game — 1, 51 times [Last: Johnathan Ford vs. Idaho (11/21/2015)]  
Season — 2, Walt McFadden (2009); Ken Alvis (1994); Brian Robinson (1993)  
Career — 3, Walt McFadden (2006-09); Brian Robinson (1992-94)

### LONGEST INTERCEPTION RETURN

Game — 100, Walt McFadden vs. Northwestern [Outback] (1/1/2010)  
Game (Since 1950) — 100, Walt McFadden vs. Northwestern [Outback] (1/1/2010)

## Kickoff Returns

### MOST KICKOFF RETURNS

Game — 6, Tre Mason vs. Mississippi State (9/10/2011) [172 yards]  
6, Demond Washington vs. Georgia (11/13/2010) [112 yards]  
6, Robert Beaird vs. Alabama (11/27/1965) [155 yards]  
6, Carnell Williams vs. Louisiana Tech (10/20/2001) [150 yards]  
Season — 46, Demond Washington (2010) [1,117 yards]  
Career — 74, Thomas Bailey (1991-94) [1,521 yards]

### MOST KICKOFF RETURN YARDS GAINED

Game — 202, Demond Washington at Georgia (11/14/2009) [5 returns]  
Season — 1117, Demond Washington (2010) [46 returns]  
Career — 1726, James Brooks (1977-80) [68 returns]

### HIGHEST YARDS-PER-RETURN AVERAGE

Game (Min. 3 ret.) — 47.0, Tre Mason vs. Washington State (8/31/2013) [3 for 141 yards]  
Season (Min. 10 ret.) — 31.1, Demond Washington (2009) [16 for 497 yards]  
Season (Min. 20 ret.) — 27.5, James Brooks (1979) [21 for 577]  
Career (Min. 25 ret.) — 26.4, Tristan Davis (2005-08) [55 for 1455 yds.]

### MOST TOUCHDOWNS

Game — 1, 18 times [Last: Corey Grant at Tennessee (11/9/2013)]  
Season — 1, 18 times [Last: Tre Mason, Corey Grant (2013)]  
Career — 2, Demond Washington (2009-10); 2, Tristan Davis (2005-08); 2, Onterio McCalebb (2009-12); 2, Tre Mason (2011-13)

### LONGEST KICKOFF RETURN

Game — 110, Lewis Hardage vs. Georgia Tech (11/7/1908)  
Modern Era — 100, Tre Mason vs. Washington State (8/31/2013)  
100, Onterio McCalebb at Mississippi State (9/8/2012)  
100, Tim Carter vs. LSU (9/16/2000)  
100, Sam Dejarnette vs. Mississippi State (10/25/1980)  
100, Jimmy Burson vs. UT-Chattanooga (10/8/1960)  
100, Bobby Duke vs. Mississippi State (10/10/1953)

## Punt Returns

### MOST PUNT RETURNS

Game — 9, Bobby Jordan vs. Clemson (11/22/1952) [52 yards]  
Season — 42, Thomas Bailey (1991) [591 yards]  
Career — 125, Thomas Bailey (1991-94) [1170 yards]

### MOST PUNT RETURN YARDS GAINED

Game — 173, Mike Fuller vs. UT-Chattanooga (9/21/1974) [3 returns]  
Season — 528, Thomas Bailey (1991) [42 returns]  
Career — 1170, Thomas Bailey (1991-94) [125 returns]

### HIGHEST YARDS-PER-RETURN AVERAGE

Game (Min. 3 ret.) — 57.7, Mike Fuller vs. UT-Chattanooga (9/21/1974) [3 for 173 yds]  
Season (Min. 10 ret.) — 19.1, Mike Fuller (1973) [20 for 381 yards]  
Season (Min. 25 ret.) — 16.7, Mike Fuller (1974) [30 for 502 yards]  
Career (Min. 25 ret.) — 17.7, Mike Fuller (1972-74) [50 for 883 yards]  
Career (Min. 55 ret.) — 10.1, Quan Bray (2011-14) [56 for 565 yards]

### MOST TOUCHDOWNS

Game — 2, Mike Fuller vs. UT-Chattanooga (9/21/1974);  
2, David Langner vs. Alabama (12/2/1972)  
Season — 3, Mike Fuller (1974)  
Career — 3, Mike Fuller (1972-74)

### LONGEST PUNT RETURN

Game — 95, Bobby Freeman vs. Georgia (11/14/1953)

## Passing

### MOST ATTEMPTS

Game — 58, Stan White vs. Tennessee (9/29/1990)  
Season — 403, Dameyune Craig (1997)  
Career — 1231, Stan White (1990-93)

### MOST COMPLETIONS

Game — 34, Patrick Nix vs. Arkansas (10/28/1995) [52 att.]  
Season — 216, Dameyune Craig (1997) [403 att.]  
Career — 659, Stan White (1990-93) [1231 att.]

### MOST CONSECUTIVE COMPLETIONS

Game — 16, Stan White vs. New Mexico St. (1993)

# Individual Records

## HIGHEST COMPLETION PERCENTAGE

Game (Min. 10 att.) — 94.4, Chris Todd vs. Furman (11/7/2009) [17-of-18]  
Game (Min. 15 att.) — 94.4, Chris Todd vs. Furman (11/7/2009) [17-of-18]  
Game (Min. 20 att.) — 81.8, Jason Campbell vs. Georgia (11/13/2004) [18-of-22]  
Season (Min. 50 att.) — 70.7, Ben Leard (1999) [111-of-157]  
Season (Min. 100 att.) — 70.7, Ben Leard (1999) [111-of-157]  
Career (Min. 150 att.) — .661, Cam Newton (2010) [185-of-280]  
Career (Min. 300 att.) — .646, Jason Campbell (2001-04) [552-of-854]

## MOST YARDS GAINED

Game — 456, Nick Marshall at Alabama (11/29/2014)  
Season — 3277, Dameyune Craig (1997)  
Career — 8016, Stan White (1990-93)

## MOST TOUCHDOWNS THROWN

Game — 5, Chris Todd vs. Ball State (9/26/2009)  
5, Daniel Cobb vs. Louisiana Tech (10/20/2001)  
Season — 30, Cam Newton (2010)  
Career — 53, Pat Sullivan (1969-71)

## MOST CONSECUTIVE GAMES THROWING A TD

Season — 8, Dameyune Craig (1997); Nick Marshall (2014)  
Career — 13, Dameyune Craig (1996-97)

## MOST PROLIFIC PASSING/RECEIVING TD TANDEM

Season — 11, Pat Sullivan to Terry Beasley (1971); 11, Pat Sullivan to Terry Beasley (1970)  
Career — 28, Pat Sullivan to Terry Beasley (1969-71)

## MOST TOUCHDOWN PASSES TO A DIFFERENT RECEIVER

Season — 8, Cam Newton (2010); Brandon Cox (2005, 2004); Patrick Nix (1995)  
Career — 18, Brandon Cox (2004-07)

## MOST INTERCEPTIONS THROWN

Game — 7, Alex Bowden vs. Alabama (11/27/1965)  
Season — 21, Loran Carter (1968)  
Career — 52, Stan White (1990-93)

## MOST CONSECUTIVE ATTEMPTS WITHOUT AN INTERCEPTION

Game — 51, Patrick Nix vs. Florida (10/15/1994)  
Season — 156, Ben Leard (1999)

## MOST 300-YARD GAMES

Season — 5, Pat Sullivan (1970)  
Career — 6, Dameyune Craig (1994-97)

## MOST 200-YARD GAMES

Season — 12, Dameyune Craig (1997)  
Career — 21, Pat Sullivan (1969-71)

## LONGEST PASS COMPLETION

Game — 94, Cam Newton to Emory Blake vs. Louisiana-Monroe (10/2/2010)

## Punting

### MOST PUNTS

Game — 15, Connie Frederick vs. Clemson (10/12/1968) [486 yards]  
Season — 92, Dick McGowen (1939) [3,883 yards]  
Career — 244, Lewis Colbert (1982-85) [10,179 yards]

### MOST PUNTING YARDS

Game — 508, Jon Kilgore vs. Tennessee (9/26/1964) [11 punts]  
Season — 3883, Dick McGowen (1939) [92 punts]  
Career — 10,179, Lewis Colbert (1982-85) [244 punts]

## HIGHEST YARDS-PER-PUNT AVERAGE

Game (Min. 5 punts) — 53.2, Skip Johnston vs. Florida (11/4/1978) [5 for 266 yards]  
Game (Min. 10 punts) — 46.2, Jon Kilgore vs. Tennessee (9/26/1964) [11 for 508 yds]  
Season (Min. 30 punts) — 46.9, Terry Daniel (1993) [51 for 2393 yards]  
Career (Min. 100 punts) — 44.5, Terry Daniel (1992-94) [169 for 7522 yards]

## LONGEST PUNT

Game — 87, Rufus Deal vs. Georgia Tech (10/28/1939) [In the air]

## Receiving

### MOST RECEPTIONS

Game — 17, Willie Gosha vs. Arkansas (10/28/1995)  
Season — 60, Darvin Adams (2009)  
Career — 153, Courtney Taylor (2003-06)

### MOST YARDS GAINED

Game — 263, Alexander Wright vs. Pacific (9/9/1989)  
Season — 1068, Ronney Daniels (1999)  
Career — 2507, Terry Beasley (1969-71)

### HIGHEST YARDS-PER-CATCH AVERAGE

Game (Min. 5 rec.) — 52.6, Alexander Wright vs. Pacific (9/9/1989) [5 for 263]  
Game (Min. 10 rec.) — 14.3, Ronney Daniels vs. C. Florida (11/6/1999) [10-143]  
Season (Min. 25 rec.) — 24.9, Freddy Weygand (1984) [32 for 797]  
Season (Min. 50 rec.) — 20.2, Terry Beasley (1970) [52 for 1051]  
Career (Min. 50 rec.) — 23.6, Alexander Wright (1986-89) [56 for 1320]  
Career (Min. 100 rec.) — 17.8, Terry Beasley (1969-71) [141 for 2507]

### MOST TOUCHDOWN RECEPTIONS

Game — 4, Alexander Wright vs. Pacific (9/9/1989)  
Season — 12, Terry Beasley (1971)  
Career — 29, Terry Beasley (1969-71)

### MOST CONSECUTIVE GAMES WITH A TD RECEPTION

Season — 8, Terry Beasley (1971)

### MOST TD RECEPTIONS FROM MULTIPLE QUARTERBACKS

Career — 5, Philip Lutzenkirchen (2009-12); Anthony Mix (2002-05); Freddy Weygand (1984-88)

### MOST 100-YARD GAMES

Season — 6, Terry Beasley (1971)  
Career — 12, Terry Beasley (1969-71)

## Return Yards

### MOST KICK RETURNS

Season — 66, Thomas Bailey (1991) [42 PR & 24 KOR]  
Career — 199, Thomas Bailey (1991-94) [125 PR & 74 KOR] (NCAA RECORD)

### MOST RETURN YARDS GAINED

Game — 229, Demond Washington vs. Georgia [27 PR & 202 KOR] (11/14/2009)  
Season — 1119, Thomas Bailey (1991) [528 PR & 591 KOR]  
Career — 2690, Thomas Bailey (1991-94) [1170 PR & 1520 KOR]

# Individual Records

## Rushing

### ATTEMPTS

Game — 46, Tre Mason vs. Missouri [SEC] (12/7/2013)  
Season — 324, Rudi Johnson (2000)  
Career — 741, Carnell Williams (2001-04)

### NET YARDS GAINED

Game — 307, Curtis Kuykendall vs. Miami (11/24/1944)  
Season — 1816, Tre Mason (2013)  
Career — 4303, Bo Jackson (1983-85)

### MOST YARDS GAINED, QUARTERBACK

Game — 222, Travis Tidwell vs. Furman (10/5/1946)  
Season — 1473, Cam Newton (2010)  
Career — 1884, Phil Gargis (1973-76)

### MOST NET YARDS GAINED, FRESHMAN

Game — 222, Travis Tidwell vs. Furman (10/5/1946)  
Season — 1106, Michael Dyer (2010)

### HIGHEST YARDS-PER-RUSH AVERAGE

Game (Min. 5 att.) — 20.7, Brent Fullwood vs. Vanderbilt (10/11/1986) [7 for 145 yds]  
20.7, Dave Middleton vs. UT- Chattanooga (9/25/1954) [7 for 145 yards]  
Game (Min. 10 att.) — 15.7, Brent Fullwood vs. Southwestern Louisiana (9/7/1985)  
[11 for 173 yards]  
Game (Min. 15 att.) — 13.4, Bobby Hunt vs. Mississippi State (11/7/1959)  
[16 for 214 yards]  
Game (Min. 25 att.) — 9.3, Curtis Kuykendall vs. Miami (11/24/1944)  
[33 for 307 yards]  
Season (Min. 75 att.) — 8.5, Oterio McCalebb (2010) [95 for 850 yards]  
Season (Min. 125 att.) — 8.3, Brent Fullwood (1986) [167 for 1391 yds]  
Season (Min. 200 att.) — 6.4, Bo Jackson (1985) [278 for 1786 yards]  
Career (Min. 225 att.) — 7.2, Brent Fullwood (1983-86) [390 for 2789 yards]

### HIGHEST YARDS-PER-GAME AVERAGE

Season — 162.4, Bo Jackson (1985) [1786 in 11 games]  
Career (Min. 300 att.) — 113.2, Bo Jackson (1982-85) [4304 in 38 games]

### MOST RUSHING TOUCHDOWNS

Game — 6, Carnell Williams vs. Mississippi State (10/18/2003)  
Season — 23, Tre Mason (2013)  
Career — 45, Carnell Williams (2001-04)  
Consecutive Games with a Rushing TD -- 11, Tre Mason (2013)

### MOST 100-YARD GAMES

Season — 10, Rudi Johnson (2000)  
Career — 21, Bo Jackson (1982-85)

### MOST 100-YARD GAMES, QUARTERBACK

Season — 6, Cam Newton (2010)  
Career — 8, Nick Marshall (2013-14)

### MOST CONSECUTIVE 100-YARD GAMES

Season — 7, Joe Cribbs (1978) [Final 7 games of 1978]

## Scoring

### MOST POINTS SCORED

Game — 36, Carnell Williams vs. Mississippi State (6 TD) [10/18/2003]  
Season — 150, Tre Mason (2013) [25 TD]  
Career — 363, Wes Byrum (2007-10) [60 FG & 183 PAT]

### MOST POINTS SCORED BY A KICKER

Game — 18, Al Del Greco vs. Kentucky (10/9/1982) [6 FG]; Daniel Carlson at Alabama  
(11/29/2014) [5 FG, 3 PAT]  
Season — 123, Wes Byrum (2010) [17 FG & 72 PAT]  
Career — 363, Wes Byrum (2007-10) [ 60 FG & 183 PAT]

### MOST TOUCHDOWNS SCORED

Game — 6, Carnell Williams vs. Mississippi State [10/18/2003]  
Season — 25, Tre Mason (2013)  
Career — 46, Carnell Williams (2001-04)

### MOST CONSECUTIVE GAMES WITH A TD SCORED

Career - 11, Tre Mason (2011-13)

### MOST FIELD GOALS MADE

Game — 6, Al Del Greco vs. Kentucky (10/9/1982)  
Season — 23, Daniel Carlson (2015)  
Career — 60, Wes Byrum (2007-10)

### MOST FIELD GOALS ATTEMPTED

Season — 28, Scott Etheridge (1992)  
Career — 74, Damon Duval (1999-2002)

### HIGHEST FIELD GOAL PERCENTAGE

Season — 93.8, Wes Byrum (2009) [15-16]  
Career (Min. 20 Att.) — 79.1, Scott Etheridge (1992-93) [34-43]

### LONGEST FIELD GOAL MADE

Game — 57, Philip Yost vs. Western Kentucky (9/27/2003)  
57, Neil O'Donoghue vs. Tennessee (9/25/1976)

### MOST PAT KICKS MADE

Game — 9, Wes Byrum vs. Furman (11/7/2009)  
9, John Vaughn vs. Ball State (9/17/2005)  
9, Philip Yost vs. UL-Monroe (11/1/2003)  
9, Gardner Jett vs. Florida (10/31/1970)  
Season — 72, Wes Byrum (2010)  
Career — 183, Wes Byrum (2007-10)

### HIGHEST PAT PERCENTAGE

Season — 1.000, 21 times [Last: Daniel Carlson (2015) [40-40]]  
Career (Min. 20 Att.) — 1.000, Damon Duval (1999-02) [125-125]

### MOST CONSECUTIVE PATS MADE

One Season — 57, Daniel Carlson, (2014)  
Two Seasons — 102, Wes Byrum (2009-10)  
Three Seasons — 114, Wes Byrum (2008-10)

# Individual Records

## Tackles

### TOTAL TACKLES

Game — 26, Kurt Crain vs. Georgia (11/15/1986)  
Season — 193, Freddie Smith (1977)  
Career — 528, Freddie Smith (1976-79)

### SOLO TACKLES

Game — 19, Kurt Crain vs. Georgia (11/15/1986)  
Season — 105, Freddie Smith (1979)  
Career — 289, Gregg Carr (1981-84)

### ASSISTED TACKLES

Game — 15, Freddie Smith vs. Tennessee (9/25/1976)  
Season — 87, Quentin Riggins (1989)  
Career — 226, Darrel Crawford (1988-91)

### SACKS

Game — 4.0, Quentin Groves vs. Kentucky (10/23/2004)  
4.0, Tim Cromartie vs. Ole Miss (9/5/1992)  
4.0, Ron Stallworth vs. Alabama (11/25/1988)  
Season — 11.5 - (-74), Nick Fairley, 2010  
Career — 26.0 - (-169), Quentin Groves (2004-07)  
26.0 - (-150), Gerald Robinson (1982-85)

## Total Offense

### MOST PLAYS

Game — 62, Stan White vs. Tennessee (9/29/1990) [4 rushes/58 passes]  
Season — 546, Cam Newton (2010) [264 rushes/280 passes/2 receptions]  
Career — 1481, Stan White (1990-93) [250 rushes/1231 passes]

### MOST NET YARDS GAINED

Game — 505, Nick Marshall at Alabama (11/29/2014) [49 rush/456 pass]  
Season — 4327, Cam Newton (2010) [1473 rush/2854 pass]  
Career — 7920, Stan White (1990-93) [-96 rush/8016 pass]

### HIGHEST YARDS-PER-GAME AVERAGE

Season — 309.1, Cam Newton (2010) [4327 in 14 games]  
Career (min. 10 gms.) — 309.1, Cam Newton (2010) [4327 in 14 games]  
Career (min. 30 gms.) — 228.1, Pat Sullivan (1969-71) [6843 in 30 games]

### MOST TOUCHDOWNS RESPONSIBLE FOR (RUSHING & PASSING)

Game — 6, Cam Newton vs. South Carolina [SEC] (12/4/2010) [2 rush/4 pass]  
6, Carnell Williams vs. Mississippi State (10/18/2003) [6 rushing]  
Season — 50, Cam Newton (2010) [29 rush/30 pass]  
Career — 71, Pat Sullivan (1969-71) [18 rush/53 pass]

# Team Records

## Passing

### MOST ATTEMPTS

Game — 58 vs. Tennessee (9/29/1990)  
Season — 364 (2009)  
364 (1990)

### FEWEST ATTEMPTS

Game — 2 vs. Miami (10/4/1974)  
Season — 85 (1955)

### MOST COMPLETIONS

Game — 30 vs. Tennessee (9/29/1990); vs. Georgia Tech (10/17/1987)  
Season — 218 (2009)

### FEWEST COMPLETIONS

Game — 0 vs. Miami (10/4/1974)  
Season — 43 (1974)

### HIGHEST COMPLETION PERCENTAGE

Game (Min. 10 att.) — 90.0 vs. Furman (11/7/2009) [27-30]  
Game (Min. 20 att.) — 90.0 vs. Furman (11/7/2009) [27-30]  
Game (Min. 30 att.) — 90.0 vs. Furman (11/7/2009) [27-30]  
Game (Min. 40 att.) — 69.0 vs. Miss. State (10/12/1996) [29-42]  
Game (Min. 50 att.) — 54.9 vs. Florida (10/15/1994) [28-51]  
Season (Min. 75 att.) — 68.5 (2004) [211-of-308]

### MOST YARDS GAINED

Game — 456 at Alabama (11/29/2014)  
Season — 3282 (1997)

### FEWEST YARDS GAINED

Game — minus 2 vs. Tulane (10/25/1947)  
Season — 504 (1959)

### HIGHEST YARDS-PER-GAME AVERAGE

Season — 288.5 (1970) [2885 in 10 games]

### LOWEST YARDS-PER-GAME AVERAGE

Season — 50.4 (1959) [504 in 10 games]

### MOST TOUCHDOWNS THROWN

Game — 5 vs. Ball State (9/26/2009)  
5 vs. Louisiana Tech (10/20/2001)  
5 vs. Mississippi State (10/12/1996)  
Season — 31 (2010)

### FEWEST TOUCHDOWNS THROWN

Season — 0 (1950)

### MOST INTERCEPTIONS THROWN

Game — 7 vs. Alabama (11/27/1965); vs. Vanderbilt (10/29/1948)  
Season — 29 (1948)

### FEWEST INTERCEPTIONS THROWN

Season — 2 (1982)

### MOST PASSES WITHOUT AN INTERCEPTION THROWN

Game — 51 vs. Florida (10/15/1994)

## Punt/Kickoff Returns

### MOST PUNT RETURNS

Game — 9 vs. Western Carolina (9/7/2002)  
9 vs. Wake Forest (9/20/1969)  
9 vs. Clemson (11/22/1952)  
Season — 48 (2002)

### MOST NET YARDS GAINED

Game — 208 vs. UT-Chattanooga (9/21/1974)  
Season — 580 (1974)

### MOST KICKOFF RETURNS

Game — 8 at Arkansas (10/10/2009)  
8 vs. Mississippi State (11/8/1952)  
8 vs. Alabama (12/4/1948)  
Season — 63 (2010, 2009)

### MOST NET YARDS GAINED

Game — 257 vs. Utah State (9/5/2011)  
Season — 1,493 (2009)

## Scoring

### MOST POINTS SCORED

Game — 94 vs. Georgia Tech (11/17/1894)  
Modern Game — 76 vs. UT-Chattanooga (9/9/1995)  
Season — 577 (2010)  
Most Consecutive Games Scored - 149 (10/4/1980 through 11/14/1992)

### MOST POINTS SCORED — QUARTER/HALF

First Quarter — 28 vs. Kansas (9/7/1988); vs. Kansas (9/12/1987)  
Second Quarter — 35 vs. New Mexico State (11/6/1993)  
Third Quarter — 23, vs. Ole Miss (10/31/2009)  
Fourth Quarter — 28 vs. Arkansas (10/16/2010); vs. Florida State (10/12/1985)  
First Half — 49 vs. UT-Chattanooga (9/9/1995)  
Second Half — 42 vs. Florida State (10/12/1985)  
Through Three Quarters — 69 vs. UT-Chattanooga (9/9/1995)

### HIGHEST POINTS-PER-GAME AVERAGE

Season — 41.2 (2010)

### FEWEST POINTS SCORED

Game — 0, many times [Last: vs. Alabama (11/29/2008)]  
Season — 31 (1951)

### MOST TOUCHDOWNS SCORED

Game — 11 vs. UT-Chattanooga (9/9/1995)  
Season — 75 (2010)

### MOST FIELD GOALS MADE

Game — 6 vs. Kentucky (10/9/1982)  
Season — 20 (2006)

### MOST PAT KICKS MADE

Game — 10 vs. UT-Chattanooga (9/9/1995); UL-Monroe (11/1/2003)  
Season — 74 (2010)

### MOST PAT KICKS ATTEMPTED

Game — 11 vs. UT-Chattanooga (9/9/1995)  
Season — 75 (2010)

### MOST CONSECUTIVE PATS MADE

209# — Began 9/11/1999 (Idaho), snapped 10/16/2004 (Arkansas)

# — Southeastern Conference Record



# Team Records

## Rushing

### MOST ATTEMPTS

Game — 86 vs. Vanderbilt (9/29/1951)  
Season — 729 (2013)

### FEWEST ATTEMPTS

Game — 16 vs. Alabama (11/27/1971)  
Season — 335 (1947)

### MOST NET YARDS GAINED

Game — 565 vs. Southwestern Louisiana (9/7/1985)  
Season — 4596 (2013)

### FEWEST NET YARDS GAINED

Game — (-28) vs. Florida (10/18/1997)  
Season — 559 (1947)

### HIGHEST YARDS-PER-RUSH AVERAGE

Game — 11.14 vs. Ball State (9/17/2005) [35 for 390 yards]  
Season — 6.30 (2013) [729 for 4596 yards]

### HIGHEST YARDS-PER-GAME AVERAGE

Season — 328.3 (2013) [4596 in 14 games]

### MOST TOUCHDOWNS

Game — 8 vs. UT-Chattanooga (9/9/1995)  
Season — 48 (2013)

### MISCELLANEOUS

Most consecutive games with 100 yard rusher (since 1970) — 7, 1978; 1986  
Most consecutive games without 100 yard rusher (since 1970) — 32, 1996-98

## Interceptions

### MOST INTERCEPTIONS BY

Quarter — 5 vs. LSU (9/17/1994) [4th Quarter]  
Game — 9 vs. Florida (11/1/1969)  
Season — 34 (1969)

## Punting

### MOST PUNTS

Game — 15 vs. Clemson (10/12/1968)  
Season — 80 (1968)

### FEWEST PUNTS

Game — 0 vs. Ball State (9/17/2005); vs. Ole Miss (10/5/1985); vs. Mississippi State (11/7/1970); vs. Wake Forest (9/20/1969); vs. Houston (10/27/1956);

### HIGHEST YARDS-PER-PUNT AVERAGE

Game (Min. 5 punts) — 53.3 vs. Florida (11/4/1978) [5 for 266 yards]  
Game (Min. 10 punts) — 46.2 vs. Tennessee (9/26/1964) [11 for 508 yards]  
Season — 46.9 (1993) [51 for 2393 yards]

## Total Offense

### MOST PLAYS

Game — 101 vs. Ole Miss (10/5/1985)  
Season — 1014 (2013)

### FEWEST PLAYS

Game — 37 vs. Georgia (11/11/2006)  
Season — 460 (1947)

### MOST NET YARDS GAINED

Game — 712 vs. Western Carolina (10/12/2013)  
Season — 7018 (2013)

### FEWEST NET YARDS GAINED

Game — 16 vs. Tulane (10/25/1947)  
Season — 1107 (1947)

### HIGHEST YARDS-PER-PLAY AVERAGE

Game — 11.6 vs. Chattanooga (11/6/2010) [628 in 54 plays]  
Season — 7.37 (2010) [6989 in 948 plays]

### LOWEST YARDS-PER-PLAY AVERAGE

Game — 0.4 vs. Tulane (10/25/1947) [16 in 46 plays]  
Season — 2.41 (1947) [1107 in 460 plays]

### HIGHEST YARDS-PER-GAME AVERAGE

Season — 501.2 (2013) [7018 in 14 games]

### MOST TOUCHDOWNS (RUSHING & PASSING)

Season — 72 (2010) [41 rush/31 pass]

## Total Defense

### PLAYS ALLOWED

Most, Game — 115 vs. Northwestern [Outback] (1/1/2010)  
Fewest, Game — 30 vs. Ole Miss (10/5/1985)

### FIRST DOWNS ALLOWED

Most, Game — 34 vs. Northwestern [Outback] (1/1/2010); vs. Texas A&M (10/27/2012)  
Fewest, Game — 0 vs. Tennessee (9/27/1958)

### NET YARDS ALLOWED

Most, Game — 671 vs. Texas A&M (10/27/2012)  
Fewest, Game — minus 30 vs. Tennessee (9/27/1958)  
Most, Season — 5304 (2011)  
Fewest, Season — 1330 (1957)

### AVERAGE YARDS PER GAME ALLOWED

Highest, Season — 420.7 (2013)  
Lowest, Season — 133.0 (1957)

### RUSHING YARDS ALLOWED

Most, Game — 515 vs. Ole Miss (11/10/1951)  
Fewest, Game — minus 85 vs. Miami (10/26/1968)  
Most, Season — 2973 (1975)  
Fewest, Season — 674 (1957)

### AVERAGE RUSHING YARDS ALLOWED

Highest, Season — 270.3 (1975)  
Lowest, Season — 63.2 (1988)

# Team Records

---

## **PASSING YARDS ALLOWED**

Most, Game — 532 vs. Northwestern [Outback] (1/1/2010)  
Fewest, Game — minus 10 vs. Alabama (11/29/1952)  
Most, Season — 3630 (2010)  
Fewest, Season — 528 (1956)

## **AVERAGE PASSING YARDS ALLOWED**

Highest, Season — 259.3 (2010)  
Lowest, Season — 52.8 (1956)

## **POINTS ALLOWED**

Most, Game — 68 by Georgia Tech (11/29/1917)  
Most, Game (Modern Era) — 63 by Texas A&M (10/27/2012)  
Fewest, Game — 0, many times [Last: vs. Arkansas State (11/4/2006)]  
Most, Season — 376 (2011)  
Fewest, Season — 0 (1914)  
Fewest, Season (Modern Era) — 28 (1957)

## **SCORING AVERAGE ALLOWED**

Most, Season — 28.9 (2011)  
Lowest, Season — 0.0 (1914)  
Lowest, Season (Modern Era) — 2.8 (1957)

## **TOUCHDOWNS ALLOWED**

Fewest Game — 0, many times [Last: vs. Florida (10/15/2011)]  
Most, Season — 46 (2011, 2009)  
Fewest Season — 0 (1914)  
Fewest Season (Modern Era) — 4 (1957)

## **SHUTOUTS BY**

Most, Season — 9 (1914)  
Most, Season (Modern Era) — 6 (1957)

## **TURNOVERS CAUSED**

Most, Game — 10 vs. Tulane (10/30/1954); vs. Clemson (11/21/1953)

## **SACKS**

Most, Game — 11 vs. Alabama (11/19/2005)

## **MISCELLANEOUS**

Most consecutive games with 100 yard rusher (since 1970) — 4, 10/9/2010-10/30/2010;  
4, 9/27/1975-10/18/1975  
Most consecutive games without 100 yard rusher (since 1970) — 24, 1986-1988

# Career Leaders

## All-Purpose Yards

### All-Purpose Yards

Player	Seasons	Rush	Rec	KR	PR	Yards
1. James Brooks	1977-80	3523	219	1726	128	5596
2. Carnell Williams	2001-04	3831	342	609	302	5084
3. Bo Jackson	1982-85	4303	272	317	0	4892
4. Onterio McCalebb	2009-12	2586	620	1360	0	4566
5. Joe Cribbs	1976-79	3368	268	597	328	4561
6. Tre Mason	2011-13	2979	249	1107	0	4335
7. Thomas Bailey	1991-94	-5	1243	1520	1170	3928
8. Ben Tate	2006-09	3321	336	186	0	3843
9. Brent Fullwood	1983-86	2789	77	892	0	3758
10. Ronnie Brown	2000-04	2707	688	15	0	3390

## Defensive Records

### Pass Interceptions

Player	Seasons	Yards	Avg	Int
1. Buddy McClinton	1967-69	208	11.6	18
2. Dave Beck	1970-72	142	10.1	14
3. Brian Robinson	1992-94	271	20.8	13
Don Webb	1967-69	142	10.9	13
5. David King	1981-84	145	12.1	12
David Langner	1971-73	287	23.9	12
7. Larry Casher	1997-00	149	13.5	11
Chris Shelling	1991-94	234	21.3	11
Clifford Toney	1978-80	69	6.3	11
Jim McKinney	1972-74	114	10.4	11
Larry Willingham	1968-70	166	15.1	11
Bobby Freeman	1951-54	207	18.8	11

### Total Tackles

Player	Seasons	Solo	Asst	TT
1. Freddie Smith	1976-79	323	205	528
2. Gregg Carr	1981-84	289	164	453
3. Darrel Crawford	1988-91	198	226	424
4. Anthony Harris	1992-95	200	200	400
5. Quentin Riggins	1986-89	200	198	398
6. Chris Martin	1979-82	223	151	374
7. Tracy Rucker	1985-88	199	155	354
8. Dontarrious Thomas	2000-03	163	188	351
9. Marcellus Mostella	1993-96	153	183	336
10. Takeo Spikes	1995-97	212	119	331

### Solo Tackles

Player	Seasons	TT	Asst	Solo
1. Freddie Smith	1976-79	528	205	323
2. Gregg Carr	1981-84	453	164	289
3. Chris Martin	1979-82	374	151	223
4. Takeo Spikes	1995-97	331	119	212
5. Anthony Harris	1992-95	400	200	200
6. Quentin Riggins	1986-89	398	198	200
7. Tracy Rucker	1985-88	354	155	199
8. Darrel Crawford	1988-91	424	226	198
9. Danny Skutack	1978-81	285	101	184

### Assisted Tackles

Player	Seasons	TT	Solo	Asst
1. Darrel Crawford	1988-91	424	198	226
2. Freddie Smith	1976-79	528	323	205
3. Anthony Harris	1992-95	400	200	200

4. Quentin Riggins	1986-89	398	200	198
5. Dontarrious Thomas	2000-03	351	163	188
6. Marcellus Mostella	1993-96	336	153	183
7. Gregg Carr	1981-84	453	289	164
8. Tracy Rucker	1985-88	354	199	155
9. Kurt Crain	1986-87	324	172	152
10. Chris Martin	1979-82	374	223	151

### Quarterback Sacks (from 1981)

Player	Seasons	Total Yds.	Sacks
1. Quentin Groves	2004-07	169	26.0
Gerald Robinson	1982-85	150	26.0
3. Antonio Coleman	2006-09	147	24.5
4. Tracy Rucker	1985-88	146	21.0
Craig Olgetree	1986-89	117	21.0
6. Dee Ford	2009-13	163	20.5
7. Reggie Torbor	2000-03	128	18.5
8. Corey Lemonier	2010-12	111	17.0
Leonardo Carson	1996-99	123	17.0
Willie Whitehead	1991-94	108	17.0
11. Marcus Washington	1994-96	108	16.0
Gary Walker	1993-94	95	16.0

## Kick Returns

### Punt Returns

Player	Seasons	Avg	Yards	Ret
1. Thomas Bailey	1991-94	9.4	1170	125
2. Trey Gainous	1983-86	9.1	951	105
3. Shane Wasden	1988-90	8.7	717	82
4. Tre Smith	2002-06	8.4	644	77
5. Robert Dunn	2005-08	9.4	697	74
6. Quan Bray	2011-14	10.1	565	56
7. Roderick Hood	2000-02	11.2	571	51
8. Mike Fuller	1973-74	17.7	883	50
9. Robert Baker	1995-96	9.7	463	48
10. Joe Cribbs	1976-79	7.6	328	43
Clifton Robinson	1997-00	7.1	307	43

### Punt Return Yardage

Player	Seasons	Ret	Avg	Yards
1. Thomas Bailey	1991-94	125	9.4	1170
2. Trey Gainous	1983-86	105	9.1	951
3. Mike Fuller	1973-74	50	17.7	883
4. Shane Wasden	1988-90	82	8.7	717
5. Robert Dunn	2005-08	74	9.4	697
6. Tre Smith	2002-06	77	8.4	644
7. Roderick Hood	2000-02	51	11.2	571
8. Quan Bray	2011-14	56	10.1	565
9. Jimmy Carter	1965-67	38	12.4	473
10. Robert Baker	1995-96	48	9.7	463

### Punt Return Average (Min. 25 returns)

Player	Seasons	Ret	Yards	Avg
1. Mike Fuller	1973-74	50	883	17.66
2. Lionel James	1981-83	25	394	15.76
3. Jimmy Carter	1965-67	38	473	12.45
4. Larry Willingham	1968-70	30	372	12.40
5. Roderick Hood	2000-02	51	571	11.20
6. Carnell Williams	2001-04	28	302	10.79
7. Quan Bray	2011-14	56	565	10.09
8. Robert Baker	1995-96	48	463	9.65
9. Buddy McClinton	1967-69	30	285	9.50
10. Robert Dunn	2005-08	74	697	9.42

# Career Leaders

## Kickoff Returns

Player	Seasons	Avg	Yards	Ret
1. Thomas Bailey	1991-94	20.5	1520	74
2. James Brooks	1977-80	25.4	1726	68
3. Demond Washington	2009-10	26.0	1614	62
4. Tristan Davis	2005-08	26.5	1455	55
5. Onterio McCalebb	2009-12	25.7	1360	53
6. Robert Baker	1995-96	21.3	979	46
7. Markeith Cooper	1996-99	23.9	1077	45
8. Mario Fannin	2006-10	21.5	944	44
Roderick Hood	2000-02	19.9	874	44
Tim Carter	1998-01	23.9	1051	44

## Kickoff Return Yardage

Player	Seasons	Ret	Avg	Yards
1. James Brooks	1977-80	68	25.4	1726
2. Demond Washington	2009-10	62	26.0	1614
3. Thomas Bailey	1991-94	74	20.5	1520
4. Tristan Davis	2005-08	55	26.5	1455
5. Onterio McCalebb	2009-12	53	25.7	1360
6. Tre Mason	2011-13	42	26.3	1107
7. Markeith Cooper	1996-99	45	23.9	1077
8. Tim Carter	1998-01	44	23.9	1051
9. Robert Baker	1995-96	46	21.3	979
10. Mario Fannin	2006-10	44	21.5	944

## Kickoff Return Average (Min. 20 returns)

Player	Seasons	Ret	Yards	Avg
1. Tristan Davis	2005-08	55	1455	26.45
2. Tre Mason	2011-13	42	1107	26.36
3. Demond Washington	2009-10	62	1614	26.03
4. Rick Neel	1973-75	26	673	25.88
5. Onterio McCalebb	2009-12	53	1360	25.66
6. James Brooks	1977-80	68	1726	25.38
7. Corey Grant	2012-14	23	563	24.48
8. Markeith Cooper	1996-99	45	1077	23.93
9. Tim Carter	1998-01	44	1051	23.88
10. Joe Cribbs	1976-79	22	507	23.05

## Passing

### Passing Yardage

Player	Seasons	Att	Comp	Pct	Yards
1. Stan White	1990-93	1231	659	.535	8016
2. Jason Campbell	2001-04	854	552	.646	7299
3. Brandon Cox	2004-07	927	550	.593	6959
4. Pat Sullivan	1969-71	819	452	.552	6284
5. Dameyune Craig	1994-97	782	427	.546	6026
6. Patrick Nix	1992-95	656	386	.588	4957
7. Reggie Slack	1986-89	585	346	.591	4697
8. Nick Marshall	2013-14	532	320	.602	4508
9. Ben Leard	1997-00	592	359	.606	4289
10. Jeff Burger	1984-87	538	331	.615	4082

### Passing Yardage Per Game (min. 20 games)

Player	Seasons	Yards	Games	Yds/Gm
1. Pat Sullivan	1969-71	6284	30	209.47
2. Stan White	1990-93	8016	45	178.13
3. Chris Todd	2008-09	3515	20	175.75
4. Nick Marshall	2013-14	4508	26	173.38
5. Brandon Cox	2004-07	6959	44	158.16
6. Patrick Nix	1992-95	4957	32	154.91
7. Reggie Slack	1986-89	4697	31	151.52
8. Jason Campbell	2001-04	7299	49	148.95
9. Ben Leard	1997-00	4289	29	147.90
10. Dameyune Craig	1994-97	6026	41	146.98

## Passing Attempts

Player	Seasons	Comp	Yards	Att
1. Stan White	1990-93	659	8016	1231
2. Brandon Cox	2004-07	550	6959	927
3. Jason Campbell	2001-04	552	7299	854
4. Pat Sullivan	1969-71	452	6284	819
5. Dameyune Craig	1994-97	427	6026	782
6. Patrick Nix	1992-95	386	4957	656
7. Ben Leard	1997-00	359	4289	592
8. Reggie Slack	1986-89	346	4697	585
9. Jeff Burger	1984-87	331	4082	538
10. Nick Marshall	2013-14	320	4508	532

## Pass Attempts Per Game (min. 20 games)

Player	Seasons	Att	Games	Att/Gm
1. Stan White	1990-93	1231	45	27.355
2. Pat Sullivan	1969-71	819	30	27.300
3. Chris Todd	2008-09	484	20	24.200
4. Brandon Cox	2004-07	927	44	21.068
5. Loran Carter	1966-68	476	23	20.696
6. Patrick Nix	1992-95	656	32	20.500
7. Nick Marshall	2013-14	532	26	20.462
8. Ben Leard	1997-00	592	29	20.414
9. Dameyune Craig	1994-97	782	41	19.073
10. Reggie Slack	1986-89	585	31	18.871

## Yards Per Attempt (min. 200 attempts)

Player	Seasons	Att	Yards	Yds/Att
1. Cam Newton	2010	280	2854	10.193
2. Jason Campbell	2001-04	854	7299	8.546
3. Nick Marshall	2013-14	532	4508	8.474
4. Reggie Slack	1986-89	585	4697	8.029
5. Dameyune Craig	1994-97	782	6026	7.706
6. Pat Sullivan	1969-71	819	6284	7.673
7. Jeff Burger	1984-87	538	4082	7.587
8. Patrick Nix	1992-95	656	4957	7.556
9. Brandon Cox	2004-07	927	6959	7.507
10. Daniel Cobb	2000-02	314	2350	7.484

## Pass Completions

Player	Seasons	Att	Yards	Comp
1. Stan White	1990-93	1231	8016	659
2. Jason Campbell	2001-04	854	7299	552
3. Brandon Cox	2004-07	927	6959	550
4. Pat Sullivan	1969-71	819	6284	452
5. Dameyune Craig	1994-97	782	6026	427
6. Patrick Nix	1992-95	656	4957	386
7. Ben Leard	1997-00	592	4289	359
8. Reggie Slack	1986-89	585	4697	346
9. Jeff Burger	1984-87	538	4082	331
10. Nick Marshall	2013-14	532	4508	320

## Pass Completions Per Game (min. 20 games)

Player	Seasons	Comp	Games	Comp/Gm
1. Pat Sullivan	1969-71	452	30	15.067
2. Stan White	1990-93	659	45	14.644
3. Chris Todd	2008-09	284	20	14.200
4. Brandon Cox	2004-07	550	44	12.500
5. Ben Leard	1997-00	359	29	12.379
6. Nick Marshall	2013-14	320	26	12.308
7. Patrick Nix	1992-95	386	32	12.063
8. Jeff Burger	1984-87	331	29	11.414
9. Jason Campbell	2001-04	552	49	11.265
10. Reggie Slack	1986-89	346	31	11.161

# Career Leaders

## Completion Percentage (Min. 150 Attempts)

Player	Seasons	Att	Comp	Pct
1. Cam Newton.....	2010	280	185	.661
2. Jason Campbell.....	2001-04	854	552	.646
3. Jeff Burger.....	1984-87	538	331	.615
4. Ben Leard.....	1997-00	592	359	.606
5. Nick Marshall.....	2013-14	532	320	.602
6. Brandon Cox.....	2004-07	927	550	.593
7. Reggie Slack.....	1986-89	585	346	.591
8. Patrick Nix.....	1992-95	656	386	.588
9. Chris Todd.....	2008-09	484	284	.587
10. Pat Sullivan.....	1969-71	819	452	.552
11. Dameyune Craig.....	1994-97	782	427	.546

## Yards Per Completion (Min. 100 Completions)

Player	Seasons	Comp	Yards	Yds/Comp
1. Cam Newton.....	2010	185	2854	15.427
2. Charlie Trotman.....	1976-79	134	2024	15.104
3. Pat Washington.....	1982-85	145	2092	14.428
4. Travis Tidwell.....	1946-49	198	2824	14.263
5. Loran Carter.....	1966-68	221	3129	14.158
6. Dameyune Craig.....	1994-97	427	6026	14.112
7. Nick Marshall.....	2013-14	320	4508	14.088
8. Pat Sullivan.....	1969-71	452	6284	13.841
9. Daniel Cobb.....	2000-02	170	2350	13.824
10. Reggie Slack.....	1986-89	346	4697	13.575
11. Phil Gargis.....	1973-76	152	2036	13.395

## Touchdown Passes

Player	Seasons	Yards	Int	TD
1. Pat Sullivan.....	1969-71	6284	39	53
2. Jason Campbell.....	2001-04	7299	24	45
3. Brandon Cox.....	2004-07	6959	32	42
4. Stan White.....	1990-93	8016	52	40
5. Dameyune Craig.....	1994-97	6026	24	39
6. Nick Marshall.....	2013-14	4508	13	34
7. Patrick Nix.....	1992-95	4957	16	31
8. Cam Newton.....	2010	2854	7	30
9. Ben Leard.....	1997-00	4289	18	28
10. Chris Todd.....	2008-09	3515	12	27

## Touchdown Passes Per Game (min. 20 games)

Player	Seasons	TD	Games	TD/Gm
1. Pat Sullivan.....	1969-71	53	30	1.767
2. Chris Todd.....	2008-09	27	20	1.350
3. Nick Marshall.....	2013-14	34	26	1.308
4. Loran Carter.....	1966-68	25	23	1.087
5. Patrick Nix.....	1992-95	31	32	0.969
6. Ben Leard.....	1997-00	28	29	0.966
7. Brandon Cox.....	2004-07	42	44	0.955
8. Dameyune Craig.....	1994-97	39	41	0.951
9. Jason Campbell.....	2001-04	45	49	0.918
10. Stan White.....	1990-93	40	45	0.889

## Interceptions Thrown

Player	Seasons	Att	TD	Int
1. Stan White.....	1990-93	1231	40	52
2. Loran Carter.....	1966-68	476	25	47
3. Pat Sullivan.....	1969-71	819	53	39
4. Brandon Cox.....	2004-07	927	42	32
5. Phil Gargis.....	1973-76	341	14	29
6. Travis Tidwell.....	1946-49	415	13	26
7. Jason Campbell.....	2001-04	854	45	24
8. Dameyune Craig.....	1994-97	782	39	24
9. Reggie Slack.....	1986-89	585	23	23
10. Jimmy Sidle.....	1962-64	332	9	23

## Lowest Interception Percentage (Min. 300 Att.)

Player	Seasons	Int	Att	Pct
1. Randy Campbell.....	1981-83	5	300	.0167
2. Patrick Nix.....	1992-95	16	656	.0243
3. Nick Marshall.....	2013-14	13	532	.0244
4. Chris Todd.....	2008-09	12	484	.0248
5. Jason Campbell.....	2001-04	24	854	.0281
6. Ben Leard.....	1997-00	18	592	.0304
7. Dameyune Craig.....	1994-97	24	782	.0307
8. Brandon Cox.....	2004-07	32	927	.0345
9. Jeff Burger.....	1984-87	21	538	.0390
10. Reggie Slack.....	1986-89	23	585	.0393

## Passing Efficiency (Min. 300 Attempts)

Player	Seasons	Comp	Att	Pct	Yards	TD	Int	Rating
1. Jason Campbell.....	2001-04	552	854	.646	7299	45	24	148.20
2. Nick Marshall.....	2013-14	320	532	.602	4508	34	13	147.53
3. Chris Todd.....	2008-09	284	484	.587	3515	27	12	133.13
4. Patrick Nix.....	1992-95	386	656	.588	4957	31	16	133.02
5. Jeff Burger.....	1984-87	331	538	.615	4082	24	21	132.17
6. Pat Sullivan.....	1969-71	452	819	.552	6284	53	39	132.04
7. Reggie Slack.....	1986-89	346	585	.591	4697	23	23	131.70
8. Ben Leard.....	1997-00	359	592	.606	4289	28	18	131.03
9. Brandon Cox.....	2004-07	525	888	.591	6748	42	31	130.44
10. Dameyune Craig.....	1994-97	427	782	.546	6026	39	24	129.65

## Punting

### Punts

Player	Seasons	Yards	Avg	No
1. Lewis Colbert.....	1982-85	10179	41.7	244
2. Damon Duval.....	1999-02	9842	43.4	227
3. Steven Clark.....	2010-13	8423	40.7	207
4. Kody Bliss.....	2003-06	8861	43.9	202
5. Skip Johnston.....	1977-79	7220	42.0	172
6. Tommy Lunceford.....	1965-67	7017	41.0	171
7. Terry Daniel.....	1992-94	7522	44.5	169
8. Jon Kilgore.....	1962-64	6631	40.1	163
9. David Beverly.....	1970-72	6290	39.8	158
10. Brian Shulman.....	1986-88	6580	41.9	157

### Punting Yards

Player	Seasons	No	Avg	Yards
1. Lewis Colbert.....	1982-85	244	41.7	10179
2. Damon Duval.....	1999-02	227	43.4	9842
3. Kody Bliss.....	2003-06	202	43.9	8861
4. Steven Clark.....	2010-13	207	40.7	8423
5. Terry Daniel.....	1992-94	169	44.5	7522
6. Skip Johnston.....	1977-79	172	42.0	7220
7. Tommy Lunceford.....	1965-67	171	41.0	7017
8. Jon Kilgore.....	1962-64	163	40.1	6631
9. Brian Shulman.....	1986-88	157	41.9	6580
10. David Beverly.....	1970-72	158	39.8	6290

### Punting Average (Min. 50 punts)

Player	Seasons	No	Yards	Avg
1. Terry Daniel.....	1992-94	169	7522	44.51
2. Kody Bliss.....	2003-06	202	8861	43.87
3. Damon Duval.....	1999-02	227	9842	43.36
4. Jaret Holmes.....	1996-97	110	4676	42.51
5. Skip Johnston.....	1977-79	172	7220	41.98
6. Brian Shulman.....	1986-88	157	6580	41.91
7. Lewis Colbert.....	1982-85	244	10179	41.72
8. Clinton Durst.....	2008-09	134	5559	41.49
9. Tommy Lunceford.....	1965-67	171	7017	41.04
10. Kevin Phillips.....	2015	55	2254	40.98
11. Alan Bollinger.....	1980-81	121	4937	40.80

# Career Leaders

## Receiving

### Receptions

Player	Seasons	Yards	Avg	Rec
1. Courtney Taylor	2003-06	2098	13.71	153
2. Karsten Bailey	1995-98	2174	14.49	150
3. Terry Beasley	1969-71	2507	17.78	141
4. Tyrone Goodson	1993-97	2283	16.79	136
5. Emory Blake	2009-12	2022	15.80	128
6. Frank Sanders	1991-94	1998	16.51	121
7. Darvin Adams	2008-10	1978	17.20	115
8. Rodgeriquis Smith	2004-08	1598	14.02	114
9. Greg Taylor	1987-90	1217	11.93	102
10. Freddy Weygand	1984-88	1946	19.66	99
11. Ricardo Louis	2012-15	1338	13.65	98
12. Ben Obomanu	2002-05	1313	13.54	97
13. Thomas Bailey	1991-94	1243	13.37	93
Lawyer Tillman	1985-88	1808	19.44	93
15. Clifton Robinson	1997-00	1167	12.82	91
16. Ronney Daniels	1999-00	1446	16.07	90
17. Freddie Hyatt	1965-67	1396	15.86	88
18. Willie Gosha	1993-96	1048	12.33	85

### Receiving Yardage

Player	Seasons	Rec	Yards
1. Terry Beasley	1969-71	141	2507
2. Tyrone Goodson	1993-97	136	2283
3. Karsten Bailey	1995-98	150	2174
4. Courtney Taylor	2003-06	153	2098
5. Emory Blake	2009-12	128	2022
6. Frank Sanders	1991-94	121	1998
7. Darvin Adams	2008-10	115	1978
8. Freddy Weygand	1984-88	99	1946
9. Lawyer Tillman	1985-88	93	1808
10. Sammie Coates	2012-14	828	1757
11. Rodgeriquis Smith	2004-08	114	1598
12. Byron Franklin	1977-80	74	1573
13. Ronney Daniels	1999-00	90	1446
14. Freddie Hyatt	1965-67	88	1396
15. Ricardo Louis	2012-15	98	1338
16. Devin Aromashodu	2002-05	71	1333
17. Alexander Wright	1986-89	56	1320
18. Ben Obomanu	2002-05	97	1313
19. Thomas Bailey	1991-94	93	1243
20. Greg Taylor	1987-90	102	1217
21. Clifton Robinson	1997-00	91	1167
22. Tim Christian	1966-68	78	1126
23. Terrell Zachery	2007-10	71	1106
24. Willie Gosha	1993-96	85	1048
25. Marcel Willis	1999-02	81	1022

### Touchdown Receptions

Player	Seasons	Rec	TD
1. Terry Beasley	1969-71	141	29
2. Ben Obomanu	2002-05	97	18
3. Darvin Adams	2008-10	115	17
Karsten Bailey	1995-98	150	17
5. Emory Blake	2009-12	128	16
6. Frank Sanders	1991-94	121	15
Byron Franklin	1977-80	74	15
7. Philip Lutzenkirchen	2009-12	59	14
Lawyer Tillman	1985-88	93	14
9. Sammie Coates	2012-14	82	13
10. Ronney Daniels	1999-00	90	12
Tyrone Goodson	1993-97	136	12
Freddie Hyatt	1965-67	88	12

### Yards Per Reception (min. 40 receptions)

Player	Seasons	Rec	Yards	Yds/Rec
1. Alexander Wright	1986-89	56	1320	23.57
2. Sammie Coates	2012-14	82	1757	21.43
3. Byron Franklin	1977-80	74	1573	21.26
4. Freddy Weygand	1984-88	99	1946	19.66
5. Jimmy Phillips	1955-57	52	1012	19.46
6. Devin Aromashodu	2002-05	71	1333	18.77
7. Terry Beasley	1969-71	141	2507	17.78
8. Darvin Adams	2008-10	115	1978	17.20
9. Erk Russell	1947-49	41	701	17.10
10. Tyrone Goodson	1993-97	136	2283	16.79
11. Chris Woods	1980-83	52	872	16.77

## Receiving, Tight End

### Receptions

Player	Seasons	Yards	Avg	Rec
1. Cooper Wallace	2002-05	829	13.16	63
2. Philip Lutzenkirchen	2009-12	628	10.64	59
3. Walter Reeves	1986-88	303	5.22	58
4. Robert Johnson	2000-02	741	13.00	57
Fred Baxter	1990-92	767	13.45	57
6. Victor Hall	1989-91	521	9.65	54
7. Tommy Trott	2006-09	474	10.53	45
Lorenzo Diamond	1999-02	521	11.58	45
9. Jeff Parks	1982-85	401	11.79	34
10. Andy Fuller	1993-95	494	15.94	31

### Receiving Yardage

Player	Seasons	Rec	Yards
1. Cooper Wallace	2002-05	63	829
2. Fred Baxter	1990-92	57	767
3. Robert Johnson	2000-02	57	741
4. Philip Lutzenkirchen	2009-12	59	628
5. Victor Hall	1989-91	54	521
Lorenzo Diamond	1999-02	45	521
7. Andy Fuller	1993-95	31	494
8. Tommy Trott	2006-09	45	474
9. C.J. Uzomah	2011-14	29	435
10. Jeff Parks	1982-85	34	401

### Touchdown Receptions

Player	Seasons	Rec	TD
1. Philip Lutzenkirchen	2009-12	59	14
2. Robert Johnson	2000-02	57	10
3. C.J. Uzomah	2011-14	29	7
4. Andy Fuller	1993-95	31	5
5. Cooper Wallace	2002-05	63	4
Lorenzo Diamond	1999-02	45	4
Dick Hayley	1976-78	11	4
9. Tommy Trott	2006-09	45	3
Gabe McKenzie	2006-08	29	3
Cole Bennett	2003-07	20	3
Jessie McCovery	1994-96	8	3
Fred Baxter	1990-92	57	3
Mike Edwards	1981	9	3
Robby Robinett	1970-71	24	3

# Career Leaders

## Yards Per Reception (min. 20 receptions)

Player	Seasons	Rec	Yards	Yds/Rec
1. Andy Fuller	1993-95	31	494	19.94
2. C.J. Uzomah	2011-14	29	435	15.00
3. Fred Baxter	1991-92	42	584	13.90
4. Cooper Wallace	2002-05	63	829	13.16
5. Robert Johnson	2000-02	57	741	13.00
6. Jeff Parks	1982-85	34	401	11.79
7. Ed West	1982-83	28	325	11.61
8. Lorenzo Diamond	1999-02	45	521	11.58
9. Cole Bennett	2003-07	29	312	10.76
10. Philip Lutzenkirchen	2009-12	59	628	10.64

## Receiving, Running Back

### Receptions

Player	Seasons	Yards	Avg	Rec
1. Mario Fannin	2007-10	985	10.15	97
2. James Joseph	1986-90	725	10.51	69
3. Onterio McCalebb	2009-12	620	9.84	63
4. Ronnie Brown	2001-04	667	11.70	57
5. Stacy Danley	1987-90	337	7.17	47
6. Harold Morrow	1994-95	433	9.41	46
7. Carnell Williams	2001-04	492	11.44	43
8. Reid McMilion	1993	334	7.95	42
9. Tony Richardson	1991-93	384	9.37	41
10. Rusty Williams	1996-99	363	9.08	40

### Receiving Yardage

Player	Seasons	Rec	Yards
1. Mario Fannin	2007-10	97	985
2. James Joseph	1986-90	69	725
3. Ronnie Brown	2001-04	57	667
4. Onterio McCalebb	2009-12	63	620
5. Carl Stewart	2004-07	39	612
6. Carnell Williams	2001-04	43	492
7. Fred Beasley	1995-97	31	448
8. Mickey Zofko	1970	34	443
9. Harold Morrow	1994-95	46	433
10. Tony Richardson	1991-93	41	384

### Touchdown Receptions

Player	Seasons	Rec	TD
1. Mario Fannin	2007-10	97	9
2. James Brooks	1978-80	18	4
3. Onterio McCalebb	2009-12	45	3
Brad Lester	2005-08	26	3
Tre Smith	2002-06	26	3
Fred Beasley	1995-97	31	3
Stephen Davis	1994-95	22	3
Harold Morrow	1994-95	46	3
Tommie Agee	1983-86	28	3
Mickey Zofko	1970	34	3

## Yards Per Reception (min. 20 receptions)

Player	Seasons	Rec	Yards	Yds/Rec
1. Carl Stewart	2004-07	39	612	15.69
2. Fred Beasley	1995-97	31	448	14.45
3. Mickey Zofko	1970	34	443	13.03
4. Heath Evans	1998-00	30	354	11.80
5. Ronnie Brown	2001-04	57	667	11.70
6. Joe Frazier	1991-94	21	244	11.62
7. Carnell Williams	2001-04	43	492	11.44
8. James Joseph	1986-90	69	725	10.51
9. Bo Jackson	1982-85	26	272	10.46
10. Mario Fannin	2007-10	96	969	10.09

## Rushing

### Rushing Attempts

Player	Seasons	Yards	Avg	Att
1. Carnell Williams	2001-04	3831	5.31	741
2. Ben Tate	2006-09	3321	4.90	678
3. Joe Cribbs	1976-79	3368	5.13	657
4. Bo Jackson	1982-85	4303	6.62	650
5. James Brooks	1977-80	3523	5.67	621
6. Stacy Danley	1987-90	2427	4.61	526
7. Tre Mason	2011-13	2979	5.77	516
8. Stephen Davis	1993-95	2811	5.76	488
9. Secdrick McIntyre	1973-76	1992	4.31	462
10. Phil Gargis	1974-76	1884	4.13	456

### Rushing Yardage

Player	Seasons	Att	Avg	Yards
1. Bo Jackson	1982-85	650	6.62	4303
2. Carnell Williams	2001-04	741	5.17	3831
3. James Brooks	1977-80	621	5.67	3523
4. Joe Cribbs	1976-79	657	5.13	3368
5. Ben Tate	2006-09	678	4.90	3321
6. Tre Mason	2011-13	516	5.77	2979
7. Stephen Davis	1993-95	488	5.76	2811
8. Brent Fullwood	1983-86	390	7.15	2789
9. Ronnie Brown	2000-04	513	5.28	2707
10. Onterio McCalebb	2009-12	406	6.37	2586
11. Stacy Danley	1987-90	526	4.61	2427
12. Michael Dyer	2010-11	424	5.51	2335
13. James Joseph	1986-90	452	5.17	2264
14. Cameron Artis-Payne	2013-14	394	5.63	2218
15. Kenny Irons	2005-06	454	4.81	2186
16. James Bostic	1991-93	396	5.26	2084
17. Lionel James	1980-83	348	6.14	2068
18. Secdrick McIntyre	1973-76	462	4.31	1992
19. Fob James	1952-55	317	6.03	1913
20. Phil Gargis	1973-76	456	4.13	1884
21. Nick Marshall	2013-14	325	5.74	1866
22. Tommie Agee	1983-86	356	4.87	1735
23. Jimmy Sidle	1962-64	326	5.22	1703
24. Brad Lester	2004-08	371	4.55	1689
25. Joe Childress	1953-55	321	5.19	1667
26. Curtis Kuykendall	1944-45	217	7.46	1619
27. Rudi Johnson	2000	324	4.84	1567
28. Terry Henley	1970-72	343	4.47	1534
29. Tommy Lorino	1956-58	227	6.55	1486
30. Cam Newton	2010	264	5.58	1473
31. Monk Gafford	1940-42	221	6.40	1414
32. Mario Fannin	2007-10	233	5.86	1366
33. Mitzi Jackson	1973-75	243	5.65	1373
34. William Andrews	1976-78	267	5.04	1347
35. Ed Dyas	1958-60	261	4.97	1298
36. Fred Beasley	1994-97	282	4.40	1241
37. Tom Bryan	1964-66	265	4.32	1144
38. George Peoples	1978-81	239	4.54	1085
39. Tucker Frederickson	1962-64	260	4.15	1079
40. Bobby Hoppe	1955-57	194	5.56	1078
41. Peyton Barber	2014-15	248	4.31	1071
42. Charlie Hataway	1951-53	282	3.74	1055
43. Corey Grant	2012-13	135	7.70	1040

# Career Leaders

## Rushing Yardage, Quarterback

Player	Seasons	Att	Avg	Yards
1. Phil Gargis.....	1973-76	456	4.18	1884
2. Nick Marshall.....	2013-14	325	5.74	1866
3. Cam Newton.....	2010	364	5.58	1473
4. Jimmy Sidle.....	1962-64	326	4.29	1400
5. Travis Tidwell.....	1946-49	440	2.26	996
6. Charles Thomas.....	1978-81	215	3.21	692
7. Kodi Burns.....	2007-08	208	2.95	614
8. Pat Sullivan.....	1969-71	151	3.71	560
9. Randy Campbell.....	1981-83	229	2.33	534
10. Dameyune Craig.....	1994-97	270	1.85	499

Note: Sidle rushed for 1703 yards in his career, but 303 were accumulated as a tailback. Burns rushed for 794 yards in his career, but 180 were accumulated as a wide receiver.

## Rushing Touchdowns

Player	Seasons	Att	Yards	Avg	TD
1. Carnell Williams.....	2001-04	741	3831	5.17	45
2. Bo Jackson.....	1982-85	650	4303	6.62	43
3. Joe Cribbs.....	1976-79	657	3368	5.13	34
4. Tre Mason.....	2011-13	516	2979	5.77	32
5. Stephen Davis.....	1993-95	488	2811	5.76	30
6. Ronnie Brown.....	2000-04	513	2707	5.28	29
7. Onterio McCalebb.....	2009-12	406	2586	6.37	24
Ben Tate.....	2006-09	678	3321	4.90	24
Brent Fullwood.....	1983-86	390	2789	7.15	24
James Brooks.....	1977-80	621	3523	5.67	24

## Yards Per Game (Min. 18 games)

Player	Seasons	Yards	Games	Yds/Gm
1. Bo Jackson.....	1982-85	4303	38	113.2
2. Kenny Irons.....	2005-06	2186	23	95.0
3. James Brooks.....	1977-80	3523	38	92.7
4. Carnell Williams.....	2001-04	3831	42	91.2
5. Stephen Davis.....	1993-95	2811	31	90.7
6. Curtis Kuykendall.....	1944-45	1619	18	89.9
7. Joe Cribbs.....	1976-79	3368	38	88.6
8. Cameron Artis-Payne.....	2013-14	2218	27	82.1
9. Tre Mason.....	2011-13	2979	38	78.4
10. Nick Marshall.....	2013-14	1866	26	71.8
11. Brent Fullwood.....	1983-86	2789	39	71.5
12. Ben Tate.....	2006-09	3321	47	70.7

## Yards Per Carry (min. 300 attempts)

Player	Seasons	Yards	Att	Avg
1. Brent Fullwood.....	1983-86	2789	390	7.15
2. Bo Jackson.....	1982-85	4303	650	6.62
3. Onterio McCalebb.....	2009-12	2586	406	6.37
4. Lionel James.....	1980-83	2138	348	6.14
5. Fob James.....	1952-55	1913	317	6.03
6. Tre Mason.....	2011-13	2979	516	5.77
7. Stephen Davis.....	1993-95	2811	488	5.76
8. Nick Marshall.....	2013-14	1866	325	5.74
9. James Brooks.....	1977-80	3523	621	5.67
10. Cameron Artis-Payne.....	2013-14	2218	394	5.63
11. Ronnie Brown.....	2000-04	2707	513	5.28
12. James Bostic.....	1991-93	2084	396	5.26

## Scoring

### Scoring

Player	Seasons	TD	FG	PAT	Pts
1. Wes Byrum.....	2007-10	0	60	183	363
2. John Vaughn.....	2003-06	0	50	162	312
3. Carnell Williams.....	2001-04	46	0	0	276
4. Bo Jackson.....	1982-85	45	0	*2	274
5. Damon Duval.....	1999-02	1	45	125	266
6. Cody Parkey.....	2010-13	0	39	136	253
7. Al Del Greco.....	1980-83	0	42	110	236
8. Win Lyle.....	1987-89	0	45	95	230
9. Daniel Carlson.....	2014-15	0	41	97	220
10. Joe Cribbs.....	1976-79	35	0	*3	216
11. Tre Mason.....	2011-13	35	0	0	210
12. Stephen Davis.....	1993-95	34	0	0	204
13. Jorge Portela.....	1977-79	0	38	74	188

\* - two-point conversions

### Most Points Kicking

Player	Seasons	FG	PAT	Pts
1. Wes Byrum.....	2007-10	60	183	363
2. John Vaughn.....	2003-06	50	162	312
3. Damon Duval.....	1999-02	45	125	260
4. Cody Parkey.....	2010-13	39	136	253
5. Al Del Greco.....	1980-83	42	110	236
6. Win Lyle.....	1987-89	45	95	230
7. Daniel Carlson.....	2014-15	41	97	220
8. Jorge Portela.....	1977-79	38	74	188
9. John Riley.....	1967-69	31	80	173
10. Scott Etheridge.....	1992-93	34	65	167
Gardner Jett.....	1970-72	23	98	167

### Field Goals Made

Player	Seasons	Pct	FGA	FGM
1. Wes Byrum.....	2007-10	.750	80	60
2. John Vaughn.....	2003-06	.725	69	50
3. Damon Duval.....	1999-02	.608	74	45
Win Lyle.....	1987-89	.763	59	45
5. Al Del Greco.....	1980-83	.609	69	42
6. Daniel Carlson.....	2014-15	.804	51	41
7. Cody Parkey.....	2010-13	.745	53	39
8. Jorge Portela.....	1977-79	.613	62	38
9. Scott Etheridge.....	1992-93	.791	43	34
10. Jim Von Wyl.....	1990-91	.667	48	32
11. John Riley.....	1967-69	.492	63	31

### Field Goals Attempted

Player	Seasons	FGM	FGA
1. Wes Byrum.....	2007-10	60	80
2. Damon Duval.....	1999-02	45	74
3. John Vaughn.....	2003-06	50	69
Al Del Greco.....	1980-83	42	69
5. John Riley.....	1967-69	31	63
6. Jorge Portela.....	1977-79	38	62
7. Win Lyle.....	1987-89	45	59
8. Cody Parkey.....	2010-13	39	53
9. Daniel Carlson.....	2014-15	41	51
10. Jim Von Wyl.....	1990-91	32	48
11. Scott Etheridge.....	1992-93	34	43
Neil O'Donoghue.....	1975-76	23	43
Woody Woodall.....	1961-63	19	43



# Career Leaders

## Field Goal Percentage (Min. 10 Made)

Player	Seasons	FGM	FGA	Pct
1. Daniel Carlson	2014-15	41	51	.804
2. Scott Etheridge	1992-93	34	43	.791
3. Matt Hawkins	1994-95	26	33	.788
4. Win Lyle	1987-89	45	59	.763
5. Wes Byrum	2007-10	60	80	.750
6. Cody Parkey	2010-13	39	53	.736
7. Jaret Holmes	1996-97	27	37	.730
8. John Vaughn	2003-06	50	69	.725
9. Ed Dyas	1958-60	17	24	.708
10. Gardner Jett	1970-72	23	34	.676
11. Jim Von Wyl	1990-91	32	48	.667
Robert McGinty	1984	12	18	.667

## PATs Made

Player	Seasons	Pct	Att	Made
1. Wes Byrum	2007-10	.984	186	183
2. John Vaughn	2003-06	.994	163	162
3. Cody Parkey	2010-13	.986	138	136
4. Damon Duval	1999-02	1.000	125	125
5. Al Del Greco	1980-83	.991	111	110
6. Gardner Jett	1970-72	.942	104	98
7. Daniel Carlson	2014-15	1.000	97	97
8. Win Lyle	1987-89	.990	96	95
9. Matt Hawkins	1994-95	.932	88	82
10. John Riley	1967-69	.860	93	80
11. Jaret Holmes	1996-97	.963	82	79
Jorge Portela	1977-79	.949	78	74

## PATs Attempted

Player	Seasons	Made	Pct	Att
1. Wes Byrum	2007-10	183	.984	186
2. John Vaughn	2003-06	162	.994	163
3. Cody Parkey	2010-13	136	.986	138
4. Damon Duval	1999-02	125	1.000	125
5. Al Del Greco	1980-83	110	.991	111
6. Gardner Jett	1970-72	98	.942	104
7. Daniel Carlson	2014-15	97	1.000	97
8. Win Lyle	1987-89	95	.990	96
9. John Riley	1967-69	80	.860	93
10. Matt Hawkins	1994-95	82	.932	88
11. Jaret Holmes	1996-97	79	.963	82

## PAT Percentage (Min. 30 made)

Player	Seasons	Made	Att	Pct
1. Damon Duval	1999-02	125	125	1.000
Scott Etheridge	1992-93	65	65	1.000
Daniel Carlson	2014-15	97	97	1.000
4. John Vaughn	2003-06	162	163	.994
5. Al Del Greco	1980-83	110	111	.991
6. Win Lyle	1987-89	95	96	.990
7. Cody Parkey	2010-13	136	138	.986
8. Wes Byrum	2007-10	183	186	.984
Chris Knapp	1985-86	62	63	.984
10. Neil O'Donoghue	1975-76	32	33	.970
11. Robert McGinty	1984	31	32	.969

## Total Touchdowns Scored

Player	Seasons	Rush/Rec/KR/PR	Tot
1. Carnell Williams	2001-04	45/1/0/0	46
2. Bo Jackson	1982-85	43/2/0/0	45
3. Joe Cribbs	1976-79	34/1/0/0	35
Tre Mason	2011-13	32/1/2/0	35
5. Stephen Davis	1993-95	30/4/0/0	34
6. Terry Beasley	1969-71	1/29/0/0	30
James Brooks	1977-80	24/5/1/0	30
Ronnie Brown	2001-04	28/2/0/0	30
9. Onterio McCalebb	2009-12	24/3/2/0	29
10. Brent Fullwood	1983-86	24/0/1/0	25

## Total Offense

### Total Offense

Player	Seasons	Plays	Rush	Pass	Total
1. Stan White	1990-93	1481	-96	8016	7920
2. Jason Campbell	2001-04	1103	307	7299	7606
3. Pat Sullivan	1969-71	974	569	6284	6843
4. Brandon Cox	2004-07	1036	-416	6959	6543
5. Dameyune Craig	1994-97	1052	429	6026	6455
6. Nick Marshall	2013-14	857	1866	4508	6374
7. Patrick Nix	1992-95	752	124	4957	5081
8. Reggie Slack	1986-89	692	-45	4697	4652
9. Cam Newton	2010	544	1473	2854	4327
10. Bo Jackson	1982-85	651	4303	0	4303
11. Ben Leard	1997-00	670	-200	4289	4089

### Touchdowns Responsible For (Rush & Pass)

Player	Seasons	Rush	Pass	TD
1. Pat Sullivan	1969-71	18	53	71
2. Dameyune Craig	1994-97	19	39	58
3. Nick Marshall	2013-14	23	34	57
4. Jason Campbell	2001-04	9	45	54
5. Stan White	1990-93	11	40	51
6. Cam Newton	2010	20	30	50
7. Brandon Cox	2004-07	4	42	46
Carnell Williams	2001-04	45	1	46
9. Bo Jackson	1982-85	43	0	43
10. Patrick Nix	1992-95	9	31	40
11. Joe Cribbs	1976-79	34	0	34

# Career Statistical Leaders

## Rushing



### 1. Bo Jackson (1982-85) 4,303

Year	G	NO	YDS	AVG	TD	LP	Yds/Gm
1982	11	127	829	6.5	9	53	75.4
1983	11	158	1213	7.7	12	80	110.3
1984	6	87	475	5.5	5	53	79.2
1985	11	278	1786	6.4	17	76	162.4
<b>Total</b>	<b>39</b>	<b>650</b>	<b>4303</b>	<b>6.6</b>	<b>43</b>	<b>80</b>	<b>110.3</b>

Best Game: 290 vs. SW Louisiana (9/7/1985), 23 att., 4 TD



### 6. Tre Mason (2011-13) 2,979

Year	G	NO	YDS	AVG	TD	LP	Yds/Gm
2011	12	28	161	5.8	1	22	13.4
2012	12	171	1002	5.9	8	86	83.5
2013	14	317	1816	5.7	23	53	129.7
<b>Total</b>	<b>38</b>	<b>516</b>	<b>2979</b>	<b>5.8</b>	<b>32</b>	<b>86</b>	<b>78.4</b>

Best Game: 304 vs. Miz/SECCG (12/7/13), 46 att., 4 TD



### 2. Carnell Williams (2001-04) 3,831

Year	G	NO	YDS	AVG	TD	LP	Yds/Gm
2001	9	120	614	5.1	6	55	68.2
2002	7	141	745	5.3	10	65	106.4
2003	13	241	1307	5.4	17	80	100.5
2004	13	239	1165	4.9	12	36	89.6
<b>Total</b>	<b>42</b>	<b>741</b>	<b>3831</b>	<b>5.2</b>	<b>45</b>	<b>80</b>	<b>91.2</b>

Best Game: 204 vs. Alabama (11/22/2003), 26 att., 2 TD



### 7. Stephen Davis (1993-95) 2,811

Year	G	NO	YDS	AVG	TD	LP	Yds/Gm
1993	9	87	480	5.5	3	48	53.3
1994	11	221	1263	5.7	13	53	114.8
1995	11	180	1068	5.9	14	46	97.1
<b>Total</b>	<b>31</b>	<b>488</b>	<b>2811</b>	<b>5.8</b>	<b>30</b>	<b>53</b>	<b>90.7</b>

Best Game: 246 vs. Arkansas (10/29/1994), 27 att., 3 TD



### 3. James Brooks (1977-80) 3,523

Year	G	NO	YDS	AVG	TD	LP	Yds/Gm
1977	11	107	467	4.4	2	25	42.4
1978	4	90	534	5.9	3	72	133.5
1979	11	163	1208	7.4	10	79	109.8
1980	11	261	1314	5.0	9	55	119.5
<b>Total</b>	<b>37</b>	<b>621</b>	<b>3523</b>	<b>5.7</b>	<b>24</b>	<b>79</b>	<b>92.7</b>

Best Game: 226 vs. Kansas St. (9/16/1978), 30 att., 3 TD



### 8. Brent Fullwood (1983-86) 2,789

Year	G	NO	YDS	AVG	TD	LP	Yds/Gm
1983	5	14	86	6.1	1	18	17.2
1984	12	117	628	5.4	7	65	52.3
1985	10	92	684	7.4	6	70	68.4
1986	11	167	1391	8.3	10	88	126.5
<b>Total</b>	<b>39</b>	<b>390</b>	<b>2789</b>	<b>7.2</b>	<b>24</b>	<b>88</b>	<b>71.5</b>


Best Game: 207 vs. Tennessee (9/27/1986), 18 att., 1 TD



### 4. Joe Cribbs (1976-79) 3,368

Year	G	NO	YDS	AVG	TD	LP	Yds/Gm
1976	6	43	171	3.9	0	31	28.5
1977	10	161	872	5.4	4	85	87.2
1978	10	253	1205	4.8	16	60	120.5
1979	11	200	1120	5.6	14	77	109.8
<b>Total</b>	<b>37</b>	<b>657</b>	<b>3368</b>	<b>5.1</b>	<b>34</b>	<b>85</b>	<b>91.0</b>

Best Game: 250 vs. Georgia (11/18/1978), 34 att., 2 TD



### 9. Ronnie Brown (2000-04) 2,707

Year	G	NO	YDS	AVG	TD	LP	Yds/Gm
2000	2	6	10	1.7	0	4	5.0
2001	10	84	330	3.9	2	43	32.5
2002	12	175	1008	5.8	13	55	84.0
2003	11	95	446	4.7	5	29	40.5
2004	12	153	913	6.0	8	59	76.1
<b>Total</b>	<b>47</b>	<b>513</b>	<b>2707</b>	<b>5.3</b>	<b>28</b>	<b>59</b>	<b>57.6</b>

Best Game: 224 vs. Ole Miss (11/2/2002), 33 att.



### 5. Ben Tate (2006-09) 3,321

Year	G	NO	YDS	AVG	TD	LP	Yds/Gm
2006	9	54	392	7.3	3	42	43.6
2007	13	202	903	4.5	8	44	69.5
2008	12	159	664	4.2	3	49	55.3
2009	13	263	1362	5.2	10	60	104.8
<b>Total</b>	<b>47</b>	<b>678</b>	<b>3321</b>	<b>4.9</b>	<b>24</b>	<b>60</b>	<b>70.7</b>

Best Game: 184 at Arkansas (10/10/2009), 22 att., 2 TD



### 10. Onterio McCalebb (2009-12) 2,586

Year	G	NO	YDS	AVG	TD	LP	Yds/Gm
2009	11	105	565	5.4	4	62	51.4
2010	14	95	810	8.5	9	70	57.9
2011	13	112	641	5.7	5	60	49.3
2012	12	94	570	6.1	6	43	47.5
<b>Total</b>	<b>50</b>	<b>406</b>	<b>2586</b>	<b>6.3</b>	<b>24</b>	<b>70</b>	<b>51.7</b>

Best Game: 148 vs. La Tech (9/5/09), 22 att.

# Career Statistical Leaders


## Passing



### 1. Stan White (1990-93) 8,016

Year	G	CMP	ATT	PCT	YDS	TD	INT	Y/Gm
1990	11	180	338	.533	2242	14	14	203.8
1991	11	158	317	.498	1927	8	14	175.2
1992	11	157	305	.515	1790	5	16	162.7
1993	11	164	271	.605	2057	13	8	187.0
<b>Total</b>	<b>44</b>	<b>659</b>	<b>1231</b>	<b>.535</b>	<b>8016</b>	<b>40</b>	<b>52</b>	<b>182.2</b>

**Best Game:** 351 vs. Indiana (12/29/90), 31-43, 1 TD



### 2. Jason Campbell (2001-04) 7,299

Year	G	CMP	ATT	PCT	YDS	TD	INT	Y/Gm
2001	9	89	142	.627	1117	4	4	124.1
2002	13	94	149	.631	1215	11	5	93.5
2003	13	181	293	.618	2267	10	8	174.4
2004	13	188	270	.696	2700	20	7	207.7
<b>Total</b>	<b>48</b>	<b>552</b>	<b>854</b>	<b>.646</b>	<b>7299</b>	<b>45</b>	<b>24</b>	<b>152.1</b>

**Best Game:** 374 vs. Tennessee (12/4/04), 27-35, 3 TD



### 3. Brandon Cox (2004-07) 6,959

Year	G	CMP	ATT	YDS	PCT	TD	INT	Y/Gm
2004	7	22	34	357	.647	4	2	51.0
2005	11	177	306	2324	.578	15	8	211.3
2006	13	163	271	2198	.601	14	9	169.1
2007	13	188	316	2080	.595	9	13	160.0
<b>Total</b>	<b>44</b>	<b>550</b>	<b>927</b>	<b>6959</b>	<b>.593</b>	<b>42</b>	<b>32</b>	<b>158.2</b>


**Best Game:** 342 vs. Georgia Tech (9/3/05), 22-44, 2 TD



### 4. Pat Sullivan (1969-71) 6,284

Year	G	CMP	ATT	YDS	PCT	TD	INT	Y/Gm
1969	10	123	257	1686	.478	16	16	168.6
1970	10	167	281	2586	.590	17	12	258.6
1971	10	162	281	2012	.576	20	11	201.2
<b>Total</b>	<b>30</b>	<b>452</b>	<b>819</b>	<b>6284</b>	<b>.552</b>	<b>53</b>	<b>30</b>	<b>209.5</b>

**Best Game:** 366 vs. Florida (10/31/70), 21-27, 4 TD



### 5. Dameyune Craig (1994-97) 6,026

Year	G	CMP	ATT	PCT	YDS	TD	INT	Y/Gm
1994	7	14	29	.483	185	1	0	26.4
1995	12	28	40	.700	268	4	1	24.4
1996	12	169	310	.545	2296	16	10	208.7
1997	13	216	403	.536	3277	18	13	273.1
<b>Total</b>	<b>44</b>	<b>427</b>	<b>782</b>	<b>.546</b>	<b>6026</b>	<b>39</b>	<b>24</b>	<b>147.0</b>

**Best Game:** 394 vs. Miss. State (10/12/96), 28-41, 4 TD



### 6. Patrick Nix (1992-95) 4,957

Year	G	CMP	ATT	PCT	YDS	TD	INT	Y/Gm
1992	5	6	11	.545	46	1	0	9.2
1993	5	10	15	.667	131	2	0	26.2
1994	11	169	299	.565	2206	13	7	200.6
1995	11	201	331	.607	2574	15	9	234.0
<b>Total</b>	<b>32</b>	<b>386</b>	<b>656</b>	<b>.588</b>	<b>4957</b>	<b>31</b>	<b>16</b>	<b>154.9</b>

**Best Game:** 387 vs. Arkansas (10/28/95), 34-52, 2 TD, 2 int



### 7. Reggie Slack (1986-89) 4,697

Year	G	CMP	ATT	PCT	YDS	TD	INT	Y/Gm
1986	6	13	25	.520	191	0	1	31.8
1987	3	17	29	.586	280	3	1	93.3
1988	11	168	279	.602	2230	9	11	202.7
1989	11	148	252	.587	1996	11	10	181.5
<b>Total</b>	<b>31</b>	<b>346</b>	<b>585</b>	<b>.591</b>	<b>4697</b>	<b>23</b>	<b>23</b>	<b>151.5</b>

**Best Game:** 290 vs. Kansas (9/17/88), 12-16, 4 TD



### 8. Ben Leard (1997-2000) 6,026

Year	G	CMP	ATT	PCT	YDS	TD	INT	Y/Gm
1997	4	1	2	.500	5	0	0	1.3
1998	6	54	114	.474	703	4	7	117.2
1999	7	111	157	.707	1423	12	1	203.3
2000	12	193	319	.605	2158	12	10	179.8
<b>Total</b>	<b>29</b>	<b>359</b>	<b>592</b>	<b>.606</b>	<b>4289</b>	<b>28</b>	<b>18</b>	<b>147.9</b>

**Best Game:** 416 at Georgia (11/13/99), 24-32, 4 TD



### 9. Nick Marshall (2013-14) 4,508

Year	G	CMP	ATT	PCT	YDS	TD	INT	Y/Gm
2013	13	142	239	.594	1976	14	6	152.0
2014	13	178	293	.608	2532	20	6	194.7
<b>Total</b>	<b>26</b>	<b>320</b>	<b>532</b>	<b>.602</b>	<b>4508</b>	<b>34</b>	<b>12</b>	<b>173.4</b>

**Best Game:** 456 at Alabama (11/29/14), 27-43, 35 TD



### 10. Jeff Burger (1984-87) 4,082

Year	G	CMP	ATT	PCT	YDS	TD	INT	Y/Gm
1984	3	8	13	.615	95	1	0	31.7
1985	5	19	36	.528	250	1	1	50.0
1986	11	126	222	.568	1671	9	11	151.9
1987	10	178	267	.667	2066	13	9	206.6
<b>Total</b>	<b>29</b>	<b>331</b>	<b>538</b>	<b>.615</b>	<b>4082</b>	<b>24</b>	<b>21</b>	<b>140.8</b>

**Best Game:** 282 vs. Vanderbilt (10/10/87), 14-18, 2 TD

# Career Statistical Leaders

## Total Offense



### 1. Stan White (1990-93) **7,920**

Year	G	Plays	Rush	Pass	Total	Y/Ply	Y/Gm
1990	11	376	-109	2242	2133	6.0	203.8
1991	11	374	-3	1927	1924	5.1	174.9
1992	11	381	-17	1790	1773	4.7	161.2
1993	11	350	33	2057	2090	6.0	190.0
<b>Total</b>	<b>44</b>	<b>1481</b>	<b>-96</b>	<b>8016</b>	<b>7920</b>	<b>5.3</b>	<b>180.0</b>

**Best Game:** 325 vs. Tennessee (9/29/90), -13 rush/338 pass



### 2. Jason Campbell (2001-04) **7,606**

Year	G	Plays	Rush	Pass	Total	Y/Ply	Y/Gm
2001	9	188	72	1117	1189	6.3	132.1
2002	13	221	206	1215	1421	6.4	109.3
2003	13	366	-1	2267	2266	6.2	174.3
2004	13	328	30	2700	2730	8.3	210.0
<b>Total</b>	<b>48</b>	<b>1103</b>	<b>307</b>	<b>7299</b>	<b>7606</b>	<b>6.9</b>	<b>158.5</b>

**Best Game:** 431 vs. Tennessee (12/4/04), 57 rush/374 pass



### 3. Pat Sullivan (1969-71) **6,843**

Year	G	Plays	Rush	Pass	Total	Y/Ply	Y/Gm
1969	10	313	205	1686	1891	6.0	189.1
1970	10	333	270	2586	2856	8.6	258.6
1971	10	328	84	2012	2096	6.4	209.6
<b>Total</b>	<b>30</b>	<b>974</b>	<b>569</b>	<b>6284</b>	<b>6843</b>	<b>7.0</b>	<b>228.1</b>


**Best Game:** 386 vs. Ole Miss (1/2/71), 35 rush/351 pass



### 4. Brandon Cox (2004-07) **6,543**

Year	G	Plays	Rush	Pass	Total	Y/Ply	Y/Gm
2004	7	43	-18	357	339	7.9	48.4
2005	11	350	-125	2324	2199	6.3	199.9
2006	13	322	-177	2198	2021	6.3	155.5
2007	13	363	-96	2080	1984	5.5	152.6
<b>Total</b>	<b>44</b>	<b>1078</b>	<b>-416</b>	<b>6959</b>	<b>6543</b>	<b>6.1</b>	<b>148.7</b>

**Best Game:** 307 vs. Georgia Tech (9/3/05), -35 rush/342 pass



### 5. Dameyune Craig (1994-97) **6,461**

Year	G	Plays	Rush	Pass	Total	Y/Ply	Y/Gm
1994	7	58	100	185	285	4.9	40.7
1995	11	62	122	268	390	6.3	35.5
1996	11	433	207	2296	2503	5.8	227.5
1997	12	499	0	3277	3277	6.6	273.1
<b>Total</b>	<b>41</b>	<b>1052</b>	<b>435</b>	<b>6026</b>	<b>6461</b>	<b>6.1</b>	<b>157.4</b>

**Best Game:** 445 vs. Army/Independence Bowl (12/31/96), 75 rush/370 pass



### 6. Nick Marshall (2013-2014) **6,374**

Year	G	Plays	Rush	Pass	Total	Y/Ply	Y/Gm
2013	13	411	1068	1976	3044	7.4	234.2
2014	13	446	798	2532	3330	7.5	256.2
<b>Total</b>	<b>26</b>	<b>857</b>	<b>1866</b>	<b>4508</b>	<b>6374</b>	<b>7.4</b>	<b>245.2</b>

**Best Game:** 505 at Alabama (11/29/14), 49 rush/456 pass



### 7. Patrick Nix (1992-95) **5,081**

Year	G	Plays	Rush	Pass	Total	Y/Ply	Y/Gm
1992	5	13	20	46	66	5.1	13.2
1993	5	20	-19	131	112	5.6	22.4
1994	11	340	59	2206	2265	6.5	205.9
1995	11	379	64	2574	2638	7.0	239.8
<b>Total</b>	<b>32</b>	<b>752</b>	<b>124</b>	<b>4957</b>	<b>5081</b>	<b>6.8</b>	<b>158.8</b>

**Best Game:** 422 at Arkansas (10/28/95), 35 rush/387 pass



### 8. Reggie Slack (1986-89) **4,652**

Year	G	Plays	Rush	Pass	Total	Y/Ply	Y/Gm
1986	6	33	-12	191	179	5.4	29.8
1987	3	34	-19	280	261	7.7	87.0
1988	11	318	-17	2230	2213	7.0	201.2
1989	11	307	3	1996	1999	6.5	181.7
<b>Total</b>	<b>31</b>	<b>692</b>	<b>-45</b>	<b>4697</b>	<b>4652</b>	<b>6.7</b>	<b>150.1</b>

**Best Game:** 292 vs. Kansas (9/17/88), 2 rush/290 pass



### 9. Cam Newton (2010) **4,327**

Year	G	Plays	Rush	Pass	Total	Y/Ply	Y/Gm
2010	14	544	1473	2854	4327	8.0	309.1
<b>Total</b>	<b>14</b>	<b>544</b>	<b>1473</b>	<b>2854</b>	<b>4327</b>	<b>8.0</b>	<b>309.1</b>

**Best Game:** 408 at Kentucky (10/9/10), 198 rush/210 pass;  
408 vs. South Carolina/SEC Champ (12/4/10), 73 rush/335 pass



### 10. Bo Jackson (1982-85) **4,303**

Year	G	Plays	Rush	Pass	Total	Y/Ply	Y/Gm
1982	11	127	829	0	829	6.5	75.4
1983	11	158	1213	0	1213	7.7	110.3
1984	6	87	475	0	475	5.5	79.2
1985	11	278	1786	0	1786	6.4	162.4
<b>Total</b>	<b>39</b>	<b>650</b>	<b>4303</b>	<b>0</b>	<b>4303</b>	<b>6.6</b>	<b>110.3</b>

**Best Game:** 290 vs. SW Louisiana (9/7/85), 290 rush/0 pass

# Career Statistical Leaders


## Receiving



### 1. Courtney Taylor (2003-06) 153

Year	REC	YDS	AVG	TD	LP
2003	34	379	11.1	0	39
2004	43	737	17.1	6	56
2005	22	278	12.6	1	36
2006	54	704	13.0	2	57
<b>Total</b>	<b>153</b>	<b>2098</b>	<b>13.7</b>	<b>9</b>	<b>57</b>


**Best Game:** 116 vs. Arkansas State (11/4/06), 4 rec., 1 TD



### 6. Frank Sanders (1991-94) 121

Year	REC	YDS	AVG	TD	LP
1991	2	42	21.0	0	29
1992	13	204	15.7	2	33
1993	48	842	17.5	6	57
1994	58	910	15.7	7	68
<b>Total</b>	<b>121</b>	<b>1998</b>	<b>16.5</b>	<b>15</b>	<b>68</b>

**Best Game:** 175 vs. Mississippi State (10/8/94), 6 rec., 2 TD



### 2. Karsten Bailey (1995-98) 150

Year	REC	YDS	AVG	TD	LP
1995	9	91	10.1	0	17
1996	45	592	13.2	3	57
1997	53	840	15.8	7	77
1998	43	651	15.1	7	58
<b>Total</b>	<b>150</b>	<b>2174</b>	<b>14.5</b>	<b>17</b>	<b>77</b>

**Best Game:** 151 vs. Virginia (9/4/97), 4 rec., 2 TD



### 7. Darvin Adams (2008-10) 115

Year	REC	YDS	AVG	TD	LP
2008	3	18	6.0	0	9
2009	60	997	16.6	10	72
2010	52	963	18.5	7	62
<b>Total</b>	<b>115</b>	<b>1978</b>	<b>17.2</b>	<b>17</b>	<b>72</b>

**Best Game:** 217 vs. S. Carolina /SEC (12/4/10), 7 rec., 2 TD



### 3. Terry Beasley (1969-71) 141

Year	REC	YDS	AVG	TD	LP
1969	34	610	17.9	6	42
1970	52	1051	20.2	11	80
1971	55	846	15.4	12	70
<b>Total</b>	<b>141</b>	<b>2507</b>	<b>17.8</b>	<b>29</b>	<b>80</b>


**Best Game:** 194 vs. Kentucky (10/2/71), 9 rec., 1 TD



### 8. Rodgeriquus Smith (2005-08) 114

Year	REC	YDS	AVG	TD	LP
2005	6	109	18.2	0	38
2006	26	452	17.4	4	62
2007	52	705	13.6	5	58
2008	30	332	11.1	1	33
<b>Total</b>	<b>114</b>	<b>1598</b>	<b>14.0</b>	<b>10</b>	<b>62</b>

**Best Game:** 111 vs. Ole Miss (10/27/07), 8 rec., 1 TD



### 4. Tyrone Goodson (1993-97) 136

Year	REC	YDS	AVG	TD	LP
1993	1	32	32.0	0	32
1994	14	106	7.6	0	21
1995	37	597	16.1	1	46
1996	36	642	17.8	6	51
1997	48	906	18.9	5	69
<b>Total</b>	<b>136</b>	<b>2283</b>	<b>16.8</b>	<b>12</b>	<b>69</b>

**Best Game:** 149 vs. Central Florida (9/27/97), 5 rec.



### T-9. Freddy Weygand (1984-88) 102

Year	REC	YDS	AVG	TD	LP
1984	32	796	24.9	3	56
1985	19	367	19.3	1	44
1987	10	206	20.6	2	46
1988	38	577	15.2	3	54
<b>Total</b>	<b>99</b>	<b>1946</b>	<b>19.7</b>	<b>9</b>	<b>56</b>

**Best Game:** 160 vs. Georgia Tech (10/20/84), 5 rec., 2 TD



### 5. Emory Blake (2009-12) 121

Year	REC	YDS	AVG	TD	LP
2009	9	66	7.3	0	16
2010	33	554	16.8	8	94
2011	36	613	16.8	5	56
2012	50	789	15.8	3	54
<b>Total</b>	<b>128</b>	<b>2012</b>	<b>15.7</b>	<b>16</b>	<b>94</b>

**Best Game:** 175 vs. Mississippi State (10/8/94), 6 rec., 2 TD




### T-9. Greg Taylor (1987-90) 102

Year	REC	YDS	AVG	TD	LP
1987	3	33	11.0	0	29
1988	28	282	10.1	0	56
1989	25	353	14.1	2	53
1990	46	650	14.1	7	59
<b>Total</b>	<b>102</b>	<b>1318</b>	<b>12.9</b>	<b>9</b>	<b>59</b>

**Best Game:** 112 vs. La. Tech (10/6/90), 8 rec.

# Career Statistical Leaders

## Kickoff Returns



### 1. James Brooks (1977-80) 1,726

Year	NO	YDS	AVG	TD	LP
1977	27	654	24.2	0	46
1978	12	269	22.4	0	49
1979	21	577	27.5	0	64
1980	8	226	28.3	1	94
<b>Total</b>	<b>68</b>	<b>1726</b>	<b>25.4</b>	<b>1</b>	<b>94</b>

Best Game: 119 yds. vs. Duke (9/20/80), 3 ret.



### 6. Tre Mason (2011-13) 1,107

Year	NO	YDS	AVG	TD	LP
2011	24	633	26.4	1	97
2012	3	79	26.3	0	32
2013	15	395	26.3	1	100
<b>Total</b>	<b>42</b>	<b>1107</b>	<b>26.4</b>	<b>2</b>	<b>100</b>

Best Game: 176 yds. vs. Utah State (9/3/11), 4 ret., 1 TD



### 2. Demond Washington (2009-10) 1,614

Year	NO	YDS	AVG	TD	LP
2009	16	497	31.1	1	99
2010	46	1117	24.3	1	95
<b>Total</b>	<b>62</b>	<b>1614</b>	<b>26.0</b>	<b>2</b>	<b>99</b>


Best Game: 20 yds. at Georgia (11/14/09), 5 ret., 1 TD



### 7. Markeith Cooper (1996-99) 1,077

Year	NO	YDS	AVG	TD	LP
1996	0	0	0.0	0	0
1997	20	477	23.9	0	47
1998	18	447	24.8	0	56
1999	7	153	21.9	0	46
<b>Total</b>	<b>45</b>	<b>1077</b>	<b>23.9</b>	<b>0</b>	<b>56</b>

Best Game: 129 yds. vs. Alabama (11/21/98), 4 ret.



### 3. Thomas Bailey (1991-94) 1,521

Year	NO	YDS	AVG	TD	LP
1991	24	591	24.6	0	53
1992	11	209	19.0	0	40
1993	26	504	19.4	0	31
1994	13	217	16.7	0	23
<b>Total</b>	<b>74</b>	<b>1521</b>	<b>20.6</b>	<b>0</b>	<b>53</b>

Best Game: 140 yds. vs. Florida (11/2/91), 5 ret.



### 8. Tim Carter (1998-2001) 1,051

Year	NO	YDS	AVG	TD	LP
1998	0	0	0.0	0	0
1999	12	279	23.2	0	40
2000	19	461	24.3	1	100
2001	13	311	23.9	0	68
<b>Total</b>	<b>44</b>	<b>1051</b>	<b>23.9</b>	<b>1</b>	<b>100</b>


Best Game: 139 yds. vs. LSU (9/16/00), 3 ret., 1 TD



### 4. Tristan Davis (2005-08) 1,455

Year	NO	YDS	AVG	TD	LP
2005	0	0	0.0	0	0
2006	28	756	27.0	0	58
2007	3	42	14.0	0	23
2008	24	657	27.4	2	97
<b>Total</b>	<b>55</b>	<b>1455</b>	<b>26.5</b>	<b>2</b>	<b>97</b>

Best Game: 182 yds. vs. Arkansas (10/11/08), 5 ret.



### 9. Robert Baker (1995-96) 979

Year	NO	YDS	AVG	TD	LP
1995	25	525	21.0	0	36
1996	21	454	21.6	0	36
<b>Total</b>	<b>46</b>	<b>979</b>	<b>21.3</b>	<b>0</b>	<b>36</b>

Best Game: 137 yds. at Florida (10/19/96), 5 ret.



### 5. Onterio McCalebb (2009-12) 1,360

Year	NO	YDS	AVG	TD	LP
2009	11	272	24.7	0	52
2010	8	227	28.4	0	99
2011	11	338	30.7	1	83
2012	23	523	22.7	1	100
<b>Total</b>	<b>53</b>	<b>1360</b>	<b>25.7</b>	<b>2</b>	<b>100</b>

Best Game: 138 yds. at Mississippi State (9/8/12), 3 ret., 1 TD



### 10. Mario Fannin (2006-10) 944

Year	NO	YDS	AVG	TD	LP
2006	0	0	0.0	0	0
2007	19	399	21.0	0	40
2008	11	248	22.5	0	69
2009	14	297	21.2	0	35
2010	0	0	0.0	0	0
<b>Total</b>	<b>44</b>	<b>944</b>	<b>21.5</b>	<b>0</b>	<b>69</b>

Best Game: 110 yds. vs. Mississippi State (9/15/07), 5 ret.

# Career Statistical Leaders

## Punting



### 1. Terry Daniel (1992-94) 44.5

Year	NO	YDS	AVG	LP
1992	65	2771	42.6	68
1993	51	2393	46.9	71
1994	53	2358	44.5	62
<b>Total</b>	<b>169</b>	<b>7522</b>	<b>44.5</b>	<b>71</b>

Best Punt: 71 vs. Florida (10/16/93)



### 6. Brian Shulman (1986-88) 41.9

Year	NO	YDS	AVG	LP
1986	49	2161	44.1	57
1987	58	2358	40.7	53
1988	50	2061	41.2	55
<b>Total</b>	<b>157</b>	<b>6580</b>	<b>41.9</b>	<b>57</b>

Best Punt: 57 vs. UT-Chattanooga (9/6/86)



### 2. Kody Bliss (2003-06) 43.9

Year	NO	YDS	AVG	LP
2003	64	2748	42.9	62
2004	47	1989	42.3	61
2005	44	1975	44.9	63
2006	47	2149	45.7	71
<b>Total</b>	<b>202</b>	<b>8861</b>	<b>43.9</b>	<b>71</b>

Best Punt: 71 vs. Tulane (10/21/06)



### 7. Lewis Colbert (1982-85) 41.7

Year	NO	YDS	AVG	LP
1982	70	2841	40.6	57
1983	55	2251	40.9	60
1984	62	2477	40.0	62
1985	57	2610	45.8	77
<b>Total</b>	<b>244</b>	<b>10179</b>	<b>41.7</b>	<b>77</b>

Best Punt: 77 vs. SW Louisiana (9/7/85)



### 3. Damon Duval (1999-02) 43.4

Year	NO	YDS	AVG	LP
1999	57	2443	42.9	67
2000	65	2811	43.2	71
2001	51	2244	44.0	60
2002	227	2344	43.4	69
<b>Total</b>	<b>227</b>	<b>9842</b>	<b>43.4</b>	<b>71</b>

Best Punt: 71 vs. Northern Illinois (9/23/00)



### 8. Clinton Durst (2008-09) 41.5

Year	NO	YDS	AVG	LP
2008	70	2947	42.1	58
2009	64	2612	40.8	58
<b>Total</b>	<b>134</b>	<b>5559</b>	<b>41.5</b>	<b>58</b>

Best Punt: 58 vs. ULM (8/30/08); 58 at LSU (10/24/09)



### 4. Jaret Holmes (1996-97) 42.5

Year	NO	YDS	AVG	LP
1996	48	2017	42.0	60
1997	62	2659	42.9	62
<b>Total</b>	<b>110</b>	<b>4676</b>	<b>42.5</b>	<b>62</b>

Best Punt: 62 vs. Mississippi State (11/1/97)



### 9. Tommy Lunceford (1965-67) 41.0

Year	NO	YDS	AVG	LP
1965	52	2108	40.5	--
1966	60	2471	41.2	65
1967	59	2438	41.3	--
<b>Total</b>	<b>171</b>	<b>7017</b>	<b>41.0</b>	<b>65</b>

Best Punt: 65 vs. Alabama (12/3/66)



### 5. Skip Johnston (1977-79) 42.0

Year	NO	YDS	AVG	LP
1977	55	2243	40.8	65
1978	67	2857	42.6	65
1979	50	2120	42.4	57
<b>Total</b>	<b>172</b>	<b>7220</b>	<b>42.0</b>	<b>65</b>

Best Punt: 65 vs. Florida (11/4/78) & Georgia Tech (10/15/77)




### 10. Alan Bollinger (1980-81) 40.8

Year	NO	YDS	AVG	LP
1980	56	2185	39.0	62
1981	65	2752	42.3	61
<b>Total</b>	<b>121</b>	<b>4937</b>	<b>40.8</b>	<b>62</b>

Best Punt: 62 vs. Georgia Tech (10/18/80)

# Career Statistical Leaders

## Punt Returns



### 1. Thomas Bailey (1991-94) 1,170

Year	NO	YDS	AVG	TD	LP
1991	42	528	12.6	1	83
1992	28	274	9.8	0	38
1993	27	210	7.8	0	30
1994	28	158	5.6	0	28
<b>Total</b>	<b>125</b>	<b>1170</b>	<b>9.4</b>	<b>1</b>	<b>83</b>

Best Game: 98 yds. vs. Ole Miss (9/14/91), 4 ret., 1 TD



### 2. Trey Gainous (1983-86) 951

Year	NO	YDS	AVG	TD	LP
1983	15	170	11.3	1	81
1984	32	277	8.7	1	46
1985	31	267	8.6	0	27
1986	27	237	8.9	1	45
<b>Total</b>	<b>105</b>	<b>951</b>	<b>9.1</b>	<b>3</b>	<b>81</b>

Best Game: 87 yds. vs. Tennessee (9/24/83), 2 ret.



### 3. Mike Fuller (1973-74) 883

Year	NO	YDS	AVG	TD	LP
1973	20	381	19.1	0	63
1974	30	502	16.7	3	63
<b>Total</b>	<b>50</b>	<b>883</b>	<b>17.7</b>	<b>3</b>	<b>63</b>

Best Game: 173 yds. vs. UTC (9/21/74), 3 ret., 2 TD



### 4. Shayne Wasden (1988-90) 717

Year	NO	YDS	AVG	TD	LP
1988	27	199	7.4	0	32
1989	26	216	8.3	0	37
1990	29	302	10.4	1	72
<b>Total</b>	<b>82</b>	<b>717</b>	<b>8.7</b>	<b>1</b>	<b>72</b>

Best Game: 88 yds. vs. Vanderbilt (10/13/90), 3 ret.



### 5. Robert Dunn (2005-08) 697

Year	NO	YDS	AVG	TD	LP
2005	5	36	7.2	0	12
2006	22	120	5.5	0	35
2007	32	301	9.4	0	57
2008	15	240	16.0	1	66
<b>Total</b>	<b>74</b>	<b>697</b>	<b>9.4</b>	<b>1</b>	<b>66</b>

Best Game: 103 yds. vs. Southern Miss (9/6/08), 4 ret.



### 6. Tre Smith (2002-06) 644

Year	NO	YDS	AVG	TD	LP
2002	6	61	10.2	0	15
2003	36	327	9.1	0	37
2004	4	30	7.5	0	12
2005	26	203	7.8	0	25
2006	5	23	4.6	1	15
<b>Total</b>	<b>77</b>	<b>644</b>	<b>8.4</b>	<b>1</b>	<b>37</b>

Best Game: 74 yds. vs. South Carolina (10/1/05), 7 ret.



### 7. Roderick Hood (2000-02) 571

Year	NO	YDS	AVG	TD	LP
2000	0	0	0.0	0	0
2001	15	154	10.3	0	25
2002	36	417	11.6	0	45
<b>Total</b>	<b>51</b>	<b>571</b>	<b>11.2</b>	<b>0</b>	<b>45</b>

Best Game: 97 yds. vs. Western Carolina (9/7/02), 7 ret.



### 8. Quan Bray (2011-14) 565

Year	NO	YDS	AVG	TD	LP
2011	10	242	24.2	0	62
2012	6	121	20.2	0	24
2013	14	331	23.6	0	40
2014	4	64	16.0	0	16
<b>Total</b>	<b>34</b>	<b>758</b>	<b>22.3</b>	<b>0</b>	<b>62</b>


Best Game: 74 yds. vs. Virginia (12/31/11), 2 ret.



### 9. Jimmy Carter (1965-67) 473

Year	NO	YDS	AVG	TD	LP
1965	0	0	0.0	0	0
1966	0	0	0.0	0	0
1967	38	473	12.4	2	61
<b>Total</b>	<b>38</b>	<b>473</b>	<b>12.4</b>	<b>2</b>	<b>61</b>

Longest Return: 61 yds. vs. Clemson (10/14/67)



### 10. Robert Baker (1995-96) 463

Year	NO	YDS	AVG	TD	LP
1995	25	233	9.3	0	47
1996	23	230	10.0	1	79
<b>Total</b>	<b>48</b>	<b>463</b>	<b>9.6</b>	<b>1</b>	<b>79</b>

Best Game: 94 yds. vs. South Carolina (10/5/96), 3 ret., 1 TD



# Career Statistical Leaders

## Scoring



### 1. Wes Byrum (2007-10)

363


Year	TD	PAT	FG	PTS
2007	0	35	17	86
2008	0	22	11	55
2009	0	54	15	99
2010	0	72	17	123
<b>Total</b>	<b>0</b>	<b>183</b>	<b>60</b>	<b>363</b>



### 6. Cody Parkey (2010-13)

253

Year	TD	PAT	FG	PTS
2010	0	2	0	2
2011	0	41	13	80
2012	0	27	11	60
2013	0	66	15	111
<b>Total</b>	<b>0</b>	<b>136</b>	<b>39</b>	<b>253</b>



### 2. John Vaughn (2003-06)

312

Year	TD	PAT	FG	PTS
2003	0	27	6	45
2004	0	51	12	87
2005	0	50	12	86
2006	0	34	20	94
<b>Total</b>	<b>0</b>	<b>162</b>	<b>50</b>	<b>312</b>



### 7. Al Del Greco (1980-83)

236

Year	TD	PAT	FG	PTS
1980	0	27	8	51
1981	0	21	9	47
1982	0	26	13	65
1983	0	36	12	72
<b>Total</b>	<b>0</b>	<b>110</b>	<b>42</b>	<b>236</b>



### 3. Carnell Williams (2001-04)

276

Year	TD	PAT	FG	PTS
2001	6	0	0	36
2002	10	0	0	60
2003	17	0	0	102
2004	13	0	0	78
<b>Total</b>	<b>33</b>	<b>0</b>	<b>0</b>	<b>276</b>

\* Two-point conversion



### 8. Win Lyle (1987-89)

230

Year	TD	PAT	FG	PTS
1987	0	32	15	77
1988	0	36	14	78
1989	0	27	16	75
<b>Total</b>	<b>0</b>	<b>95</b>	<b>45</b>	<b>230</b>



### 4. Bo Jackson (1982-85)

274

Year	TD	PAT	FG	PTS
1982	9	*1	0	56
1983	14	0	0	84
1984	5	*1	0	32
1985	17	0	0	102
<b>Total</b>	<b>45</b>	<b>*2</b>	<b>0</b>	<b>274</b>

\* Two-point conversion



### 9. Daniel Carlson (2014-15)

220

Year	TD	PAT	FG	PTS
2014	0	57	18	111
2015	0	40	23	109
<b>Total</b>	<b>0</b>	<b>97</b>	<b>41</b>	<b>220</b>



### 5. Damon Duval (1999-02)

260

Year	TD	PAT	FG	PTS
1999	1	23	9	56
2000	0	34	14	76
2001	0	28	16	76
2002	0	40	6	58
<b>Total</b>	<b>1</b>	<b>125</b>	<b>45</b>	<b>260</b>



### 10. Joe Cribbs (1976-79)

216

Year	TD	PAT	FG	PTS
1976	0	35	17	86
1977	4	0	0	24
1978	16	1*	0	98
1979	15	2*	0	94
<b>Total</b>	<b>35</b>	<b>3</b>	<b>0</b>	<b>216</b>

# Career Statistical Leaders

## Field Goals



### 1. Wes Byrum (2007-10)

Year	FG	FGA	PCT	LG
2007	17	23	.739	49
2008	11	19	.579	52
2009	15	16	.938	49
2010	17	22	.773	48
<b>Total</b>	<b>60</b>	<b>80</b>	<b>.750</b>	<b>52</b>

Longest FG: 52 vs. Southern Miss (9/6/2008)

60




### 6. Daniel Carlson (2014-15)

Year	FG	FGA	PCT	LG
2014	18	24	.750	51
2015	23	27	.852	56
<b>Total</b>	<b>41</b>	<b>51</b>	<b>.804</b>	<b>56</b>

Longest FG: 56 vs. Louisville (9/5/2015)

41



### 2. John Vaughn (2003-06)

Year	FG	FGA	PCT	LG
2003	6	10	.600	34
2004	12	15	.800	43
2005	12	20	.600	39
2006	20	24	.833	55
<b>Total</b>	<b>50</b>	<b>69</b>	<b>.725</b>	<b>55</b>

Longest FG: 55 vs. Mississippi State (9/9/2006)

50



### 6. Cody Parkey (2010-13)

Year	FG	FGA	PCT	LG
2010	0	0	.000	0
2011	13	18	.722	45
2012	11	14	.786	46
2013	15	21	.714	52
<b>Total</b>	<b>39</b>	<b>53</b>	<b>.736</b>	<b>52</b>

Longest FG: 52 vs. Missouri/SEC Champ (12/7/13)

39



### T-3. Win Lyle (1987-89)

Year	FG	FGA	PCT	LG
1987	15	19	.789	55
1988	14	21	.667	44
1989	16	19	.842	47
<b>Total</b>	<b>45</b>	<b>59</b>	<b>.763</b>	<b>55</b>

Longest FG: 55 vs. Tennessee (9/26/1987)

45



### 8. Jorge Portela (1977-79)

Year	FG	FGA	PCT	LG
1977	13	19	.684	51
1978	10	21	.476	49
1979	15	22	.682	52
<b>Total</b>	<b>38</b>	<b>62</b>	<b>.613</b>	<b>52</b>

Longest FG: 52 vs. Florida (11/3/79)

38




### T-3. Damon Duval (1999-02)

Year	FG	FGA	PCT	LG
1999	9	15	.600	47
2000	14	18	.778	49
2001	16	26	.615	51
2002	6	15	.400	40
<b>Total</b>	<b>45</b>	<b>74</b>	<b>.608</b>	<b>51</b>

Longest FG: 51 vs. Ball State (9/1/2001)

45



### 9. Scott Etheridge (1992-93)

Year	FG	FGA	PCT	LG
1992	22	28	.786	49
1993	12	15	.800	41
<b>Total</b>	<b>34</b>	<b>43</b>	<b>.791</b>	<b>49</b>

Longest FG: 49 vs. LSU (9/19/92)

34



### 5. Al Del Greco (1980-83)

Year	FG	FGA	PCT	LG
1980	8	15	.533	52
1981	9	17	.529	52
1982	13	21	.619	39
1983	12	16	.750	45
<b>Total</b>	<b>42</b>	<b>69</b>	<b>.609</b>	<b>52</b>

Longest FG: 52 vs. Alabama (11/29/80); 52 at Nebraska (10/3/81)

42



### 10. Jim Von Wyl (1990-91)

Year	FG	FGA	PCT	LG
1990	17	22	.773	48
1991	15	26	.577	45
<b>Total</b>	<b>32</b>	<b>48</b>	<b>.667</b>	<b>48</b>

Longest FG: 48 vs. Cal State Fullerton (9/8/90)

32

# Career Statistical Leaders

## Interceptions



### 1. Buddy McClinton (1967-69) 18

Year	INT	YDS	AVG	TD	LP
1967	4	39	9.7	0	22
1978	5	120	24.0	1	53
1979	9	92	10.2	0	24
<b>Total</b>	<b>18</b>	<b>251</b>	<b>13.9</b>	<b>1</b>	<b>24</b>

Longest Interception Return: 53 vs. Clemson (10/12/68), TD



### T-5. David Langner (1971-73) 12

Year	INT	YDS	AVG	TD	LP
1971	3	108	36.0	1	88
1972	8	156	19.5	0	48
1973	1	23	23.0	0	23
<b>Total</b>	<b>12</b>	<b>287</b>	<b>23.9</b>	<b>1</b>	<b>88</b>

Longest Interception Return: 88 vs. UTC (9/18/71), TD



### 2. Dave Beck (1970-72) 14

Year	INT	YDS	AVG	TD	LP
1970	6	57	9.5	0	25
1971	2	24	12.0	0	18
1972	6	61	10.1	0	37
<b>Total</b>	<b>14</b>	<b>142</b>	<b>10.1</b>	<b>0</b>	<b>37</b>

Longest Interception Return: 37 vs. Georgia Tech (10/21/72)



### T-7. Larry Casher (1997-2000) 11

Year	INT	YDS	AVG	TD	LP
1997	2	0	0.0	0	0
1998	3	32	10.7	0	29
1999	5	117	23.4	0	65
2000	1	0	0.0	0	0
<b>Total</b>	<b>11</b>	<b>149</b>	<b>13.5</b>	<b>0</b>	<b>65</b>

Longest Interception Return: 65 vs. Florida (10/16/99)



### T-3. Brian Robinson (1992-94) 13

Year	INT	YDS	AVG	TD	LP
1992	0	0	0.0	0	0
1993	5	131	26.2	2	45
1994	8	140	17.5	1	41
<b>Total</b>	<b>13</b>	<b>271</b>	<b>20.8</b>	<b>3</b>	<b>45</b>

Longest Interception Return: 45 vs. Vanderbilt (10/2/93), TD



### T-7. Chris Shelling (1991-94) 11

Year	INT	YDS	AVG	TD	LP
1991	0	0	0.0	0	0
1992	4	0	0.0	0	0
1993	4	169	42.3	1	73
1994	3	65	21.7	0	33
<b>Total</b>	<b>11</b>	<b>234</b>	<b>21.3</b>	<b>1</b>	<b>73</b>

Longest Interception Return: 73 at Georgia (11/13/93), TD



### T-3. Don Webb (1967-69) 13

Year	INT	YDS	AVG	TD	LP
1967	3	49	16.3	0	22
1968	6	45	7.5	0	27
1969	4	48	12.0	0	24
<b>Total</b>	<b>13</b>	<b>142</b>	<b>10.9</b>	<b>0</b>	<b>27</b>

Longest Interception Return: 27 vs. Miss. State (9/28/68)



### T-7. Clifford Toney (1978-80) 11

Year	INT	YDS	AVG	TD	LP
1978	5	36	7.2	0	15
1979	1	10	10.0	0	10
1980	5	23	4.6	0	20
<b>Total</b>	<b>11</b>	<b>69</b>	<b>6.3</b>	<b>0</b>	<b>20</b>


Longest Interception Return: 20 vs. Duke (9/20/80)



### T-5. David King (1981-84) 12

Year	INT	YDS	AVG	TD	LP
1981	3	44	14.6	0	26
1982	6	63	10.5	0	39
1983	2	40	20.0	1	40
1984	1	-4	-4.0	0	-4
<b>Total</b>	<b>12</b>	<b>145</b>	<b>12.1</b>	<b>1</b>	<b>40</b>

Longest Interception Return: 40 vs. Kentucky (10/8/83)



### T-7. Jim McKinney (1972-74) 11

Year	INT	YDS	AVG	TD	LP
1972	0	0	0.0	0	0
1973	6	48	8.0	0	38
1974	5	66	13.2	0	33
<b>Total</b>	<b>11</b>	<b>114</b>	<b>10.4</b>	<b>0</b>	<b>38</b>

Longest Interception Return: 38 vs. Chattanooga (9/22/73)

# Single Season Leaders

## All-Purpose

### All-Purpose Yards

Player	Season	Rush	Rec	KR	PR	Yards
1. Tre Mason	2013	1816	163	395	0	2374
2. Bo Jackson	1985	1786	73	0	0	1859
3. James Brooks	1979	1208	15	577	0	1800
4. Cameron Artis-Payne	2014	1608	147	0	0	1755
5. Carnell Williams	2004	1165	152	150	251	1718
6. James Brooks	1980	1314	63	226	56	1659
7. Carnell Williams	2003	1307	20	269	51	1647
8. Rudi Johnson	2000	1567	70	0	0	1637
9. Ben Tate	2009	1362	105	139	0	1606
10. Cam Newton	2010	1473	42	0	0	1515
11. Brent Fullwood	1986	1391	46	75	0	1512
12. Kenny Irons	2005	1293	164	0	2	1459

## Defensive

### Pass Interceptions

Player	Year	Yards	Avg	Int
1. Buddy McClinton	1969	92	10.2	9
2. Brian Robinson	1994	140	17.5	8
David Langner	1972	156	19.5	8
4. Larry Willingham	1969	85	12.1	7
5. Jermaine Whitehead	2014	57	9.5	6
Jonathan Jones	2014	6	1.0	6
Walter McFadden	2009	154	25.7	6
Junior Rosegreen	2004	48	8.0	6
Tom Powell	1985	114	19.0	6
David King	1982	63	10.5	6
Jim McKinney	1973	48	8.0	6
Roger Mitchell	1973	83	13.8	6
Dave Beck	1972	61	10.2	6
Dave Beck	1970	57	9.5	6
Don Webb	1968	45	7.5	6
Bryant Harvard	1960	113	18.8	6
Bobby Jordan	1952	42	7.0	6
Vince Dooley	1951	79	13.2	6
Dickie Flourney	1949	59	9.8	6

### Average Yards Per Interception Return (Min. 3)

Player	Year	Int	Yards	Avg
1. Chris Shelling	1993	4	169	42.5
2. Fob James	1953	3	117	38.0
3. David Langner	1971	3	108	36.0
4. John McGeever	1961	3	95	31.7
5. Fob James	1955	3	86	28.7
6. Tommy Lorino	1957	3	85	28.3
7. Ken Alvis	1994	3	79	26.3
8. Brian Robinson	1993	5	131	26.2
9. Walter McFadden	2009	6	154	25.7
Aundray Bruce	1987	3	77	25.7

### Total Tackles

Player	Year	Solo	Asst	TT
1. Freddie Smith	1977	114	79	193
2. Kurt Crain	1987	87	81	168
3. Quentin Riggins	1989	78	87	165
4. Freddie Smith	1979	105	57	162
5. Kurt Crain	1986	85	71	156
6. Darrel Crawford	1991	76	77	153
7. Ben Thomas	1984	66	75	141
8. Gregg Carr	1984	100	39	139
9. Takeo Spikes	1997	93	43	136
Gregg Carr	1983	91	45	136

### Solo Tackles

Player	Year	TT	Asst	Solo
1. Freddie Smith	1977	193	79	114
2. Freddie Smith	1979	162	57	105
3. Gregg Carr	1984	139	39	100
4. Takeo Spikes	1997	136	43	93
5. Gregg Carr	1983	136	45	91
6. Kurt Crain	1987	168	81	87
7. Kurt Crain	1986	156	71	85

### Assisted Tackles

Player	Year	TT	Solo	Asst
1. Quentin Riggins	1989	165	78	87
2. Kurt Crain	1987	168	87	81
3. Bennie Pierce	1991	128	48	80
4. Freddie Smith	1977	193	114	79
5. Darrel Crawford	1991	153	76	77
6. Ben Thomas	1984	141	66	75
7. Harold Hallman	1984	130	56	74
8. Karekin Cunningham	1992	124	51	73
9. Kurt Crain	1986	156	85	71

### Sacks (starting 1981)

Player	Year	Sacks	Total Yds.
1. Nick Fairley	2010	11.5	74
2. Gary Walker	1994	11.0	69
Kevin Greene	1984	11.0	64
Craig Olgetree	1989	11.0	62
5. Dee Ford	2013	10.5	96
6. Antonio Coleman	2009	10.0	60
Gerald Robinson	1985	10.0	71
Mike Pelton	1994	10.0	61
9. Corey Lemonier	2011	9.5	66
Quentin Groves	2006	9.5	62
Reggie Torbor	2003	9.5	64

## Kick Returns

### Punt Returns

Player	Year	Avg	Yards	Ret
1. Thomas Bailey	1991	12.6	528	42
2. Jimmy Carter	1967	12.4	473	38
3. Roderick Hood	2002	11.6	417	36
Tre Smith	2003	9.1	327	36
5. Robert Dunn	2007	9.4	301	32
Trey Gainous	1984	8.7	277	32
7. Trey Gainous	1985	8.6	267	31
8. Mike Fuller	1974	16.7	502	30
Shane Wasden	1990	10.4	302	29
Bobby Beaird	1966	9.3	266	29

### Punt Return Yardage

Player	Year	Ret	Avg	Yards
1. Thomas Bailey	1991	42	12.6	528
2. Mike Fuller	1974	30	16.7	502
3. Jimmy Carter	1967	38	12.4	473
4. Roderick Hood	2002	36	11.6	417
5. Lionel James	1982	25	15.7	394
6. Mike Fuller	1973	20	19.1	381
7. Tre Smith	2003	36	9.1	327
8. Chris Davis	2013	17	18.7	318
9. Shane Wasden	1990	29	10.4	302
10. Robert Dunn	2007	32	9.4	301
11. Trey Gainous	1984	32	8.7	277
Larry Willingham	1970	22	12.6	277

# Single Season Leaders

## Punt Return Average (Min. 10 Returns)

Player	Year	Ret	Yards	Avg
1. Mike Fuller	1973	20	381	19.05
2. Chris Davis	2013	17	318	18.71
3. Quan Bray	2014	15	272	18.13
4. Mike Fuller	1974	30	502	16.73
5. Robert Dunn	2008	15	240	16.00
6. Lionel James	1982	25	394	15.76
7. Freddy Weygand	1987	13	180	13.85
8. David Langner	1972	12	165	13.75
9. Thomas Bailey	1991	42	528	12.57
10. Larry Willingham	1970	22	277	12.59
11. Jimmy Carter	1967	38	473	12.45
12. Marcus Davis	2015	15	179	11.93

## Kickoff Returns

Player	Year	Avg	Yards	Ret
1. Demond Washington	2010	24.3	1117	46
2. Tristan Davis	2006	27.0	756	28
3. James Brooks	1977	24.2	654	27
4. Thomas Bailey	1993	19.4	504	26
5. Robert Baker	1995	21.0	525	25
6. Tre Mason	2011	26.4	633	24
Tristan Davis	2008	27.4	657	24
Thomas Bailey	1991	24.6	591	24
9. Onterio McCalebb	2012	22.7	523	23
10. Brent Fullwood	1984	23.1	509	22

## Kickoff Return Yardage

Player	Year	Ret	Avg	Yards
1. Demond Washington	2010	46	24.3	1117
2. Tristan Davis	2006	28	27.0	756
3. Tristan Davis	2008	24	27.4	657
4. James Brooks	1977	27	24.2	654
5. Tre Mason	2011	24	26.4	633
6. Thomas Bailey	1991	24	24.6	591
7. James Brooks	1979	21	27.5	577
8. Robert Baker	1995	25	21.0	525
9. Onterio McCalebb	2012	23	22.7	523
10. Brent Fullwood	1984	22	23.1	509

## Kickoff Return Average (Min. 10 Returns)

Player	Year	Ret	Yards	Avg
1. Demond Washington	2009	16	497	31.06
2. Onterio McCalebb	2011	11	388	30.73
3. Johnathan Ford	2015	15	429	28.60
4. David Langner	1972	13	369	28.28
5. Rick Neel	1975	17	478	28.12
6. Kerryon Johnson	2015	14	386	27.57
7. James Brooks	1979	21	577	27.48
8. Tristan Davis	2008	24	657	27.38
9. Tristan Davis	2006	28	756	27.00
10. Tre Mason	2011	24	633	26.38
11. Tre Mason	2013	15	395	26.33
12. Mike Fuller	1973	16	420	26.25

## Passing

### Passing Yardage

Player	Year	Att	Comp	Pct	Yards
1. Dameyune Craig	1997	403	216	.536	3277
2. Cam Newton	2010	280	185	.661	2854
3. Jason Campbell	2004	270	188	.696	2700
4. Chris Todd	2009	328	198	.604	2612
5. Pat Sullivan	1970	281	167	.594	2586
6. Patrick Nix	1995	331	201	.607	2574
7. Nick Marshall	2014	293	178	.608	2532
8. Brandon Cox	2005	306	177	.578	2324
9. Dameyune Craig	1996	310	169	.545	2296
10. Stan White	1990	338	180	.533	2242

## Passing Yardage Per Game

Player	Year	Yards	Games	Yds/Gm
1. Dameyune Craig	1997	3277	12	273.1
2. Pat Sullivan	1970	2586	10	258.6
3. Patrick Nix	1995	2574	11	234.0
4. Brandon Cox	2005	2324	11	211.3
5. Dameyune Craig	1996	2296	11	208.7
6. Jason Campbell	2004	2700	13	207.7
7. Jeff Burger	1987	2066	10	206.6
8. Cam Newton	2010	2854	14	203.9
9. Stan White	1990	2242	11	203.8
10. Ben Leard	1999	1423	7	203.3

## Pass Attempts

Player	Year	Yards	Pct	Comp	Att
1. Dameyune Craig	1997	3277	.536	216	403
2. Stan White	1990	2242	.533	180	338
3. Patrick Nix	1995	2574	.607	201	331
4. Chris Todd	2009	2612	.604	198	328
5. Ben Leard	2000	2158	.605	193	319
6. Stan White	1991	1927	.498	158	317
7. Brandon Cox	2007	2080	.595	188	316
8. Dameyune Craig	1996	2296	.545	169	310
9. Brandon Cox	2005	2324	.578	177	306
10. Stan White	1992	1790	.515	157	305

## Pass Attempts Per Game

Player	Year	Att	Games	Att/Gm
1. Dameyune Craig	1997	403	12	33.583
2. Stan White	1990	338	11	30.727
3. Patrick Nix	1995	331	11	30.091
4. Stan White	1991	317	11	28.818
5. Dameyune Craig	1996	310	11	28.182
6. Pat Sullivan	1971	281	10	28.100
Pat Sullivan	1970	281	10	28.100
8. Brandon Cox	2005	306	11	27.818
9. Stan White	1992	305	11	27.727
10. Patrick Nix	1994	299	11	27.182

## Yards Per Attempt (min. 150 Attempts)

Player	Year	Att	Yards	Yds/Att
1. Cam Newton	2010	280	2854	10.193
2. Jason Campbell	2004	270	2700	10.000
3. Pat Sullivan	1970	281	2586	9.203
4. Ben Leard	1999	157	1423	9.064
5. Nick Marshall	2014	293	2532	8.642
6. Nick Marshall	2013	239	1976	8.268
7. Dameyune Craig	1997	403	3277	8.132
8. Brandon Cox	2006	271	2198	8.111
9. Reggie Slack	1988	279	2230	7.993
10. Chris Todd	2009	328	2612	7.963
11. Reggie Slack	1989	252	1996	7.921
12. Daniel Cobb	2002	150	1175	7.833

## Pass Completions

Player	Year	Att	Yards	Comp
1. Dameyune Craig	1997	403	3277	216
2. Patrick Nix	1995	331	2574	201
3. Chris Todd	2009	328	2612	198
4. Ben Leard	2000	319	2158	193
5. Brandon Cox	2007	316	2080	188
Jason Campbell	2004	270	2700	188
7. Cam Newton	2010	280	2854	185
8. Jason Campbell	2003	293	2267	181
9. Stan White	1990	338	2242	180
10. Jeff Burger	1987	267	2066	178
Nick Marshall	2014	293	2532	178

# Single Season Leaders

## Pass Completions Per Game

Player	Year	Comp	Games	Comp/Gm
1. Patrick Nix	1995	201	11	18.273
2. Dameyune Craig	1997	216	12	18.000
3. Jeff Burger	1987	178	10	17.800
4. Pat Sullivan	1970	167	10	16.700
5. Stan White	1990	180	11	16.364
6. Pat Sullivan	1971	162	10	16.200
7. Brandon Cox	2005	177	11	16.091
8. Ben Leard	2000	193	12	16.083
9. Ben Leard	1999	157	7	15.857
10. Dameyune Craig	1996	169	11	15.364
Patrick Nix	1994	169	11	15.364

## Completion Percentage (Min. 100 Attempts)

Player	Year	Att	Comp	Pct
1. Ben Leard	1999	157	111	.707
2. Jason Campbell	2004	270	188	.696
3. Jeff Burger	1987	267	178	.667
4. Cam Newton	2010	280	185	.661
5. Jason Campbell	2002	149	94	.631
6. Jason Campbell	2001	142	89	.627
7. Jason Campbell	2003	293	181	.618
8. Clint Moseley	2011	108	66	.611
9. Nick Marshall	2014	293	178	.608
10. Patrick Nix	1995	331	201	.607
11. Stan White	1993	271	164	.605
Ben Leard	2000	319	193	.605

## Yards Per Completion (Min. 75 completions)

Player	Year	Comp	Yards	Yds/Comp
1. Pat Washington	1984	77	1202	15.610
2. Pat Sullivan	1970	167	2586	15.485
3. Cam Newton	2010	185	2854	15.427
4. Loran Carter	1967	86	1307	15.198
5. Dameyune Craig	1997	216	3277	15.171
6. Daniel Cobb	2002	80	1175	14.689
7. Jason Campbell	2004	188	2700	14.362
8. Nick Marshall	2014	178	2532	14.275
9. Phil Gargis	1976	80	1118	13.975
10. Nick Marshall	2013	142	1976	13.915
11. Gabe Gross	1998	88	1222	13.886
12. Pat Sullivan	1969	123	1686	13.707

## Touchdown Passes

Player	Year	Att	Comp	Yards	TD
1. Cam Newton	2010	280	185	2854	30
2. Chris Todd	2009	328	198	2612	22
3. Nick Marshall	2014	293	178	2532	20
Jason Campbell	2004	270	188	2700	20
Pat Sullivan	1971	281	162	2012	20
6. Dameyune Craig	1997	403	216	3277	18
7. Pat Sullivan	1970	281	167	2586	17
8. Dameyune Craig	1996	310	169	2296	16
Pat Sullivan	1969	257	123	1686	16
10. Brandon Cox	2005	306	177	2324	15
Patrick Nix	1995	331	201	2574	15

## Touchdown Passes Per Game

Player	Year	TD	Games	TD/Gm
1. Cam Newton	2010	30	14	2.14
2. Pat Sullivan	1971	20	10	2.00
3. Ben Leard	1999	12	7	1.71
4. Pat Sullivan	1970	17	10	1.70
5. Chris Todd	2009	22	13	1.69
6. Pat Sullivan	1969	16	10	1.60
7. Nick Marshall	2014	20	13	1.54
Jason Campbell	2004	20	13	1.54
8. Dameyune Craig	1997	18	12	1.50
9. Dameyune Craig	1996	16	11	1.45
10. Loran Carter	1968	14	10	1.40

## Interceptions Thrown

Player	Year	Att	TD	Int
1. Loran Carter	1968	248	14	21
2. Loran Carter	1967	178	9	17
3. Stan White	1992	305	5	16
Dudley Spence	1952	135	8	16
5. Alex Bowden	1965	127	9	15
6. Stan White	1991	317	8	14
Stan White	1990	338	14	14
8. Brandon Cox	2007	316	9	13
Dameyune Craig	1997	403	18	13
Phil Gargis	1976	166	7	13

## Highest TD/Interception Ratio (Min. 150 Att.)

Player	Year	TD	Int	Ratio
1. Ben Leard	1999	12	1	12.000
2. Cam Newton	2010	30	7	4.286
3. Chris Todd	2009	22	6	3.667
4. Randy Campbell	1982	7	2	3.500
5. Nick Marshall	2014	20	7	2.857
Jason Campbell	2004	20	7	2.857
7. Nick Marshall	2013	14	6	2.333
8. Brandon Cox	2005	15	8	1.875
9. Patrick Nix	1994	13	7	1.857
10. Barrett Trotter	2011	11	6	1.833
11. Pat Sullivan	1971	20	11	1.818
12. Patrick Nix	1995	15	9	1.667

## Passing Efficiency (Min. 100 Attempts)

Player	Year	Comp	Att	Pct	Yards	TD	Int	Rating
1. Cam Newton	2010	185	280	.661	2854	30	7	182.05
2. Jason Campbell	2004	188	270	.696	2700	20	7	172.89
3. Ben Leard	1999	111	157	.707	1423	12	1	170.78
4. Nick Marshall	2014	178	293	.608	2532	20	7	151.09
5. Jason Campbell	2002	94	149	.631	1215	11	5	149.23
6. Pat Sullivan	1970	167	281	.594	2586	17	12	148.16
7. Chris Todd	2009	198	328	.604	2612	22	6	145.73
8. Nick Marshall	2013	142	239	.594	1976	14	6	143.17
9. Jeff Burger	1987	178	267	.667	2066	13	9	140.99
10. Brandon Cox	2006	163	271	.601	2198	14	9	138.68
11. Patrick Nix	1995	201	331	.607	2574	15	9	135.60
12. Stan White	1993	164	271	.605	2057	13	8	134.20

# Single Season Leaders

## Punting

### Punts

Player	Year	Yards	Avg	No
1. Roger Pruett	1973	3086	39.0	79
2. Connie Frederick	1968	2933	37.6	78
3. Steven Clark	2011	2941	40.8	72
David Beverly	1972	2878	40.0	72
5. Jeremy Zills	1998	2846	40.1	71
6. Steven Clark	2012	2783	39.8	70
Clinton Durst	2008	2947	42.1	70
Lewis Colbert	1982	2841	40.6	70
9. Skip Johnston	1978	2857	42.6	67
10. Terry Daniel	1992	2771	42.6	65
Alan Bollinger	1981	2752	42.3	65
Damon Duval	2000	2811	43.2	65

### Punting Yards

Player	Year	No	Avg	Yards
1. Roger Pruett	1973	79	39.0	3086
2. Clinton Durst	2008	70	42.1	2947
3. Steven Clark	2011	72	40.8	2941
4. Connie Frederick	1968	78	37.6	2933
5. David Beverly	1972	72	40.0	2878
6. Skip Johnston	1978	67	42.6	2857
7. Jeremy Zills	1998	71	40.1	2846
8. Lewis Colbert	1982	70	40.6	2841
9. Damon Duval	2000	65	43.2	2811
10. Steven Clark	2012	70	39.8	2783

### Punting Average (min. 35 punts)

Player	Year	No	Yards	Avg
1. Terry Daniel	1993	51	2393	46.92
2. Lewis Colbert	1985	57	2610	45.79
3. Kody Bliss	2006	47	2149	45.72
4. Kody Bliss	2005	44	1975	44.89
5. Terry Daniel	1994	53	2358	44.49
6. Brian Shulman	1986	49	2161	44.10
7. Damon Duval	2001	51	2244	44.00
8. Damon Duval	2002	54	2344	43.41
9. Damon Duval	2000	65	2811	43.25
10. Kody Bliss	2003	64	2748	42.94

## Receiving

### Pass Receptions

Player	Year	Yards	Avg	Rec
1. Darvin Adams	2009	997	16.62	60
2. Willie Gosha	1995	811	13.98	58
Frank Sanders	1994	910	15.69	58
4. Ronney Daniels	1999	1068	19.07	56
5. Terry Beasley	1971	846	15.38	55
6. Courtney Taylor	2006	704	13.04	54
7. Karsten Bailey	1997	840	15.85	53
8. Darvin Adams	2010	963	18.52	52
Rodgeriquis Smith	2007	705	13.56	52
Terry Beasley	1970	1051	20.21	52

### Receiving Yardage

Player	Year	Rec	Yards
1. Ronney Daniels	1999	56	1068
2. Terry Beasley	1970	52	1051
3. Darvin Adams	2009	60	997
4. Darvin Adams	2010	52	963
5. Frank Sanders	1994	58	910
6. Tyrone Goodson	1997	48	906
7. Sammie Coates	2013	42	902
8. Terry Beasley	1971	55	846
9. Frank Sanders	1993	48	842
10. Karsten Bailey	1997	53	840
11. Freddy Weygand	1984	32	796

### Touchdown Receptions

Player	Year	Rec	TD
1. Terry Beasley	1971	55	12
2. Terry Beasley	1970	52	11
3. Darvin Adams	2009	60	10
4. Ronney Daniels	1999	56	9
Byron Franklin	1980	32	9
6. Emory Blake	2010	33	8
7. Sammie Coates	2013	42	7
Philip Lutzenkirchen	2011	24	7
Darvin Adams	2010	52	7
Ben Obomanu	2004	25	7
Karsten Bailey	1998	43	7
Karsten Bailey	1997	53	7
Frank Sanders	1994	58	7
Greg Taylor	1990	46	7
Dick Schmalz	1971	44	7
Tim Christian	1968	47	7

### Yards Per Reception (min. 20 Receptions)

Player	Year	Rec	Yards	Yds/Rec
1. Freddy Weygand	1984	32	796	24.88
2. Alexander Wright	1989	30	714	23.80
3. Alvin Bresler	1970	23	530	23.04
4. Sammie Coates	2014	34	741	21.79
5. Sammie Coates	2013	42	902	21.47
6. Devin Aromashodu	2004	24	513	21.38
7. Lawyer Tillman	1986	35	730	20.86
8. Terry Beasley	1970	52	1051	20.21
9. Chris Woods	1982	21	406	19.33
10. Ronney Daniels	1999	56	1068	19.07
11. Devin Aromashodu	2005	26	494	19.00
12. Tyrone Goodson	1997	48	906	18.88

# Single Season Leaders

## Receiving, Tight Ends

### Receiving Yardage

Player	Year	Rec	Avg	Yards
1. Fred Baxter	1991	28	13.96	391
2. Robert Johnson	2002	28	12.43	348
3. Cooper Wallace	2004	19	15.90	302
4. Andy Fuller	1995	15	17.13	257
5. Philip Lutzenkirchen	2011	24	9.92	238
6. Robert Johnson	2001	17	13.24	225
7. Andy Fuller	1994	14	15.07	211
Victor Hall	1991	19	11.11	211
9. Cooper Wallace	2003	16	13.06	209
10. Tommy Trott	2008	20	10.05	201

### Receptions

Player	Year	Yards	Avg	Rec
1. Robert Johnson	2002	348	12.43	28
Fred Baxter	1991	391	13.96	28
3. Philip Lutzenkirchen	2011	238	9.92	24
4. Walter Reeves	1987	174	7.57	23
5. Robby Robinett	1971	170	8.10	21
6. Tommy Trott	2008	201	10.05	20
Cooper Wallace	2005	195	9.75	20
8. Cooper Wallace	2004	302	15.90	19
Victor Hall	1991	211	11.11	19
Victor Hall	1989	190	10.00	19

### Receiving Touchdowns

Player	Year	Rec	Yards	Avg	TD
1. Philip Lutzenkirchen	2011	24	238	9.92	7
Philip Lutzenkirchen	2010	15	185	12.33	5
3. Robert Johnson	2002	28	348	12.43	4
Andy Fuller	1995	15	257	17.13	4
5. C.J. Uzomah	2014	11	145	13.18	3
C.J. Uzomah	2013	11	154	14.0	3
Robert Johnson	2001	17	225	13.24	3
Robert Johnson	2000	12	168	14.00	3
Mike Edwards	1981	9	186	20.67	3
Dick Hayley	1976	7	67	9.57	3

## Receiving, Running Backs

### Receptions

Player	Year	Yards	Avg	Rec
1. Mario Fannin	2009	413	9.83	42
2. Ronnie Brown	2004	313	9.21	34
Mickey Zofko	1970	443	13.03	34
4. Onterio McCalebb	2011	344	10.75	32
5. Harold Morrow	1995	262	8.45	31
6. Tony Richardson	1993	273	9.75	28
7. James Joseph	1989	227	8.73	26
8. James Joseph	1990	234	10.64	22
Wallace Clark	1970	211	9.59	22
10. Mario Fannin	2008	223	11.15	20

### Receiving Yards

Player	Year	Rec	Avg	Yards
1. Mickey Zofko	1970	34	13.03	443
2. Mario Fannin	2009	42	9.83	413
3. Onterio McCalebb	2011	32	10.75	344
4. Ronnie Brown	2004	34	9.21	313
5. Carnell Williams	2004	19	15.90	302
6. Tony Richardson	1993	28	9.75	273
7. Harold Morrow	1995	31	8.45	262
8. Carl Stewart	2006	13	18.39	239
9. James Joseph	1990	22	10.64	234
10. James Joseph	1989	26	8.73	227

### Receiving Touchdowns

Player	Year	Rec	Yards	Avg	TD
1. Mario Fannin	2009	42	415	9.83	3
Stephen Davis	1995	10	128	12.80	3
Mickey Zofko	1970	34	443	13.03	3
4. Onterio McCalebb	2011	32	344	10.75	2
Mario Fannin	2010	17	173	10.18	2
Mario Fannin	2008	20	223	11.15	2
Mario Fannin	2007	18	176	9.78	2
Carl Stewart	2006	13	239	18.39	2
Brandon Johnson	2002	3	43	14.33	2
Fred Beasley	1997	16	225	14.06	2
Markeith Cooper	1996	13	156	12.00	2
Harold Morrow	1994	15	171	11.40	2
Tony Richardson	1993	28	273	9.75	2
Victor Harris	1987	18	152	8.44	2
Kyle Collins	1985	4	7	1.75	2
Bo Jackson	1983	13	73	5.62	2
James Brooks	1979	3	15	5.00	2



# Single Season Leaders

## Rushing

### Rushing Attempts

Player	Year	Yards	Avg	Att
1. Rudi Johnson	2000	1567	4.84	324
2. Tre Mason	2013	1816	5.73	317
3. Cameron Artis-Payne	2014	1608	5.31	303
4. Bo Jackson	1985	1786	6.42	278
5. Cam Newton	2010	1473	5.62	264
6. Ben Tate	2009	1362	5.18	263
7. James Brooks	1980	1314	5.03	261
8. Kenny Irons	2005	1293	5.05	256
9. Joe Cribbs	1978	1205	4.76	253
10. Michael Dyer	2011	1242	5.13	242

### Rushing Yardage

Player	Year	Att	Avg	Yards
1. Tre Mason	2013	317	5.73	1816
2. Bo Jackson	1985	278	6.42	1786
3. Cameron Artis-Payne	2014	303	5.31	1608
4. Rudi Johnson	2000	324	4.84	1567
5. Cam Newton	2010	264	5.62	1473
6. Brent Fullwood	1986	167	8.33	1391
7. Ben Tate	2009	263	5.18	1362
8. James Brooks	1980	261	5.03	1314
9. Carnell Williams	2003	241	5.42	1307
10. Kenny Irons	2005	256	5.05	1293
11. Stephen Davis	1994	221	5.71	1263
12. Michael Dyer	2011	242	5.13	1242
13. Bo Jackson	1983	158	7.68	1213
14. James Brooks	1979	163	7.41	1208
15. James Bostic	1993	199	6.06	1205
Joe Cribbs	1978	253	4.76	1205
17. Carnell Williams	2004	239	4.87	1165
18. Joe Cribbs	1979	200	5.60	1120
19. Michael Dyer	2010	182	6.01	1093
20. Nick Marshall	2013	172	6.21	1068
Stephen Davis	1995	180	5.93	1068
22. Peyton Barber	2015	238	4.27	1017
23. Ronnie Brown	2002	175	5.76	1008
24. Jimmy Sidle	1963	185	5.44	1006
25. Monk Gafford	1942	132	7.61	1004
26. Tre Mason	2012	171	5.86	1002

### Rushing Yardage, Quarterback

Player	Year	Att	Avg	Yards
1. Cam Newton	2010	264	5.58	1473
2. Nick Marshall	2013	172	6.21	1068
3. Jimmy Sidle	1963	185	5.44	1006
4. Nick Marshall	2014	153	5.22	798
5. Travis Tidwell	1946	181	4.27	772
6. Phil Gargis	1974	151	4.55	687
7. Phil Gargis	1975	162	4.06	658
8. Phil Gargis	1976	142	3.75	534
9. Kodi Burns	2008	98	4.19	411
10. Jimmy Sidle	1962	61	6.46	394

### Rushing Yards Per Game

Player	Year	GP	Yards	Yds/Game
1. Bo Jackson	1985	11	1786	162.4
2. Rudi Johnson	2000	12	1567	130.6
3. Tre Mason	2013	14	1816	129.7
4. Brent Fullwood	1986	11	1391	126.5
5. Cameron Artis-Payne	2014	13	1608	123.7
6. Joe Cribbs	1978	10	1205	120.5
7. James Brooks	1980	11	1314	119.5
8. Stephen Davis	1994	11	1263	114.8
9. Bo Jackson	1983	11	1213	110.3
10. James Brooks	1979	11	1208	109.8

## Rushing Touchdowns

Player	Year	Att	Yards	Avg	TD
1. Tre Mason	2013	172	1068	6.21	23
2. Cam Newton	2010	264	1473	5.62	20
3. Bo Jackson	1985	278	1786	6.42	17
Carnell Williams	2003	241	1307	5.42	17
5. Joe Cribbs	1978	253	1205	4.76	16
6. Stephen Davis	1995	180	1068	5.93	14
Joe Cribbs	1979	200	1120	5.60	14
8. Peyton Barber	2015	238	1017	4.27	13
Cameron Artis-Payne	2014	303	1608	5.31	13
Kenny Irons	2005	256	1293	5.05	13
Ronnie Brown	2002	175	1008	5.76	13
Rudi Johnson	2000	324	1567	4.84	13
Stephen Davis	1994	221	1263	5.71	13
14. Nick Marshall	2013	172	1068	6.2	12
Carnell Williams	2004	239	1165	4.87	12
James Bostic	1993	199	1205	6.06	12
Bo Jackson	1983	158	1213	7.68	12
18. Nick Marshall	2014	153	798	5.22	11
Reggie Ware	1986	54	192	3.56	11
Billy Atkins	1957	90	359	3.99	11

## Yards Per Carry (Min. 80 attempts)

Player	Year	Yards	Att	Avg
1. Onterrio McCalebb	2010	810	95	8.53
2. Tommy Lorino	1956	692	82	8.44
3. Brent Fullwood	1986	1391	167	8.33
4. Bo Jackson	1983	1213	158	7.68
5. Monk Gafford	1942	1004	132	7.61
6. Brent Fullwood	1985	684	92	7.43
7. James Brooks	1979	1208	163	7.41
8. Fob James	1955	879	123	7.15
9. Lionel James	1982	779	113	6.89
10. Cameron Artis-Payne	2013	610	91	6.70

## Scoring

### Scoring

Player	Year	TD	FG	PAT	Pts
1. Tre Mason	2013	25	0	0	150
2. Cam Newton	2010	21	0	0	126
3. Wes Byrum	2010	0	17	72	123
4. Daniel Carlson	2014	0	18	57	111
Cody Parkey	2013	0	15	66	111
6. Daniel Carlson	2015	0	23	40	109
7. Carnell Williams	2003	17	0	0	102
Stephen Davis	1995	17	0	0	102
Bo Jackson	1985	17	0	0	102
10. Wes Byrum	2009	0	15	54	99
11. Joe Cribbs	1978	16	0	*1	98
12. John Vaughn	2006	0	20	34	94
Joe Cribbs	1979	15	0	*2	94

\* - two-point conversions

## Most Points Kicking

Player	Year	FG	PAT	Pts
1. Wes Byrum	2010	17	72	123
2. Daniel Carlson	2014	18	57	111
Cody Parkey	2013	15	66	111
4. Daniel Carlson	2015	23	40	109
5. Wes Byrum	2009	15	54	99
6. John Vaughn	2006	20	34	94
7. John Vaughn	2004	12	51	87
8. Wes Byrum	2007	17	35	86
John Vaughn	2005	12	50	86
Scott Etheridge	1992	22	20	86
11. Jaret Holmes	1996	13	43	82
Matt Hawkins	1995	13	42	81
Scott Etheridge	1993	12	45	81

# Single Season Leaders

## Field Goals Made

Player	Year	Pct	FGA	FGM
1. Daniel Carlson	2015	.852	27	23
2. Scott Etheridge	1992	.786	28	22
3. John Vaughn	2006	.833	24	20
4. Daniel Carlson	2014	.750	24	18
5. Wes Byrum	2010	.773	22	17
Wes Byrum	2007	.739	23	17
Jim Von Wyl	1990	.773	22	17
8. Damon Duval	2001	.615	26	16
Win Lyle	1989	.842	19	16
10. Cody Parkey	2013	.714	21	15
Wes Byrum	2009	.938	16	15
Jim Von Wyl	1991	.577	26	15
Win Lyle	1987	.789	19	15
Jorge Portela	1977	.682	22	15

## Field Goals Attempted

Player	Year	FGM	Pct	FGA
1. Scott Etheridge	1992	22	.786	28
2. Daniel Carlson	2015	23	.852	27
3. Jim Von Wyl	1991	15	.577	26
Damon Duval	2001	16	.615	26
5. John Riley	1968	12	.480	25
6. Daniel Carlson	2014	18	.750	24
John Vaughn	2006	20	.833	24
8. Wes Byrum	2007	17	.739	23
Neil O'Donoghue	1975	12	.522	23
10. Wes Byrum	2010	17	.773	22
Jim Von Wyl	1990	17	.773	22
Jorge Portela	1977	15	.682	22

## Field Goal Percentage (Min. 10 made)

Player	Year	FGM	FGA	Pct
1. Wes Byrum	2009	15	16	.938
2. Matt Hawkins	1995	13	15	.867
3. Daniel Carlson	2015	23	27	.852
4. Win Lyle	1989	16	19	.842
5. John Vaughn	2006	20	24	.833
Gardner Jett	1970	10	12	.833
7. Jaret Holmes	1997	14	17	.824
8. John Vaughn	2004	12	15	.800
Scott Etheridge	1993	12	15	.800
10. Win Lyle	1987	15	19	.789
11. Cody Parkey	2012	11	14	.786
Scott Etheridge	1992	22	28	.786

## PATs Made

Player	Year	Pct	Att	Made
1. Wes Byrum	2010	.986	73	72
2. Cody Parkey	2013	.985	67	66
3. Daniel Carlson	2014	1.000	57	57
4. Wes Byrum	2009	1.000	54	54
5. John Vaughn	2004	.981	52	51
6. John Vaughn	2005	1.000	50	50
7. Chris Knapp	1986	1.000	49	49
8. Scott Etheridge	1993	1.000	45	45
9. Jaret Holmes	1996	.956	45	43
10. Matt Hawkins	1995	.933	45	42

## PATs Attempted

Player	Year	Made	Pct	Att
1. Wes Byrum	2010	72	.986	73
2. Cody Parkey	2013	66	.985	67
3. Daniel Carlson	2014	57	1.000	57
4. Wes Byrum	2009	54	1.000	54
5. John Vaughn	2004	51	.981	52
6. John Vaughn	2005	50	1.000	50
7. Chris Knapp	1986	49	1.000	49
8. John Riley	1969	39	.848	46
9. Jaret Holmes	1996	43	.956	45
Matt Hawkins	1995	42	.933	45
Scott Etheridge	1993	45	1.000	45

## PAT Percentage (Min. 25 made)

Player	Year	Made	Att	Pct
1. Daniel Carlson	2014	57	57	1.000
Wes Byrum	2009	54	54	1.000
John Vaughn	2005	50	50	1.000
Chris Knapp	1986	49	49	1.000
Scott Etheridge	1993	45	45	1.000
Damon Duval	2002	40	40	1.000
Daniel Carlson	2015	40	40	1.000
Al Del Greco	1983	36	36	1.000
John Vaughn	2006	34	34	1.000
Damon Duval	2000	34	34	1.000
Win Lyle	1987	32	32	1.000
Damon Duval	2001	28	28	1.000
Cody Parkey	2012	27	27	1.000
John Vaughn	2003	27	27	1.000
Jim Von Wyl	1990	27	27	1.000
Win Lyle	1989	27	27	1.000
Al Del Greco	1980	27	27	1.000
Chris Johnson	1985	25	25	1.000

## Total Offense

### Total Offense

Player	Season	Plays	Rush	Pass	Total
1. Cam Newton	2010	544	1473	2854	4327
2. Nick Marshall	2014	446	798	2532	3330
3. Dameyune Craig	1997	499	0	3277	3277
4. Nick Marshall	2013	411	1068	1976	3044
5. Pat Sullivan	1970	333	270	2586	2856
6. Jason Campbell	2004	328	30	2700	2730
7. Patrick Nix	1995	379	64	2574	2638
8. Dameyune Craig	1996	433	207	2296	2503
9. Chris Todd	2009	372	-116	2612	2496
10. Jason Campbell	2003	366	-1	2267	2266
11. Patrick Nix	1994	340	59	2206	2265
12. Reggie Slack	1988	318	-17	2230	2213

### Touchdowns Responsible For (Scored & Pass For)

Player	Season	Scored	Passed	TD
1. Cam Newton	2010	21	30	51
2. Nick Marshall	2014	11	20	31
3. Nick Marshall	2013	12	14	26
Pat Sullivan	1970	9	17	26
5. Tre Mason	2013	24	0	24
Dameyune Craig	1996	8	16	24
7. Jason Campbell	2004	3	20	23
Pat Sullivan	1969	7	16	23
9. Chris Todd	2009	0	22	22
Dameyune Craig	1997	4	18	22
Pat Sullivan	1971	2	20	22
12. Patrick Nix	1994	6	13	19
13. Patrick Nix	1995	3	15	18

# Team Single Season Records

## Interceptions

- 34 (1969)
- 25 (1968)
- 24 (1970)
- 22 (2014)
- 22 (1996)
- 22 (1994)
- 22 (1987)
- 22 (1986)
- 22 (1972)
- 21 (1960)
- 21 (2002)

## Passing Yardage

- 3282 (1997)
- 3086 (2004)
- 3002 (2010)
- 2984 (2014)
- 2891 (1995)
- 2885 (1970)
- 2589 (2005)
- 2857 (2009)
- 2574 (1996)
- 2499 (2003)

## Passing Yards/Game

- 288.5 (1970)
- 273.5 (1997)
- 262.8 (1995)
- 237.4 (2004)
- 234.0 (1996)
- 229.5 (2014)
- 227.7 (1971)
- 226.6 (1999)
- 223.8 (1990)
- 219.9 (1988)

## Pass Attempts

- 406 (1997)
- 375 (1995)
- 364 (2009)
- 364 (1990)
- 356 (2007)
- 354 (2000)
- 348 (1996)
- 346 (1999)
- 341 (2008)
- 339 (2005)

## Pass Completions

- 233 (1995)
- 218 (2009)
- 217 (1997)
- 211 (2004)
- 208 (2014)
- 208 (2000)
- 204 (2007)
- 202 (1999)
- 202 (2003)
- 197 (1987)

## Pass Completion Pct.

- 68.5 (2004)
- 65.5 (2010)
- 65.4 (1987)
- 62.7 (2014)
- 62.5 (2003)
- 62.1 (1995)
- 60.7 (2013)
- 60.6 (2006)
- 60.4 (1993)
- 60.3 (1988)

## Passing Touchdowns

- 31 (2010)
- 25 (2009)
- 25 (2004)
- 24 (1971)
- 23 (2014)
- 20 (2013)
- 19 (2005)
- 19 (1996)
- 19 (1995)
- 19 (1999)

## Punting Average

- 46.92 (1993)
- 45.79 (1985)
- 45.72 (2006)
- 44.48 (1994)
- 44.46 (2005)
- 44.10 (1986)
- 43.81 (2001)
- 42.64 (1978)
- 42.59 (2000)
- 42.58 (2013)

## Rushing Attempts

- 729 (2013)
- 673 (1984)
- 652 (2010)
- 647 (1974)
- 644 (1978)
- 625 (1981)
- 620 (1985)
- 610 (1980)
- 607 (2014)
- 600 (1983)
- 600 (1977)

## Rushing Yards

- 4596 (2013)
- 3987 (2010)
- 3438 (1985)
- 3321 (2014)
- 3279 (1979)
- 3231 (1983)
- 3087 (1974)
- 3086 (1984)
- 2804 (1978)
- 2756 (2009)

## Rushing Yards/Game

- 328.3 (2013)
- 312.5 (1985)
- 298.1 (1979)
- 293.4 (1983)
- 284.8 (2010)
- 280.6 (1974)
- 257.2 (1984)
- 255.5 (2014)
- 254.9 (1978)
- 249.0 (1982)

## Rushing Touchdowns

- 48 (2013)
- 41 (2010)
- 36 (1985)
- 35 (1995)
- 35 (1986)
- 33 (1984)
- 32 (2014)
- 32 (2003)
- 32 (2002)
- 31 (1979)

## Total Offensive Plays

- 1014 (2013)
- 948 (2010)
- 939 (2014)
- 914 (2009)
- 911 (1984)
- 899 (2007)
- 893 (2015)
- 864 (2003)
- 862 (2002)
- 828 (2011)

## Total Offensive Yards

- 7018 (2013)
- 6989 (2010)
- 6305 (2014)
- 5613 (2009)
- 5469 (2004)
- 5049 (1995)
- 5038 (2002)
- 4923 (1984)
- 4918 (2005)
- 4891 (2003)

## Total Offense/Game

- 501.3 (2013)
- 499.2 (2010)
- 485.0 (2014)
- 485.0 (1970)
- 459.0 (1995)
- 434.3 (1988)
- 431.8 (2009)
- 423.3 (1969)
- 420.7 (2004)
- 420.0 (1993)

## Points Scored

- 577 (2010)
- 553 (2013)
- 461 (2014)
- 433 (2009)
- 424 (1995)
- 420 (2004)
- 388 (2002)
- 386 (2005)
- 379 (1986)
- 366 (1996)

## First Downs

- 344 (2010)
- 334 (2013)
- 314 (2014)
- 271 (2004)
- 266 (2009)
- 257 (2005)
- 257 (2015)
- 256 (1995)
- 248 (2002)
- 248 (1993)

## Passing First Downs

- 135 (1995)
- 132 (2014)
- 129 (1997)
- 126 (2010)
- 124 (2004)
- 122 (2005)
- 118 (2009)
- 111 (1990)
- 110 (1970)
- 109 (1999)

## Rushing First Downs

- 229 (2013)
- 211 (1969)
- 208 (1985)
- 202 (2010)
- 172 (2014)
- 158 (1983)
- 157 (1974)
- 152 (1984)
- 150 (2015)
- 140 (1979)
- 138 (2009)

# Team Scoring Records

## Auburn Scoring Highs

Pts	Opponent (Score)	Site	Date
1. 94	Georgia Tech (0)	Atlanta, GA	11/17/1894
2. 92	Mercer (0)	Auburn	10/14/1916
3. 88	Samford (0)	Auburn	10/2/1920
4. 78	Marion (0)	Selma	10/1/1915
78	Samford (0)	Birmingham	10/15/1910
6. 77	Erskine (0)	Auburn	10/1/1932
77	Washington & Lee (0)	Birmingham	11/13/1920
8. 76	UT-Chattanooga (10)	Auburn	9/9/1995
9. 73	ULM (7)	Auburn	11/1/2003
10. 72	Samford (0)	Birmingham	9/30/1922

## Auburn SEC Scoring Highs

Pts	Opponent (Score)	Site	Date
1. 65	Arkansas (43)	Auburn	10/16/2010
2. 63	Florida (14)	Gainesville, FL	10/31/1970
3. 59	Missouri (42)	Atlanta, GA [SEC]	12/7/2013
4. 56	South Carolina (17)	Atlanta, GA [SEC]	12/4/2010
56	Vanderbilt (6)	Auburn	10/13/1990
56	Mississippi State (0)	Birmingham	11/7/1970
7. 55	Tennessee (23)	Knoxville, TN	11/9/2013
8. 52	Vanderbilt (35)	Auburn	10/13/1979
52	Mississippi State (13)	Auburn	11/8/1969
10. 51	Ole Miss (31)	Oxford, MS	10/30/2010
11. 49	Mississippi State (24)	Auburn	9/12/2009
49	Georgia (56)	Auburn [4 OT]	11/16/1996
49	Mississippi State (15)	Starkville, MS	10/12/1996
49	Kentucky (21)	Lexington, KY	10/8/1983
49	Alabama (26)	Birmingham	11/29/1969

## Opponent Scoring Highs

Pts	Opponent (AU Score)	Site	Date
1. 68	Georgia Tech (7)	Atlanta, GA	11/29/1917
2. 64	North Carolina (0)	Atlanta, GA	11/23/1892
3. 63	Texas A&M (21)	Auburn	10/27/2012
4. 56	Georgia (49)	Auburn [4 OT]	11/16/1996
5. 55	Alabama (44)	Tuscaloosa	11/29/2014
55	Alabama (0)	Birmingham	12/4/1948
7. 54	Vanderbilt (0)	Nashville, TN	11/4/1905
54	Arkansas (46)	Fayetteville, AR	10/24/2015
9. 52	Tulane (0)	New Orleans, LA	11/9/1929
10. 51	Florida (10)	Gainesville, FL	10/19/1996
51	Georgia Tech (0)	Atlanta, GA	11/29/1928

## Opponent SEC Scoring Highs

Pts	Opponent (AU Score)	Site	Date
1. 63	Texas A&M (21)	Auburn	10/27/2012
2. 56	Georgia (49)	Auburn [4 OT]	11/16/1996
3. 55	Alabama (44)	Tuscaloosa	11/29/2014
55	Alabama (0)	Birmingham	12/4/1948
5. 54	Arkansas (46)	Fayetteville, AR	10/24/2015
6. 51	Florida (10)	Gainesville, FL	10/19/1996
7. 49	Alabama (0)	Tuscaloosa	11/24/2012
49	Florida (38)	Auburn	10/14/1995
49	Mississippi State (34)	Auburn	11/8/1952
49	Georgia (13)	Columbus, GA	11/18/1944
11. 48	Florida (7)	Gainesville, FL	11/3/1990
48	Alabama (21)	Birmingham	11/26/1977

## Largest Auburn Winning Margins

Margin	Score	Opponent	Site	Date
1. +94	94-0	Georgia Tech	Atlanta, GA	11/17/1894
2. +92	92-0	Mercer	Auburn	10/14/1916
3. +88	88-0	Samford	Auburn	10/2/1920
4. +78	78-0	Marion	Selma	10/1/1915
+78	78-0	Samford	Birmingham	10/15/1910
6. +77	77-0	Erskine	Auburn	10/1/1932
+77	77-0	Washington & Lee	Birmingham	11/13/1920
8. +72	72-0	Samford	Birmingham	9/30/1922
9. +68	68-0	Florida	Auburn	11/3/1917
10. +66	76-10	UT-Chattanooga	Auburn	9/9/1995
+66	73-7	ULM	Auburn	11/1/2003

## Largest Auburn SEC Winning Margins

Margin	Score	Opponent	Site	Date
1. +56	56-0	Miss. State	Birmingham	11/7/1970
2. +50	56-6	Vanderbilt	Auburn	10/13/1990
3. +49	63-14	Florida	Gainesville, FL	10/31/1970
4. +41	48-7	South Carolina	Auburn	10/1/2005
+41	41-0	Ole Miss	Auburn	10/5/1985
+41	44-3	Kentucky	Auburn	10/4/1969
+41	48-7	Kentucky	Auburn	10/7/1967
8. +40	40-0	Alabama	Birmingham	11/30/1957
9. +39	56-17	South Carolina	Atlanta, GA [SEC]	12/4/2010
+39	52-13	Miss. State	Auburn	11/8/1969

## Largest Auburn Losing Margins

Margin	Score	Opponent	Site	Date
1. -64	0-64	North Carolina	Atlanta, GA	11/23/1892
2. -61	7-68	Georgia Tech	Atlanta, GA	11/29/1917
3. -55	0-55	Alabama	Birmingham	12/4/1948
4. -54	0-54	Vanderbilt	Nashville, TN	11/4/1905
5. -52	0-52	Tulane	New Orleans, LA	11/9/1929
6. -51	0-51	Georgia Tech	Atlanta, GA	11/29/1928
7. -49	0-49	Alabama	Tuscaloosa	11/24/2012
8. -47	0-47	Vanderbilt	Montgomery	10/29/1948
-47	0-47	Sewanee	Montgomery	10/31/1903
10. -42	21-63	Texas A&M	Auburn	10/27/2012
-42	0-42	Tennessee	Auburn	9/27/1980

## Largest Auburn SEC Losing Margins

Margin	Score	Opponent	Site	Date
1. -55	0-55	Alabama	Birmingham	12/4/1948
2. -49	0-49	Alabama	Tuscaloosa	11/24/2012
3. -47	0-47	Vanderbilt	Montgomery	10/29/1948
4. -42	21-63	Texas A&M	Auburn	10/27/2012
-42	0-42	Tennessee	Auburn	9/27/1980
6. -41	10-51	Florida	Gainesville, FL	10/19/1996
-41	7-48	Florida	Gainesville, FL	11/3/1990
-41	0-41	Vanderbilt	Nashville, TN	9/30/1950
9. -40	0-40	Tulane	New Orleans, LA	10/25/1947
10. -38	0-38	Georgia	Auburn	11/10/2012
-38	7-45	Georgia	Athens, GA	11/12/2001
-38	0-38	Alabama	Birmingham	12/1/1962

# Team Scoring Records

## Auburn Quarter/Half Scoring Records

### Most Points — First Quarter

- 28 . . . . . Kansas 1988
- 28 . . . . . Kansas 1987
- 27 . . . . . Chattanooga 2010
- 21 . . . . . 26 times, most recently vs. Florida Atlantic, 2013

### Most Points — Second Quarter

- 35 . . . . . New Mexico State 1993
- 31 . . . . . Georgia Tech 1984
- 28 . . . . . UT-Chattanooga 1995
- 28 . . . . . at Wake Forest 1979
- 28 . . . . . Louisiana Tech 1989
- 28 . . . . . NC State 1979
- 28 . . . . . at Tennessee 2013

### Most Points — Third Quarter

- 23 . . . . . Ole Miss 2009
- 21 . . . . . nine times, most recently vs. New Mexico State, 2012

### Most Points — Fourth Quarter

- 28 . . . . . Arkansas 2010
- 28 . . . . . Florida State 1985
- 25 . . . . . at Georgia Tech 1971
- 21 . . . . . 12 times, most recently vs. Louisiana Tech, 2014

### Most Points — First Half

- 49 . . . . . UT-Chattanooga 1995
- 48 . . . . . Chattanooga 2010
- 45 . . . . . Louisiana-Monroe 2003
- 42 . . . . . Furman 2009
- 42 . . . . . Kansas 1988
- 42 . . . . . Fresno State 1996
- 42 . . . . . Vanderbilt 1990
- 42 . . . . . Western Carolina 2013

### Most Points — Second Half

- 42 . . . . . Florida State 1985
- 38 . . . . . Arkansas 2010
- 35 . . . . . New Mexico State 2012
- 35 . . . . . vs. Alabama 1969
- 31 . . . . . Richmond 1980
- 31 . . . . . Florida State 1974
- 31 . . . . . at Georgia Tech 1971
- 31 . . . . . vs. Missouri (SEC Champ) 2013

### Most Points — Through Three Quarters

- 69 . . . . . UT-Chattanooga 1995
- 66 . . . . . Louisiana-Monroe 2003
- 56 . . . . . Chattanooga 2010
- 56 . . . . . Fresno State 1996
- 56 . . . . . at Florida 1970
- 56 . . . . . Vanderbilt 1990
- 56 . . . . . Western Carolina 2013

## Opponent Quarter/Half Scoring Records

### Most Points — First Quarter

- 21 . . . . . at Mississippi State 2014
- 21 . . . . . Texas A&M 2012
- 21 . . . . . at Alabama 2010
- 21 . . . . . Georgia 2010
- 21 . . . . . West Virginia 2009
- 21 . . . . . Arizona 1977
- 21 . . . . . at LSU 2003
- 19 . . . . . LSU 1998
- 19 . . . . . vs. Oklahoma (Sugar) 1971

### Most Points — Second Quarter

- 28 . . . . . at Alabama 2012
- 28 . . . . . vs. Missouri (Sun) 1973
- 27 . . . . . at Florida 1990
- 23 . . . . . Georgia 2006
- 21 . . . . . 11 times, most recently Texas A&M, 2014

### Most Points — Third Quarter

- 27 . . . . . vs. Penn State (Outback) 1995
- 24 . . . . . at Mississippi St. 1998
- 21 . . . . . at LSU 2011
- 21 . . . . . vs. Alabama 1976
- 17 . . . . . Southern Miss 1993

### Most Points — Fourth Quarter

- 23 . . . . . Idaho 1999
- 22 . . . . . vs. Army (Independence) 1996
- 21 . . . . . nine times, most recently at Alabama, 2014

### Most Points — First Half

- 42 . . . . . Texas A&M 2012
- 42 . . . . . at Alabama 2012
- 35 . . . . . Texas A&M 2014
- 35 . . . . . at Georgia 2011
- 35 . . . . . Florida 1995
- 35 . . . . . at Florida 2000
- 34 . . . . . at Florida 1990
- 31 . . . . . Oklahoma (Sugar) 1971

### Most Points — Second Half

- 34 . . . . . at Alabama 2014
- 34 . . . . . Georgia Tech 1984
- 34 . . . . . vs. Alabama 1977
- 31 . . . . . at Mississippi St. 1998
- 30 . . . . . at Florida 1996
- 28 . . . . . v. Northwestern (Outback) 2009
- 28 . . . . . Furman 2009
- 28 . . . . . Louisiana Tech 2001
- 28 . . . . . Duke 1980
- 28 . . . . . Georgia 2013

### Most Points — Through Three Quarters

- 56 . . . . . Texas A&M 2012
- 49 . . . . . at Alabama 2012
- 43 . . . . . vs. Penn State (Outback) 1995
- 42 . . . . . Missouri (SEC Champ) 2013
- 42 . . . . . at LSU 2011
- 42 . . . . . Florida 1995
- 41 . . . . . at Florida 1990
- 38 . . . . . at LSU 2015
- 38 . . . . . Texas A&M 2014
- 38 . . . . . Georgia 2012
- 38 . . . . . at LSU 2011

# Single Game Records

## Total Offense

	Yds	Player	Ru-Pa	Opponent	Date
1.	505	Nick Marshall	49-456	at Alabama	11/29/2014
2.	445	Dameyune Craig	75-370	Army (Independence)	12/31/1996
3.	431	Jason Campbell	57-374	Tennessee (SEC Champ)	12/4/2004
4.	422	Patrick Nix	35-387	Arkansas [Little Rock, AR]	10/28/1995
5.	417	Dameyune Craig	57-360	Central Florida	9/27/1997
6.	408	Cam Newton	73-335	South Carolina (SEC Champ)	12/4/2010
	408	Cam Newton	198-210	at Kentucky	10/9/2010
8.	405	Dameyune Craig	50-355	Louisiana Tech	10/11/1997
9.	386	Pat Sullivan	35-351	Ole Miss (Gator)	1/2/1971
10.	384	Daniel Cobb	3-381	Louisiana Tech	10/20/2001
	384	Ben Leard	(-32)-416	at Georgia	11/13/1999
	384	Pat Sullivan	18-366	at Florida	10/31/1970

## Pass Attempts

	Att	Player	Cmp-Yds	Opponent	Date
1.	58	Stan White	30-338	Tennessee	9/29/1990
2.	54	Dameyune Craig	20-270	Mississippi State	11/1/1997
3.	52	Patrick Nix	34-387	Arkansas [Little Rock, AR]	10/28/1995
4.	51	Patrick Nix	28-319	at Florida	10/15/1994
5.	48	Daniel Cobb	28-381	Louisiana Tech	10/20/2001
6.	46	Jeff Burger	30-265	at Georgia Tech	10/17/1987
7.	45	Gabe Gross	20-245	Georgia	11/14/1998
	45	Dameyune Craig	23-342	at LSU	9/20/1997
	45	Pat Sullivan	20-250	Oklahoma [Sugar]	1/1/1971
10.	44	Brandon Cox	22-342	Georgia Tech	9/3/2005
	44	Dameyune Craig	15-259	Clemson [Peach]	1/2/1998
	44	Pat Sullivan	24-320	at Georgia	11/13/1970

## Pass Completions

	No	Player	Att-Yds	Opponent	Date
1.	34	Patrick Nix	52-387	Arkansas [Little Rock, AR]	10/28/1995
2.	31	Stan White	43-351	Indiana [Peach]	12/29/1990
3.	30	Stan White	58-338	Tennessee	9/29/1990
	30	Jeff Burger	46-265	at Georgia Tech	10/17/1987
5.	28	Ben Leard	37-397	Michigan [Citrus]	1/1/2001
	28	Dameyune Craig	41-394	at Mississippi State	10/12/1996
	28	Daniel Cobb	48-381	Louisiana Tech	10/20/2001
	28	Patrick Nix	39-372	Ole Miss	9/2/1995
	28	Patrick Nix	51-319	at Florida	10/15/1994
10.	27	Nick Marshall	43-456	at Alabama	11/29/2014
	27	Kodi Burns	43-319	at Ole Miss	11/1/2008
	27	Jason Campbell	35-374	Tennessee [SEC]	12/4/2004
	27	Dameyune Craig	40-360	Central Florida	9/27/1997
	27	Pat Sullivan	43-351	Ole Miss [Gator]	1/2/1971

## Passing Yards

	Yards	Player	Cmp-Att	Opponent	Date
1.	456	Nick Marshall	27-43	at Alabama	11/29/2014
2.	416	Ben Leard	24-32	at Georgia	11/13/1999
3.	394	Ben Leard	28-37	vs. Michigan/Citrus Bowl	1/1/2001
	394	Dameyune Craig	28-41	at Mississippi St.	10/12/1996
5.	387	Patrick Nix	34-52	at Arkansas	10/28/1995
6.	381	Daniel Cobb	28-48	Louisiana Tech	10/20/2001
7.	374	Jason Campbell	27-35	vs. Tennessee/SEC Champ.	12/4/2004
8.	372	Patrick Nix	28-39	Ole Miss	9/2/1995
9.	370	Dameyune Craig	24-42	vs. Army/Ind. Bowl	12/31/1996
10.	366	Pat Sullivan	21-27	at Florida	10/31/1970
11.	360	Dameyune Craig	27-40	Central Florida	9/27/1997

## Receiving Yards

	Yds	Player	Rec-TD	Opponent	Date
1.	263	Alexander Wright	5-4	Pacific	9/9/1989
2.	249	Ronney Daniels	9-2	at Georgia	11/13/1999
3.	222	Willie Gosha	17-0	Arkansas (Little Rock, AR)	10/28/1995
4.	217	Darvin Adams	7-2	South Carolina (SEC Champ)	12/4/2010
5.	206	Sammie Coates	5-2	at Alabama	11/29/2014
6.	194	Terry Beasley	9-1	Kentucky	10/2/1971
7.	176	Terry Beasley	7-3	at Florida	10/31/1970
8.	175	Frank Sanders	6-2	at Miss. State	10/8/1994
9.	173	Frank Sanders	6-2	East Carolina	11/5/1994
10.	161	Robert Baker	5-2	at Ole Miss	9/14/1996
11.	160	Freddy Weygand	5-2	Georgia Tech	10/20/1984

## Pass Receptions

	No	Player	Yds-TD	Opponent	Date
1.	17	Willie Gosha	222-0	Arkansas (Little Rock)	10/28/1995
2.	12	Darvin Adams	142-0	Northwestern [Outback]	1/1/2010
3.	11	Terry Beasley	100-1	Southern Miss	10/9/1971
4.	10	Ricardo Louis	76-0	Jacksonville State	9/12/2015
	10	Emory Blake	118-1	Arkansas	10/6/2012
	10	Ronney Daniels	143-0	Central Florida	11/6/1999
	10	Willie Gosha	132-1	Army [Shreveport, LA]	12/31/1996
	10	Tyrone Goodson	145-2	at Mississippi State	10/12/1996
	10	Thomas Bailey	117-1	at Florida	10/15/1994
9.	9	D'haquille Williams	154-1	Arkansas	8/30/2014
	9	Rodgeriqu Smith	102-0	at Florida	9/27/2007
	9	Courtney Taylor	103-0	at Mississippi State	9/9/2006
	9	MarKeith Cooper	49-0	Ole Miss	9/25/1999
	9	Ronney Daniels	246-2	at Georgia	11/13/1999
	9	Karsten Bailey	114-1	Georgia	11/14/1998
	9	Clifton Robinson	130-0	LSU	9/19/1998
	9	Lawyer Tillman	150-2	Georgia	11/15/1986
	9	Terry Beasley	194-1	Kentucky	10/2/1971
	9	Terry Beasley	131-0	Alabama (B'Ham)	11/28/1970

## Rushing Attempts

	No	Player	Yds	Opponent	Date
1.	46	Tre Mason	304	Missouri (SEC Champ)	12/7/2013
2.	41	Michael Dyer	141	at South Carolina	10/1/2011
	41	Carnell Williams	167	at Georgia	11/10/2001
4.	40	Carnell Williams	202	Syracuse	9/28/2002
5.	38	Stacy Danley	172	Georgia	11/12/1988
	38	Bo Jackson	240	Ole Miss	10/5/1985
7.	37	Peyton Barber	120	at Arkansas	10/24/2015
	37	Kenny Irons	179	at Georgia	11/12/2005
	37	Ronnie Brown	184	Penn State (Orlando)	1/1/2003
	37	Rudi Johnson	130	at Alabama	11/18/2000
10.	36	Carnell Williams	185	Tennessee	10/4/2003
	36	Joe Cribbs	159	at Miss. State	11/11/1978
	36	Rudi Johnson	139	LSU	9/16/2000
13.	35	Carnell Williams	150	at Arkansas	10/11/2003
	35	James Joseph	172	Mississippi State	10/28/1989
	35	James Brooks	210	at LSU	10/11/1980

## Rushing Yards by a QB

	Yds	Player	Att-TD	Opponent	Date
1.	222	Travis Tidwell	18-0	Furman	10/5/1946
2.	217	Cam Newton	28-2	LSU	10/23/2010
3.	214	Nick Marshall	14-2	at Tennessee	11/9/2013
	214	Bobby Hunt	16-0	Mississippi State	11/7/1959
5.	198	Cam Newton	28-4	at Kentucky	10/9/2010
6.	188	Cam Newton	25-3	Arkansas	10/6/2010
7.	176	Cam Newton	25-3	South Carolina	9/25/2010
8.	171	Cam Newton	15-2	Arkansas State	9/4/2010
9.	160	Phil Gargis	24-1	Georgia	11/16/1974
10.	158	Kodi Burns	13-2	UT-Martin	11/8/2008

# Single Game Records

## Rushing Yards

Yds	Player	Att-TD	Opponent	Date
1. 307	Curtis Kuykendall	33-4	at Miami	11/24/1944
2. 304	Tre Mason	46-4	Missouri [SEC Champ]	12/7/2013
3. 290	Bo Jackson	23-4	SW Louisiana	9/7/1985
4. 256	Bo Jackson	20-2	Alabama [B'Ham]	12/3/1983
5. 250	Joe Cribbs	34-2	Georgia	11/18/1978
6. 249	Rudi Johnson	33-4	Louisiana Tech	10/21/2000
7. 246	Stephen Davis	27-3	Arkansas	10/29/1994
8. 242	Bo Jackson	32-1	at Georgia Tech	10/19/1985
9. 240	Bo Jackson	38-2	Ole Miss	10/5/1985
10. 226	James Brooks	30-3	at Kansas State	9/16/1978
11. 224	Ronnie Brown	33-3	at Ole Miss	11/2/2002
12. 222	Travis Tidwell	18-1	Furman	10/5/1946
13. 221	Cameron Artis-Payne	30-2	Texas A&M	11/8/2014
14. 219	Tommie Agee	24-2	Maryland	11/5/1983
219	Joe Cribbs	14-3	Vanderbilt	10/13/1979
16. 218	Kenny Irons	27-1	at LSU	10/22/2005
17. 217	Cam Newton	28-2	LSU	10/23/2010
18. 214	Nick Marshall	14-2	at Tennessee	11/9/2013
214	Bobby Hunt	16-0	Miss. State [B'Ham]	11/7/1959
20. 211	James Bostic	32-2	Arkansas	10/31/1992
21. 210	James Brooks	30-1	at LSU	10/11/1980
22. 207	Brent Fullwood	18-1	Tennessee	9/27/1986
23. 205	Bo Jackson	30-2	Southern Miss	9/14/1985
24. 204	Carnell Williams	26-2	Alabama	11/22/2003
204	James Brooks	30-2	Richmond	10/4/1980
26. 202	Carnell Williams	40-2	Syracuse	9/28/2002
27. 200	James Brooks	13-2	at Georgia	11/17/1979
28. 198	Cam Newton	28-4	at Kentucky	10/9/2010
29. 196	Bo Jackson	16-2	Florida	10/29/1983
30. 195	Tre Mason	34-1	Florida State [BCS]	1/6/2014

## Total Tackles

No	Player	U-A	Opponent	Date
1. 26	Kurt Crain	19-7	Georgia	11/15/1986
2. 24	Freddie Smith	9-15	Tennessee [B'Ham]	9/25/1976
3. 23	Mike Pelton	13-10	at Vanderbilt	10/12/1991
23	Quentin Riggins	10-13	Florida	11/4/1989
23	Chris Martin	17-6	Alabama [B'Ham]	11/29/1980
23	Freddie Smith	11-12	Mississippi State	11/5/1977
7. 22	Darrel Crawford	14-8	Alabama	12/2/1989
22	Freddie Smith	17-5	Mississippi State	11/10/1979
22	Freddie Smith	14-8	Arizona	9/10/1977
22	Freddie Smith	17-5	Baylor	9/18/1976

## Solo Tackles

No	Player	Tackles	Opponent	Date
1. 19	Kurt Crain	26	Georgia	11/15/1986
2. 17	Chris Martin	23	Alabama [B'Ham]	11/29/1980
17	Freddie Smith	22	Mississippi State	11/10/1979
17	Bob Harris	17	at Mississippi State	11/11/1978
17	Freddie Smith	22	Baylor	9/18/1976

## Assisted Tackles

No	Player	Tackles	Opponent	Date
1. 15	Freddie Smith	24	Tennessee [B'Ham]	9/25/1976
2. 14	Bennie Pierce	19	Alabama [B'Ham]	11/30/1991
3. 13	Bennie Pierce	21	Southern Miss	10/5/1991
13	Quentin Riggins	23	Florida	11/4/1989
13	Kurt Crain	18	Florida State	11/7/1987
6. 12	Demetruce McNeal	18	at Mississippi State	9/8/2012
12	James Willis	18	Georgia	11/17/1990
12	Darrel Crawford	19	at Tennessee	9/30/1989
12	Freddie Smith	23	Mississippi State	11/5/1977
12	Freddie Smith	NA	Ole Miss	10/1/1977

## Quarterback Sacks

No	Player	Opponent	Date
1. 4.0	Quentin Groves	Kentucky	10/23/2004
4.0	Tim Cromartie	Southern Miss	9/26/1992
4.0	Ron Stallworth	Alabama [B'Ham]	11/25/1988
2. 3.5	Stanley McClover	Alabama	11/19/2005
3. 3.0	Quentin Groves	Florida	10/14/2006
3.0	Reggie Torbor	Ole Miss	11/8/2003
3.0	Mark Smith	at Arkansas [LR]	10/28/1995
3.0	Terry Solomon	Western Michigan	10/21/1995
3.0	Willie Whitehead	at Mississippi State	10/10/1992
3.0	Craig Ogletree	Ohio State [Hall of Fame]	1/1/1990
3.0	Craig Ogletree	Mississippi State	10/28/1989
3.0	Ron Stallworth	Syracuse [Sugar]	1/1/1988
3.0	Aundray Bruce	at Georgia Tech	10/17/1987
3.0	Aundray Bruce	Southern Cal [Citrus]	1/1/1987

## Team Rushing Yards

Yds	Opponent	Site	Date	Additional Stats
1. 565	Louisiana-Lafayette	Auburn	9/7/1985	58 carries, 5 TD
2. 545	Missouri [SEC]	Atlanta, GA	12/7/2013	74 carries, 7 TD
3. 526	Furman	Auburn	10/5/1946	4 TD
4. 511	Western Carolina	Auburn	10/12/2013	43 carries, 5 TD
5. 455	Cincinnati	Auburn	11/10/1984	54 carries, 7 TD
6. 450	Maryland	Auburn	11/5/1983	61 carries, 3 TD
7. 444	Tennessee	Knoxville, TN	11/9/2013	53 carries, 5 TD
8. 440	LSU	Auburn	10/23/2010	52 carries, 3 TD
9. 439	Ole Miss	Auburn	10/5/1985	82 carries, 5 TD
10. 438	Richmond	Auburn	11/10/1980	63 carries, 6 TD
438	Vanderbilt	Auburn	10/13/1979	45 carries, 6 TD
438	Georgia	Auburn	11/18/1978	63 carries, 3 TD
13. 435	Wake Forest	Auburn	9/11/1982	57 carries, 4 TD

# Single Game Records

## Team Total Offense (All Games)

Yds	Opponent	Date	Additional Stats
1. 712	Western Carolina	10/12/2013	511 rush/201 pass (65 plays)
2. 695	Louisiana-Lafayette	9/7/1985	565 rush/130 pass (76 plays)
3. 680	Kansas	9/17/1988	309 rush/371 pass (66 plays)
4. 677	Missouri (SEC Champ)	12/7/2013	545 rush/132 pass (85 plays)
5. 664	Mississippi State (B'Ham)	11/7/1970	392 rush/272 pass (52 plays)
6. 655	Furman	11/7/2009	282 rush/373 pass (69 plays)
7. 652	Mississippi State	10/7/1995	332 rush/320 pass (87 plays)
8. 630	at Alabama	11/29/2014	174 rush/456 pass (90 plays)
9. 628	Florida Atlantic	10/26/2013	422 rush/206 pass (77 plays)
628	Chattanooga	11/6/2010	303 rush/325 pass (54 plays)

## Team Total Offense (SEC Games)

Yds	Opponent	Date	Additional Stats
1. 677	Missouri (SEC Champ)	12/7/2013	545 rush/132 pass (85 plays)
2. 664	Mississippi State [B'Ham]	11/7/1970	392 rush/272 pass (52 plays)
3. 652	Mississippi State	10/7/1995	332 rush/320 pass (87 plays)
4. 630	at Alabama	11/29/2014	174 rush/456 pass (90 plays)
5. 615	at Texas A&M	10/19/2013	379 rush/236 pass (85 plays)
6. 606	Ole Miss	10/5/1985	438 rush/168 pass (101 plays)
7. 595	Arkansas	8/30/2014	302 rush/293 pass (70 plays)
8. 589	South Carolina (SEC Champ)	12/4/2010	238 rush/351 pass (71 plays)
589	Mississippi State	9/12/2009	390 rush/199 pass (83 plays)
589	Kentucky	11/5/2005	388 rush/201 pass (70 plays)
11. 584	at Kentucky	9/30/1995	285 rush/299 pass (75 plays)
12. 582	Texas A&M	11/8/2014	363 rush/219 pass (80 plays)
13. 572	at Ole Miss	10/30/2010	343 rush/229 pass (71 plays)
14. 566	LSU	10/4/2014	298 rush/268 pass (74 plays)
566	Georgia	11/16/2013	323 rush/243 pass (84 plays)
566	at Florida	10/31/1970	144 rush/422 pass (72 plays)

## Team Passing Yards

Yds	Opponent	Site	Date	Additional Stats
1. 456	Alabama	Tuscaloosa	11/29/2014	27-43, 3 TD
2. 442	Florida	Gainesville, FL	10/31/1970	24-34, 4 TD
3. 429	Mississippi State	Starkville, MS	10/12/1996	29-42, 5 TD
4. 416	Georgia	Athens, GA	11/13/1999	24-32, 4 TD
5. 394	Michigan	Orlando, FL	1/1/2001	28-37, 3 TD
6. 387	Arkansas	Little Rock, AR	10/28/1995	34-52, 2 TD
7. 381	Louisiana Tech	Auburn	10/20/2001	28-48, 5 TD
8. 374	Tennessee [SEC]	Atlanta, GA	12/04/2004	27-36, 3 TD
9. 373	Furman	Auburn	11/7/2009	27-30, 4 TD
373	Ole Miss	Auburn	9/2/1995	29-41, 2 TD
11. 371	Kansas	Auburn	9/17/1988	19-27, 4 TD
12. 370	Army [Indy]	Shreveport, LA	12/31/1996	24-42, 2 TD
13. 360	Louisiana Tech	Auburn	10/11/1997	21-34, 4 TD
360	Central Florida	Auburn	9/27/1997	27-40, 2 TD
15. 359	The Citadel	Auburn	9/25/2004	22-32, 0 TD
16. 352	Pacific	Auburn	9/9/1989	16-25, 5 TD
17. 351	South Carolina [SEC]	Atlanta, GA	12/4/2010	18-29, 4 TD
351	Indiana [Peach]	Atlanta, GA	12/29/1990	31-48, 3 TD
351	Ole Miss [Gator]	Jacksonville, FL	1/2/1971	27-43, 2 TD



# Freshman Records, Season

## Passing

### Passing Yardage

Player	Year	Att	Comp	Pct	Yards
1. Stan White.....	1990	338	180	.533	2242
2. Gabe Gross.....	1998	197	88	.447	1222
3. Sean White.....	2015	143	83	.580	1166
4. Jason Campbell.....	2001	142	89	.627	1117
5. Jeff Klein.....	1999	169	85	.503	1038
6. Jonathan Wallace.....	2012	80	46	.575	720
7. Jeremy Johnson.....	2013	41	29	.707	422
8. Brandon Cox.....	2004	34	22	.647	257
9. Blake Field.....	2005	31	21	.677	237
10. Reggie Slack.....	1986	25	13	.520	191

### Pass Attempts

Player	Year	Yards	Pct	Comp	Att
1. Stan White.....	1990	2242	.533	180	338
2. Gabe Gross.....	1998	1222	.447	88	197
3. Jeff Klein.....	1999	1038	.503	85	169
4. Sean White.....	2015	1166	.580	83	143
5. Jason Campbell.....	2001	1117	.627	89	142
6. Jonathan Wallace.....	2012	720	.575	46	80
7. Jeremy Johnson.....	2013	422	.707	29	41
8. Ken Hobby.....	1981	163	.343	12	35
9. Brandon Cox.....	2004	257	.647	22	34
10. Blake Field.....	2005	237	.677	21	31

### Pass Completions

Player	Year	Att	Yards	Comp
1. Stan White.....	1990	338	2242	180
2. Jason Campbell.....	2001	142	1117	89
3. Gabe Gross.....	1998	197	1222	88
4. Jeff Klein.....	1999	169	1038	85
5. Sean White.....	2015	143	1166	83
6. Jonathan Wallace.....	2012	80	720	46
7. Jeremy Johnson.....	2013	41	422	29
8. Brandon Cox.....	2004	34	257	22
9. Blake Field.....	2005	31	237	21
10. Dameyune Craig.....	1994	29	185	14

### Completion Percentage (Min. 50 Attempts)

Player	Year	Att	Comp	Pct
1. Jason Campbell.....	2001	142	89	.627
2. Sean White.....	2015	143	83	.580
3. Jonathan Wallace.....	2012	80	46	.575
4. Stan White.....	1990	338	180	.533
5. Jeff Klein.....	1999	169	85	.503
6. Gabe Gross.....	1998	197	88	.447

### Touchdown Passes

Player	Year	Att	Comp	Yards	TD
1. Stan White.....	1990	338	180	2242	14
2. Gabe Gross.....	1998	197	88	1222	7
3. Jeff Klein.....	1999	169	85	1038	6
Jeremy Johnson.....	2013	39	27	393	6
5. Jonathan Wallace.....	2012	80	46	720	4
Brandon Cox.....	2004	34	22	257	4
Jason Campbell.....	2001	142	89	1117	4
8. Blake Field.....	2005	31	21	237	3
7. Kodi Burns.....	2007	26	10	145	2
10. Dameyune Craig.....	1994	29	14	185	1
Patrick Nix.....	1992	11	6	46	1
Jeff Burger.....	1984	13	8	95	1
Sean White.....	2015	143	83	1166	1

### Passing Efficiency (Min. 50 Attempts)

Player	Year	Comp	Att	Pct	Yards	TD	Int	Rating
1. Jonathan Wallace... ..	2012	46	80	.575	720	4	4	139.60
2. Jason Campbell... ..	2001	89	142	.627	1117	4	4	132.41
3. Sean White... ..	2015	83	143	.580	1166	1	4	123.25
3. Stan White... ..	1990	180	338	.533	2242	14	14	114.36
4. Jeff Klein... ..	1999	85	169	.503	1038	6	9	102.95
5. Gabe Gross... ..	1998	88	197	.447	1222	7	12	49.42

## Receiving

### Receiving Yardage

Player	Year	Rec	Avg	Yards
1. Ronney Daniels.....	1999	56	19.1	1068
2. Freddy Weygand.....	1984	32	24.9	796
3. Dennis Wright.....	1989	30	23.8	714
4. Courtney Taylor.....	2003	34	11.1	379
5. Robert Baker.....	1995	28	13.2	370
6. Devin Aromashodu.....	2002	18	16.9	304
7. Shayne Wasden.....	1988	16	16.9	271
8. Deandre Green.....	2000	23	10.4	240
9. Ben Obomanu.....	2002	17	13.2	224
10. Marcus Davis.....	2013	23	9.4	217
11. Joe Frazier.....	1991	16	12.9	207
12. Clifton Robinson.....	1997	15	13.4	201
13. Anthony Mix.....	2002	13	14.9	193
14. Mario Fannin.....	2007	18	9.8	176
15. Travaris Robinson.....	1999	18	9.7	174
16. Robert Johnson.....	2000	12	14.0	168
17. Trovon Reed.....	2011	21	7.8	164
18. Lorenzo Diamond.....	1999	13	12.2	159
19. Markeith Cooper.....	1996	13	12.0	156
20. Errick Lowe.....	1995	12	12.8	153

### Receptions

Player	Year	Yards	Avg	Rec
1. Ronney Daniels.....	1999	1068	19.1	56
2. Courtney Taylor.....	2003	379	11.1	34
3. Freddy Weygand.....	1984	796	24.9	32
4. Dennis Wright.....	1989	714	23.8	30
5. Robert Baker.....	1995	370	13.2	28
6. Marcus Davis.....	2013	217	9.4	23
Deandre Green.....	2000	240	10.4	23
7. Trovon Reed.....	2011	164	7.8	21
8. Mario Fannin.....	2007	176	9.8	18
Devin Aromashodu.....	2002	304	16.9	18
Travaris Robinson.....	1999	174	9.7	18
11. Quan Bray.....	2011	93	5.5	17
Ben Obomanu.....	2002	224	13.2	17
13. Rusty Williams.....	1996	123	7.7	16
Joe Frazier.....	1991	207	12.9	16
Shayne Wasden.....	1988	271	16.9	16
Stacy Danley.....	1987	98	6.1	16
17. Clifton Robinson.....	1997	201	13.4	15
18. Gabe McKenzie.....	2006	137	10.5	13
Anthony Mix.....	2002	193	14.9	13
Carnell Williams.....	2001	140	10.8	13
Lorenzo Diamond.....	1999	159	12.2	13

# Freshman Records, Season

## Receiving Touchdowns

Player	Year	Rec	Yards	Avg	TD
1. Ronney Daniels	1999	56	1068	19.1	9
2. Dennis Wright	1989	30	714	23.8	6
3. Ben Obomanu	2002	17	224	13.2	3
Robert Johnson	2000	12	168	14.0	3
Robert Baker	1995	28	370	13.2	3
Freddy Weygand	1984	32	796	24.9	3
8. Sammie Coates	2012	6	114	19.0	2
Mario Fannin	2007	18	176	9.8	2
Tommy Trott	2006	10	94	9.4	2
Cooper Wallace	2002	8	123	15.4	2
Deandre Green	2000	23	271	10.4	2
Markeith Cooper	1996	13	156	12.0	2

13. Mario Fannin	2007	448	5.3	84
Ronnie Brown	2001	330	3.9	84
15. Rusty Williams	1996	439	5.5	80
16. Tre Smith	2002	454	5.8	79
17. Kiehl Frazier	2011	327	4.3	76
18. Markeith Cooper	1996	351	5.5	64
Secdrick McIntyre	1973	315	4.9	64
20. Demontray Carter	1997	233	4.2	56
21. Kodi Burns	2007	203	3.8	54
Ben Tate	2006	392	7.3	54
23. Kerryon Johnson	2015	208	4.0	52
Brad Lester	2005	339	6.5	52
25. Jonathan Wallace	2012	152	3.0	51
26. Roc Thomas	2014	214	5.0	43
27. Tim Jessie	1982	207	5.2	40
28. Carl Stewart	2004	184	4.7	39

## Rushing

### Rushing Yardage

Player	Year	Att	Avg	Yards
1. Michael Dyer*	2010	182	6.0	1,093
2. Bo Jackson*	1982	127	6.5	829
3. Travis Tidwell	1946	181	4.3	772
4. Joe Frazier	1991	140	4.7	651
5. Carnell Williams*	2001	120	5.1	614
6. Tommy Agee	1983	115	5.3	604
7. Onterio McCalebb*	2009	99	5.5	547
8. Michael Burks	1998	152	3.2	483
9. Chester O'Neal*	1981	107	4.5	480
10. Stacy Danley	1987	94	5.0	468
11. James Brooks	1977	107	4.4	467
12. Tre Smith*	2002	79	5.8	454
13. Mario Fannin	2007	84	5.3	448
14. Rusty Williams*	1996	80	5.5	439
15. Ben Tate*	2006	54	7.3	392
16. Darrell Williams	1989	85	4.4	371
17. Markeith Cooper*	1996	64	5.5	351
18. Brad Lester	2005	52	6.5	339
19. Ronnie Brown	2001	84	3.9	330
20. Kiehl Frazier*	2011	76	4.3	327
21. Secdrick McIntyre*	1973	64	4.9	315
22. James Joseph	1986	52	5.1	265
23. Demontray Carter*	1997	56	4.2	233
24. Roc Thomas*	2014	43	5.0	214
25. Tristan Davis	2005	11	19.0	209
26. Kerryon Johnson*	2015	52	4.0	208
27. Tim Jessie*	1982	40	5.2	207
28. Kodi Burns*	2007	54	3.8	203
29. Carl Stewart	2004	39	4.7	184

\* True Freshmen

### Rushing Attempts

Player	Year	Yards	Avg	Att
1. Michael Dyer	2010	1,093	6.0	182
2. Travis Tidwell	1946	772	4.3	181
3. Michael Burks	1998	483	3.2	152
4. Joe Frazier	1991	651	4.7	140
5. Bo Jackson	1982	829	6.5	127
6. Carnell Williams	2001	614	5.1	120
7. Tommy Agee	1983	604	5.3	115
8. Chester O'Neal	1981	480	4.5	107
James Brooks	1977	467	4.4	107
10. Onterio McCalebb	2009	547	5.5	99
Stacy Danley	1987	468	5.0	94
12. Darrell Williams	1989	371	4.4	85

### Rushing Touchdowns

Player	Year	Att	Yards	Avg	TD
1. Bo Jackson	1982	127	829	6.5	9
2. Carnell Williams	2001	120	614	5.1	6
3. Michael Dyer	2010	182	1,093	6.0	5
Mario Fannin	2007	84	448	7.3	5
Brad Lester	2005	52	339	6.5	5
Darrell Williams	1989	85	371	4.4	5
Chester O'Neal	1981	107	480	4.5	5
8. Onterio McCalebb	2009	99	547	5.5	4
Rusty Williams	1996	80	439	5.5	4
Joe Frazier	1991	140	651	4.7	4
Tommy Agee	1983	115	604	5.3	4
Secdrick McIntyre	1973	64	315	4.9	4
13. Kerryon Johnson	2015	52	208	4.0	3
Kiehl Frazier	2011	76	327	4.3	3
Kodi Burns	2007	54	203	3.8	3
Ben Tate	2006	54	392	7.3	3
Tre Smith	2002	79	454	5.8	3
Markeith Cooper	1996	64	351	5.5	3
James Joseph	1986	52	265	5.1	3

### Yards Per Carry (Min. 80 attempts)

Player	Year	Yards	Att	Avg
1. Bo Jackson	1982	829	127	6.53
2. Michael Dyer	2010	1,093	182	6.01
3. Onterio McCalebb	2009	547	99	5.53
4. Rusty Williams	1996	439	80	5.49
5. Mario Fannin	2007	448	84	5.33
6. Tommy Agee	1983	604	115	5.25
7. Carnell Williams	2001	614	120	5.12
8. Stacy Danley	1987	468	94	4.98
9. Joe Frazier	1991	651	140	4.65
10. Chester O'Neal	1981	480	107	4.49
11. James Brooks	1977	467	107	4.364
12. Darrell Williams	1989	371	85	4.365
13. Travis Tidwell	1946	772	181	4.27
14. Ronnie Brown	2001	330	84	3.93
15. Michael Burks	1998	483	152	3.18

# Freshman Records, Game

## Passing

### Passing Yards

Yds	Player	Cmp-Att	Opponent	Date
1. 351	Stan White	31-48	Indiana [Peach Bowl]	12/29/1990
2. 338	Stan White	30-58	Tennessee	9/29/1990
3. 324	Stan White	21-35	Cal. St. Fullerton	9/8/1990
4. 272	Stan White	24-37	Louisiana Tech	10/6/1990
5. 270	Jeff Klein	19-31	Central Florida	11/6/1999
6. 258	Sean White	12-28	Ole Miss	10/31/2015
7. 255	Sean White	17-27	at Kentucky	10/15/2015
8. 254	Sean White	19-32	at Arkansas	10/24/2015
9. 247	Jason Campbell	17-24	at Vanderbilt	9/29/2001
10. 245	Jeff Klein	19-39	Florida	10/16/1999
	Gabe Gross	20-45	Georgia	11/14/1998
12. 225	Gabe Gross	13-20	Arkansas	10/31/1998
13. 224	Stan White	16-27	at Mississippi State	10/27/1990
14. 215	Stan White	15-30	Georgia	11/17/1990
15. 214	Jason Campbell	16-28	Ball State	9/1/2001

### Pass Attempts

Att	Player	Cmp-Yds	Opponent	Date
1. 58	Stan White	30-338	Tennessee	9/29/1990
2. 48	Stan White	31-351	Indiana [Peach Bowl]	12/29/1990
3. 45	Gabe Gross	20-245	Georgia	11/14/1998
4. 39	Jeff Klein	19-245	Florida	10/16/1999
5. 37	Stan White	24-272	Louisiana Tech	10/6/1990
6. 35	Stan White	21-324	Cal. St. Fullerton	9/8/1990
7. 34	Gabe Gross	14-208	vs. Alabama	11/21/1998
8. 32	Sean White	19-254	at Arkansas	10/24/2015
9. 31	Jeff Klein	19-270	Central Florida	11/6/1999
	31 Stan White	17-185	vs. Alabama [B-Ham]	12/1/1990
	31 Stan White	16-208	Ole Miss [Jackson, MS]	9/15/1990
12. 30	Stan White	15-215	Georgia	11/17/1990

### Pass Completions

No	Player	Att-Yds	Opponent	Date
1. 31	Stan White	48-351	Indiana [Peach Bowl]	12/29/1990
2. 30	Stan White	58-338	Tennessee	9/29/1990
3. 24	Stan White	37-272	Louisiana Tech	10/6/1990
4. 21	Stan White	35-324	Cal. St. Fullerton	9/8/1990
5. 20	Gabe Gross	45-245	Georgia	11/14/1998
	20 Sean White	28-188	Mississippi State	9/26/2015
7. 19	Jeff Klein	31-270	Central Florida	11/6/1999
	19 Jeff Klein	39-245	Florida	10/16/1999
	19 Sean White	32-254	at Arkansas	10/24/2015
10. 17	Jason Campbell	24-247	at Vanderbilt	9/29/2001
	17 Jeremy Johnson	21-201	vs. Western Carolina	10/12/2013
	17 Sean White	27-255	at Kentucky	10/15/2015

## Receiving

### Receiving Yards

Yds	Player	Rec-TD	Opponent	Date
1. 249	Ronney Daniels	9-2	at Georgia	11/13/1999
2. 160	Freddy Weygand	5-2	Georgia Tech	10/20/1984
3. 147	Freddy Weygand	4-0	at Florida State	10/13/1984
4. 143	Ronney Daniels	10-0	Central Florida	11/6/1999
5. 120	Ronney Daniels	2-2	at LSU	9/18/1999
6. 113	Ronney Daniels	4-1	Mississippi State	10/9/1999

### Long Receptions

- 84, Ronney Daniels at LSU (9/18/1999)
- 78, Ronney Daniels at Georgia (11/13/1999)
- 78, Joe Frazier at Tennessee (9/28/1991)

## Rushing

### Rushing Attempts

No	Player	Yds	Opponent	Date
1. 41	Carnell Williams	167	at Georgia	11/10/2001
2. 26	Ben Tate	156	Tulane	10/21/2006
	26 Darrell Williams	128	at Georgia	11/18/1989
	26 Stacy Danley	157	vs. Alabama	11/27/1987
5. 25	Tre Smith	126	at Alabama	11/23/2002
6. 24	Tommie Agee	219	Maryland	11/5/1983
7. 23	Michael Dyer	100	South Carolina	9/25/2010
8. 22	Michael Dyer	143	Oregon [BCS Championship]	11/10/2011
	22 Onterio McCalebb	148	Louisiana Tech	9/5/2009
10. 21	Michael Dyer	180	at Ole Miss	10/30/2010
	21 Chester O'Neal	109	Tennessee	9/25/1982

### Rushing Yards

Yds	Player	Att-TD	Opponent	Date
1. 222	Travis Tidwell	18	Furman	10/5/1946
2. 219	Tommie Agee	24-2	Maryland	11/5/1983
3. 180	Michael Dyer	21-1	at Ole Miss	10/30/2010
4. 177	Carnell Williams	19-1	at Arkansas	10/27/2001
5. 167	Carnell Williams	41-2	at Georgia	11/10/2001
6. 162	Tristan Davis	11-1	at Kentucky	11/5/2005
7. 157	Stacy Danley	26-0	vs. Alabama	11/27/1987
8. 156	Ben Tate	26-1	Tulane	10/21/2006
9. 148	Onterio McCalebb	22-1	Louisiana Tech	9/5/2009
10. 143	Michael Dyer	22-0	Oregon [BCS Championship]	11/10/2011
11. 140	Travis Tidwell		Florida	11/30/1946
12. 128	Darrell Williams	26-1	at Georgia	11/18/1989
13. 126	Tre Smith	25-0	at Alabama	11/23/2002
14. 123	Bo Jackson	10-2	Wake Forest	9/11/1982
15. 119	Ron O'Neal	14-1	Wake Forest	9/19/1981
16. 117	Sedrick McIntyre	20-3	Mississippi State	11/10/1973
17. 114	Onterio McCalebb	16-1	Mississippi State	9/12/2009
	114 Ben Tate	7-2	Buffalo	9/23/2006
	114 James Joseph	16-2	Western Carolina	10/4/1986
	114 Bo Jackson	17-1	vs. Alabama	11/27/1982
	114 Bo Jackson	15-1	Rutgers	11/6/1982
22. 112	James Brooks	12-0	Tennessee	9/24/1977
23. 111	Bo Jackson	18-0	Kentucky	10/9/1982
24. 110	Markeith Cooper	8-1	Fresno State	9/7/1996
	110 Bo Jackson	17-1	Tennessee	9/25/1982
26. 109	Ron O'Neal	21-0	Tennessee	9/26/1981
27. 106	Darrell Williams	17-2	Louisiana Tech	11/11/1989
	106 Harry Mose	16-1	Mississippi State	10/24/1987
29. 101	Bobby Freeman		Wofford	10/5/1951
30. 100	Michael Dyer	15-0	LSU	10/23/2010
	100 Michael Dyer	23-0	South Carolina	9/25/2010

### Long Runs

- 80, Travis Tidwell vs. Furman (11/24/1946)
- 79, Bobby Freeman vs. Wofford (10/5/1951)
- 75, Tristan Davis at Kentucky (11/5/2005)
- 70, Brad Lester vs. Ball State (9/17/2005)
- 67, Mario Fannin vs. New Mexico State (9/22/2007)
- 63, Tony Richardson vs. Southern Miss (11/10/1990)
- 62, Onterio McCalebb vs. Ball State (9/26/2009)
- 
- 62, Markeith Cooper vs. Fresno St. (9/7/1996)
- 59, Joe Frazier vs. Ole Miss (9/14/1991)
- 55, Carnell Williams at Arkansas (10/27/2001)
- 54, Ron O'Neal vs. Wake Forest (9/19/1981)
- 53, Bo Jackson vs. Alabama (11/27/1982) [No TD]
- 51, Carnell Williams at Vanderbilt (9/29/2001)

# Individual Game Highs

## Auburn's 200-yard Passing Games

456, Nick Marshall at Alabama (11/29/2014); 27-43, 3 TD, 1 int  
416, Ben Leard at Georgia (11/13/1999); 24-32, 4 TD  
394, Ben Leard vs. Michigan (1/1/2001, Citrus); 28-37, 3 TD  
394, Dameyune Craig at Miss. State (10/12/1996); 28-41, 4 TD  
387, Patrick Nix at Arkansas (10/28/1995); 34-52, 2 TD, 2 int  
381, Daniel Cobb vs. La Tech (10/20/2001); 28-48, 5 TD, 4 int  
374, Jason Campbell vs. Tennessee (12/4/2004) [SEC Champ.]; 27-35, 3 TD, 1 int  
372, Patrick Nix vs. Ole Miss (9/2/1995); 28-39, 1 TD  
370, Dameyune Craig vs. Army (12/31/1996, Indy); 24-42, 2 TD, 1 int  
366, Pat Sullivan at Florida (10/31/1970); 21-27, 4 TD  
360, Dameyune Craig vs. Central Fla. (9/27/1997); 27-40, 2 TD, 1 int  
355, Dameyune Craig vs. La. Tech (10/11/1997); 20-32, 4 TD, 3 int  
351, Stan White vs. Indiana (12/29/1990, Peach); 31-43, 1 TD  
351, Pat Sullivan vs. Ole Miss (1/1/1971, Gator); 27-43, 2 TD, 1 int  
342, Brandon Cox vs. Georgia Tech (9/3/2005); 22-44, 2 TD, 4 int  
342, Dameyune Craig at LSU (9/20/1997); 23-45, 2 TD  
339, Nick Marshall vs. Mississippi State (9/14/2013); 23-34, 2 TD, 2 int  
338, Stan White vs. Tennessee (9/29/1990); 30-58, 3 TD, 1 int  
335, Cam Newton vs. South Carolina (12/4/2010, SEC Championship); 17-28, 4 TD  
324, Stan White vs. Cal State Fullerton (9/8/1990); 21-35, 4 TD  
321, Dameyune Craig at South Carolina (10/4/1997); 24-39, 2 TD, 1 int  
320, Pat Sullivan vs. Georgia (11/14/1970); 24-44, 0 TD, 2 int  
319, Kodi Burns at Ole Miss (11/1/2008); 27-43, 0 TD, 3 int  
319, Patrick Nix at Florida (10/15/1994); 28-51, 3 TD  
317, Cam Newton vs. Chattanooga (11/6/2010); 15-21, 4 TD  
317, Pat Sullivan vs. Alabama (11/28/1970); 22-38, 1 TD, 1 int  
314, Stan White at Ole Miss (9/5/1992); 16-39, 1 TD, 4 int  
312, Pat Sullivan vs. Georgia Tech (10/17/1970); 16-29, 3 TD, 1 int  
311, Patrick Nix at Miss. State (10/8/1994); 16-23, 3 TD, 1 int  
304, Ben Leard at LSU (9/18/1999); 16-23, 3 TD  
297, Jason Campbell vs. Arkansas (10/16/2004); 17-19, 3 TD  
290, Dameyune Craig vs. Georgia (11/16/1996); 22-35, 3 TD  
290, Reggie Slack vs. Kansas (9/17/1988); 12-16, 4 TD  
287, Chris Todd vs. Ball State (9/26/2009); 19-26, 5 TD  
285, Ben Leard vs. LSU (9/19/1998); 21-38, 2 TD, 2 int  
285, Reggie Slack at Tennessee (9/30/1989); 18-40, 1 TD, 1 int  
284, Chris Todd vs. West Virginia (9/19/2009); 16-31, 4 TD, 1 int  
282, Stan White at LSU (9/18/1993); 20-28, 1 TD  
282, Jeff Burger vs. Vanderbilt (10/10/1987); 14-18, 2 TD  
281, Pat Sullivan at Georgia Tech (10/16/1971); 26-34, 3 TD, 1 int  
279, Brandon Cox at Georgia (11/12/2005); 16-28, 0 TD, 1 int  
274, Patrick Nix vs. Miss. State (10/7/1995); 23-28; 2 TD, 1 int  
274, Reggie Slack vs. Alabama (12/2/1989); 14-26, 0 TD, 1 int  
274, Loran Carter vs. Miami (10/26/1968); 15-28, 3 TD, 3 int  
272, Stan White vs. Louisiana Tech (10/6/1990); 24-37, 0 TD  
272, Reggie Slack vs. Southern Miss (11/5/1988); 14-23, 1 TD, 1 int  
270, Jason Campbell vs. Alabama (11/22/2003); 18-27, 1 TD, 2 int  
270, Dameyune Craig vs. Miss. State (11/1/1997); 20-54, 4 int  
270, Jeff Klein vs. Central Florida (11/6/1999); 19-31, 2 TD, 2 int  
269, Jeff Burger vs. Texas (9/5/1987); 16-22, 2 TD  
268, Pat Sullivan vs. Tennessee (9/26/1970); 17-31, 1 TD, 2 int  
267, Stan White vs. Florida (10/16/1993); 23-35, 1 TD  
266, Ben Leard vs. Wyoming (8/31/2000); 12-19, 2 TD  
265, Cam Newton vs. Oregon (1/10/2011, BCS Championship); 20-34, 2 TD, 1 int  
265, Jeff Burger at Georgia Tech (10/17/1987); 30-46, 1 TD, 2 int  
263, Reggie Slack vs. Georgia (11/12/1988); 20-34, 2 TD, 1 int  
262, Dameyune Craig vs. Tennessee (12/6/1997); 14-34, 2 TD  
262, Patrick Nix at Kentucky (9/30/1995); 18-27, 3 TD, 1 int  
261, Barrett Trotter vs. Utah State (9/3/2011); 17-23, 3 TD  
261, Patrick Nix vs. East Carolina (11/5/1994); 15-23, 2 TD  
259, Dameyune Craig vs. Clemson (1/2/1998); 15-44  
259, Patrick Nix vs. Alabama (11/18/1995); 18-36, 2 TD  
258, Sean White vs. Ole Miss (10/31/2015); 12-28, 1 TD, 1 int  
258, Stan White vs. Southern Miss (10/5/1991); 23-43, 1 TD, 2 int  
256, Chris Todd vs. Furman (11/7/2009); 17-18, 4 TD  
255, Sean White at Kentucky (10/15/2015); 17-27, 0 TD  
255, Chris Todd vs. Louisiana Tech (9/5/2009); 17-26, 2 TD  
254, Sean White at Arkansas (10/24/2015); 19-32, 1 TD

254, Nick Marshall at Ole Miss (11/1/2014); 15-22, 2 TD, 1 int  
254, Daniel Cobb at Arkansas (10/27/2001); 22-40, 1 TD, 2 int  
253, Brandon Cox at Ole Miss (10/28/2006); 21-34, 1 TD, 1 int  
253, Pat Sullivan vs. Kentucky (10/2/1971); 16-25, 2 TD, 2 int  
252, Jason Campbell at Tennessee (10/2/2004); 16-23, 2 TD, 1 int  
252, Reggie Slack vs. Pacific (9/9/1989); 9-10, 4 TD, 1 int  
251, Brandon Cox vs. Arkansas State (11/4/2006); 12-21, 2 TD, 2 int  
250, Chris Todd vs. LSU (9/20/2008); 17-32, 1 TD, 2 int  
250, Pat Sullivan vs. Oklahoma (1/1/1972, Sugar); 20-44, 1 TD, 1 int  
249, Brandon Cox at Mississippi State (9/9/2006); 18-27, 2 TD, 0 int  
249, Dameyune Craig at Ole Miss (9/14/1996); 13-25, 3 TD, 1 int  
248, Chris Todd vs. Southern Miss (9/6/2008); 21-31  
248, Dameyune Craig vs. Northeast La. (11/9/1996); 17-32, 1 TD, 1 int  
248, Stan White vs. New Mexico State (11/6/1993); 23-30, 3 TD  
248, Pat Sullivan at Georgia (11/13/1971); 14-24, 4 TD  
247, Jason Campbell at Vanderbilt (9/29/2001); 17-24, 1 TD  
247, Dameyune Craig at Virginia (9/4/1997); 12-19, 2 TD, 1 int  
247, Patrick Nix at Alabama (11/19/1994); 23-42, 0 TD, 1 int  
246, Bobby Freeman vs. Tulane (10/30/1954); 11-17, 2 TD, 2 int  
245, Cam Newton vs. Louisiana-Monroe (10/2/2010); 14-19, 3 TD, 1 int  
245, Brandon Cox vs. South Carolina (10/1/2005); 19-29, 1 TD  
245, Jeff Klein vs. Florida (10/16/1999); 19-39, 2 TD, 2 int  
245, Gabe Gross vs. Georgia (11/14/1998); 20-45, 1 TD, 3 int  
245, Dameyune Craig vs. Ole Miss (9/13/1997); 19-29, 1 TD  
245, Jeff Burger vs. UT-Chatt. (9/6/1986); 16-25, 3 TD, 2 int  
244, Dameyune Craig at Arkansas (10/25/1997); 13-25, 1 TD  
243, Jeremy Johnson vs. Arkansas (8/30/2014); 12-16, 2 TD  
241, Mike Mann vs. Georgia Tech (10/20/1984); 11-17, 2 TD, 1 int  
241, Pat Sullivan vs. Florida (10/30/1971); 15-30, 2 TD, 1 int  
241, Pat Sullivan vs. Southern Miss (9/19/1970); 15-24, 3 TD  
240, Ben Leard vs. Arkansas (10/28/2000); 19-30, 1 TD  
238, Chris Todd at Georgia (11/14/2009); 20-28, 2 TD, 2 int  
238, Pat Sullivan vs. Southern Miss (10/9/1971); 23-39, 3 TD, 1 int  
237, Ben Leard vs. Alabama (11/20/1999); 26-39, 2 TD, 1 int  
236, Jeremy Johnson vs. Jacksonville State (9/12/2015); 21-32, 2 TD, 2 int  
236, Nick Marshall at Texas A&M (10/19/2013); 11-23, 2 TD  
236, Stan White vs. Ga. Southern (8/31/1991); 14-27, 2 TD, 1 int  
235, Chris Todd vs. Northwestern (1/1/2010, Outback); 20-31, 1 TD  
234, Jason Campbell at Ole Miss (10/30/2004); 11-22; 1 TD  
233, Jeff Burger vs. Georgia (11/15/1986); 19-36, 1 TD, 3 int  
232, Stan White vs. Alabama (11/30/1991); 13-26, 0 TD, 2 int  
231, Nick Marshall at Kansas State (9/18/2014); 17-31, 2 TD, 1 int  
231, Jason Campbell vs. Ole Miss (11/8/2003); 14-26, 1 TD  
231, Dameyune Craig at Georgia (11/15/1997); 12-19, 1 TD  
230, Reggie Slack at Georgia (11/18/1989); 19-27, 1 TD, 2 int  
229, Nick Marshall vs. Georgia (11/16/2013); 15-26, 1 TD  
229, Brandon Cox vs. Kansas State (9/1/2007); 17-30, 1 TD, 2 int  
229, Reggie Slack vs. North Carolina (10/1/1988); 22-30, 0 TD  
228, Pat Sullivan at Kentucky (10/3/1970); 14-27, 0 TD, 1 int  
227, Brandon Cox at Florida (9/29/2007); 17-26, 0 TD  
226, Pat Washington at Texas (9/15/1984); 14-27, 0 TD, 1 int  
225, Daniel Cobb vs. Arkansas (10/12/2002); 13-23, 1 TD, 2 int  
225, Gabe Gross vs. Arkansas (10/31/1998); 13-20, 2 TD, 2 int  
225, Ben Leard vs. LSU (9/16/2000); 21-30, 2 TD  
224, Nick Marshall at LSU (9/21/2013); 17-33, 0 TD, 2 int  
224, Jason Campbell at Alabama (11/20/2004); 18-24, 1 TD, 1 int  
224, Patrick Nix at Ole Miss (9/3/1994); 18-33, 1 TD  
224, Stan White at Miss. State (10/27/1990); 16-27, 1 TD, 1 int  
224, Reggie Slack vs. Akron (10/15/1988); 18-26, 0 TD, 1 int  
224, Phil Gargis vs. Tennessee (9/25/1976); 10-13, 3 TD  
224, Loran Carter vs. Mississippi State (11/11/1967); 4 TD, 4 int  
222, Stan White at Tennessee (9/28/1991); 11-26, 1 TD, 2 int  
222, Pat Sullivan vs. Mississippi State (11/7/1970); 15-19, 3 TD  
221, Brandon Cox at LSU (10/22/2005); 16-40, 1 TD  
221, Pat Sullivan at LSU (10/25/1969); 19-34, 2 TD, 1 int  
220, Jason Campbell at Vanderbilt (9/13/2003); 12-19, 2 TD  
220, Reggie Slack vs. Alabama (11/25/1988); 13-26, 0 TD, 1 int  
220, Reggie Slack vs. Tennessee (9/24/1988); 14-18, 2 TD, 1 int  
220, Loran Carter at Florida (11/2/1968); 17-30, 3 TD, 1 int

# Individual Game Highs

220, Jeff Burger vs. Florida (10/31/1987); 18-29, 1 TD  
219, Nick Marshall vs. Texas A&M (11/8/2014); 15-21, 1 TD  
219, Patrick Nix vs. Florida (10/14/1995); 15-37; 1 TD, 2 int  
219, Jeff Burger vs. East Carolina (9/20/1986); 10-18, 2 TD  
218, Chris Todd at Tennessee (10/3/2009); 19-32, 1 TD  
218, Pat Sullivan vs. Florida (11/1/1969); 22-39, 2 TD  
217, Nick Marshall vs. Wisconsin (1/1/2015, Outback); 15-22, 2 TD  
217, Nick Marshall vs. Florida State (1/6/2014, BCS); 14-27, 2 TD, 1 int  
217, Patrick Nix at Georgia (11/11/1995); 15-27, 1 TD  
217, Jeff Burger at Georgia (11/14/1987); 22-32, 2 TD, 2 int  
217, Pat Sullivan vs. LSU (10/24/1970); 17-33, 0 TD, 3 int  
216, Cam Newton at Alabama (11/26/2010); 13-20, 3 TD  
215, Stan White vs. Georgia (11/14/1992); 16-26, 0 TD, 1 int  
215, Stan White vs. Georgia (11/17/1990); 15-30, 1 TD, 1 int  
215, Reggie Slack vs. La Tech (11/11/1989); 13-24, 1 TD, 2 int  
214, Jason Campbell vs. Ball State (9/1/2001); 16-28, 1 TD  
214, Dudley Spence vs. Wofford (11/11/1952); 11-13, 3 TD  
213, Dameyune Craig vs. Alabama (11/22/1997); 14-33, 2 int  
212, Chris Todd vs. Ole Miss (10/31/2009); 12-22, 1 TD  
212, Brandon Cox vs. Tulane (10/12/2006); 16-19, 3 TD  
212, Stan White at Arkansas (10/30/1993); 15-26, 1 TD  
212, Lloyd Nix vs. Miss. State (11/8/1958); 13-19, 1 TD, 1 int  
211, Brandon Cox vs. Clemson (12/31/2007, Chick-fil-A); 25-39, 0 TD, 1 int  
211, Pat Sullivan at Tennessee (9/27/1969); 12-24, 2 TD, 5 int  
211, Allen Parks vs. Georgia (11/17/1951); 14-28, 1 TD, 6 int  
210, Cam Newton at Kentucky (10/9/2010); 13-21, 1 int  
209, Nick Marshall at Mississippi State (10/11/2014); 17-35, 2 TD, 2 int  
209, Cam Newton at Ole Miss (10/30/2010); 18-24, 2 TD  
208, Gabe Gross at Alabama (11/21/1998); 14-34, 1 TD, 2 int  
208, Stan White vs. Ole Miss (9/15/1990); 16-31, 1 TD  
207, Nick Marshall vs. LSU (10/4/2014); 14-22, 2 TD  
207, Dameyune Craig vs. Fresno St. (9/7/1996); 19-24, 2 TD, 1 int  
205, Brandon Cox vs. Ole Miss (10/29/2005); 17-27, 1 TD  
204, Patrick Nix vs. Georgia (11/12/1994); 18-34, 0 TD, 1 int  
204, Pat Sullivan vs. Clemson (10/23/1971); 15-31, 1 TD, 3 int  
203, Cam Newton vs. Clemson (9/18/2010); 7-14, 2 TD, 2 int  
203, Brandon Cox at Arkansas (10/15/2005); 17-26, 3 TD, 2 int  
203, Stan White vs. SW Louisiana (11/9/1991); 17-22, 2 TD  
202, Brandon Cox vs. Mississippi State (9/10/2005); 12-18, 2 TD  
202, Ben Leard vs. Vanderbilt (9/30/2000); 14-27, 2 TD  
201, Jeremy Johnson vs. Western Carolina (10/12/2013); 17-21, 4 TD  
201, Brandon Cox at Kentucky (11/5/2005); 13-21, 1 TD  
201, Jason Campbell vs. Louisiana Tech (10/9/2004); 13-18, 2 TD  
200, Blake Field vs. Western Kentucky (9/24/2005); 13-22, 3 TD  
200, Stan White at Georgia (11/13/1993); 17-28, 1 TD, 1 int  
200, Pat Sullivan vs. Kentucky (11/4/1969); 14-29, 4 TD, 2 int

## 300- and 200-Yard Passing Game Leaders

### 300-yard passing games

6 - Dameyune Craig (1994-97)  
5 - Pat Sullivan (1969-71)  
4 - Patrick Nix (1992-95)  
4 - Stan White (1990-93)  
2 - Cam Newton (2010)  
2 - Nick Marshall (2013-14)  
2 - Ben Leard (1997-99)  
1 - Daniel Cobb (2001)  
1 - Brandon Cox (2005)  
1 - Jason Campbell (2001-04)

### 200-yard passing games

21 - Pat Sullivan (1969-71)  
19 - Stan White (1990-93)  
18 - Dameyune Craig (1994-97)  
15 - Brandon Cox (2004-07)  
13 - Patrick Nix (1992-95)  
12 - Nick Marshall (2013-14)  
12 - Reggie Slack (1986-89)  
11 - Jason Campbell (2001-04)  
10 - Chris Todd (2008-09)  
10 - Ben Leard (1997-99)  
8 - Cam Newton (2010)

## Opponent 300-yard Passing Games

532, Mike Kafka, Northwestern (1/1/2010, Outback); 47-78, 4 TD, 5 int  
484, Scott Hunter, Alabama (11/29/1969); 30-55, 2 TD, 2 int  
454, Johnny Manziel, Texas A&M (10/19/2013); 28-38, 4 TD, 2 int  
426, Eric Zeier, Georgia (11/13/1993); 34-53, 3 TD, 2 int  
422, Luke McCown, Louisiana Tech (10/21/2000); 47-65, 4 TD, 2 int  
415, Aaron Murray, Georgia (11/16/2013); 33-49, 2 TD, 1 int

402, Dylan Thompson, South Carolina (10/25/2014); 29-50, 5 TD, 3 int  
386, Tajh Boyd, Clemson (9/17/2011); 30-42, 4 TD  
386, Danny Wuerffel, Florida (10/16/1993); 25-50, 3 TD, 2 int  
381, Chad Kelly, Ole Miss (10/31/2015); 33-51, 2 TD, 2 int  
381, Luke McCown, Louisiana Tech (10/20/2001); 27-52, 3 TD, 5 int  
380, Danny Wuerffel, Florida (10/14/1995); 20-34, 4 TD, 1 int  
377, Greg McElroy, Alabama (11/26/2010); 27-37, 2 TD  
374, Vic Penn, Central Florida (11/6/1999); 29-52, 1 TD, 2 int  
373, Peyton Manning, Tennessee (12/6/1997); 25-43, 4 TD, 2 int  
369, John Reaves, Florida (11/1/1969); 33-66, 2 TD, 9 int  
364, Rex Grossman, Florida (10/13/2001); 25-42, 2 TD, 4 int  
363, Darron Thomas, Oregon (1/10/2011, BCS Champ); 27-40, 2 TD, 2 int  
362, Mike Bobo, Georgia (11/15/1997); 29-43, 3 TD, 1 int  
360, Mike Bobo, Georgia (11/16/1996); 21-37, 2 TD  
359, Patrick Towles, Kentucky (10/15/2015); 27-44, 1 int  
358, Jay Venuto, Wake Forest (10/27/1979); 23-43, 1 TD, 1 int  
357, Eric Thomas, Florida State (10/13/1984); 18-29, 4 TD  
355, Casey Clausen, Tennessee (10/4/2003); 30-47, 2 TD, 1 int  
355, Andy Kelly, Tennessee (9/28/1991); 23-35, 3 TD, 1 int  
355, Boomer Esiason, Maryland (11/5/1983); 23-37, 3 TD  
351, Quincy Carter, Georgia (11/14/1998); 23-37, 2 TD, 3 int  
346, Danny Wuerffel, Florida (10/19/1996); 17-30, 3 TD, 1 int  
344, Connor Halliday, Washington State (8/31/2013); 35-65, 1 TD, 3 int  
343, Dan Manucci, Kansas State (9/16/1978); 19-39, 3 TD, 2 int  
340, Gary Hollingsworth, Alabama (12/2/1989); 27-49, 2 TD, 2 int  
339, Bo Wallace, Ole Miss (11/1/2014); 28-40, 2 TD  
338, Bubba Wyche, Tennessee (11/9/1968); 25-45, 2 TD, 2 int  
336, Bo Wallace, Ole Miss (10/5/2013); 25-48, 2 TD, 2 int  
336, Wayne Peace, Florida (10/29/1983); 29-41, 2 TD  
335, Andre' Woodson, Kentucky (11/5/2005); 26-43, 1 TD, 1 int  
332, Tyler Wilson, Arkansas (10/16/2010); 25-34, 4 TD, 2 int  
329, Bernie Kosar, Miami (8/28/1984); 21-38, 2 TD, 2 int  
325, Clint Stoerner, Arkansas (10/25/1997); 20-43, 2 TD, 1 int  
319, Matt Flynn, LSU (10/20/2007); 22-35, 3 TD, 1 int  
319, Quincy Carter, Georgia (11/13/1999); 26-37, 2 TD  
312, Blake Sims, Alabama (11/29/2014); 20-27, 4 TD, 3 int  
312, Michael Rocco, Virginia (12/31/2011, Chick-fil-A); 26-31, 2 TD, 1 int  
310, Doug Johnson, Florida (10/16/1999); 24-43, 1 TD, 2 int  
308, Raymond Philyaw, Northeast La. (10/9/1996); 18-33, 1 TD, 1 int  
305, Aaron Brooks, Virginia (9/4/1997); 25-41, 2 TD, 1 int  
304, D.J. Shockley, Georgia (11/12/2005); 20-36, 2 TD  
303, James Franklin, Missouri (12/7/2013); 21-37, 3 TD, 1 int  
302, Freddie Kitchens, Alabama (11/18/1995); 19-43, 1 TD  
302, Carson Palmer, USC (9/2/2002); 23-32, 1 TD, 2 int  
301, John Stocco, Wisconsin (1/2/2006); 15-27, 2 TD

## Auburn's 100-yard Receiving Games

263, Alexander Wright vs. Pacific (9/9/1989) - 5 rec, 4 TD  
249, Ronney Daniels at Georgia (11/13/1999) - 9 rec, 2 TD  
222, Willie Goshua at Arkansas (10/28/1995) - 17 rec  
217, Darvin Adams vs. South Carolina [SEC Champ] (12/4/2010) - 7 rec, 2 TD  
206, Sammie Coates at Alabama (11/29/2014) - 5 rec, 2 TD  
194, Terry Beasley vs. Kentucky (10/2/1971) - 9 rec, 1 TD  
176, Terry Beasley at Florida (10/31/1970) - 7 rec, 3 TD  
175, Frank Sanders at Mississippi State (10/8/1994) - 6 rec, 2 TD  
173, Frank Sanders vs. East Carolina (11/5/1994) - 6 rec, 2 TD  
161, Robert Baker at Ole Miss (9/14/1996) - 5 rec, 2 TD  
160, Freddy Weygand vs. Georgia Tech (10/20/1984) - 5 rec, 2 TD  
156, Tim Carter at Arkansas (10/27/2001) - 7 rec, 1 TD  
154, Ricardo Louis at Kentucky (10/15/2015) - 7 rec  
154, D'haquille Williams vs. Arkansas (8/30/2014) - 9 rec., 1 TD  
152, Freddie Hyatt vs. UT-Chattanooga (9/17/1966) - 7 rec, 1 TD  
151, Karsten Bailey at Virginia (9/4/1997) - 4 rec, 2 TD  
151, Tim Christian vs. Miami (10/26/1968) - 7 rec, 1 TD  
150, Ben Obomanu vs. Ole Miss (11/8/2003) - 6 rec, 1 TD  
150, Lawyer Tillman vs. Georgia (11/15/1986) - 9 rec, 2 TD  
149, Tyrone Goodson vs. Central Florida (9/27/1997) - 5 rec  
148, Terrell Zachery vs. Chattanooga (11/6/2010) - 7 rec, 1 TD  
147, Freddy Weygand at Florida State (10/13/1984) - 4 rec

# Individual Game Highs

145, Tyrone Goodson at Miss. State (10/12/1996) - 10 rec, 2 TD  
145, Tyrone Goodson vs. Ole Miss (9/2/1995) - 7 rec  
144, Sammie Coates vs. LSU (10/4/2014) - 4 rec, 1 TD  
143, Terry Beasley vs. Ole Miss (1/1/1971) - 8 rec, 1 TD  
143, Ronney Daniels vs. Central Florida (11/6/1999) - 10 rec.  
142, Darvin Adams vs. Northwestern [Outback] (1/1/2010) - 12 rec  
141, Alexander Wright vs. Alabama (12/2/1989) - 7 rec  
141, Chris Vacarella vs. Tennessee (9/25/1976) - 4 rec, 1 TD  
139, Sammie Coates at LSU (9/21/2013) - 4 rec  
138, Darvin Adams vs. Alabama (11/27/2009) - 4 rec, 1 TD  
138, Tyrone Goodson vs. Louisiana Tech (10/11/1997) - 8 rec, 2 TD  
138, Freddie Hyatt vs. Mississippi State (11/11/1967) - 8 rec, 3 TD  
137, Ricardo Louis vs. Ole Miss (10/31/2015) - 4 rec, 1 TD  
137, Tyrone Goodson vs. Ole Miss (9/13/97) - 6 rec, 1 TD  
135, Devin Aromashodu at Georgia (11/12/2005) - 4 rec  
134, Frank Sanders at Arkansas (10/30/1993) - 7 rec  
134, Terry Beasley vs. LSU (10/24/1970) - 5 rec  
132, Willie Gosha vs. Army [Indy] (12/31/1996) - 10 rec, 1 TD  
131, Ricardo Louis vs. Georgia (11/16/2013) - 4 rec, 1 TD  
131, Chris Slaughter at Ole Miss (11/1/2008) - 8 rec  
131, Terry Beasley vs. Alabama (11/28/1970) - 9 rec  
130, Clifton Robinson vs. LSU (9/19/1998) - 9 rec  
130, Terry Beasley at Georgia (11/13/1971) - 4 rec, 2 TD  
129, Alexander Wright at Tennessee (9/30/1989) - 4 rec, 1 TD  
128, Jimmy Phillips vs. Florida State (11/24/1956), 6 rec, 1 TD  
128, Frank Sanders vs. Arkansas (10/29/1994) - 7 rec, 1 TD  
127, Tyrone Goodson at LSU (9/20/1997) - 6 rec  
125, Lawyer Tillman vs. Syracuse [Sugar] (1/1/1988) - 6 rec, 1 TD  
122, Sammie Coates at Ole Miss (11/1/2014) - 5 rec, 1 TD  
122, Terrell Zachery vs. Ball State (9/26/2009) - 5 rec, 2 TD  
121, D'haquille Williams at Alabama (11/29/2014) - 7 rec  
121, Deandre Green vs. Louisiana Tech (10/20/2001), 8 rec, 2 TD  
120, Fred Baxter vs. Alabama (11/30/1991) - 5 rec  
120, Byron Franklin vs. Georgia (11/15/1980) - 7 rec, 2 TD  
120, Ronney Daniels at LSU (9/18/1999) - 2 rec, 2 TD  
119, Karsten Bailey vs. Clemson [Peach] (1/2/1998) - 4 rec  
118, Emory Blake vs. Arkansas (10/6/2012) - 10 rec, 1 TD  
118, Darvin Adams vs. Clemson (9/18/2010) - 5 rec, 1 TD  
118, Erk Russell vs. Georgia (11/12/1949) - 3 rec, 1 TD  
117, Thomas Bailey at Florida (10/15/1994) - 10 rec, 1 TD  
117, Jeris McIntyre at Vanderbilt (9/13/2003)- 4 rec, 2 TD  
117, Freddy Weygand vs. Akron (10/15/1988) - 5 rec, 1 TD  
117, Terry Beasley vs. Oklahoma (1/1/1972) - 6 rec  
116, Darvin Adams vs. Mississippi State (9/12/2009) - 5 rec  
116, Courtney Taylor vs. Arkansas State (11/4/2006) - 4 rec, 1 TD  
116, Tyrone Goodson vs. Fresno State (9/7/1996) - 7 rec, 1 TD  
116, Terry Beasley vs. Tennessee (9/26/1970) - 5 rec, 1 TD  
115, Darvin Adams vs. Furman (11/7/2009) - 6 rec, 3 TD  
115, Karsten Bailey at Georgia (11/15/1997) 4 rec, 1 TD  
115, Andy Fuller at Florida (10/15/1994) - 7 rec, 1 TD  
114, Karsten Bailey vs. Georgia (11/14/1998) - 9 rec, 1 TD  
114, Lawyer Tillman vs. Florida (10/31/1987) - 5 rec, 1 TD  
113, Sammie Coates vs. Florida Atlantic (10/26/2013) - 3 rec, 2 TD  
113, Marcel Willis vs. Syracuse (9/28/2002) - 3 rec  
113, Ronney Daniels vs. Mississippi State (10/9/1999) - 4 rec, 1 TD  
113, Karsten Bailey vs. Arkansas (10/31/1998) - 5 rec, 1 TD  
112, Tyrone Goodson vs. Mississippi State (11/1/1997) - 4 rec  
112, Greg Taylor vs. Louisiana Tech (10/6/1990) - 8 rec  
112, Alvin Bresler vs. Georgia (11/14/1970) - 7 rec  
111, Rodgeriqu Smith vs. Ole Miss (10/27/2007) - 8 rec, 1 TD  
111, Courtney Taylor vs. Tennessee [SEC] (12/4/2004) - 6 rec, 1 TD  
110, D'haquille Williams at Kansas State (9/18/2014) - 8 rec, 1 TD  
109, Emory Blake vs. Clemson (9/1/2012) - 4 rec, 1 TD  
109, Karsten Bailey at Arkansas (10/25/1997) - 5 rec, 1 TD  
109, Greg Taylor vs. Vanderbilt (10/13/1990) - 5 rec, 2 TD  
108, D'haquille Williams at Mississippi State (10/11/2014) - 6 rec, 2 TD  
108, Emory Blake vs. Virginia [Chick-fil-A] (12/31/2011) - 6 rec  
108, Emory Blake at Georgia (11/12/2011) - 6 rec  
108, Emory Blake vs. Mississippi State (9/10/2011) - 7 rec, 1 TD  
108, Courtney Taylor at Ole Miss (10/28/2006) - 8 rec

108, Alexander Wright vs. Kansas (9/17/1988) - 3 rec, 1 TD  
108, Mike Currier vs. Tennessee (9/27/1969) - 3 rec, 2 TD  
108, Jimmy Pettus vs. Mississippi State (11/8/1958) - 5 TD, 3 rec  
107, Chris Woods vs. TCU (9/5/1981) - 5 rec  
107, Lee Hayley vs. Wofford (10/11/1952) - 2 rec, 1 TD  
106, Emory Blake vs. Texas A&M (10/27/2012) - 5 rec, 1 TD  
106, Darvin Adams vs. Chattanooga (11/6/2010) - 4 rec, 2 TD  
106, Greg Taylor vs. Tennessee (9/29/1990) - 8 rec, 2 TD  
105, Dave Ridgeway vs. Georgia (11/17/1951) - 5 rec, 1 TD  
105, Markeith Cooper at LSU (9/18/1999) - 5 rec  
104, Sammie Coates at Texas A&M (10/19/2013) - 5 rec, 1 TD  
104, Emory Blake vs. Georgia (11/10/2012) - 6 rec  
104, Tyrone Goodson vs. Mississippi State (10/7/1995) - 5 rec  
104, Lawyer Tillman vs. Alabama (11/25/1988) - 3 rec  
104, Freddie Hyatt vs. Kentucky (10/7/1967) - 3 rec, 2 TD  
103, Courtney Taylor at Mississippi State (9/9/2006) - 9 rec  
103, Robert Baker vs. Army [Independence] (12/31/1996) - 5 rec  
103, Terry Beasley at Kentucky (10/3/1970) - 4 rec, 2 TD  
103, Doug Brasse at Clemson (10/10/1970) - 2 rec  
103, Terry Beasley vs. Kentucky (11/4/1969) - 4 rec, 2 TD  
102, Rodgeriqu Smith at Florida (9/29/2007) - 9 rec  
102, Sammie Coates at Arkansas (11/2/2013) - 3 rec, 1 TD  
102, Devin Aromashodu vs. Arkansas (10/16/2004) - 4 rec, 1 TD  
102, Jeff Gilligan at Kentucky (10/11/1975) - 2 rec, 1 TD  
102, Terry Beasley vs. Alabama (11/27/1971) - 8 rec, 1 TD  
102, Alvin Bresler vs. Ole Miss [Gator] (1/1/1971) - 4 rec, 1 TD  
101, Darvin Adams at Kentucky (10/9/2010) - 5 rec  
101, Emory Blake vs. Louisiana-Monroe (10/2/2010) - 2 rec, 1 TD  
101, Dick Schmalz at Georgia Tech (10/16/1971) - 7 rec, 1 TD  
100, Jeris McIntyre vs. Louisiana-Monroe (11/1/2003)- 4 rec, 1 TD  
100, Terry Beasley vs. Southern Miss (10/9/1971) - 11 rec, 1 TD  
100, Jimmy Laster vs. UT-Chattanooga (10/4/1958) - 2 rec, 2 TD

## 100-Yard Receiving Game Leaders

12- Terry Beasley (1969-71)	1- Deandre Green (2000-01)
9- Tyrone Goodson (1993-97)	1- Tim Carter (1998-01)
8- Darvin Adams (2008-10)	1- Andy Fuller (1992-95)
8- Emory Blake (2009-12)	1- Clifton Robinson (1997-99)
7- Sammie Coates (2012-14)	1- Dave Ridgeway (1950-51)
6- Karsten Bailey (1995-98)	1- Markeith Cooper (1996-99)
4- D'haquille Williams (2014)	1- Ricardo Louis (2013-14)
4-Courtney Taylor (2003-06)	1- Thomas Bailey (1991-94)
4- Ronney Daniels (1999)	1- Fred Baxter (1990-92)
4- Frank Sanders (1991-94)	1- Chris Woods (1980-83)
4- Alexander Wright (1986-89)	1- Byron Franklin (1977-80)
4- Lawyer Tillman (1985-88)	1- Chris Vacarella (1973-76)
3- Greg Taylor (1987-90)	1- Jeff Gilligan (1975)
3- Freddy Weygand (1984-88)	1- Dick Schmalz (1969-71)
3- Freddie Hyatt (1965-67)	1- Ben Obomanu (2002-05)
3- Ricardo Louis (2013-15)	1- Doug Brasse (1969-71)
2- Terrell Zachery (2007-10)	1- Mike Currier (1967-69)
2- Rodgeriqu Smith (2005-08)	1- Tim Christian (1966-68)
2- Devin Aromashodu (2002-05)	1- Jimmy Pettus (1958-60)
2- Jeris McIntyre (2000-03)	1- Jimmy Laster (1957-58)
2- Willie Gosha (1993-96)	1- Jimmy Phillips (1955-57)
2- Robert Baker (1995-96)	1- Lee Hayley (1951-52)
2- Alvin Bresler (1968-70)	1- Erk Russell (1946-49)
	1- Marcel Willis (1999-2002)

## Opponent 100-yard Receiving Games

287, Mike Evans, Texas A&M (10/19/2013) - 4 TD  
224, Amari Cooper, Alabama (11/29/2014) - 3 TD  
203, Charles Lee, UCF (11/06/1999) - 1 TD  
199, Julio Jones, Alabama (11/26/2010) - 1 TD  
192, Alshon Jeffery, South Carolina (9/25/2010) - 2 TD  
189, Justin McCareins, Northern Illinois (09/23/2000) - 1 TD  
187, David Bailey, Alabama (11/29/1969) - 1 TD  
186, Josh Reed, LSU (12/1/2001) - 1 TD  
182, Marty Booker, ULM (11/9/1996) - 1 TD

# Individual Game Highs

178, Amari Cooper, Alabama (11/30/2013) - 3 TD  
175, Hines Ward, Georgia (11/16/1996) - 1 TD  
175, Hason Graham, Georgia (11/13/1993) - 1 TD  
174, Willie Gault, Tennessee (9/25/1982) - 2 TD  
173, Brand Williams, Wisconsin (1/2/2006) - 1 TD  
172, Carl Pickens, Tennessee (9/28/1991) - 2 TD  
168, Stanley Washington, TCU (9/5/1981)  
167, Josh Reed, LSU (9/16/2000) - 2 TD  
167, Anthony Eubanks, Arkansas (10/25/1997) - 1 TD  
167, Wesley Chandler, Florida (10/30/1976) - 3 TD  
164, A.J. Green, Georgia (11/13/2010) - 2 TD  
164, Greg Childs, Arkansas (10/16/2010) - 2 TD  
163, Tim McGee, Tennessee (9/28/1985) - 1 TD  
161, Callen Hightower, Idaho (11/21/2015) - 1 TD  
161, Peerless Price, Tennessee (12/6/1997) - 2 TD  
160, Garrett Johnson, Kentucky (10/15/2015)  
159, Wayne Baumgardner, Wake Forest (10/27/1979)  
157, Eddie Brown, Miami (FL) (8/24/1984)  
157, Willie Jackson, Florida (11/2/1992) - 1 TD  
156, Ike Hilliard, Florida (10/19/1996) - 1 TD  
155, Sammy Watkins, Clemson (9/17/2011) - 2 TD  
154, Austin Franklin, New Mexico St (11/3/2012)  
154, Lee Jukes, North Carolina State (10/6/1979)  
153, Jerel Myers, LSU (9/18/1999)  
151, Terrence Edwards, Georgia (11/13/1999) - 2 TD  
149, Brian Brennan, Boston College (12/18/1982) - 1 TD  
148, Mardye McDole, Mississippi State (11/5/1977) - 1 TD  
147, Rashad Greene, Florida State (1/6/2014)  
146, Sammy Milner, Mississippi State (9/28/1968)  
144, Dorial Green-Beckham, Missouri (12/7/2013) - 2 TD  
143, Jessie Hester, Florida State (10/13/1984) - 1 TD  
141, Michael Johnson, Georgia (11/16/2002) - 1 TD  
140, Ryan Swope, Texas A&M (10/27/2012) - 2 TD  
139, Preston Brown, Tulane (10/21/2006)  
136, David Terrell, Michigan (1/1/2001) - 1 TD  
134, Malcolm Hartwig, Arizona (9/11/1976) - 1 TD  
133, Jeff Maehl, Oregon [BCS Championship] (1/10/2011)  
133, Andrew Brewer, Northwestern [Outback] (1/1/2010) - 2 TD  
132, Josh Barge, Jacksonville State (9/12/2015) - 1 TD  
129, Marvin Walker, North Texas State (11/7/1981)  
128, Reche Caldwell, Florida (10/13/2001) - 1 TD  
127, Pharoh Cooper, South Carolina (10/25/2014) - 2 TD  
127, Darrell Jackson, Florida (10/16/1999) - 1 TD  
126, Josh Morgan, Virginia Tech (1/3/2005) - 2 TD  
126, Damarcus Davis, Tulane (10/21/2006) - 1 TD  
126, Marcus Nash, Tennessee (12/6/1997) - 1 TD  
124, Terrence Edwards, Georgia (11/10/2001) - 1 TD  
123, Dwayne Dixon, Florida (10/29/1983) - 1 TD  
122, Donte Moncrief, Ole Miss (10/5/2013) - 2 TD  
122, Rafael Little, Kentucky (11/5/2005) - 1 TD  
122, Johnat Holland, Louisiana Tech (10/09/2004) - 1 TD  
121, Curry Sexton, Kansas State (9/18/2014)  
121, Charlie Green, Kansas State (9/16/1978) - 1 TD  
121, Ray Bellamy, Miami (Florida) (10/26/1968)  
120, Drake Dunsmore, Northwestern [Outback] (1/1/2010) - 1 TD  
120, Chauncey McGee, Mississippi State (10/05/1995) - 1 TD  
119, DeAndre Hopkins, Clemson (9/1/2012) - 1 TD  
119, Percy Harvin, Florida (9/29/2007)  
119, Ozzie Newsome, Alabama (11/26/1977) - 1 TD  
118, Trent Cowan, Idaho (11/21/2015)  
118, Malcome Kennedy, Texas A&M (11/8/2014) - 1 TD  
118, Evan Ingram, Ole Miss (11/1/2014) - 1 TD  
118, Jarvis Landry, LSU (9/21/2013) - 1 TD  
118, Shawn Nelson, Southern Miss (9/6/2008) - 2 TD  
118, Alvin Harper, Tennessee (9/29/1990) - 1 TD  
118, Phil Rogers, Clemson (10/14/1967) - 1 TD  
117, Malaefou MacKenzie, USC (9/2/2002)  
117, Shedrick Wilson, LSU (9/17/1995)  
116, Lamonde Russell, Alabama (12/2/1989)  
116, Glen Young, Mississippi State (10/24/1981) - 1 TD

115, Jock Sanders, West Virginia (9/19/2009) - 1 TD  
114, Laquon Treadwell, Ole Miss (10/31/2015) - 1 TD  
114, Cedric Jones, Duke (09/20/1980) - 3 TD  
113, Justin Jenkins, Mississippi (10/18/2003) - 1 TD  
113, Cory Peterson, Mississippi (9/25/1999) - 2 TD  
113, Bobby Ingram, Penn State (1/1/1996) - 2 TD  
113, Russell Davis, Maryland (11/05/1983) - 1 TD  
112, Cedrick Wilson, Tennessee (10/02/1999)  
112, Cris Collinsworth, Florida (11/01/1990)  
112, Stanley Morgan, Tennessee (9/25/1976) - 1 TD  
111, Fred Gibson, Georgia (11/10/2001) - 1 TD  
111, Larry Foster, LSU (9/19/1998) - 1 TD  
111, Jim Poole, Mississippi (1/2/1971)  
110, Kenny McKinley, South Carolina (9/28/2006) - 1 TD  
110, Taylor Jacobs, Florida (10/19/2002) - 1 TD  
110, Jabar Gaffney, Florida (10/13/2001) - 1 TD  
110, Bubba Sawyer, Alabama (11/29/1969)  
109, Amari Cooper, Alabama (11/24/2012) - 2 TD  
109, Williams, New Mexico State (9/22/2007) - 1 TD  
109, Terrell Grindle, Mississippi State (10/9/1999)  
109, Juan Daniels, Georgia (11/12/1994) - 1 TD  
109, Larry Seivers, Tennessee (9/27/1975) - 2 TD  
108, Muhammad Massaquoi, Georgia (11/12/2005) - 1 TD  
108, John Simon, Louisiana Tech (10/20/2001)  
108, James Armstrong, Mississippi (9/8/2001)  
108, Anthony Eubanks, Arkansas (10/28/1995) - 1 TD  
108, Jack Johnson, Florida (10/16/1993) - 2 TD  
108, Rod Bernstine, Texas A&M (1/1/1986)  
107, Terrence Wilkins, Virginia (9/4/1997) - 1 TD  
107, Corey Harris, Vanderbilt (10/12/1991)  
107, Greg Lester, Georgia Tech (10/17/1987)  
106, Vince Sanders, Ole Miss (11/1/2014)  
106, Rueben Randle, LSU (10/22/2011) - 2 TD  
106, Chris Collins, Mississippi (11/02/2002) - 3 TD  
106, Toderick Malone, Alabama (11/18/1995) - 2 TD  
106, Mike Quick, North Carolina State (10/6/1979) - 1 TD  
105, Shay Hodge, Ole Miss (10/31/2009)  
105, Jack Johnson, Florida (10/15/1994) - 2 TD  
104, Mike Williams, Southern California (8/30/2003) - 1 TD  
104, Brett Bech, LSU (9/17/1994) - 1 TD  
103, Laquon Treadwell, Ole Miss (11/1/2014) - 1 TD  
103, Kris Bard, Virginia [Chick-fil-A] (12/31/2011) - 2 TD  
103, Rossi Martin, Idaho (9/11/1999)  
103, Reggie Yarborough, Cal State Fullerton (9/8/1990) - 1 TD  
103, Jeff Graham, Ohio State (1/1/1990)  
103, Gerald Kiegly, LSU (10/14/1972) - 3 TD  
103, John Sias, Georgia Tech (10/19/1968)  
102, Mike Hicks, UT-Martin (11/8/2008) - 2 TD  
102, Leonard Pope, Georgia (11/12/2005) - 1 TD  
102, Germane Crowell, Virginia (9/4/1997) - 1 TD  
101, Ruben Gonzalez, Jacksonville State (9/12/2015)  
101, Nikita Stover, Alabama (11/18/2006) - 1 TD  
101, Devery Henderson, LSU (10/25/2003) - 2 TD  
101, Jabar Gaffney, Florida (10/14/2000) - 3 TD  
101, Ta'Boris Fisher, Mississippi (9/2/1995)  
101, Greg Payne, Alabama (11/25/1988) - 1 TD  
101, Hassan Jones, Florida State (10/13/1984) - 2 TD  
100, Keenan Burton, Kentucky (11/5/2005)  
100, James Jordan, Louisiana Tech (10/21/2000)  
100, Sean Cangelosi, Louisiana Tech (10/21/2000)  
100, Wayde Butler, Southwestern Louisiana (10/24/1992) - 2 TD  
100, Lewis, Mississippi State (11/9/1974) - 1 TD  
100, Jerry Levias, SMU (9/21/1968) - 1 TD

## Auburn's 100-yard Rushing Games

307, Curtis Kuykendall at Miami (11/24/1944) - 33 carries  
304, Tre Mason vs. Missouri (12/7/2013) - 46 carries, 4 TD  
290, Bo Jackson vs. SW Louisiana (9/7/1985) - 23 carries, 4 TD  
256, Bo Jackson vs. Alabama (12/3/1983) - 20 carries, 2 TD

# Individual Game Highs

- 250, Joe Cribbs vs. Georgia (11/18/1978) - 34 carries, 2 TD  
249, Rudi Johnson vs. Louisiana Tech (10/21/2000) - 33 carries, 4 TD  
246, Stephen Davis vs. Arkansas (10/29/1994) - 27 carries, 3 TD  
242, Bo Jackson at Georgia Tech (10/19/1985) - 32 carries, 1 TD  
240, Bo Jackson vs. Ole Miss (10/5/1985) - 38 carries, 2 TD  
226, James Brooks at Kansas State (9/16/1978) - 30 carries  
224, Ronnie Brown at Ole Miss (11/2/2002) - 33 carries, 3 TD  
222, Travis Tidwell vs. Furman (10/5/1946) - 18 carries  
221, Cameron Artis-Payne vs. Texas A&M (11/8/2014) - 30 carries, 2 TD  
219, Tommie Agee vs. Maryland (11/5/1983) - 24 carries, 2 TD  
219, Joe Cribbs vs. Vanderbilt (10/13/1979) - 14 carries, 3 TD  
218, Kenny Irons at LSU (10/22/2005) - 27 carries, 1 TD  
217, Cam Newton vs. LSU (10/23/2010) - 28 carries, 2 TD  
214, Nick Marshall at Tennessee (11/9/2013) - 14 carries, 2 TD  
214, Bobby Hunt vs. Mississippi State (11/7/1959) - 16 carries  
211, James Bostic vs. Arkansas (10/31/1992) - 32 carries, 2 TD  
210, James Brooks at LSU (10/11/1980) - 30 carries, 1 TD  
207, Brent Fullwood vs. Tennessee (9/27/1986) - 18 carries, 1 TD  
205, Bo Jackson vs. Southern Miss (9/14/1985) - 30 carries, 2 TD  
204, James Brooks vs. Richmond (10/4/1980) - 30 carries, 2 TD  
204, Carnell Williams vs. Alabama (11/22/2003) - 26 carries, 2 TD  
202, Carnell Williams vs. Syracuse (9/28/2002) - 40 carries, 2 TD  
200, James Brooks at Georgia (11/17/1979) - 13 carries, 2 TD  
198, Cam Newton at Kentucky (10/9/2010) - 28 carries, 4 TD  
195, Tre Mason vs. Florida State (1/6/2013) - 34 carries, 1 TD  
196, Bo Jackson vs. Florida (10/29/83) - 16 carries, 2 TD  
188, Cam Newton vs. Arkansas (10/16/2010) - 25 carries, 3 TD  
186, Stephen Davis vs. Georgia (11/12/1994) - 32 carries, 2 TD  
185, Carnell Williams vs. Tennessee (10/4/2003) - 36 carries, 1 TD  
184, Ben Tate at Arkansas (10/10/2009) - 22 carries, 2 TD  
184, Ronnie Brown vs. Penn State (1/1/2003) - 37 carries [Capital One], 2 TD  
183, Kenny Irons vs. Washington State (9/2/2006) - 20 carries, 1 TD  
183, James Bostic at Georgia (11/13/1993) - 19 carries, 3 TD  
183, Brent Fullwood vs. Ga. Tech (10/18/1986) - 21 carries, 1 TD  
182, Kenny Irons at Arkansas (10/15/2005) - 33 carries  
182, Brandon Jacobs vs. Mississippi State (10/18/2003) - 31 carries  
181, Tre Mason vs. Alabama A&M (11/17/2012) - 12 carries, 2 TD  
180, Michael Dyer at Ole Miss (10/30/2010) - 21 carries, 1 TD  
179, Kenny Irons at Georgia (11/12/2005) - 37 carries, 2 TD  
179, Brent Fullwood at Mississippi State (10/25/1986) - 16 carries, 3 TD  
178, Tre Mason at Texas A&M (10/19/2013) - 27 carries, 1 TD  
178, Fob James vs. UT-Chattanooga (9/24/1955) - 14 carries  
177, Cameron Artis-Payne vs. Arkansas (8/30/2014) - 26 carries, 1 TD  
177, Michael Dyer vs. Ole Miss (10/29/2011) - 27 carries  
177, Carnell Williams at Arkansas (10/27/2001) - 19 carries, 1 TD  
177, Mitzi Jackson vs. Memphis (9/13/1975) - 21 carries, 2 TD  
176, Cam Newton vs. South Carolina (9/25/2010) - 25 carries, 3 TD  
176, Bo Jackson vs. Florida State (10/12/1985) - 30 carries, 2 TD  
175, James Brooks at Georgia Tech (10/20/1979) - 20 carries, 1 TD  
174, Rudi Johnson vs. Wyoming (8/31/2000) - 27 carries, 3 TD  
173, Brent Fullwood vs. Louisiana-Lafayette (9/7/1985) - 11 carries, 1 TD  
172, James Joseph vs. Miss. State (10/28/1989) - 35 carries, 1 TD  
172, Stacy Danley vs. Georgia (11/12/1988) - 38 carries  
172, Lionel James vs. Southern Miss (9/10/1983) - 16 carries, 1 TD  
171, Michael Dyer vs. Ole Miss (10/29/2011) - 27 carries, 1 TD  
171, Cam Newton vs. Arkansas State (9/4/2010) - 15 carries, 2 TD  
170, Carnell Williams vs. Vanderbilt (9/14/2002) - 20 carries, 2 TD  
169, Bo Jackson vs. Mississippi State (10/26/1985) - 28 carries, 2 TD  
168, Tre Mason at Arkansas (11/2/2013) - 32 carries, 4 TD  
167, Cameron Artis-Payne vs. South Carolina (10/25/2014) - 25 carries, 1 TD  
167, Carnell Williams at Georgia (11/10/2001) - 41 carries, 2 TD  
167, Wallace Clark at Kentucky (10/3/1970) - 13 carries  
166, Brent Fullwood at Florida (11/1/1986) - 27 carries, 1 TD  
166, Joe Cribbs at Georgia (11/17/1979) - 27 carries, 2 TD  
165, Rudi Johnson at Ole Miss (9/9/2000) - 29 carries, 2 TD  
164, Tre Mason vs. Alabama (11/30/2013) - 1 TD  
164, Joe Childress vs. Miami (11/6/1954) - 29 carries  
163, Ronnie Brown at Florida (10/19/2002) - 22 carries, 2 TD  
163, James Brooks at Florida (11/1/1980) - 33 carries  
162, Tristan Davis at Kentucky (11/5/2005) - 8 carries, 1 TD  
162, Stephen Davis vs. Mississippi State (10/7/1995) - 20 carries  
162, Tom Bryan at Georgia (11/13/1965) - 19 carries  
161, Carnell Williams vs. Mississippi State (10/18/2003) - 15 carries, 6 TD  
160, Casinious Moore vs. Mississippi State (10/6/2001) - 20 carries, 1 TD  
160, Phil Gargis vs. Georgia (11/16/1974) - 24 carries, 1 TD  
159, Jovon Robinson at Texas A&M (11/7/2015) -- 27 carries, 1 TD  
159, James Brooks vs. Mississippi State (10/25/1980) - 29 carries, 1 TD  
159, Joe Cribbs at Mississippi State (11/11/1978) - 36 carries  
158, Kodi Burns vs. UT-Martin (11/8/2008) - 13 carries, 2 TD  
158, Stephen Davis at Ole Miss (9/3/1994) - 33 carries, 1 TD  
157, Michael Dyer vs. Samford (11/19/2011) - 30 carries, 1 TD  
157, Ben Tate vs. Mississippi State (9/12/2009) - 20 carries, 1 TD  
157, Stacy Danley vs. Alabama (11/27/1987) - 26 carries  
156, Ben Tate vs. Tulane (10/21/2006) - 26 carries, 1 TD  
156, James Brooks vs. Tennessee (9/30/1978) - 17 carries  
155, George Peoples vs. Alabama (11/28/1981) - 26 carries, 1 TD  
154, Jimmy Sidle vs. Florida (11/2/1963) - 18 carries  
153, Brent Fullwood vs. East Carolina (11/9/1985) - 14 carries, 3 TD  
152, Tre Mason vs. New Mexico State (11/3/2012) - 22 carries, 1 TD  
152, Rudi Johnson vs. Georgia (11/11/2000) - 34 carries  
152, Stephen Davis at Georgia (11/11/1995) - 28 carries, 2 TD  
152, Terry Henley vs. UT-Chattanooga (9/23/1972) - 22 carries, 2 TD  
151, Michael Dyer at Clemson (9/17/2011) - 16 carries, 2 TD  
151, Cam Newton vs. Georgia (11/13/2010) - 30 carries, 2 TD  
150, Michael Dyer vs. Mississippi State (9/10/2011) - 18 carries, 2 TD  
150, Carnell Williams at Arkansas (10/11/2003) - 35 carries, 1 TD  
150, Joe Cribbs vs. Wake Forest (10/28/1978) - 27 carries, 3 TD  
150, Terry Henley vs. Ole Miss (10/7/1972) - 33 carries  
149, Carnell Williams vs. Kentucky (10/23/2004) - 17 carries, 2 TD  
149, Stephen Davis vs. Florida (10/14/1995) - 23 carries, 1 TD  
149, James Joseph vs. Southern Miss (9/16/1989) - 23 carries  
149, Chris Linderman vs. Georgia (11/18/1972) - 28 carries, 1 TD  
148, Oterio McCalebb vs. Louisiana Tech (9/5/2009) - 22 carries, 1 TD  
147, Peyton Barber vs. San Jose State (10/3/2015) - 28 carries, 5 TD  
147, Kenny Irons vs. Ball State (9/17/2005) - 11 carries, 2 TD  
147, Ronnie Brown at Mississippi State (9/11/2004) - 15 carries  
147, James Bostic vs. Alabama (11/20/1993) - 19 carries, 1 TD  
147, Joe Cribbs at Vanderbilt (10/14/1978) - 21 carries, 5 TD  
146, Corey Grant vs. Washington State (8/31/2013) - 9 carries, 1 TD  
145, Brent Fullwood vs. Alabama (11/29/1986) - 21 carries, 2 TD  
145, Brent Fullwood at Vanderbilt (10/11/1986) - 7 carries, 1 TD  
144, Ben Tate vs. Ole Miss (10/31/2009) - 25 carries, 1 TD  
144, Joe Cribbs vs. Georgia Tech (10/21/1978) - 20 carries  
143, Michael Dyer vs. Oregon [BCS Championship] (1/10/2011) - 22 carries  
143, William Andrews at Memphis State (10/9/1976) - 20 carries, 1 TD  
142, Bo Jackson vs. Alabama (11/30/1985) - 31 carries, 2 TD  
142, William Andrews at Georgia (11/12/1977) - 25 carries, 2 TD  
141, Michael Dyer at South Carolina (10/1/2011) - 41 carries, 1 TD  
141, James Bostic vs. Louisiana-Lafayette (10/24/1992) - 30 carries  
140, Nick Marshall vs. Ole Miss (10/5/2013) - 14 carries, 2 TD  
140, James Bostic vs. Mississippi State (10/9/1993) - 20 carries  
139, Rudi Johnson vs. LSU (9/16/2000) - 36 carries, 1  
139, Terry Henley vs. Florida (10/30/1971) - 12 carries, 1 TD  
138, Cameron Artis-Payne at Ole Miss (11/1/2014) - 27 carries, 1 TD  
138, James Bostic vs. Ole Miss (9/2/1993) - 28 carries, 1 TD  
138, Lionel James at Mississippi State (10/23/1982) - 20 carries, 1 TD  
137, Peyton Barber vs. Mississippi State (9/26/2015) - 27 carries  
136, Terry Henley vs. Mississippi State (9/9/1972) - 32 carries, 1 TD  
134, Brent Fullwood vs. Tennessee (9/29/1984) - 20 carries  
134, James Brooks vs. Georgia Tech (10/18/1980) - 31 carries, 1 TD  
134, James Brooks vs. Vanderbilt (10/13/1979) - 11 carries, 2 TD  
133, Cameron Artis-Payne vs. Western Carolina (10/12/2013) - 7 carries, 1 TD  
133, Rudi Johnson at Florida (10/14/2000) - 22 carries  
133, Joe Cribbs vs. Alabama (11/26/1977) - 15 carries, 1 TD  
133, Tommy Traylor vs. Mississippi State (11/7/1970) - 9 carries, 2 TD  
132, Tre Mason at LSU (9/21/2013) - 26 carries, 2 TD  
132, Ben Tate vs. Kentucky (10/17/2009) - 31 carries, 1 TD  
131, Stacy Danley at Florida (10/29/1988) - 29 carries, 1 TD  
130, Rudi Johnson at Alabama (11/18/2000) - 37 carries  
130, Stacy Danley vs. Alabama (12/2/1989) - 28 carries



# Individual Game Highs

130, James Brooks vs. Mississippi State (11/10/1979) - 12 carries, 2 TD  
129, Cameron Artis-Payne vs. Samford (11/22/2014) - 24 carries, 1 TD  
129, Lionel James vs. Tennessee (9/25/1982) - 14 carries, 2 TD  
129, Phil Gargis vs. Florida State (10/23/1976) - 14 carries, 4 TD  
128, Onterio McCalebb vs. ULM (9/15/2012) - 11 carries, 1 TD  
128, Ben Tate at Tennessee (10/3/2009) - 25 carries, 1 TD  
128, Rudi Johnson vs. Vanderbilt (9/30/2000) - 19 carries  
128, Darrell Williams at Georgia (11/18/1989) - 26 carries, 1 TD  
126, Jovon Robinson vs. Memphis (12/30/2015) - 27 carries, 1 TD  
126, Cameron Artis-Payne vs. Wisconsin (1/1/2015, Outback) - 26 carries, 2 TD  
126, Cameron Artis-Payne vs. LSU (10/4/2014) - 24 carries  
126, Tre Smith at Alabama (11/23/2002) - 25 carries  
126, James Joseph vs. Mississippi State (10/22/1988) - 17 carries, 1 TD  
125, Peyton Barber vs. Jacksonville State (9/12/2015) - 23 carries, 1 TD  
124, Ronnie Brown vs. Georgia (11/16/2002) - 25 carries, 1 TD  
123, Bo Jackson at Georgia Tech (10/15/1983) - 18 carries, 1 TD  
123, Bo Jackson vs. Florida State (10/1/1983) - 15 carries  
123, Bo Jackson vs. Wake Forest (9/11/1982) - 10 carries, 2 TD  
122, Carnell Williams at Mississippi State (9/11/2004) - 19 carries, 2 TD  
122, Stephen Davis vs. Samford (9/11/1993) - 18 carries, 2 TD  
122, Bob Bradley vs. Florida State (10/23/1976) - 21 carries  
121, Bo Jackson at Georgia (11/16/1985) - 19 carries, 2 TD  
121, Joe Cribbs vs. Arizona (9/10/1977) - 17 carries, 1 TD  
121, Kenny Burks at Tennessee (9/27/1975) - 25 carries, 2 TD  
121, Wallace Clark at Georgia Tech (10/18/1969) - 21 carries, 1 TD  
120, Peyton Barber at Arkansas (10/24/2015) - 37 carries, 4 TD  
120, Stephen Davis vs. East Tenn. St (9/24/1994) - 16 carries, 2 TD  
120, Brent Fullwood vs. Cincinnati (11/8/1986) - 11 carries  
120, James Brooks at Tennessee (9/29/1979) - 15 carries, 1 TD  
119, Nick Marshall vs. LSU (10/4/2014) - 16 carries, 2 TD  
119, Stephen Davis vs. Penn State (1/1/1996) - 12 carries  
119, James Joseph vs. Ole Miss (9/15/1990) - 22 carries, 1 TD  
119, Chester O'Neal vs. Wake Forest (9/19/1981) - 14 carries, 1 TD  
119, Phil Gargis at Georgia (11/15/1975) - 29 carries  
119, Mitzi Jackson vs. Georgia Tech (10/19/1974) - 20 carries  
118, Bo Jackson vs. Alabama (12/1/1984) - 22 carries, 1 TD  
118, Bo Jackson at Georgia (11/12/1983) - 18 carries  
118, Lionel James vs. Wake Forest (9/11/1982) - 10 carries, 1 TD  
118, Joe Cribbs vs. Alabama (12/2/1978) - 32 carries, 2 TD  
117, Tre Mason at Tennessee (11/9/2013) - 20 carries, 3 TD  
117, Ben Tate vs. Louisiana Tech (9/5/2009) - 20 carries  
117, Kenny Irons at South Carolina (9/28/2006) - 24 carries, 2 TD  
117, Stacy Danley vs. LSU (10/14/1989) - 27 carries, 1 TD  
117, Secdrick McIntyre vs. Mississippi State (11/10/1973) - 20 carries, 3 TD  
117, Wallace Clark vs. Alabama (11/29/1969) - 24 carries, 3 TD  
116, Cameron Artis-Payne vs. Louisiana Tech (9/27/2014) - 22 carries, 1 TD  
116, James Bostic vs. Southern Miss. (9/25/1993) - 25 carries, 3 TD  
115, Peyton Barber vs. Louisville (9/5/2015) - 24 carries  
115, Tre Mason vs. Georgia (11/16/2013) - 27 carries, 1 TD  
115, Ben Tate vs. Louisiana-Monroe (8/30/2008) - 13 carries  
115, Fred Smith at Vanderbilt (10/12/1991) - 8 carries, 1 TD  
115, Tommie Agee vs. Georgia (11/17/1984) - 9 carries  
115, Lionel James vs. Maryland (11/5/1983) - 14 carries  
115, George Peoples at Texas Christian (9/13/1980) - 28 carries  
115, Mickey Zofko vs. Kentucky (10/4/1969) - 12 carries, 1 TD  
114, Onterio McCalebb vs. Mississippi State (9/12/2009) - 16 carries, 1 TD  
114, Ben Tate, Ben vs. Buffalo (9/23/2006) - 7 carries, 2 TD  
114, Rudi Johnson vs. Arkansas (10/28/2000) - 29 carries, 1 TD  
114, James Joseph vs. Western Carolina (10/4/1986) - 14 carries, 2 TD  
114, Bo Jackson vs. Alabama (11/27/1982) - 17 carries, 1 TD  
114, Bo Jackson vs. Rutgers (11/6/1982) - 15 carries, 1 TD  
113, Onterio McCalebb vs. New Mexico State (11/3/2012) - 8 carries, 2 TD  
113, Carnell Williams vs. Louisiana-Monroe (11/1/2003) - 7 carries, 2 TD  
113, Stephen Davis at Florida (10/15/1994) - 20 carries  
113, Charles Thomas vs. North Carolina State (10/6/1979) - 8 carries, 2 TD  
112, Cameron Artis-Payne vs. San Jose' State (9/6/2014) - 16 car, 3 TD  
112, Michael Dyer at Arkansas (10/8/2011) - 21 carries, 1 TD  
112, Fred Beasley at Ole Miss (9/14/1996) - 18 carries, 2 TD  
112, James Brooks at Tennessee (9/24/1977) - 12 carries  
112, Secdrick McIntyre vs. Georgia (11/16/1974) - 19 carries, 1 TD

112, Mitzi Jackson vs. Houston (10/27/1973) - 21 carries  
111, Ben Tate vs. New Mexico State (9/22/2007) - 21 carries, 1 TD  
111, Kenny Irons vs. Western Kentucky (9/24/2005) - 18 carries, 1 TD  
111, Stephen Davis vs. Northeast La. (11/4/1995) - 12 carries, 2 TD  
111, Lionel James vs. Georgia (11/13/1982) - 8 carries, 1 TD  
111, Bo Jackson vs. Kentucky (10/9/1982) - 18 carries  
111, Joe Cribbs at Florida (11/4/1978) - 30 carries  
111, Tom Bryan vs. Ole Miss (12/18/1965) - 19 carries, 1 TD  
110, Rudi Johnson vs. No. Illinois (9/23/2000) - 23 carries, 1 TD  
110, James Bostic at LSU (9/18/1993) - 13 carries, 1 TD  
110, James Joseph vs. Kentucky (9/10/1988) - 17 carries, 2 TD  
110, Bo Jackson vs. Tennessee (9/25/1982) - 17 carries, 1 TD  
109, Onterio McCalebb vs. Virginia [Chick-fil-A] - 10 carries, 1 TD  
109, Ronnie Brown vs. Louisiana Tech (10/9/2004) - 10 carries, 1 TD  
109, Markeith Cooper vs. Fresno State (9/7/1996) - 8 carries, 1 TD  
109, James Bostic at Florida (10/17/1992) - 22 carries  
109, Chester O'Neal at Tennessee (9/26/1981) - 21 carries  
109, William Andrews vs. Georgia (11/18/1978) - 15 carries  
108, Ben Tate vs. Northwestern [Outback] (1/1/2010) - 20 carries, 2 TD  
108, Ben Tate at Vanderbilt (10/4/2008) - 27 carries  
108, James Burson at Tennessee (9/30/1961)  
106, Tre Mason vs. Clemson (9/1/2012) - 14 carries  
106, Kenny Irons at Ole Miss (10/28/2006) - 23 carries  
106, Carnell Williams at Mississippi State (9/19/2002) - 28 carries, 2 TD  
106, Darell Williams vs. Louisiana Tech (11/11/89) - 17 carries, 2 TD  
106, Harry Mose vs. Mississippi State (10/24/1987) - 16 carries, 1 TD  
105, Nick Marshall vs. Louisiana Tech (9/27/2014) - 13 carries  
105, Bo Jackson vs. Maryland (10/5/1983) - 18 carries, 1 TD  
105, Terry Henley vs. Florida State (10/28/1972) - 27 carries, 3 TD  
104, Onterio McCalebb vs. Alabama A&M (11/17/2012) - 15 carries, 2 TD  
104, Stephen Davis at Mississippi State (10/8/1994) - 20 carries, 2 TD  
104, James Bostic vs. New Mexico State (11/6/1993) - 11 carries  
104, Joe Cribbs vs. North Carolina State (10/6/1979) - 19 carries, 3 TD  
104, William Andrews vs. Florida (10/29/1977) - 14 carries  
104, Tommy Lowry vs. Wake Forest (9/20/1969) - 8 carries, 1 TD  
103, Nick Marshall vs. San Jose' State (9/6/2014) - 11 car, 1 TD  
103, Mario Fannin vs. New Mexico State (9/22/2007) - 15 carries, 3 TD  
103, Kenny Irons vs. Alabama (11/19/2005) - 28 carries, 1 TD  
103, Kenny Irons at Kentucky (11/5/2005) - 23 carries, 3 TD  
103, Carnell Williams vs. Louisiana-Monroe 9/4/2004) - 23 carries  
103, Carnell Williams vs. Ole Miss (11/8/2003) - 20 carries, 1 TD  
103, Brandon Jacobs vs. Western Kentucky (9/27/2003) - 10 carries, 1 TD  
103, Bo Jackson at Texas (9/15/1984) - 14 carries, 1 TD  
103, Tommy Lowry at Georgia Tech (10/16/1971) - 12 carries, 1 TD  
102, Ricardo Louis vs. South Carolina (10/25/2014) - 3 carries, 1 TD  
102, Cameron Artis-Payne vs. Arkansas State (9/7/2013) - 19 carries, 1 TD  
102, Montray Carter vs. Alabama (11/21/1998) - 22 carries  
102, Stacy Danley vs. Southern Miss (9/16/1989) - 21 carries, 1 TD  
102, Brent Fullwood, vs. Cincinnati (11/10/1984) - 5 carries, 1 TD  
101, Nick Marshall vs. Missouri (12/7/2013) - 16 carries, 1 TD  
101, Kenny Irons vs. Ole Miss (10/29/2005) - 32 carries, 1 TD  
101, Carnell Williams vs. Georgia (11/13/2004) - 19 carries, 1 TD  
101, Ronnie Brown vs. Arkansas (10/16/2004) - 15 carries, 1 TD  
101, Joe Frazier at Georgia (11/16/1991) - 13 carries, 1 TD  
101, Lionel James vs. Boston College (12/18/1982) - 17 carries  
101, Harry Unger vs. UT Chattanooga (9/23/1972) - 23 carries  
101, Tommy Lowry vs. Florida (10/30/1971) - 17 carries  
101, Mickey Zofko at Georgia (11/15/1969) - 25 carries, 1 TD  
100, Nick Marshall at Mississippi State (10/11/2014) - 17 carries  
100, Tre Mason vs. Western Carolina (10/12/2013) - 6 carries, 2 TD  
100, Nick Marshall at Texas A&M (10/19/2013) - 20 carries, 2 TD  
100, Michael Dyer vs. LSU (10/23/2010) - 15 carries  
100, Michael Dyer vs. South Carolina (9/25/2010) - 23 carries  
100, Carnell Williams vs. Tennessee (12/4/2004) - 19 carries, 1 TD  
100, Ronnie Brown at Ole Miss (10/30/2004) - 16 carries, 1 TD  
100, Eric Hines-Tucker vs. ULM (11/4/1995) - 13 carries, 1 TD  
100, James Brooks at TCU (9/13/1980) - 18 carries  
100, Joe Cribbs vs. North Carolina State (10/8/1977) - 14 carries, 1 TD  
100, Mitzi Jackson vs. Virginia Tech (10/4/1975) - 13 carries  
100, Phil Gargis vs. Louisville (9/14/1974) - 11 carries, 2 TD

# Individual Game Highs

## 100-Yard Rushing Game Leaders

21- Bo Jackson (1982-85)  
16- Carnell Williams (2001-04)  
13- James Brooks (1977-80)  
13- Joe Cribbs (1976-79)  
12- Tre Mason (2011-13)  
12- Ben Tate (2006-09)  
12- Stephen Davis (1993-95)  
12- Brent Fullwood (1983-86)  
11- Kenny Irons (2005-06)  
11- Cameron Artis-Payne (2013-14)  
10- Michael Dyer (2010-11)  
10- Rudi Johnson (2000)  
10- James Bostic (1991-93)  
8- Nick Marshall (2013-14)  
8- Ronnie Brown (2000-04)  
7- James Joseph (1986-90)  
6 - Onterio McCalebb (2009-12)  
6- Cam Newton (2010)  
6- Stacy Danley (1987-89)  
6- Lionel James (1980-83)  
5 - Peyton Barber (2014-15)  
5- Terry Henley (1970-72)  
5- Jimmy Sidle (1962-64)  
5- Fob James (1952-55)  
4- William Andrews (1976-78)  
4- Phil Gargis (1974-76)  
4- Mitzi Jackson (1973-75)

## Auburn's 100-yard Rushing, 1st Half (since 1980)

206, Bo Jackson vs. Southwest Louisiana (9/7/1985)—10 carries, 3 TD  
195, Tre Mason vs. Missouri (12/7/2013) - 23 carries, 2 TD  
170, Bo Jackson vs. Ole Miss (10/5/1985)—23 carries, 1 TD  
165, Tre Mason vs. Alabama A&M (11/17/2012) - 9 carries, 2 TD  
164, Nick Marshall at Tennessee (11/9/2013) - 8 carries, 2 TD  
154, Carnell Williams vs. Mississippi State (10/18/2003)—13 carries, 5 TD  
154, Brent Fullwood at Mississippi State (10/25/1986)—13 carries, 2 TD  
152, Ronnie Brown at Ole Miss (11/2/2002)—16 carries, 2 TD  
152, James Bostic vs. Arkansas (10/31/1992)—15 carries, 1 TD  
147, Kenny Irons vs. Ball State (9/17/2005)—11 carries, 2 TD  
147, Cam Newton vs. Arkansas State (9/4/2010)—9 carries, 2 TD  
142, Cam Newton vs. Arkansas (10/16/2010)—13 carries, 1 TD  
139, Bo Jackson vs. Alabama (12/3/1983)—8 carries, 1 TD  
132, Cam Newton at Kentucky (10/9/2010)—13 carries, 4 TD  
128, Lionel James vs. Southern Miss (9/10/1983)—7 carries, 1 TD  
125, Kenny Irons at Georgia (11/12/2005)—19 carries, 2 TD  
124, Carnell Williams at Arkansas (10/11/2003)—20 carries, 1 TD  
120, Casinius Moore vs. Mississippi State (10/6/2001)—10 carries, 1 TD  
119, Peyton Barber vs. San Jose' State (10/3/2015) -- 11 carries, 2 TD  
113, Carnell Williams vs. ULM (11/1/2003)—7 carries, 2 TD  
110, Stacy Danley vs. Georgia (11/12/1988)—20 carries, 0 TD  
110, James Brooks vs. Richmond (10/4/1980)—23 carries, 2 TD  
109, Tommie Agee vs. Georgia (11/17/1984)—6 carries, 0 TD  
108, Kenny Irons vs. Western Kentucky (9/24/2005)—16 carries, 1 TD  
107, Jovon Robinson at Texas A&M (11/7/2015) -- 15 carries, 1 TD  
107, Bo Jackson vs. Southern Miss (9/14/1985)—14 carries, 1 TD  
106, Cameron Artis-Payne vs. San Jose' State (9/6/2014) - 15 carries, 3 TD  
106, James Brooks at LSU (10/11/1980)—17 carries, 0 TD  
103, Kenny Irons at Kentucky (11/5/2005)—23 carries, 3 TD  
103, Ronnie Brown vs. Georgia (11/16/2002)—15 carries, 1 TD  
103, Bo Jackson at Georgia (11/16/1985)—10 carries, 1 TD  
101, Cameron Artis-Payne vs. Texas A&M (11/8/2014) - 17 carries, 2 TD  
101, Tre Mason vs. Alabama (11/30/2013) - 15 carries, 1 TD  
101, Rudi Johnson vs. Louisiana Tech (10/21/2000)—19 carries, 2 TD  
100, Tre Mason vs. Western Carolina (10/12/2013) - 6 carries, 2 TD

## Auburn's 100-yard Rushing, 2nd Half (since 1980)

189, Stephen Davis vs. Arkansas (10/29/1994)—17 carries, 3 TD  
164, Kenny Irons at LSU (10/22/2005)—12 carries, 1 TD  
162, Tristan Davis at Kentucky (11/5/2005)—8 carries, 1 TD  
159, Brent Fullwood vs. Tennessee (9/27/1986)—12 carries, 1 TD  
158, Ben Tate at Arkansas (10/10/2009)—13 carries, 2 TD  
155, Bo Jackson at Georgia Tech (10/19/1985)—18 carries, 1 TD  
148, Rudi Johnson vs. Louisiana Tech (10/21/2000)—14 carries, 2 TD  
144, Ben Tate vs. Tulane (10/21/2006)—22 carries, 1 TD  
140, Michael Dyer at Ole Miss (10/30/2010)—15 carries, 1 TD  
139, Cam Newton vs. LSU (10/23/2010)—16 carries, 1 TD  
134, Kodi Burns vs. UT Martin (11/8/2008) -7 carries, 2 TD  
132, Tre Mason at Texas A&M (10/19/2013) - 15 carries, 1 TD  
129, Rudi Johnson vs. Georgia (11/11/2000)—22 carries, 0 TD  
129, Stacy Danley vs. Alabama (11/27/1987)—17 carries, 0 TD  
127, Ronnie Brown vs. Mississippi State (9/11/2004)—10 carries, 0 TD  
127, Carnell Williams at Arkansas (10/27/2001)—11 carries, 1 TD  
127, James Bostic vs. Alabama (11/20/1993)—13 carries, 1 TD  
126, Kenny Irons at Arkansas (10/15/2005)—23 carries, 0 TD  
124, Bo Jackson vs. Florida (10/29/1983)—8 carries, 1 TD  
123, Tommie Agee vs. Maryland (11/5/1983)—15 carries, 1 TD  
122, Cameron Artis-Payne vs. Arkansas (8/30/2014) - 12 carries, 0 TD  
120, Cameron Artis-Payne vs. Texas A&M (11/8/2014) - 13 carries  
119, Ronnie Brown vs. Penn State (1/1/2003)—23 carries, 2 TD  
117, Rudi Johnson vs. Wyoming (8/31/2000)—11 carries, 0 TD  
117, Bo Jackson vs. Alabama (12/3/1983)—12 carries, 1 TD  
115, Ben Tate vs. Mississippi State (9/12/2009)—14 carries, 1 TD  
114, Ben Tate vs. Buffalo (9/23/2006)—7 carries, 2 TD  
113, Kenny Irons vs. Washington State (9/2/2006)—9 carries, 1 TD  
112, Carnell Williams vs. Alabama (11/22/2003)—17 carries, 1 TD  
112, Stephen Davis at Georgia (11/11/1995)—17 carries, 0 TD  
111, Cameron Artis-Payne vs. Western Carolina (10/12/2013) - 4 carries, 1 TD  
109, Tre Mason vs. Missouri (12/7/2013) - 23 carries, 2 TD  
109, Markeith Cooper vs. Fresno State (9/7/1996)—8 carries, 1 TD  
109, Stephen Davis vs. Florida (10/14/1995)—11 carries, 1 TD  
109, James Bostic at Georgia (11/13/1993)—11 carries, 1 TD  
108, Tre Mason vs. New Mexico State (11/3/2012) - 10 carries, 1 TD  
108, Onterio McCalebb vs. Louisiana Tech (9/5/2009)—16 carries, 1 TD  
107, Ronnie Brown at Florida (10/19/2002)—17 carries, 1 TD  
105, Stephen Davis vs. Georgia (11/12/1994)—18 carries, 1 TD  
104, James Brooks at LSU (10/11/1980)—18 carries, 1 TD  
102, James Joseph vs. Mississippi State (10/28/1989)—21 carries, 1 TD  
100, Ben Tate vs. Ole Miss (10/31/2009)—14 carries, 1 TD

\*\* Missing 1981 Tennessee, 1982 Mississippi State, 1982 Georgia and 1983 Georgia Tech

## Opponent 100-yard Rushing Games

271, Derrick Henry, Alabama (11/28/2015) - 1 TD  
251, Melvin Gordon, Wisconsin (1/1/2015, Outback) - 3 TD  
241, Fred Talley, Arkansas (10/12/2002) - 1 TD  
233, Bobby Marlow, Alabama (12/1/1951) - 3 TD  
232, Cecil Collins, LSU (9/20/1997) - 2 TD  
231, Andre Ellington, Clemson (9/1/2012)  
228, Leonard Fournette, LSU (9/19/2015) - 3 TD  
225, Reggie Cobb, Tennessee (9/30/1989) - 1 TD  
221, Johnny Musso, Alabama (11/28/1970) - 1 TD  
213, Brian Calhoun, Wisconsin (1/2/2006) - 1 TD  
207, Noel Devine, West Virginia (10/23/2008) - 1 TD  
204, Bobby Humphrey, Alabama (11/29/1986)  
203, Trent Richardson, Alabama (11/26/2011)  
203, Kevin McLee, Georgia (11/13/1976) - 1 TD  
199, Santonio Beard, Alabama (11/17/2001) - 2 TD  
196, Errict Rhett, Florida (10/16/1993) - 1 TD  
192, Gene Jelks, Alabama (11/30/1985) - 2 TD  
186, Dexter McCluster, Ole Miss (10/30/2009) - 1 TD  
186, Madre Hill, Arkansas (10/28/1995) - 1 TD  
184, Jeremy Hill, LSU (9/21/2013) - 3 TD  
182, Gerald Riggs, Tennessee [SEC] (12/4/2004) - 2 TD  
177, Herschel Walker, Georgia (11/13/1982) - 2 TD

# Individual Game Highs

177, Larry Gressette, Clemson (11/24/1951) - 1 TD  
176, Michael Smith, Arkansas (10/11/2008) - 1 TD  
173, Lew Thomas, Vanderbilt (9/29/2001) - 2 TD  
170, Larry Key, Florida State (10/22/1977) - 2 TD  
169, Earnest Graham, Florida (12/2/2000)  
169, Zac Stacy, Vanderbilt (10/20/2012) - 1 TD  
168, Bobby North, Georgia Tech (10/15/1949) - 1 TD  
167, Johnny Musso, Alabama (11/27/1971) - 2 TD  
165, Herschel Walker, Georgia (11/14/1981) - 1 TD  
164, Moe Williamson, Kentucky (9/30/1995) - 2 TD  
164, Sherman Williams, Alabama (11/19/1994) - 1 TD  
163, Andy Johnson, Georgia (11/13/1971) - 1 TD  
163, Fred Cone, Clemson (11/25/1950) - 3 TD  
161, Fred Talley, Arkansas (10/28/2000) - 1 TD  
160, Tyler Ervin, San Jose' State (10/3/2015) - 1 TD  
158, Al Pollard, Georgia (11/13/1976) - 2 TD  
157, Torin Kirtsey, Georgia (11/11/1995) - 2 TD  
153, Reggie Taylor, Cincinnati (11/8/1986) - 1 TD  
149, Jimmy DuBose, Florida (11/1/1975) - 1 TD  
149, James Stewart, Tennessee (9/28/1991)  
148, Frank Mordica, Vanderbilt (10/14/1978)  
147, James McDougald, Wake Forest (10/27/1979) - 4 TD  
145, Michael Smith, Arkansas (10/10/2009) - 1 TD  
145, Darren McFadden, Arkansas (10/7/2006) - 1 TD  
144, Nick Chubb, Georgia (11/15/2014) - 2 TD  
144, T.J. Yeldon, Alabama (11/30/2013) - 1 TD  
144, Glen Coffee, Alabama (11/29/2008) - 1 TD  
143, Jimmy DuBose, Florida (11/2/1974)  
142, Kerry Goode, Alabama (12/3/1983)  
142, Junior Smith, East Carolina (11/5/1994) - 1 TD  
142, James Mungro, Syracuse (9/22/2001) - 3 TD  
142, Errict Rhett, Florida (11/03/1990) - 2 TD  
142, Curt Watson, Tennessee (9/26/1970)  
141, Tony Nathan, Alabama (11/27/1976) - 2 TD  
140, Andre Ellington, Clemson (9/18/2010) - 1 TD  
140, P.J. Daniels, Georgia Tech (9/6/2003) - 1 TD  
140, Jamal Lewis, Tennessee (10/3/1998) - 1 TD  
140, Fred Taylor, Florida (10/18/1997)  
140, Alonzo Highsmith, Miami (8/28/1984)  
139, Roscoe Coles, Virginia Tech (10/4/1975) - 1 TD  
138, Todd Gurley, Georgia (11/15/2014) - 1 TD  
138, Stanley Morgan, Tennessee (9/27/1975)  
137, Jeff Scott, Mississippi (10/13/2012)  
137, Terdell Middleton, Memphis (10/9/1976)  
137, Dou Innocent, Mississippi (9/2/1995)  
136, Dizenzo Miller, Mississippi State (10/7/2000)  
135, Vick Ballard, Mississippi State (9/10/2011) - 1 TD  
134, Jeff Scott, Ole Miss (10/30/2010) - 1 TD  
133, Dak Prescott, Mississippi State (9/14/2013) - 2 TD  
133, James Johnson, Mississippi State (10/10/1998) - 1 TD  
132, Isaiah Crowell, Georgia (11/12/2011) - 1 TD  
132, Charles Scott, LSU (9/20/2008)  
131, Eddie Lacy, Alabama (11/24/2012) - 2 TD  
131, Knowshon Moreno, Georgia (11/15/2008)  
131, Willie Parker, North Carolina (12/31/2001) - 1 TD  
131, Dennis Riddle, Alabama (11/23/1996)  
130, Olandis Gary, Georgia (11/14/1998) - 2 TD  
129, Joe Smith, Louisiana Tech (10/20/2001) - 1 TD  
128, Noel Devine, West Virginia (9/19/2009) - 3 TD  
128, Phil Rogers, Virginia Tech (10/4/1975) - 1 TD  
127, T.J. Yeldon, Alabama (11/29/2014) - 2 TD  
127, Carlton Thomas, Georgia (11/12/2011)  
127, Justin Vincent, LSU (10/25/2003)  
127, Ahmaad Galloway, Alabama (11/17/2001)  
127, Jamal Lewis, Tennessee (12/6/1997)  
127, Eddie Lee Ivery, Georgia Tech (10/21/1978)  
127, Sonny Collins, Kentucky (10/12/1974)  
126, Derrick Locke, Kentucky (10/17/2009)  
125, Terry Daniels, Tennessee (9/27/1980)

124, Rajion Neal, Tennessee (11/9/2013) - 1 TD  
124, Rafael Little, Kentucky (11/5/2005) - 2 TD  
124, Whit Taylor, Vanderbilt (10/13/1979) - 1 TD  
124, Kelsey Finch, Tennessee (9/25/1976) - 1 TD  
123, Henry Josey, Missouri (12/7/2013)  
123, Nick Turner, Mississippi State (10/18/2003) - 1 TD  
121, Dak Prescott, Mississippi State (10/11/2014) - 2 TD  
120, LaBrandon Toefield, LSU (12/1/2001) - 1 TD  
119, Jeremiah Gates, Samford (11/19/2011)  
119, Preston Kendrick, Florida (11/3/1973) - 1 TD  
119, Joseph Dupree Jr., Georgia (11/17/1990)  
119, Don McLeary, Tennessee (9/26/1970) - 1 TD  
118, Stephen Pitts, Penn State (1/1/1996) - 1 TD  
117, Matt Forte, Tulane (10/21/2006)  
117, Garrison Hearst, Georgia (11/14/1992) - 1 TD  
116, Todd Gurley, Georgia (11/10/2012) - 1 TD  
116, Wayne Jones, Mississippi State (11/10/1973)  
116, Mike Richardson, SMU (9/21/1968)  
116, Marcus Gilbert, TCU (9/5/1981) - 2 TD  
116, Elijah Williams, Florida (10/19/1996) - 1 TD  
115, Sammie Smith, Florida State (1/2/1989)  
115, Chrys Chukwuma, Arkansas (10/30/1999) - 1 TD  
114, Brandon Bolden, Ole Miss (10/29/2011) - 2 TD  
114, Garrison Hearst, Georgia (11/16/1991) - 1 TD  
113, Boom Williams, Kentucky (10/15/2015) - 2 TD  
113, Terrell Davis, Georgia (11/12/1994)  
113, Horace King, Georgia (11/17/1973) - 1 TD  
112, Rodney Lee, Georgia Tech (10/15/1977)  
112, Errict Rhett, Florida (11/2/1991) - 1 TD  
112, C.J. Spiller, Clemson (12/31/2007) - 1 TD  
112, Andy Reid, Georgia (11/15/1975) - 2 TD  
111, Walter Reyes, Syracuse (9/28/2002) - 2 TD  
111, P.J. Daniels, Georgia Tech (9/3/2005) - 1 TD  
111, Fred Taylor, Florida (10/14/1995) - 1 TD  
110, Fred Taylor, Florida (10/19/1996)  
110, Ben Garry, Southern Miss (9/17/1977) - 1 TD  
110, Amp Lee, Florida State (10/21/1989)  
109, Tra Carson, Texas A&M (11/7/2015)  
109, Trey Williams, Texas A&M (10/27/2012) - 1 TD  
109, Randall Cobb, Kentucky (10/17/2009) - 1 TD  
109, Sonny Collins, Kentucky (10/11/1975)  
109, Ricky Moore, Alabama (12/3/1983) - 1 TD  
109, Hank Phillips, Mississippi State (10/26/1985)  
108, Neal Anderson, Florida (11/3/1984) - 1 TD  
108, Jeff Leggett, Florida State (10/23/1976) - 2 TD  
108, Darren McFadden, Arkansas (10/15/2005) - 2 TD  
107, Steve Whitman, Alabama (12/1/1979)  
106, Lamar Jackson, Louisville (9/5/2015) - 1 TD  
106, Chris Relf, Mississippi State (9/10/2011)  
106, Jimmy Streater, Tennessee (9/29/1979) - 2 TD  
106, Billy Ray Vickers, N.C. State (10/8/1977)  
105, Alex Collins, Arkansas (10/24/2015) - 1 TD  
105, Corey Clement, Wisconsin (1/1/2015, Outback)  
105, Keith Marshall, Georgia (11/10/2012) - 1 TD  
105, Kregg Lumpkin, Georgia (11/11/2006) - 1 TD  
105, Joseph Addai, LSU (10/22/2005)  
104, Jonathan Williams, Arkansas (11/2/2013)  
104, Cordera Eason, Ole Miss (11/1/2008)  
104, Stanley Howell, Mississippi State (11/10/1979)  
104, Ottis Anderson, Miami (10/7/1978)  
104, Major Ogilvie, Alabama (12/2/1978)  
104, Johnny Davis, Alabama (11/26/1977) - 1 TD  
104, Felix Jones, Arkansas (10/7/2006) - 1 TD  
104, Deuce McAllister, Mississippi (9/9/2000) - 3 TD  
104, Bruce Threadgill, Mississippi State (11/8/1975) - 1 TD  
104, Bo Carroll, Florida (10/16/1999) - 1 TD  
103, Charlie Fulton, Tennessee (9/30/1967) - 2 TD  
103, Roosevelt Snipes, Florida State (10/13/1984)  
103, Frank Mordica, Vanderbilt (10/13/1979) - 1 TD

# Individual Game Highs

103, Anthony Head, Georgia Tech (10/18/1975) - 3 TD  
103, Anthony Dixon, Mississippi State (9/15/2007)  
102, Steve Bisceglia, Alabama (12/2/1972) - 1 TD  
102, Marcus Wilson, Vanderbilt (10/12/1991) - 3 TD  
102, Keith Davis, Tennessee (9/28/1985)  
102, Jeff Rutledge, Alabama (11/26/1977)  
101, Knowshon Moreno, Georgia (11/10/2007) - 2 TD  
100, Thomas Jones, Virginia (9/3/1998) - 1 TD  
100, Roosevelt Snipes, Florida State (10/1/1983)

## Auburn's 100-yard Rushing Games by a Quarterback

222, Travis Tidwell vs. Furman (10/5/1946) - 18 carries  
217, Cam Newton vs. LSU (10/23/2010) - 28 carries, 2 TD  
214, Nick Marshall at Tennessee (11/9/2013) - 14 carries, 2 TD  
214, Bobby Hunt vs. Mississippi State (11/7/1959) - 16 carries  
198, Cam Newton at Kentucky (10/9/2010) - 28 carries, 4 TD  
188, Cam Newton vs. Arkansas (10/16/2010) - 25 carries, 3 TD  
176, Cam Newton vs. South Carolina (9/25/2010) - 25 carries, 3 TD  
171, Cam Newton vs. Arkansas State (9/4/2010) - 15 carries, 2 TD  
160, Phil Gargis vs. Georgia (11/16/1974) - 24 carries, 1 TD  
158, Kodi Burns vs. UT-Martin (11/8/2008) - 13 carries, 2 TD  
154, Jimmy Sidle vs. Florida (11/2/1963) - 18 carries  
151, Cam Newton vs. Georgia (11/13/2010) - 30 carries, 2 TD  
140, Nick Marshall vs. Ole Miss (10/5/2013) - 14 carries, 2 TD  
133, Tommy Traylor vs. Mississippi State (11/7/1970) - 9 carries, 2 TD  
129, Phil Gargis vs. Florida State (10/23/1976) - 14 carries, 4 TD  
119, Nick Marshall vs. LSU (10/4/2014) - 16 carries, 2 TD  
119, Phil Gargis at Georgia (11/15/1975) - 29 carries  
113, Charles Thomas vs. North Carolina State (10/6/1979) - 8 carries, 2 TD  
105, Nick Marshall vs. Louisiana Tech (9/27/2014) - 13 carries  
103, Nick Marshall vs. San Jose State (9/6/2014) - 11 carries, 1 TD  
101, Nick Marshall vs. Missouri (12/7/2013) - 16 carries, 1 TD  
100, Nick Marshall at Mississippi State (10/11/2014) - 17 carries  
100, Nick Marshall at Texas A&M (10/19/2013) - 20 carries, 2 TD  
100, Phil Gargis vs. Louisville (9/14/1974) - 11 carries, 2 TD

## Auburn's 100-yard Kickoff Return Games

202, Demond Washington at Georgia (11/14/2009), 5 ret.  
182, Tristan Davis vs. Arkansas (10/11/2008), 5 ret.  
176, Tre Mason vs. Utah State (9/3/2011), 4 ret.  
176, Demond Washington at Ole Miss (10/30/2010), 5 ret.  
172, Tre Mason vs. Mississippi State (9/10/2011), 6 ret.  
155, Robert Beard vs. Alabama (11/27/1965), 6 ret.  
150, Carnell Williams vs. Louisiana Tech (10/20/2001), 6 ret.  
141, Tre Mason vs. Washington State (8/31/2013), 3 ret.  
140, Thomas Bailey vs. Florida (11/2/1991), 5 ret.  
139, Tim Carter vs. LSU (9/16/2000), 3 ret.  
138, Onterio McCalebb at Mississippi State (9/8/2012), 3 ret.  
137, Robert Baker at Florida (10/19/1996), 5 ret.  
136, Onterio McCalebb vs. Alabama (11/26/2011), 3 ret.  
130, James Brooks vs. Alabama (11/26/1977), 4 ret.  
129, Tristan Davis vs. Georgia (11/11/2006), 5 ret.  
129, Markeith Cooper vs. Alabama (11/21/1998), 4 ret.  
127, Ronnie Ross vs. Alabama (11/28/1970), 4 ret.  
126, Demond Washington vs. Arkansas State (9/4/2010), 5 ret.  
125, Robert Baker at Georgia (11/11/95), 5 ret.  
124, Tristan Davis vs. Florida (10/14/2006), 5 ret.  
123, Demond Washington vs. Clemson (9/18/2010), 5 ret.  
122, Demond Washington vs. Arkansas (10/16/2010), 4 ret.  
121, James Brooks vs. Kansas State (9/15/1979), 4 ret.  
121, Karsten Bailey vs. Florida (10/16/1993), 6 ret.  
119, James Brooks vs. Duke (9/20/1980), 3 ret.  
112, Demond Washington vs. Georgia (11/13/2010), 6 ret.  
112, Rick Neel at Florida State (10/25/1975), 2 ret.  
111, Demond Washington vs. Northwestern [Outback], 4 ret.  
110, James Brooks at Wake Forest (10/27/1979), 4 ret.  
110, Mario Fannin vs. Mississippi State (9/15/2007), 5 ret.  
109, Travaris Robinson vs. Florida (10/16/1999), 4 ret.  
106, Devin Aromashodu at Georgia (11/15/2003), 5 ret.

105, Mike Fuller at Georgia (11/17/1973), 2 ret.  
104, Tristan Davis at Alabama (11/29/2008), 5 ret.  
103, Shane Wasden vs. Florida State (1/2/1989), 4 ret.  
103, Mike Currier vs. Georgia (11/16/1968), 3 ret.  
102, Mike Fuller at Georgia (11/17/73), 1 ret.  
101, James Brooks vs. Alabama (12/2/1978), 5 ret.  
100, Brad Lester vs. Arkansas (10/7/2006), 3 ret.  
100, Sam Dejarnette vs. Mississippi State (10/25/1980), 1 ret.

## Auburn's 100-yard Punt Return Games

173, Mike Fuller vs. UT Chattanooga (9/21/1974), 3 ret.  
127, Chris Davis at Tennessee (11/9/2013), 2 ret.  
115, Mike Fuller vs. Houston (10/27/73), 2 ret.  
109, Joe Walkins vs. Ball State (9/1/2001), 6 ret.  
104, Lionel James vs. Georgia Tech (10/16/1982), 4 ret.  
104, Freddie Weygand vs. Kansas (9/12/87), 2 ret.  
103, Robert Dunn, vs. Southern Miss (9/6/2008), 4 ret.  
103, Lionel James vs. Rutgers (11/6/1982), 7 ret.  
102, Mike Fuller vs. Mississippi State (11/9/1974), 3 ret.



# Individual Game Highs By Date

11/12/2005	Brandon Cox (8)	279	at Georgia	16-28, 0 TD, 1 int
9/9/2006	Brandon Cox (9)	249	vs. Mississippi St.	18-27, 2 TD
10/12/2006	Brandon Cox (10)	212	vs. Tulane	16-19, 3 TD
10/28/2006	Brandon Cox (11)	253	vs. Ole Miss	21-34, 1 TD, 1 int
11/4/2006	Brandon Cox (12)	251	vs. Arkansas State	12-21, 2 TD, 2 int
9/1/2007	Brandon Cox (13)	229	vs. Kansas State	17-30, 1 TD, 2 int
9/29/2007	Brandon Cox (14)	227	at Florida	17-26
12/31/2007	Brandon Cox (15)	211	vs. Clemson	25-39, 0 TD, 1 int
9/6/2008	Chris Todd (1)	248	vs. Southern Miss	21-31
9/20/2008	Chris Todd (2)	250	vs. LSU	17-32, 2 TD, 1 int
11/1/2008	Kodi Burns (1)	319	at Ole Miss	27-43
9/5/2009	Chris Todd (3)	255	vs. Louisiana Tech	17-26, 2 TD
9/19/2009	Chris Todd (4)	284	vs. West Virginia	16-31, 4 TD, 1 int
9/26/2009	Chris Todd (5)	287	vs. Ball State	19-26, 5 TD
10/3/2009	Chris Todd (6)	218	at Tennessee	19-32, 1 TD
10/31/2009	Chris Todd (7)	212	vs. Ole Miss	12-22, 1 TD
11/7/2009	Chris Todd (8)	256	vs. Furman	17-18, 4 TD
11/14/2009	Chris Todd (9)	238	at Georgia	20-28, 2 TD, 2 int
1/1/2010	Chris Todd (10)	235	vs. Northwestern	20-31, 1 TD
9/18/2010	Cam Newton (1)	203	vs. Clemson	7-14, 2 TD, 2 int
10/2/2010	Cam Newton (2)	245	vs. ULM	14-19, 3 TD, 1 int
10/9/2010	Cam Newton (3)	210	at Kentucky	13-21, 1 int
10/30/2010	Cam Newton (4)	209	at Ole Miss	18-24, 2 TD
11/6/2010	Cam Newton (5)	317	vs. Chattanooga	15-21, 4 TD
11/26/2010	Cam Newton (6)	216	at Alabama	13-20, 3 TD
12/4/2010	Cam Newton (7)	335	vs. South Carolina	17-28, 4 TD
11/10/2011	Cam Newton (8)	265	vs. Oregon	20-34, 2 TD, 1 int
9/3/2011	Barrett Trotter (1)	216	vs. Utah State	17-23, 3 TD
9/14/2013	Nick Marshall (1)	339	vs. Mississippi St.	23-34, 2 TD, 2 int
9/21/2013	Nick Marshall (2)	224	at LSU	17-33, 0 TD, 2 int
10/12/2013	Jeremy Johnson (1)	201	vs. Western Carolina	17-21, 4 TD, 1 int
10/19/2013	Nick Marshall (3)	236	at Texas A&M	11-23, 2 TD
11/16/2013	Nick Marshall (4)	229	vs. Georgia	15-26, 1 TD
1/6/2014	Nick Marshall (5)	217	vs. Florida State	14-27, 2 TD, 1 int
8/30/2014	Jeremy Johnson (2)	243	vs. Arkansas	12-16, 2 TD
9/18/2014	Nick Marshall (6)	231	at Kansas State	17-31, 2 TD
10/4/2014	Nick Marshall (7)	207	vs. LSU	14-22, 2 TD
10/11/2014	Nick Marshall (8)	209	at Mississippi St.	17-35, 2 TD, 2 int
11/1/2014	Nick Marshall (9)	254	at Ole Miss	15-22, 2 TD, 1 int
11/8/2014	Nick Marshall (10)	219	vs. Texas A&M	15-21, 1 TD
11/29/2014	Nick Marshall (11)	456	at Alabama	27-43, 3 TD, 1 int
1/1/2015	Nick Marshall (12)	217	vs. Wisconsin	15-22, 2 TD
9/12/2015	Jeremy Johnson (2)	236	vs. Jacksonville State	21-32, 2 TD, 2 int
10/15/2015	Sean White (1)	255	at Kentucky	17-27
10/24/2015	Sean White (2)	254	at Arkansas	19-32
10/31/2015	Sean White (3)	258	vs. Ole Miss	12-28, 1 TD, 1 int

## Opponent 300-yard Passing Games

11/9/1968	Bubba Wyche, Tennessee	338	25-45, 2 TD, 2 int
11/1/1969	John Reaves, Florida	369	33-66, 2 TD, 9 int
11/29/1969	Scott Hunter, Alabama	484	30-55, 2 TD, 2 int
9/16/1978	Dan Manucci, Kansas State	343	19-39, 3 TD, 2 int
10/27/1979	Jay Venuto, Wake Forest	358	23-43, 1 TD, 1 int
10/29/1983	Wayne Peace, Florida	336	29-41, 2 TD
11/5/1983	Boomer Esiason, Maryland	355	23-37, 3 TD
8/28/1984	Bernie Kosar, Miami	329	21-38, 2 TD, 2 int
10/13/1984	Eric Thomas, Florida State	357	18-29, 4 TD
12/2/1989	Gary Hollingsworth, Alabama	340	27-49, 2 TD, 2 int
9/28/1991	Andy Kelly, Tennessee	355	23-35, 3 TD, 1 int
10/16/1993	Danny Wuerffel, Florida	386	25-50, 3 TD, 2 int
11/13/1993	Eric Zeier, Georgia	426	34-53, 3 TD, 2 int
10/14/1995	Danny Wuerffel, Florida	380	20-34, 4 TD, 1 int
11/18/1995	Freddie Kitchens, Alabama	302	19-43, 1 TD
10/9/1996	Raymond Philyaw, Northeast La.	308	18-33, 1 TD, 1 int
10/19/1996	Danny Wuerffel, Florida	346	17-30, 3 TD, 1 int
11/16/1996	Mike Bobo, Georgia	360	21-37, 2 TD
9/4/1997	Aaron Brooks, Virginia	305	25-41, 2 TD, 1 int
10/25/1997	Clint Stoerner, Arkansas	325	20-43, 2 TD, 1 int

11/15/1997	Mike Bobo, Georgia	362	29-43, 3 TD, 1 int
12/6/1997	Peyton Manning, Tennessee	373	25-43, 4 TD, 2 int
11/14/1998	Quincy Carter, Georgia	351	23-37, 2 TD, 3 int
10/16/1999	Doug Johnson, Florida	310	24-43, 1 TD, 2 int
11/6/1999	Vic Penn, Central Florida	374	29-52, 1 TD, 2 int
11/13/1999	Quincy Carter, Georgia	319	26-37, 2 TD
10/21/2000	Luke McCown, La Tech	422	47-65, 4 TD, 2 int
10/13/2001	Rex Grossman, Florida	364	25-42, 2 TD, 4 int
10/20/2001	Luke McCown, La Tech	381	27-52, 3 TD, 5 int
9/2/2002	Carson Palmer, USC	302	23-32, 1 TD, 2 int
10/4/2003	Casey Clausen, Tennessee	355	30-47, 2 TD, 1 int
11/5/2005	Andre' Woodson, Kentucky	335	26-43, 1 TD, 1 int
11/12/2005	D.J. Shockley, Georgia	304	20-36, 2 TD
1/2/2006	John Stocco, Wisconsin	301	15-27, 2 TD
10/20/2007	Matt Flynn, LSU	319	22-35, 3 TD, 1 int
1/1/2010	Mike Kafka, Northwestern	532	47-78, 4 TD, 5 int
10/16/2010	Tyler Wilson, Arkansas	332	25-34, 4 TD, 2 int
11/26/2010	Greg McElroy, Alabama	337	27-37, 2 TD
1/10/2011	Darron Thomas, Oregon	363	27-40, 2 TD, 2 int
9/17/2011	Tajh Boyd, Clemson	386	30-42, 4 TD
12/31/2011	Michael Rocco, Virginia	312	26-41, 2 TD, 1 int
8/31/2013	Connor Halliday, Wash St	344	35-65, 1 TD, 3 int
10/5/2013	Bo Wallace, Ole Miss	336	25-48, 2 TD, 2 int
10/19/2013	Johnny Manziel, Texas A&M	454	28-38, 4 TD, 2 int
11/16/2013	Aaron Murray, Georgia	415	33-49, 2 TD, 1 int
12/7/2013	James Franklin, Missouri	303	21-37, 3 TD, 1 int
10/25/2014	Dylan Thompson, South Caro	402	29-50, 5 TD, 3 int
11/1/2014	Bo Wallace, Ole Miss	339	28-40, 2 TD
11/29/2014	Blake Sims, Alabama	312	20-27, 4 TD, 3 int
10/15/2015	Patrick Towles, Kentucky	359	27-44, 1 int
10/31/2015	Chad Kelly, Ole Miss	381	33-51, 2 TD, 2 int

## Auburn's 100-yard Receiving Games

11/12/1949	Erk Russell (1)	118	vs. Georgia	3 rec, 1 TD
11/17/1951	Dave Ridgeway (1)	105	vs. Georgia	5 rec, 1 TD
10/11/1952	Lee Hayley (1)	107	vs. Wofford	2 rec, 1 TD
11/24/1956	Jimmy Phillips (1)	128	vs. Florida State	6 rec, 1 TD
10/4/1958	Jimmy Laster (1)	100	vs. UT-Chattanooga	2 rec, 2 TD
11/8/1958	Jimmy Pettus (1)	108	vs. Mississippi State	5 TD, 3 rec
9/17/1966	Freddie Hyatt (1)	152	vs. UT-Chattanooga	7 rec, 1 TD
10/7/1967	Freddie Hyatt (2)	104	vs. Kentucky	3 rec, 2 TD
11/11/1967	Freddie Hyatt (3)	138	vs. Mississippi State	8 rec, 3 TD
10/26/1968	Tim Christian (1)	151	vs. Miami	7 rec, 1 TD
9/27/1969	Mike Currier (1)	108	vs. Tennessee	3 rec, 2 TD
11/4/1969	Terry Beasley (1)	103	vs. Kentucky	4 rec, 2 TD
9/26/1970	Terry Beasley (2)	116	vs. Tennessee	5 rec, 1 TD
10/3/1970	Terry Beasley (3)	103	at Kentucky	4 rec, 2 TD
10/10/1970	Doug Brasse (1)	103	at Clemson	2 rec
10/24/1970	Terry Beasley (4)	134	vs. LSU	5 rec
10/31/1970	Terry Beasley (5)	176	at Florida	7 rec, 3 TD
11/14/1970	Alvin Bresler (1)	112	vs. Georgia	7 rec
11/28/1970	Terry Beasley (6)	131	vs. Alabama	9 rec
1/1/1971	Alvin Bresler (2)	102	vs. Ole Miss [Gator]	4 rec, 1 TD
	Terry Beasley (7)	143	vs. Ole Miss [Gator]	8 rec, 1 TD
10/2/1971	Terry Beasley (8)	194	vs. Kentucky	9 rec, 1 TD
10/9/1971	Terry Beasley (9)	100	vs. Southern Miss	11 rec, 1 TD
10/16/1971	Dick Schmalz (1)	101	at Georgia Tech	7 rec, 1 TD
11/13/1971	Terry Beasley (10)	130	at Georgia	4 rec, 2 TD
11/27/1971	Terry Beasley (11)	102	vs. Alabama	8 rec, 1 TD
1/1/1972	Terry Beasley (12)	117	vs. Oklahoma	6 rec
10/11/1975	Jeff Gilligan (1)	102	at Kentucky	2 rec, 1 TD
9/25/1976	Chris Vacarella (1)	141	vs. Tennessee	4 rec, 1 TD
11/15/1980	Byron Franklin (1)	120	vs. Georgia	7 rec, 2 TD
9/5/1981	Chris Woods (1)	107	vs. TCU	5 rec
10/13/1984	Freddy Weygand (1)	147	at Florida State	4 rec
10/20/1984	Freddy Weygand (2)	160	vs. Georgia Tech	5 rec, 2 TD
11/15/1986	Lawyer Tillman (1)	150	vs. Georgia	9 rec, 2 TD
10/31/1987	Lawyer Tillman (2)	114	vs. Florida	5 rec, 1 TD

# Individual Game Highs By Date

1/1/1988	Lawyer Tillman (3)	125	vs. Syracuse [Sugar]	6 rec, 1 TD
9/17/1988	Alexander Wright (1)	108	vs. Kansas	3 rec, 1 TD
10/15/1988	Freddy Weygand (3)	117	vs. Akron	5 rec, 1 TD
11/25/1988	Lawyer Tillman (4)	104	vs. Alabama	3 rec
9/9/1989	Alexander Wright (2)	263	vs. Pacific	5 rec, 4 TD
9/30/1989	Alexander Wright (3)	129	at Tennessee	4 rec, 1 TD
12/2/1989	Alexander Wright (4)	141	vs. Alabama	7 rec
9/29/1990	Greg Taylor (1)	106	vs. Tennessee	8 rec, 2 TD
10/6/1990	Greg Taylor (2)	112	vs. Louisiana Tech	8 rec
10/13/1990	Greg Taylor (3)	109	vs. Vanderbilt	5 rec, 2 TD
11/30/1991	Fred Baxter (1)	120	vs. Alabama	5 rec
10/30/1993	Frank Sanders (1)	134	at Arkansas	7 rec
10/8/1994	Frank Sanders (2)	175	at Mississippi State	6 rec, 2 TD
10/15/1994	Andy Fuller (1)	115	at Florida	7 rec, 1 TD
	Thomas Bailey (1)	117	at Florida	10 rec, 1 TD
10/29/1994	Frank Sanders (3)	128	vs. Arkansas	7 rec, 1 TD
11/5/1994	Frank Sanders (4)	173	vs. East Carolina	6 rec, 2 TD
9/2/1995	Tyrone Goodson (1)	145	vs. Ole Miss	7 rec
10/7/1995	Tyrone Goodson (2)	104	vs. Mississippi State	5 rec
10/28/1995	Willie Gosha (1)	222	at Arkansas	17 rec
9/7/1996	Tyrone Goodson (3)	116	vs. Fresno State	7 rec, 1 TD
9/14/1996	Robert Baker (1)	161	at Ole Miss	5 rec, 2 TD
10/12/1996	Tyrone Goodson (4)	145	vs. Miss. State	10 rec, 2 TD
12/31/1996	Willie Gosha (2)	132	vs. Army [Indy]	10 rec, 1 TD
9/4/1997	Karsten Bailey (1)	151	at Virginia	4 rec, 2 TD
9/13/1997	Tyrone Goodson (5)	137	vs. Ole Miss	6 rec, 1 TD
9/20/1997	Tyrone Goodson (6)	127	at LSU	6 rec
9/27/1997	Tyrone Goodson (7)	149	vs. Central Florida	5 rec
10/11/1997	Tyrone Goodson (8)	138	vs. Louisiana Tech	8 rec, 2 TD
10/25/1997	Karsten Bailey (2)	109	at Arkansas	5 rec, 1 TD
11/1/1997	Tyrone Goodson (9)	112	vs. Mississippi State	4 rec
11/15/1997	Karsten Bailey (3)	115	at Georgia	4 rec, 1 TD
9/19/1998	Clifton Robinson (1)	130	vs. LSU	9 rec
10/31/1998	Karsten Bailey (4)	113	vs. Arkansas	5 rec, 1 TD
11/14/1998	Karsten Bailey (5)	114	vs. Georgia	9 rec, 1 TD
9/18/1999	Markeith Cooper (1)	105	at LSU	5 rec
	Ronney Daniels (1)	120	at LSU	2 rec, 2 TD
10/9/1999	Ronney Daniels (2)	113	vs. Mississippi State	4 rec, 1 TD
11/6/1999	Ronney Daniels (3)	143	vs. Central Florida	10 rec.
11/13/1999	Ronney Daniels (4)	249	at Georgia	9 rec, 2 TD
10/20/2001	Deandre Green (1)	121	vs. Louisiana Tech	8 rec, 2 TD
10/27/2001	Tim Carter (1)	156	at Arkansas	7 rec, 1 TD
9/28/2002	Marcel Willis (1)	113	vs. Syracuse	3 rec
9/13/2003	Jeris McIntyre (1)	117	at Vanderbilt	4 rec, 2 TD
11/1/2003	Jeris McIntyre (2)	100	vs. Louisiana-Monroe	4 rec, 1 TD
11/8/2003	Ben Obomanu (1)	150	vs. Ole Miss	6 rec, 1 TD
10/16/2004	Devin Aromashodu (1)	102	vs. Arkansas	4 rec, 1 TD
12/4/2004	Courtney Taylor (1)	111	vs. Tennessee [SEC]	6 rec, 1 TD
11/12/2005	Devin Aromashodu (2)	135	at Georgia	4 rec
9/9/2006	Courtney Taylor (2)	103	vs. Mississippi State	9 rec
10/28/2006	Courtney Taylor (3)	108	at Ole Miss	8 rec
11/4/2006	Courtney Taylor (4)	116	vs. Arkansas State	4 rec, 1 TD
9/29/2007	Rodgeriquis Smith (1)	102	at Florida	9 rec
10/27/2007	Rodgeriquis Smith (2)	111	vs. Ole Miss	8 rec, 1 TD
11/1/2008	Chris Slaughter (1)	131	at Ole Miss	8 rec
9/12/2009	Darvin Adams (1)	116	vs. Mississippi State	5 rec
9/26/2009	Terrell Zachery (1)	122	vs. Ball State	5 rec, 2 TD
11/7/2009	Darvin Adams (2)	115	vs. Furman	6 rec, 3 TD
11/27/2009	Darvis Adams (3)	138	vs. Alabama	4 rec, 1 TD
1/1/2010	Darvin Adams (4)	142	vs. Northwestern	12 rec
9/18/2010	Darvin Adams (5)	118	vs. Clemson	5 rec, 1 TD
10/2/2010	Emory Blake (1)	101	vs. ULM	2 rec, 1 TD
10/9/2010	Darvin Adams (6)	101	at Kentucky	5 rec
11/6/2010	Terrell Zachary (2)	148	vs. Chattanooga	7 rec, 1 TD
	Darvin Adams (7)	106	vs. Chattanooga	4 rec, 2 TD
12/4/2010	Darvin Adams (8)	217	vs. South Carolina [SEC]	7 rec, 2 TD
9/10/2011	Emory Blake (2)	108	vs. Mississippi State	7 rec, 1 TD
11/12/2011	Emory Blake (3)	101	at Georgia	6 rec
12/31/2011	Emory Blake (4)	108	vs. Virginia	6 rec
9/1/2012	Emory Blake (5)	109	vs. Clemson	4 rec, 1 TD

10/6/2012	Emory Blake (6)	118	vs. Arkansas	10 rec, 1 TD
10/27/2012	Emory Blake (7)	106	vs. Texas A&M	5 rec, 1 TD
11/10/2012	Emory Blake (8)	104	vs. Georgia	6 rec
9/21/2013	Sammie Coates (1)	139	at LSU	4 rec
10/19/2013	Sammie Coates (2)	104	at Texas A&M	5 rec, 1 TD
10/26/2013	Sammie Coates (3)	113	vs. Florida Atlantic	3 rec, 2 TD
11/2/2013	Sammie Coates (4)	102	at Arkansas	3 rec, 1 TD
11/16/2013	Ricardo Louis (1)	131	vs. Georgia	4 rec, 1 TD
8/30/2014	D'haquille Williams (1)	154	vs. Arkansas	9 rec, 1 TD
9/18/2014	D'haquille Williams (2)	110	at Kansas State	8 rec, 1 TD
10/4/2014	Sammie Coates (5)	144	vs. LSU	4 rec, 1 TD
10/11/2014	D'haquille Williams (3)	108	at Mississippi St.	6 rec, 2 TD
11/1/2014	Sammie Coates (6)	122	at Ole Miss	5 rec, 1 TD
11/29/2014	Sammie Coates (7)	206	at Alabama	5 rec, 2 TD
	D'haquille Williams (4)	121	at Alabama	7 rec
10/15/2015	Ricardo Louis (2)	154	at Kentucky	7 rec
10/31/2015	Ricardo Louis (3)	137	vs. Ole Miss	4 rec, 1 TD

## Opponent's 100-yard Receiving Games

10/14/1967	Phil Rogers, Clemson	118	- 5 rec, 1 TD
9/21/1968	Jerry Levias, SMU	100	- 5 rec, 1 TD
9/28/1968	Sammy Milner, Mississippi State	146	- 12 rec
10/19/1968	John Sias, Georgia Tech	103	- 5 rec
10/26/1968	Ray Bellamy, Miami (Florida)	121	- 8 rec
11/29/1969	David Bailey, Alabama	187	- 9 rec, 1 TD
11/29/1969	Bubba Sawyer, Alabama	110	- 6 rec
1/2/1971	Jim Poole, Ole Miss	111	- 9 rec
10/14/1972	Gerald Kiegley, LSU	103	- 5 rec, 3 TD
11/9/1974	Lewis, Mississippi State	100	- 7 rec, 1 TD
9/27/1975	Larry Seivers, Tennessee	109	- 6 rec, 2 TD
9/11/1976	Malcolm Hartwig, Arizona	134	- 7 rec, 1 TD
9/25/1976	Stanley Morgan, Tennessee	112	- 3 rec, 1 TD
10/30/1976	Wesley Chandler, Florida	167	- 5 rec, 3 TD
11/5/1977	Mardye McDole, Mississippi State	148	- 6 rec, 1 TD
11/26/1977	Ozzie Newsome, Alabama	119	- 4 rec, 1 TD
9/16/1978	Charlie Green, Kansas State	121	- 5 rec, 1 TD
10/6/1979	Lee Jukes, North Carolina State	154	- 4 rec
	Mike Quick, North Carolina State	106	- 6 rec, 1 TD
	Wayne Baumgardner, Wake Forest	159	- 6 rec
9/20/1980	Cedric Jones, Duke	114	- 5 rec, 3 TD
11/1/1980	Cris Collinsworth, Florida	112	- 6 rec
9/5/1981	Stanley Washington, TCU	168	- 8 rec
10/24/1981	Glen Young, Mississippi State	116	- 8 rec, 1 TD
11/7/1981	Marvin Walker, North Texas State	129	- 11 rec
9/25/1982	Willie Gault, Tennessee	174	- 6 rec, 2 TD
12/18/1982	Brian Brennan, Boston College	149	- 7 rec, 1 TD
10/29/1983	Dwayne Dixon, Florida	123	- 9 rec, 1 TD
11/5/1983	Russell Davis, Maryland	113	- 4 rec, 1 TD
8/24/1984	Eddie Brown, Miami (FL)	157	- 8 rec
10/13/1984	Jessie Hester, Florida State	143	- 4 rec, 1 TD
	Hassan Jones, Florida State	101	- 7 rec, 2 TD
9/28/1985	Tim McGee, Tennessee	163	- 6 rec, 1 TD
1/1/1986	Rod Bernstine, Texas A&M	108	- 6 rec
10/17/1987	Greg Lester, Georgia Tech	107	- 4 rec
11/25/1988	Greg Payne, Alabama	101	- 6 rec, 1 TD
12/2/1989	Lamonde Russell, Alabama	116	- 7 rec
1/1/1990	Jeff Graham, Ohio State	103	- 5 rec
9/8/1990	Reggie Yarborough, Cal-State Fullerton	103	- 5 rec, 1 TD
9/29/1990	Alvin Harper, Tennessee	118	- 4 rec, 1 TD
9/28/1991	Carl Pickens, Tennessee	172	- 4 rec, 2 TD
10/12/1991	Corey Harris, Vanderbilt	107	- 4 rec
10/24/1992	Wayde Butler, Southwestern Louisiana	100	- 4 rec, 2 TD
11/2/1992	Willie Jackson, Florida	157	- 12 rec, 1 TD
10/16/1993	Jack Johnson, Florida	108	- 3 rec, 2 TD
11/13/1993	Hason Graham, Georgia	175	- 10 rec, 1 TD
9/17/1994	Brett Bech, LSU	104	- 3 rec, 1 TD
10/15/1994	Jack Johnson, Florida	105	- 5 rec, 2 TD
11/12/1994	Juan Daniels, Georgia	109	- 6 rec, 1 TD
9/2/1995	Ta'Boris Fisher, Ole Miss	101	- 7 rec

# Individual Game Highs By Date

9/17/1995	Shedrick Wilson, LSU	117	- 8 rec
10/5/1995	Chauncey McGee, Mississippi State	120	- 3 rec, 1 TD
10/28/1995	Anthony Eubanks, Arkansas	108	- 8 rec, 1 TD
11/18/1995	Toderick Malone, Alabama	106	- 7 rec, 2 TD
1/1/1996	Bobby Engram, Penn State	113	- 4 rec, 2 TD
10/19/1996	Ike Hilliard, Florida	156	- 6 rec, 1 TD
11/9/1996	Marty Booker, Northeast Louisiana	182	- 7 rec, 1 TD
11/16/1996	Hines Ward, Georgia	175	- 9 rec, 1 TD
9/4/1997	Terrence Wilkins, Virginia	107	- 7 rec, 1 TD
	Germane Crowell, Virginia	102	- 6 rec, 1 TD
10/25/1997	Anthony Eubanks, Arkansas	167	- 9 rec, 1 TD
12/6/1997	Peerless Price, Tennessee	161	- 8 rec, 2 TD
	Marcus Nash, Tennessee	126	- 9 rec, 1 TD
9/19/1998	Larry Foster, LSU	111	- 10 rec, 1 TD
9/11/1999	Rossi Martin, Idaho	103	- 11 rec
9/18/1999	Jerel Myers, LSU	153	- 13 rec
9/25/1999	Cory Peterson, Ole Miss	113	- 6 rec, 2 TD
10/2/1999	Cedrick Wilson, Tennessee	112	- 6 rec
10/9/1999	Terrell Grindle, Mississippi State	109	- 6 rec
10/16/1999	Darrell Jackson, Florida	127	- 8 rec, 1 TD
11/6/1999	Charles Lee, Central Florida	203	- 11 rec, 1 TD
11/13/1999	Terrence Edwards, Georgia	151	- 8 rec, 2 TD
9/16/2000	Josh Reed, LSU	167	- 8 rec, 2 TD
9/23/2000	Justin McCareins, Northern Illinois	189	- 11 rec, 1 TD
10/14/2000	Jabar Gaffney, Florida	101	- 4 rec, 3 TD
10/21/2000	James Jordan, Louisiana Tech	100	- 15 rec
	Sean Cangelosi, Louisiana Tech	100	- 8 rec
1/1/2001	David Terrell, Michigan	136	- 4 rec, 1 TD
	Marquise Walker, Michigan	100	- 4 rec
9/8/2001	James Armstrong, Ole Miss	108	- 9 rec
10/13/2001	Reche Caldwell, Florida	128	- 9 rec, 1 TD
	Jabar Gaffney, Florida	110	- 4 rec, 1 TD
10/20/2001	John Simon, Louisiana Tech	108	- 6 rec
11/10/2001	Terrence Edwards, Georgia	124	- 6 rec, 1 TD
	Fred Gibson, Georgia	111	- 2 rec, 1 TD
12/1/2001	Josh Reed, LSU	186	- 10 rec, 1 TD
9/2/2002	Malaeou MacKenzie, Southern Cal	117	- 6 rec
10/19/2002	Taylor Jacobs, Florida	110	- 11 rec, 1 TD
11/2/2002	Chris Collins, Ole Miss	106	- 8 rec, 3 TD
11/16/2002	Michael Johnson, Georgia	141	- 13 rec, 1 TD
8/30/2003	Mike Williams, Southern Cal	104	- 8 rec, 1 TD
10/18/2003	Justin Jenkins, Mississippi State	113	- 7 rec, 1 TD
10/25/2003	Devery Henderson, LSU	101	- 6 rec, 2 TD
10/9/2004	Johnat Holland, Louisiana Tech	122	- 3 rec, 1 TD
1/3/2005	Josh Morgan, Virginia Tech	126	- 3 rec, 2 TD
11/5/2005	Rafael Little, Kentucky	122	- 6 rec
	Keenan Burton, Kentucky	100	- 7 rec, 1 TD
11/12/2005	Muhammad Massaquoi, Georgia	108	- 6 rec, 1 TD
	Leonard Pope, Georgia	102	- 8 rec, 1 TD
1/2/2006	Brandon Williams, Wisconsin	173	- 6 rec, 1 TD
9/28/2006	Kenny McKinley, South Carolina	110	- 8 rec, 1 TD
10/21/2006	Preston Brown, Tulane	139	- 9 rec
	Damarcus Davis, Tulane	126	- 8 rec, 1 TD
11/18/2006	Nikita Stover, Alabama	101	- 5 rec, 1 TD
9/22/2007	Chris Williams, New Mexico State	109	- 9 rec, 1 TD
9/29/2007	Percy Harvin, Florida	119	- 7 rec
9/6/2008	Shawn Nelson, Southern Mississippi	118	- 12 rec, 2 TD
11/8/2008	Mike Hicks, UT-Martin	102	- 12 rec, 2 TD
9/19/2009	Jock Sanders, West Virginia	115	- 12 rec, 1 TD
10/31/2009	Shay Hodge, Ole Miss	105	- 7 rec
1/1/2010	Andrew Brewer, Northwestern	133	- 8 rec, 2 TD
	Drake Dunsmore, Northwestern	120	- 9 rec, 1 TD
9/25/2010	Alshon Jeffery, South Carolina	192	- 8 rec, 1 TD
10/16/2010	Greg Childs, Arkansas	164	- 9 rec, 2 TD
11/13/2010	A.J. Green, Georgia	164	- 9 rec, 2 TD
11/26/2010	Julio Jones, Alabama	199	- 10 rec, 1 TD
1/10/2011	Jeff Maehl, Oregon	133	- 9 rec
9/17/2011	Sammy Watkins, Clemson	155	- 10 rec, 2 TD
10/22/2011	Rueben Randle, LSU	106	- 5 rec, 2 TD
12/31/2011	Kris Burd, Virginia	103	- 6 rec, 2 TD

9/1/2012	DeAndre Hopkins, Clemson	119	- 13 rec, 1 TD
10/27/2012	Ryan Swope, Texas A&M	140	- 6 rec, 2 TD
11/3/2012	Austin Franklin, New Mexico State	154	- 7 rec
11/24/2012	Amari Cooper, Alabama	109	- 5 rec, 2 TD
9/21/2013	Jarvis Landry, LSU	118	- 7 rec, 1 TD
10/5/2013	Donte Moncrief, Ole Miss	122	- 6 rec, 2 TD
10/19/2013	Mike Evans, Texas A&M	287	- 11 rec, 4 TD
11/30/2013	Amari Cooper, Alabama	178	- 6 rec, 3 TD
12/7/2013	Dorial Green-Beckham, Missouri	144	- 6 rec, 2 TD
1/6/2014	Rashad Greene, Florida State	147	- 9 rec
9/18/2014	Curry Sexton, Kansas State	121	- 11 rec
10/25/2014	Pharoh Cooper, South Carolina	127	- 7 rec
11/1/2014	Evan Engram, Ole Miss	118	- 8 rec, 1 TD
	Vince Sanders, Ole Miss	106	- 6 rec
	Laquon Treadwell, Ole Miss	103	- 10 rec, 1 TD
11/8/2014	Malcome Kennedy, Texas A&M	118	- 4 rec, 1 TD
11/29/2014	Amari Cooper, Alabama	224	- 13 rec, 3 TD
9/12/2015	Josh Barge, Jacksonville State	132	- 14 rec, 1 TD
	Ruben Gonzalez, Jacksonville State	101	- 8 rec
10/15/2015	Garrett Johnson, Kentucky	160	- 9 rec
10/31/2015	Laquan Treadwell, Ole Miss	114	- 7 rec, 1 TD
11/21/2015	Trent Cowan, Idaho	118	- 10 rec
	Callen Hightower, Idaho	161	- 8 rec, 1 TD

**Missing games:** 1982 Florida, 1982 Wake Forest, 1974 Miami, 1967 Tennessee, 1967 Florida, 1967 Miami.

## Auburn's 100-yard Rushing Games by Date

11/24/1944	Curtis Kuykendall (1)	307	at Miami - 33 carries
10/5/1946	Travis Tidwell (1)	222	vs. Furman - 18 carries
11/6/1954	Joe Childress (1)	164	vs. Miami - 29 carries
9/24/1955	Fob James (1)	178	vs. UT Chattanooga - 14 carries
11/7/1959	Bobby Hunt (1)	214	vs. Mississippi State - 16 carries
9/30/1961	James Burson (1)	108	at Tennessee
11/2/1963	Jimmy Sidle (1)	154	vs. Florida - 18 carries
11/13/1965	Tom Bryan (1)	162	at Georgia - 19 carries
12/18/1965	Tom Bryan (2)	111	vs. Ole Miss - 19 carries, 1 TD
9/20/1969	Tommy Lowry (1)	104	vs. Wake Forest - 8 carries, 1 TD
10/4/1969	Mickey Zofko (1)	115	vs. Kentucky - 12 carries, 1 TD
10/18/1969	Wallace Clark (1)	121	at Georgia Tech - 21 carries, 1 TD
11/15/1969	Mickey Zofko (2)	101	at Georgia - 25 carries, 1 TD
11/29/1969	Wallace Clark (2)	117	vs. Alabama - 24 carries, 3 TD
10/3/1970	Wallace Clark (3)	167	at Kentucky - 13 carries
11/7/1970	Tommy Traylor (1)	133	vs. Mississippi State - 9 carries, 2 TD
10/16/1971	Tommy Lowry (2)	103	at Georgia Tech - 12 carries, 1 TD
10/30/1971	Terry Henley (1)	139	vs. Florida - 12 carries, 1 TD
	Tommy Lowry (3)	101	vs. Florida - 17 carries
9/9/1972	Terry Henley (2)	136	vs. Mississippi State - 32 carries, 1 TD
9/23/1972	Harry Unger (1)	101	vs. UT Chattanooga - 23 carries
	Terry Henley (3)	152	vs. UT Chattanooga - 22 carries, 2 TD
10/7/1972	Terry Henley (4)	150	vs. Ole Miss - 33 carries
10/28/1972	Terry Henley (5)	105	vs. Florida State - 27 carries, 3 TD
11/18/1972	Chris Linderman (1)	149	vs. Georgia - 28 carries, 1 TD
10/27/1973	Mitzi Jackson (1)	112	vs. Houston - 21 carries
11/10/1973	Sedrick McIntyre (1)	117	vs. Mississippi State - 20 carries, 3 TD
9/14/1974	Phil Gargis (1)	100	vs. Louisville - 11 carries, 2 TD
10/19/1974	Mitzi Jackson (2)	119	vs. Georgia Tech - 20 carries
11/16/1974	Phil Gargis (2)	160	vs. Georgia - 24 carries, 1 TD
	Sedrick McIntyre (2)	112	vs. Georgia - 19 carries, 1 TD
9/13/1975	Mitzi Jackson (3)	177	vs. Memphis State - 21 carries, 2 TD
9/27/1975	Kenny Burks (1)	121	at Tennessee - 25 carries, 2 TD
10/4/1975	Mitzi Jackson (4)	100	vs. Virginia Tech - 13 carries
11/15/1975	Phil Gargis (3)	119	at Georgia - 29 carries
10/9/1976	William Andrews (1)	143	at Memphis State - 20 carries, 1 TD
10/23/1976	Bob Bradley (1)	122	vs. Florida State - 21 carries
10/23/1976	Phil Gargis (4)	129	vs. Florida State - 14 carries, 4 TD
9/10/1977	Joe Cribbs (1)	121	vs. Arizona - 17 carries, 1 TD
9/24/1977	James Brooks (1)	112	at Tennessee - 12 carries



# Individual Game Highs By Date

10/8/1977	Joe Cribbs (2)	100	vs. North Carolina State - 14 carries, 1 TD	10/25/1986	Brent Fullwood (8)	179	at Mississippi State - 16 carries, 3 TD
10/29/1977	William Andrews (2)	104	vs. Florida - 14 carries	11/1/1986	Brent Fullwood (9)	166	at Florida - 27 carries, 1 TD
11/12/1977	William Andrews (3)	142	at Georgia - 25 carries, 2 TD	11/8/1986	Brent Fullwood (10)	120	vs. Cincinnati - 11 carries
11/26/1977	Joe Cribbs (3)	133	vs. Alabama - 15 carries, 1 TD	11/29/1986	Brent Fullwood (11)	145	vs. Alabama - 21 carries, 2 TD
9/16/1978	James Brooks (2)	226	at Kansas State - 30 carries	1/1/1987	Brent Fullwood (12)	152	vs. Southern California - 28 carries, 1 TD
9/30/1978	James Brooks (3)	156	vs. Tennessee - 17 carries	10/24/1987	Harry Mose (1)	106	vs. Mississippi State - 16 carries, 1 TD
10/14/1978	Joe Cribbs (4)	147	at Vanderbilt - 21 carries, 5 TD	11/27/1987	Stacy Danley (1)	157	vs. Alabama - 26 carries
10/21/1978	Joe Cribbs (5)	144	vs. Georgia Tech - 20 carries	9/10/1988	James Joseph (2)	110	vs. Kentucky - 17 carries, 2 TD
10/28/1978	Joe Cribbs (6)	150	vs. Wake Forest - 27 carries, 3 TD	10/22/1988	James Joseph (3)	126	vs. Mississippi State - 17 carries, 1 TD
11/4/1978	Joe Cribbs (7)	111	at Florida - 30 carries	10/29/1988	Stacy Danley (2)	131	at Florida - 29 carries, 1 TD
11/11/1978	Joe Cribbs (8)	159	at Mississippi State - 36 carries	11/12/1988	Stacy Danley (3)	172	vs. Georgia - 38 carries
11/18/1978	Joe Cribbs (9)	250	vs. Georgia - 34 carries, 2 TD	9/16/1989	James Joseph (4)	149	vs. Southern Miss. - 23 carries
	William Andrews (4)	109	vs. Georgia - 15 carries		Stacy Danley (4)	102	vs. Southern Miss. - 21 carries, 1 TD
12/2/1978	Joe Cribbs (10)	118	vs. Alabama - 32 carries, 2 TD	10/14/1989	Stacy Danley (5)	117	vs. LSU - 24 carries, 1 TD
9/29/1979	James Brooks (4)	120	at Tennessee - 15 carries, 1 TD	10/28/1989	James Joseph (5)	172	vs. Mississippi State - 35 carries, 1 TD
10/6/1979	Charles Thomas (1)	113	vs. North Carolina State - 8 carries, 2 TD	11/11/1989	Darrell Williams (1)	106	vs. Louisiana Tech - 17 carries, 2 TD
10/6/1979	Joe Cribbs (11)	104	vs. North Carolina State - 19 carries, 3 TD	11/18/1989	Darrell Williams (2)	128	at Georgia - 26 carries, 1 TD
10/13/1979	James Brooks (5)	134	vs. Vanderbilt - 11 carries, 2 TD	12/2/1989	Stacy Danley (6)	130	vs. Alabama - 28 carries
	Joe Cribbs (12)	219	vs. Vanderbilt - 14 carries, 3 TD	9/15/1990	James Joseph (6)	119	vs. Ole Miss - 22 carries, 1 TD
10/20/1979	James Brooks (6)	175	at Georgia Tech - 20 carries, 1 TD	10/12/1991	Fred Smith (1)	115	vs. Vanderbilt - 8 carries, 1 TD
11/10/1979	James Brooks (7)	130	vs. Mississippi State - 12 carries, 2 TD	11/16/1991	Frazier, Joe (1)	101	vs. Georgia - 13 carries, 1 TD
11/17/1979	James Brooks (8)	200	at Georgia - 13 carries, 2 TD	10/17/1992	James Bostic (1)	109	at Florida - 22 carries
	Joe Cribbs (13)	166	at Georgia - 27 carries, 2 TD	10/24/1992	James Bostic (2)	141	vs. SW Louisiana - 30 carries
9/13/1980	George Peoples (1)	115	at Texas Christian - 28 carries	10/31/1992	James Bostic (3)	211	vs. Arkansas - 32 carries, 2 TD
	James Brooks (9)	100	at Texas Christian - 18 carries	9/2/1993	James Bostic (4)	138	vs. Ole Miss - 28 carries, 1 TD
10/4/1980	James Brooks (10)	204	vs. Richmond - 30 carries, 2 TD	9/11/1993	Stephen Davis (1)	122	vs. Samford - 18 carries, 2 TD
10/11/1980	James Brooks (11)	210	at LSU - 35 carries, 1 TD	9/18/1993	James Bostic (5)	110	at LSU - 13 carries, 1 TD
10/18/1980	James Brooks (12)	134	vs. Georgia Tech - 31 carries, 1 TD	9/25/1993	James Bostic (6)	116	vs. Southern Miss. - 25 carries, 3 TD
10/25/1980	James Brooks (13)	159	vs. Mississippi State - 29 carries, 1 TD	10/9/1993	James Bostic (7)	140	vs. Mississippi State - 20 carries
11/1/1980	James Brooks (14)	163	at Florida - 33 carries	11/6/1993	James Bostic (8)	104	vs. New Mexico State - 11 carries
9/19/1981	Chester O'Neal (1)	119	vs. Wake Forest - 14 carries, 1 TD	11/13/1993	James Bostic (9)	183	at Georgia - 19 carries, 3 TD
9/26/1981	Chester O'Neal (2)	109	at Tennessee - 21 carries	11/20/1993	James Bostic (10)	147	vs. Alabama - 19 carries, 1 TD
11/28/1981	George Peoples (2)	155	vs. Alabama - 26 carries, 1 TD	9/3/1994	Stephen Davis (2)	158	at Ole Miss - 33 carries, 1 TD
9/11/1982	Bo Jackson (1)	123	vs. Wake Forest - 10 carries, 2 TD	9/24/1994	Stephen Davis (3)	120	vs. East Tenn. State - 16 carries, 2 TD
	Lionel James (1)	118	vs. Wake Forest - 10 carries, 1 TD	10/8/1994	Stephen Davis (4)	104	at Mississippi State - 20 carries, 2 TD
9/25/1982	Bo Jackson (2)	110	vs. Tennessee - 17 carries, 1 TD	10/15/1994	Stephen Davis (5)	113	at Florida - 20 carries
	Lionel James (2)	129	vs. Tennessee - 14 carries, 2 TD	10/29/1994	Stephen Davis (6)	246	vs. Arkansas - 27 carries, 3 TD
10/9/1982	Bo Jackson (3)	111	vs. Kentucky - 18 carries	11/12/1994	Stephen Davis (7)	186	vs. Georgia - 32 carries, 2 TD
10/23/1982	Lionel James (3)	138	at Mississippi State - 20 carries, 1 TD	10/7/1995	Stephen Davis (8)	162	vs. Mississippi State - 20 carries
11/6/1982	Bo Jackson (4)	114	vs. Rutgers - 15 carries, 1 TD	10/14/1995	Stephen Davis (9)	149	vs. Florida - 23 carries, 1 TD
11/13/1982	Lionel James (4)	111	vs. Georgia - 8 carries, 1 TD	11/4/1995	Eric Hines-Tucker (1)	100	vs. Northeast La. - 13 carries, 1 TD
11/27/1982	Bo Jackson (5)	114	vs. Alabama - 17 carries, 1 TD		Stephen Davis (10)	111	vs. Northeast La. - 12 carries, 2 TD
12/18/1982	Lionel James (5)	101	vs. Boston College - 17 carries	11/11/1995	Stephen Davis (11)	152	at Georgia - 28 carries, 2 TD
9/10/1983	Lionel James (6)	172	vs. Southern Miss - 16 carries, 1 TD	1/1/1996	Stephen Davis (12)	119	vs. Penn State - 12 carries
10/1/1983	Bo Jackson (6)	123	vs. Florida State - 15 carries	9/7/1996	Markeith Cooper (1)	110	vs. Fresno State - 8 carries, 1 TD
10/15/1983	Bo Jackson (7)	123	at Georgia Tech - 18 carries, 1 TD	9/14/1996	Fred Beasley (1)	112	at Ole Miss - 18 carries, 2 TD
10/29/1983	Bo Jackson (8)	196	vs. Florida - 16 carries, 2 TD	11/21/1998	Demontray Carter (1)	102	vs. Alabama - 22 carries
11/5/1983	Tommie Aggie (1)	219	vs. Maryland - 24 carries, 2 TD	8/31/2000	Rudi Johnson (1)	174	vs. Wyoming - 27 carries, 3 TD
	Lionel James (7)	115	vs. Maryland - 14 carries	9/9/2000	Rudi Johnson (2)	165	at Ole Miss - 29 carries, 2 TD
	Bo Jackson (9)	105	vs. Maryland - 18 carries, 1 TD	9/16/2000	Rudi Johnson (3)	139	vs. LSU - 36 carries, 1 TD
11/12/1983	Bo Jackson (10)	115	at Georgia - 18 carries	9/23/2000	Rudi Johnson (4)	110	vs. No. Illinois - 23 carries, 1 TD
12/3/1983	Bo Jackson (11)	256	vs. Alabama - 20 carries, 2 TD	9/30/2000	Rudi Johnson (5)	128	vs. Vanderbilt - 19 carries
9/15/1984	Bo Jackson (12)	103	at Texas - 14 carries, 1 TD	10/14/2000	Rudi Johnson (6)	133	at Florida - 22 carries
9/29/1984	Brent Fullwood (1)	134	vs. Tennessee - 20 carries	10/21/2000	Rudi Johnson (7)	249	vs. Louisiana Tech - 33 carries, 4 TD
11/10/1984	Brent Fullwood (2)	102	vs. Cincinnati - 5 carries, 1 TD	10/28/2000	Rudi Johnson (8)	114	vs. Arkansas - 29 carries, 1 TD
11/17/1984	Tommie Aggie (2)	115	vs. Georgia - 9 carries	11/11/2000	Rudi Johnson (9)	152	vs. Georgia - 34 carries
12/1/1984	Bo Jackson (13)	118	vs. Alabama - 22 carries, 1 TD	11/18/2000	Rudi Johnson (10)	130	at Alabama - 37 carries
9/7/1985	Bo Jackson (14)	290	vs. Southwest Louisiana - 23 carries, 4 TD	10/6/2001	Casinious Moore (1)	160	vs. Mississippi State - 20 carries, 1 TD
	Brent Fullwood (3)	173	vs. Southwest Louisiana - 11 carries, 1 TD	10/27/2001	Carnell Williams (1)	177	at Arkansas - 19 carries, 1 TD
9/14/1985	Bo Jackson (15)	205	vs. Southern Miss. - 30 carries, 2 TD	11/10/2001	Carnell Williams (2)	167	at Georgia - 41 carries, 2 TD
10/5/1985	Bo Jackson (16)	240	vs. Ole Miss - 38 carries, 2 TD	9/14/2002	Carnell Williams (3)	170	vs. Vanderbilt - 20 carries, 2 TD
10/12/1985	Bo Jackson (17)	176	vs. Florida State - 30 carries, 2 TD	9/19/2002	Carnell Williams (4)	106	at Mississippi State - 28 carries, 2 TD
10/19/1985	Bo Jackson (18)	242	at Georgia Tech - 32 carries, 1 TD	9/28/2002	Carnell Williams (5)	202	vs. Syracuse - 40 carries, 2 TD
10/26/1985	Bo Jackson (19)	169	vs. Mississippi State - 28 carries, 2 TD	10/19/2002	Ronnie Brown (2)	163	at Florida - 22 carries, 2 TD
11/9/1985	Brent Fullwood (4)	153	vs. East Carolina - 14 carries, 3 TD	11/2/2002	Ronnie Brown (3)	224	at Ole Miss - 33 carries, 3 TD
11/16/1985	Bo Jackson (20)	121	at Georgia - 19 carries, 2 TD	11/16/2002	Ronnie Brown (1)	124	vs. Georgia - 25 carries, 1 TD
11/30/1985	Bo Jackson (21)	142	vs. Alabama - 31 carries, 2 TD	11/23/2002	Tre Smith (1)	126	at Alabama - 25 carries
9/27/1986	Brent Fullwood (5)	207	vs. Tennessee - 18 carries, 1 TD	1/1/2003	Ronnie Brown (4)	184	vs. Penn State - 37 carries, 2 TD
10/4/1986	James Joseph (1)	114	vs. Western Carolina - 14 carries, 2 TD	9/27/2003	Brandon Jacobs (1)	103	vs. Western Kentucky - 10 carries, 1 TD
10/11/1986	Brent Fullwood (6)	145	at Vanderbilt - 7 carries, 1 TD	10/4/2003	Carnell Williams (6)	185	vs. Tennessee - 36 carries, 1 TD
10/18/1986	Brent Fullwood (7)	183	vs. Georgia Tech - 21 carries, 1 TD	10/11/2003	Carnell Williams (7)	150	at Arkansas - 35 carries, 1 TD

# Individual Game Highs By Date

10/18/2003	Brandon Jacobs (2)	182	vs. Mississippi State - 31 carries
	Carnell Williams (8)	164	vs. Mississippi State - 15 carries, 6 TD
11/1/2003	Carnell Williams (9)	113	vs. Louisiana-Monroe - 7 carries, 2 TD
11/8/2003	Carnell Williams (10)	103	vs. Ole Miss - 20 carries, 1 TD
11/22/2003	Carnell Williams (11)	204	vs. Alabama - 26 carries, 2 TD
9/4/2004	Carnell Williams (12)	103	vs. Louisiana-Monroe - 23 carries
9/11/2004	Carnell Williams (13)	122	at Mississippi State - 19 carries, 2 TD
	Ronnie Brown (5)	147	at Mississippi State - 15 carries
10/9/2004	Ronnie Brown (6)	109	vs. Louisiana Tech - 10 carries, 1 TD
10/16/2004	Ronnie Brown (7)	101	vs. Arkansas - 15 carries, 1 TD
10/23/2004	Carnell Williams (14)	149	vs. Kentucky - 17 carries, 2 TD
10/30/2004	Ronnie Brown (8)	100	at Ole Miss - 16 carries, 1 TD
11/13/2004	Carnell Williams (15)	101	vs. Georgia - 19 carries, 1 TD
12/4/2004	Carnell Williams (16)	100	vs. Tennessee - 19 carries, 1 TD
9/17/2005	Kenny Irons (1)	148	vs. Ball State - 11 carries, 2 TD
9/24/2005	Kenny Irons (2)	111	vs. Western Kentucky - 18 carries, 1 TD
10/15/2005	Kenny Irons (3)	182	at Arkansas - 33 carries
10/22/2005	Kenny Irons (4)	218	at LSU - 27 carries, 1 TD
10/29/2005	Kenny Irons (5)	101	vs. Ole Miss - 32 carries, 1 TD
11/5/2005	Kenny Irons (6)	103	at Kentucky - 23 carries, 3 TD
	Tristian Davis (1)	162	at Kentucky - 8 carries, 1 TD
11/12/2005	Kenny Irons (7)	179	at Georgia - 37 carries, 2 TD
11/19/2005	Kenny Irons (8)	103	vs. Alabama - 28 carries, 1 TD
9/2/2006	Kenny Irons (9)	183	vs. Washington State - 20 carries, 1 TD
9/23/2006	Ben Tate (1)	114	vs. Buffalo - 7 carries, 2 TD
9/28/2006	Kenny Irons (10)	117	at South Carolina - 24 carries, 2 TD
10/21/2006	Ben Tate (2)	156	vs. Tulane - 26 carries, 1 TD
10/28/2006	Kenny Irons (11)	106	at Ole Miss - 23 carries
9/22/2007	Ben Tate (3)	111	vs. New Mexico State - 21 carries, 1 TD
	Mario Fannin (1)	103	vs. New Mexico State - 15 carries, 3 TD
8/30/2008	Ben Tate (4)	115	vs. Louisiana-Monroe - 13 carries
10/4/2008	Ben Tate (5)	108	at Vanderbilt - 27 carries
11/8/2008	Kodi Burns (1)	158	vs. UT-Martin - 13 carries, 2 TD
9/5/2009	Onterio McCalebb (1)	148	vs. Louisiana Tech - 22 carries, 1 TD
	Ben Tate (6)	117	vs. Louisiana Tech - 20 carries
9/12/2009	Ben Tate (7)	157	vs. Mississippi State - 20 carries, 1 TD
	Onterio McCalebb (2)	114	vs. Mississippi State - 16 carries, 1 TD
10/3/2009	Ben Tate (8)	128	at Tennessee - 25 carries, 1 TD
10/10/2009	Ben Tate (9)	184	at Arkansas - 22 carries, 2 TD
10/17/2009	Ben Tate (10)	132	vs. Kentucky - 31 carries, 1 TD
10/31/2009	Ben Tate (11)	144	vs. Ole Miss - 25 carries, 1 TD
1/1/2010	Ben Tate (12)	108	vs. Northwestern - 20 carries, 2 TD
9/4/2010	Cam Newton (1)	171	vs. Arkansas State - 15 carries, 2 TD
9/25/2010	Cam Newton (2)	176	vs. South Carolina - 25 carries, 3 TD
	Michael Dyer (1)	100	vs. South Carolina - 23 carries
10/9/2010	Cam Newton (3)	198	at Kentucky - 28 carries, 4 TD
10/16/2010	Cam Newton (4)	188	vs. Arkansas - 25 carries, 3 TD
10/23/2010	Cam Newton (5)	217	vs. LSU - 28 carries, 2 TD
	Michael Dyer (2)	100	vs. LSU - 15 carries
10/30/2010	Michael Dyer (3)	180	at Ole Miss - 21 carries, 1 TD
11/13/2010	Cam Newton (6)	151	vs. Georgia - 30 carries, 2 TD
1/10/2011	Michael Dyer (4)	143	vs. Oregon - 22 carries
9/10/2011	Michael Dyer (5)	150	vs. Mississippi State - 18 carries, 2 TD
9/17/2011	Michael Dyer (6)	151	at Clemson - 16 carries, 2 TD
10/1/2011	Michael Dyer (7)	141	at South Carolina - 41 carries, 1 TD
10/8/2011	Michael Dyer (8)	112	at Arkansas - 21 carries, 1 TD
10/29/2011	Michael Dyer (9)	177	vs. Ole Miss - 27 carries, 1 TD
11/19/2011	Michael Dyer (10)	157	vs. Samford - 30 carries, 1 TD
12/31/2011	Onterio McCalebb (3)	109	vs. Virginia - 10 carries, 1 TD
9/1/2012	Tre Mason (1)	106	vs. Clemson - 14 carries
9/15/2012	Onterio McCalebb (4)	128	vs. ULM - 11 carries, 1 TD
11/3/2012	Tre Mason (2)	152	vs. New Mexico State - 22 carries, 1 TD
	Onterio McCalebb (5)	113	vs. New Mexico State - 8 carries, 2 TD
11/17/2012	Tre Mason (3)	181	vs. Alabama A&M - 12 carries, 2 TD
	Onterio McCalebb (6)	104	vs. Alabama A&M - 15 carries, 2 TD
8/31/2013	Corey Grant (1)	146	vs. Washington State - 9 carries, 1 TD
9/7/2013	C. Artis-Payne (1)	102	vs. Arkansas State - 19 carries, 1 TD
9/21/2013	Tre Mason (4)	132	at LSU - 26 carries, 2 TD
10/5/2013	Nick Marshall (1)	140	vs. Ole Miss - 14 carries, 2 TD
10/12/2013	C. Artis-Payne (2)	133	vs. Western Carolina - 7 carries, 1 TD
	Tre Mason (5)	100	vs. Western Carolina - 6 carries, 2 TD

10/19/2013	Tre Mason (6)	178	at Texas A&M - 27 carries, 1 TD
	Nick Marshall (2)	100	at Texas A&M - 20 carries, 2 TD
11/2/2013	Tre Mason (7)	168	at Arkansas - 32 carries, 4 TD
11/9/2013	Nick Marshall (3)	214	at Tennessee - 14 carries, 2 TD
	Tre Mason (8)	117	at Tennessee - 20 carries, 3 TD
11/16/2013	Tre Mason (9)	115	vs. Georgia - 27 carries, 1 TD
11/30/2013	Tre Mason (10)	164	vs. Alabama - 29 carries, 1 TD
12/7/2013	Tre Mason (11)	304	vs. Missouri - 46 carries, 4 TD
	Nick Marshall (4)	101	vs. Missouri - 16 carries, 1 TD
1/6/2014	Tre Mason (12)	195	vs. Florida State - 34 carries, 1 TD
8/30/2014	C. Artis-Payne (3)	177	vs. Arkansas - 26 carries, 1 TD
9/6/2014	C. Artis-Payne (4)	112	vs. San Jose' State - 16 carries, 3 TD
	Nick Marshall (5)	103	vs. San Jose' State - 11 carries, 1 TD
9/27/2014	C. Artis-Payne (5)	116	vs. Louisiana Tech - 22 carries, 1 TD
	Nick Marshall (6)	105	vs. Louisiana Tech - 13 carries
10/4/2014	C. Artis-Payne (6)	126	vs. LSU - 24 carries
	Nick Marshall (7)	119	vs. LSU - 16 carries, 2 TD
10/11/2014	Nick Marshall (8)	100	at Mississippi State - 17 carries
10/25/2014	C. Artis-Payne (7)	167	vs. South Carolina - 25 carries, 1 TD
	Ricardo Louis (1)	102	vs. South Carolina - 3 carries, 1 TD
11/1/2014	C. Artis-Payne (8)	138	at Ole Miss - 27 carries, 1 TD
11/8/2014	C. Artis-Payne (9)	221	vs. Texas A&M - 30 carries, 2 TD
11/22/2014	C. Artis-Payne (10)	129	vs. Samford - 24 carries, 1 TD
1/1/2015	C. Artis-Payne (11)	126	vs. Wisconsin - 26 carries, 2 TD
9/5/2015	Peyton Barber (1)	115	vs. Louisville - 24 carries
9/12/2015	Peyton Barber (2)	125	vs. Jacksonville St. - 23 carries, 1 TD
9/26/2015	Peyton Barber (3)	137	vs. Mississippi St. - 27 carries
10/3/2015	Peyton Barber (4)	147	vs. San Jose' St. - 28 carries, 5 TD
10/24/2015	Peyton Barber (5)	120	at Arkansas - 37 carries, 4 TD
11/7/2015	Jovon Robinson (1)	159	at Texas A&M - 27 carries, 1 TD
12/30/2015	Jovon Robinson (2)	126	vs. Memphis [Birmingham] - 27 carries, 1 TD

## Quarterback 100-yard Rushing Games

10/5/1946	Travis Tidwell (1)	222	vs. Furman - 18 carries
11/7/1959	Bobby Hunt (1)	214	vs. Mississippi State - 16 carries
11/2/1963	Jimmy Sidle (1)	154	vs. Florida - 18 carries
11/7/1970	Tommy Traylor (1)	133	vs. Mississippi State - 9 carries, 2 TD
9/14/1974	Phil Gargis (1)	100	vs. Louisville - 11 carries, 2 TD
11/16/1974	Phil Gargis (2)	160	vs. Georgia - 24 carries, 1 TD
11/15/1975	Phil Gargis (3)	119	at Georgia - 29 carries
10/23/1976	Phil Gargis (4)	129	vs. Florida State - 14 carries, 4 TD
10/6/1979	Charles Thomas (1)	113	vs. North Carolina St. - 8 carries, 2 TD
11/8/2008	Kodi Burns (1)	158	vs. UT-Martin - 13 carries, 2 TD
9/4/2010	Cam Newton (1)	171	vs. Arkansas State - 15 carries, 2 TD
9/25/2010	Cam Newton (2)	176	vs. South Carolina - 25 carries, 3 TD
10/9/2010	Cam Newton (3)	198	at Kentucky - 28 carries, 4 TD
10/16/2010	Cam Newton (4)	188	vs. Arkansas - 25 carries, 3 TD
10/23/2010	Cam Newton (5)	217	vs. LSU - 28 carries, 2 TD
11/13/2010	Cam Newton (6)	151	vs. Georgia - 30 carries, 2 TD
10/5/2013	Nick Marshall (1)	140	vs. Ole Miss - 14 carries, 2 TD
10/19/2013	Nick Marshall (2)	100	at Texas A&M - 20 carries, 2 TD
11/9/2013	Nick Marshall (3)	214	at Tennessee - 14 carries, 2 TD
12/7/2013	Nick Marshall (4)	101	vs. Missouri - 16 carries, 1 TD
9/6/2014	Nick Marshall (5)	103	vs. San Jose' State - 11 carries, 1 TD
9/27/2014	Nick Marshall (6)	105	vs. Louisiana Tech - 13 carries
10/4/2014	Nick Marshall (7)	119	vs. LSU - 16 carries, 2 TD
10/11/2014	Nick Marshall (8)	100	at Mississippi State - 17 carries

## Opponent 100-yard Rushing Games

10/15/1949	Bobby North, Georgia Tech	168	- 1 TD
11/25/1950	Fred Cone, Clemson	163	- 3 TD
11/24/1951	Larry Gressette, Clemson	177	- 1 TD
12/1/1951	Bobby Marlow, Alabama	233	- 3 TD
9/30/1967	Charlie Fulton, Tennessee	103	- 2 TD
9/21/1968	Mike Richardson, SMU	116	
9/26/1970	Curt Watson, Tennessee	142	
9/26/1970	Don McLeary, Tennessee	119	- 1 TD
11/28/1970	Johnny Musso, Alabama	221	- 1 TD

# Individual Game Highs By Date

11/13/1971	Andy Johnson, Georgia	163	- 1 TD
11/27/1971	Johnny Musso, Alabama	167	- 2 TD
12/2/1972	Steve Bisceglia, Alabama	102	- 1 TD
11/3/1973	Preston Kendrick, Florida	119	- 1 TD
11/10/1973	Wayne Jones, Mississippi State	116	
11/17/1973	Horace King, Georgia	113	- 1 TD
10/12/1974	Sonny Collins, Kentucky	127	
11/2/1974	Jimmy DuBose, Florida	143	
9/27/1975	Stanley Morgan, Tennessee	138	
10/4/1975	Roscoe Coles, Virginia Tech	139	- 1 TD
10/4/1975	Phil Rogers, Virginia Tech	128	- 1 TD
10/11/1975	Sonny Collins, Kentucky	109	
10/18/1975	Anthony Head, Georgia Tech	103	- 3 TD
11/1/1975	Jimmy DuBose, Florida	149	- 1 TD
11/8/1975	Bruce Threadgill, Mississippi State	104	- 1 TD
11/15/1975	Andy Reid, Georgia	112	- 2 TD
9/25/1976	Kelsey Finch, Tennessee	124	- 1 TD
10/9/1976	Terdell Middleton, Memphis	137	
10/23/1976	Jeff Leggett, Florida State	108	- 2 TD
11/13/1976	Kevin McLee, Georgia	203	- 1 TD
11/13/1976	Al Pollard, Georgia	158	- 2 TD
11/27/1976	Tony Nathan, Alabama	141	- 2 TD
9/17/1977	Ben Garry, Southern Miss	110	- 1 TD
10/8/1977	Billy Ray Vickers, N.C. State	106	
10/15/1977	Rodney Lee, Georgia Tech	112	
10/22/1977	Larry Key, Florida State	170	- 2 TD
11/26/1977	Johnny Davis, Alabama	104	- 1 TD
11/26/1977	Jeff Rutledge, Alabama	102	
10/7/1978	Ottis Anderson, Miami	104	
10/14/1978	Frank Mordica, Vanderbilt	148	
10/21/1978	Eddie Lee Ivery, Georgia Tech	127	
12/2/1978	Major Ogilvie, Alabama	104	
9/29/1979	Jimmy Streater, Tennessee	106	- 2 TD
10/13/1979	Whit Taylor, Vanderbilt	124	- 1 TD
10/13/1979	Frank Mordica, Vanderbilt	103	- 1 TD
10/27/1979	James McDougald, Wake Forest	147	- 4 TD
11/10/1979	Stanley Howell, Mississippi State	104	
12/1/1979	Steve Whitman, Alabama	107	
9/27/1980	Terry Daniels, Tennessee	125	
9/5/1981	Marcus Gilbert, TCU	116	- 2 TD
11/14/1981	Herschel Walker, Georgia	165	- 1 TD
11/13/1982	Herschel Walker, Georgia	177	- 2 TD
10/1/1983	Roosevelt Snipes, Florida State	100	
12/3/1983	Kerry Goode, Alabama	142	
12/3/1983	Ricky Moore, Alabama	109	- 1 TD
8/28/1984	Alonzo Highsmith, Miami	140	
10/13/1984	Roosevelt Snipes, Florida State	103	
11/3/1984	Neal Anderson, Florida	108	- 1 TD
9/28/1985	Keith Davis, Tennessee	102	
10/26/1985	Hank Phillips, Mississippi State	109	
11/30/1985	Gene Jelks, Alabama	192	- 2 TD
11/8/1986	Reggie Taylor, Cincinnati	153	- 1 TD
11/29/1986	Bobby Humphrey, Alabama	204	
1/2/1989	Sammie Smith, Florida State	115	
9/30/1989	Reggie Cobb, Tennessee	225	- 1 TD
10/21/1989	Amp Lee, Florida State	110	
11/3/1990	Errict Rhett, Florida	142	- 2 TD
11/17/1990	Joseph Dupree Jr., Georgia	119	
9/28/1991	James Stewart, Tennessee	149	
10/12/1991	Marcus Wilson, Vanderbilt	102	- 3 TD
11/2/1991	Errict Rhett, Florida	112	- 1 TD
11/16/1991	Garrison Hearst, Georgia	114	- 1 TD
11/14/1992	Garrison Hearst, Georgia	117	- 1 TD
10/16/1993	Errict Rhett, Florida	196	- 1 TD
11/5/1994	Junior Smith, East Carolina	142	- 1 TD
11/12/1994	Terrell Davis, Georgia	113	
11/19/1994	Sherman Williams, Alabama	164	- 1 TD
9/2/1995	Dou Innocent, Mississippi	137	
9/30/1995	Moe Williamson, Kentucky	164	- 2 TD
10/14/1995	Fred Taylor, Florida	111	- 1 TD
10/28/1995	Madre Hill, Arkansas	186	- 1 TD
11/11/1995	Torin Kirtsey, Georgia	157	- 2 TD
1/1/1996	Stephen Pitts, Penn State	118	- 1 TD
10/19/1996	Elijah Williams, Florida	116	- 1 TD
10/19/1996	Fred Taylor, Florida	110	
11/23/1996	Dennis Riddle, Alabama	131	
9/20/1997	Cecil Collins, LSU	232	- 2 TD
10/18/1997	Fred Taylor, Florida	140	
12/6/1997	Jamal Lewis, Tennessee	127	
9/3/1998	Thomas Jones, Virginia	100	- 1 TD
10/3/1998	Jamal Lewis, Tennessee	140	- 1 TD
10/10/1998	James Johnson, Mississippi State	133	- 1 TD
11/14/1998	Olandis Gary, Georgia	130	- 2 TD
10/16/1999	Bo Carroll, Florida	104	- 1 TD
10/30/1999	Chrys Chukwuma, Arkansas	115	- 1 TD
9/9/2000	Deuce McAllister, Mississippi	104	- 3 TD
10/7/2000	Dicenzo Miller, Mississippi State	136	
10/28/2000	Fred Talley, Arkansas	161	- 1 TD
12/2/2000	Earnest Graham, Florida	169	
9/22/2001	James Mungro, Syracuse	142	- 3 TD
9/29/2001	Lew Thomas, Vanderbilt	173	- 2 TD
10/20/2001	Joe Smith, Louisiana Tech	129	- 1 TD
11/17/2001	Santonio Beard, Alabama	199	- 2 TD
11/17/2001	Ahmaad Galloway, Alabama	127	
12/1/2001	LaBrandon Toefield, LSU	120	- 1 TD
12/31/2001	Willie Parker, North Carolina	131	- 1 TD
9/28/2002	Walter Reyes, Syracuse	111	- 2 TD
10/12/2002	Fred Talley, Arkansas	241	- 1 TD
9/6/2003	PJ Daniels, Georgia Tech	140	- 1 TD
10/18/2003	Nick Turner, Mississippi State	123	- 1 TD
10/25/2003	Justin Vincent, LSU	127	
12/4/2004	Gerald Riggs, Tennessee [SEC]	182	- 2 TD
9/3/2005	P.J. Daniels, Georgia Tech	111	- 1 TD
10/15/2005	Darren McFadden, Arkansas	108	- 2 TD
10/22/2005	Joseph Addai, LSU	105	
11/5/2005	Rafael Little, Kentucky	124	- 2 TD
1/2/2006	Brian Calhoun, Wisconsin	213	- 1 TD
10/7/2006	Darren McFadden, Arkansas	145	- 1 TD
10/7/2006	Felix Jones, Arkansas	104	- 1 TD
10/21/2006	Matt Forte, Tulane	117	
11/11/2006	Kregg Lumpkin, Georgia	105	- 1 TD
9/15/2007	Anthony Dixon, Mississippi State	103	
11/10/2007	Knowshon Moreno, Georgia	101	- 2 TD
12/31/2007	C.J. Spiller, Clemson	112	- 1 TD
9/20/2008	Charles Scott, LSU	132	
10/11/2008	Michael Smith, Arkansas	176	- 1 TD
10/23/2008	Noel Devine, West Virginia	207	- 1 TD
11/1/2008	Cordera Eason, Ole Miss	104	
11/15/2008	Knowshon Moreno, Georgia	131	
11/29/2008	Glen Coffee, Alabama	144	- 1 TD
9/19/2009	Noel Devine, West Virginia	128	- 3 TD
10/10/2009	Michael Smith, Arkansas	145	- 1 TD
10/17/2009	Derrick Locke, Kentucky	126	
	Randall Cobb, Kentucky	109	- 1 TD
10/31/2009	Dexter McCluster, Ole Miss	186	- 1 TD
9/18/2010	Wayne Ellington, Clemson	140	- 1 TD
9/10/2011	Vick Ballard, Mississippi State	135	- 1 TD
	Chris Relf, Mississippi State	106	
10/29/2011	Brandon Bolden, Ole Miss	114	- 2 TD
11/12/2011	Isaiah Crowell, Georgia	132	- 1 TD
11/12/2011	Carlton Thomas, Georgia	127	
11/19/2011	Jeremiaha Gates, Samford	119	
11/26/2011	Trent Richardson, Alabama	203	
9/1/2012	Andre Ellington, Clemson	231	
10/13/2012	Jeff Scott, Ole Miss	137	
10/20/2012	Zac Stacy, Vanderbilt	169	- 1 TD
10/27/2012	Trey Williams, Texas A&M	109	- 1 TD
11/10/2012	Todd Gurley, Georgia	116	- 1 TD
11/10/2012	Keith Marshall, Georgia	105	- 1 TD
11/24/2012	Eddie Lacy, Alabama	131	- 2 TD

# Individual Game Highs By Date

---

9/14/2013	Dak Prescott, Mississippi St	133	- 2 TD
9/21/2013	Jeremy Hill, LSU	184	- 3 TD
11/2/2013	Jonathan Williams, Arkansas	104	
11/9/2013	Rajion Neal, Tennessee	124	- 1 TD
11/30/2013	T.J. Yeldon, Alabama	144	- 1 TD
12/7/2013	Henry Josey, Missouri	123	
10/11/2014	Dak Prescott, Mississippi State	121	- 2 TD
11/15/2014	Nick Chubb, Georgia	144	- 2 TD
	Todd Gurley, Georgia	138	- 1 TD
11/29/2014	T.J. Yeldon, Alabama	127	- 2 TD
1/1/2015	Melvin Gordon, Wisconsin	251	- 3 TD
	Corey Clement, Wisconsin	105	
9/5/2015	Lamar Jackson, Louisville	106	- 1 TD
9/19/2015	Leonard Fournette, LSU	228	- 3 TD
10/3/2015	Tyler Ervin, San Jose' State	160	- 1 TD
10/15/2015	Boom Williams, Kentucky	113	- 2 TD
10/24/2015	Alex Collins, Arkansas	105	- 1 TD
11/7/2015	Tra Carson, Texas A&M	109	
11/28/2015	Derrick Henry, Alabama	271	- 1 TD

# Long Plays

## Run

- 92, Ralph O'Gwynne vs. Loyola (11/21/1936)
- 88, Brent Fullwood at Mississippi State (10/25/1986)
- 87, Lionel James vs. Georgia (11/13/1982)
- 86, Tre Mason vs. Alabama A&M (11/17/2012)
- 85, Joe Cribbs vs. Alabama (11/26/1977)
- 84, Lionel James vs. Southern Miss (9/10/1983) [no TD]  
84, Connie Frederick vs. Alabama (11/29/1969)
- 82, Phil Gargis vs. Florida State (10/23/1976)
- 80, Carnell Williams vs. Alabama (11/22/2003)  
80, Bo Jackson vs. Florida (10/29/1983)  
80, Travis Tidwell vs. Furman (11/24/1946)
- 79, James Brooks vs. Vanderbilt (10/13/1979)  
79, Bobby Freeman vs. Wofford (10/5/1951)  
79, Ralph O'Gwynne vs. B'Ham-Southern (9/25/1936)
- 78, Terry Henley at Clemson (10/10/1970)  
78, Rudi Johnson vs. Louisiana Tech (10/21/2000)
- 77, Eric Hines-Tucker vs. UT-Chattanooga (9/9/1995)  
77, Jimmy Sidle vs. Florida State (11/23/1963)  
77, Jimmy Fenton vs. Birmingham-Southern (9/25/1936)
- 76, James Joseph vs. Kansas (9/17/1988)  
76, Bo Jackson at Georgia Tech (10/19/1985)  
76, Bo Jackson vs. Southwestern Louisiana (9/7/1985)  
76, Fob James vs. UT-Chattanooga (9/24/1955)
- 75, Corey Grant vs. Washington State (8/31/2013)  
75, Tristan Davis at Kentucky (11/5/2005)  
75, Casey Kimbrell at Duke (11/4/1933)  
75, Ricardo Louis vs. South Carolina (10/25/2014)
- 74, Kenny Irons at LSU (10/22/2005)  
74, Lionel James vs. Mississippi State (10/22/1983)  
74, Dick McGowan vs. Florida (11/26/1938)
- 73, Alex Smith vs. Vanderbilt (10/12/1991)
- 72, James Brooks at Kansas State (9/16/1978)  
72, Carnell Williams vs. Mississippi State (10/18/2003)  
72, Carnell Williams, vs. ULM (11/1/2003)
- 71, Cam Newton vs. Arkansas State (9/4/2010)  
71, Bo Jackson vs. Alabama (12/3/1983)
- 70, Onterio McCalebb vs. LSU (10/23/2010)  
70, Brad Lester vs. Ball State (9/17/2005) [no TD]  
70, Rudi Johnson vs. Wyoming (8/31/2000)  
70, James Bostic vs. Alabama (11/20/1993)  
70, Brent Fullwood vs. SW Louisiana (9/7/1985)  
70, Bobby Hoppe vs. Mississippi State (11/10/1956)
- 69, Collis Campbell at Florida State (10/13/1984)  
69, Bo Jackson vs. Alabama (12/3/1983)  
69, Sam Dejarnette vs. Richmond (10/4/1980)
- 68, Onterio McCalebb at Ole Miss (10/30/2010)  
68, Kenny Irons vs. Ball State (9/17/2005)  
68, Tommie Agee vs. Florida State (10/12/1985) [no TD]  
68, James Brooks at Georgia Tech (10/20/1979)  
68, James Brooks at Kansas State (9/16/1978)  
68, Dwight Hurston vs. Georgia Tech (10/19/1968)  
68, Fob James vs. Kentucky (10/8/1955)  
68, Jackie Creel vs. Louisiana College (11/3/1951)
- 67, Terrell Zachery vs. Alabama (11/27/2009)  
67, Mario Fannin vs. New Mexico State (9/22/2007)  
67, Bo Jackson at Georgia (11/16/1985)  
67, Lionel James vs. Wake Forest (9/11/1982)  
67, James Brooks vs. Georgia (11/17/1979)
- 66, Alex Smith vs. Cal State Fullerton (9/8/1990) [no TD]  
66, James Brooks vs. Mississippi State (11/10/1979)
- 65, Jeremy Johnson at LSU (9/19/2015)  
65, Carnell Williams vs. Vanderbilt (9/14/2002)  
65, Brent Fullwood vs. Cincinnati (11/10/1984)  
65, Bobby Freeman vs. Georgia (11/14/1953)
- 64, Reid McMilion vs. Southern Miss (9/25/1993) [no TD]
- 63, Tony Richardson vs. Southern Miss (11/10/1990) [no TD]  
63, George Peoples vs. Alabama (11/28/1981)
- 62, Nick Marshall at Tennessee (11/9/2013) [no TD]  
62, Onterio McCalebb vs. Ball State (9/26/2009) [no TD]  
62, Markeith Cooker vs. Fresno State (9/7/1996)  
62, Jim Reynolds vs. Maryland (10/25/1958)  
62, Ed Dyas vs. UT-Chattanooga (10/4/1958)
- 61, Mitzi Jackson vs. Memphis (9/13/1975)  
61, Fob James vs. UT-Chattanooga (9/24/1955)

- 60, Onterio McCalebb vs. Virginia [Chick-fil-A] (12/31/2011)  
60, Ben Tate at Arkansas (10/10/2009)  
60, Terrell Zachery at Arkansas (10/10/2009) [no TD]  
60, Joe Cribbs vs. Georgia (11/18/1978)  
60, Charlie Trotman vs. Georgia (11/18/1978)

## Pass

- 94, Cam Newton-Emory Blake vs. ULM (10/2/2010)
- 93, Chris Todd-Terrell Zachery vs. Louisiana Tech (9/5/2009)
- 88, Nick Marshall-Sammie Coates at Arkansas (11/2/2013)
- 87, Jason Campbell-Silas Daniels vs. Louisiana Tech (10/9/2004)
- 85, Reggie Slack-James Joseph vs. Kansas (9/17/1988)  
85, Pat Sullivan-Alvin Bresler vs. Georgia Tech (10/17/1970)
- 84, Ben Leard-Ronney Daniels at LSU (9/18/1999)
- 83, Reggie Slack-Alexander Wright at Tennessee (9/30/1989)  
82, Chris Todd-Mario Fannin, West Virginia (9/19/2009)
- 81, Dudley Spence-Lee Hayley vs. Wofford (10/11/1952)
- 80, Cam Newton-Terrell Zachery vs. Chattanooga 911/6/2010)  
80, Pat Sullivan-Terry Beasley at Florida (10/31/1970)
- 78, Cam Newton-Terrell Zachery vs. Clemson (9/18/2010)  
78, Ben Leard-Ronney Daniels at Georgia (11/13/1999)  
78, Jeff Klein-Ronney Daniels vs. Central Florida (11/6/1999)  
78, Stan White-Joe Frazier at Tennessee (9/28/1991)  
78, Reggie Slack-Alexander Wright vs. Pacific (9/9/1989)  
78, Bobby Hunt-Lamar Rawson at Miami (10/23/1959)
- 77, Jeremy Johnson-Jason Smith vs. Alabama (11/28/2015)  
77, Dameyune Craig-Karsten Bailey at Virginia. (9/4/1997)
- 76, Nick Marshall-Quan Bray vs. Mississippi State (9/14/2013)  
76, Dameyune Craig-Karsten Bailey at Georgia. (11/15/1997)
- 75, Daniel Cobb-Marcel Willis vs. Syracuse (9/28/2002)  
75, Reggie Slack-Alexander Wright vs. Tenn. (9/24/1988)
- 74, Charlie Trotman-Byron Franklin vs. Ala. (11/26/1977)
- 73, Nick Marshall-Ricardo Louis vs. Georgia (11/16/2013)  
73, Reggie Slack-Alexander Wright vs. Pacific (9/9/1989)  
73, Pat Sullivan-Terry Beasley at Kentucky (10/3/1970)
- 72, Chris Todd-Darvin Adams vs. Alabama (11/27/2009)  
72, Jason Campbell-Tim Carter at LSU (12/1/2001)  
72, Clyde Baumgartner-Jeff Gilligan at Kentucky. (10/11/1975)  
72, Pat Sullivan-Terry Beasley vs. Tennessee (9/26/1970)
- 71, Lloyd Nix-Red Phillips at Houston (10/26/1957)  
71, William Tucker-Robert Briggs at Vanderbilt (10/29/1949)
- 70, Cam Newton-Terrell Zachery at Alabama (11/26/2010)  
70, Dameyune Craig-Karsten Bailey at Arkansas (10/25/1997)  
70, Pat Sullivan-Terry Beasley at Georgia (11/13/1971)  
70, Pat Sullivan-Mark Currier at Tennessee (9/27/1969)  
70, Loran Carter-Mark Currier vs. Alabama (11/30/1968)  
70, Loran Carter-Freddie Hyatt vs. Kentucky (10/7/1967)  
70, Howell Tubbs-Red Phillips vs. Georgia (11/17/1956)
- 69, Dameyune Craig-Hicks Poor vs. Tenn. (12/6/1997) [SEC]  
69, Alex Bowden-Freddie Hyatt vs. Florida (10/30/1965)
- 68, Nick Marshall-Sammie Coates vs. Arkansas State (9/7/2013)  
68, Jason Campbell-Ben Obomanu vs. Ole Miss (11/8/2003)  
68, Patrick Nix-Frank Sanders vs. East Caro. (11/5/1994)  
68, Loran Carter-Tim Christian vs. Miami (10/26/1968)  
68, William Tucker-George Davis at Georgia Tech (10/15/1949)  
68, Nick Marshall-Sammie Coates at Alabama (11/29/2014)
- 67, Jeremy Johnson-Sammie Coates vs. Florida Atlantic (10/26/2013)  
67, Jason Campbell-Devin Aromashodu vs. Arkansas (10/16/2004)  
67, Jason Campbell-Jeris McIntyre at Vanderbilt (9/13/2003)  
67, Dameyune Craig-Robert Baker at Ole Miss (9/14/1996)  
67, Howell Tubbs-Red Phillips vs. Florida St. (11/24/1956)
- 66, Ben Leard-Ronney Daniels vs. Wyoming (8/31/2000)

# Long Plays

## Interception Return

- 100, Walter McFadden vs. Northwestern [Outback] (1/1/2010)
- 98, John Liptak vs. Georgia (11/15/1947)
- 96, Calvin Jackson vs. Florida (10/16/1993)
- 93, Walter McFadden vs. Tennessee Tech (11/3/2007)
- 88, David Langner vs. UT-Chattanooga (9/18/1971)
- 81, Lloyd Cheatham at Boston College (11/4/1939)
- 79, Tommy Lorino vs. Alabama (11/30/1957)
- 77, Jayson Bray vs. Tennessee (12/6/1997) [SEC]
- 78, Robenson Therezie vs. Ole Miss (10/5/2013)
- 76, Carl Christian at Florida (11/30/1946)
- 75, Fob James vs. Mississippi State (11/5/1955)  
75, Joe Bob Mitchell vs. Oglethorpe (9/29/1934)
- 73, Chris Shelling at Georgia (11/13/1993)
- 68, George Atkins at Clemson (11/21/1953)
- 66, Jackie Burkett vs. Alabama (11/30/1957)
- 65, Larry Casher vs. Florida (10/16/1999)  
65, Takeo Spikes vs. Louisiana Tech (10/11/1997)
- 64, Travaris Robinson vs. LSU (10/26/2002)
- 60, Karlos Dansby vs. LSU (10/26/2002)  
60, Trent Fisher vs. Alabama A&M (11/17/2012)
- 59, Neiko Thorpe vs. Arkansas (10/11/2008)  
59, Bryant Harvard vs. Miami (10/22/1960)

## Kickoff Returns

- 110, Lewis Hardage at Georgia Tech (11/7/1908)
- 100, Tre Mason vs. Washington State (8/31/2013)  
100, Tim Carter vs. LSU (9/16/2000)  
100, Sam Dejarnette vs. Mississippi State (10/25/1980)  
100, Jimmy Burson vs. UT-Chattanooga (10/8/1960)  
100, Bobby Duke at Mississippi State (10/10/1953)  
100, Oterio McCalebb at Mississippi State (9/8/2012)
- 99, Oterio McCalebb vs. Arkansas (10/16/2010) [No TD]  
99, Demond Washington at Georgia (11/14/2009)
- 97, Tre Mason vs. Utah State (9/3/2011)  
97, Tristan Davis vs. Arkansas (10/11/2008)
- 96, Brent Fullwood vs. Southern Miss (9/22/1984)  
96, Mike Fuller at Georgia (11/17/1973)  
96, Spec Kelly vs. Mississippi State (10/14/1938)
- 95, Demond Washington at Ole Miss (10/30/2010)  
95, Tristan Davis vs. UT-Martin (11/8/2008)
- 94, James Brooks vs. Duke (9/20/1980)
- 93, Brad Lester vs. Ball State (9/17/2005)
- 92, Rick Neel at Florida State (10/25/1975)
- 90, Corey Grant at Tennessee (11/9/2013)  
90, Billy Ball at Clemson (11/22/1947)
- 89, Larry Ellis at Florida (10/29/1966)
- 88, James Pettus vs. Kentucky (10/10/1959)
- 87, Ray Pelfrey vs. Louisiana Tech (10/2/1948)
- 84, Wallace Clark at Kentucky (10/3/1970)

## Punt Returns

- 95, Bobby Freeman vs. Georgia (11/14/1953)
- 89, James Owens at Florida (10/31/1970)
- 85, Chris Davis at Tennessee (11/9/2013)
- 83, Thomas Bailey vs. Ole Miss (9/14/1991)
- 81, Trey Gainous at Tennessee (9/24/1983)
- 79, Robert Baker vs. South Carolina (10/5/1996)
- 76, Quan Bray vs. Louisiana Tech (9/27/2014)
- 73, George Rose vs. UT-Chattanooga (10/12/1963)
- 72, Shane Wasden vs. Vanderbilt (10/13/1990)
- 70, Chris Davis vs. Florida Atlantic (10/26/2013)  
70, Larry Willingham vs. Wake Forest (9/20/1969)
- 69, Freddie Weygand vs. Kansas (9/12/1987)
- 66, Robert Dunn vs. Louisiana-Monroe (8/30/2008)
- 63, Mike Fuller vs. UT-Chattanooga (9/21/1974)
- 61, Jimmy Carter vs. Clemson (10/14/1967)
- 57, Robert Dunn vs. Kansas State (9/1/2007)
- 56, Marcus Davis vs. Memphis (12/30/2015)
- 55, Mike Fuller vs. UT-Chattanooga (9/21/1974)

55, Quan Bray vs. San Jose' State (9/6/2014)

## Punts

- 87, Rufus Deal vs. Georgia Tech (10/28/1939)
- 77, Lewis Colbert vs. Southwestern Louisiana (9/7/1985)
- 71, Kody Bliss vs. Tulane (10/21/2006)  
71, Damon Duval vs. Northern Illinois (9/23/2000)  
71, Terry Daniel vs. Florida (10/16/1993)
- 70, Damon Duval at Ole Miss (9/9/2000)  
70, Lewis Colbert vs. Mississippi State (10/26/1985)  
70, Roger Pruett vs. UT-Chattanooga (9/22/1973)
- 69, Kody Bliss at South Carolina (9/28/2006)  
69, Damon Duval at Southern Cal (9/2/2002)
- 68, Terry Daniel vs. Southwestern Louisiana (10/24/1992)
- 67, Damon Duval vs. North Carolina (12/31/2001)  
67, Damon Duval vs. Mississippi State (10/9/1999)  
67, Terry Daniel vs. Mississippi State (10/9/1993)  
67, David Beverly vs. Alabama (11/28/1970)
- 66, Lewis Colbert vs. Alabama (11/30/1985)
- 65, Damon Duval at Mississippi State (10/7/2000)  
65, Skip Johnston at Florida (11/4/1978)  
65, Skip Johnston at Georgia Tech (10/15/1977)

## Field Goal

- 57, Philip Yost vs. Western Kentucky (9/27/2003)  
57, Neil O'Donoghue vs. Tennessee (9/25/1976)
- 56, Daniel Carlson vs. Louisville [Atlanta] (9/5/2015)  
56, John Riley at Tennessee (9/27/1969)
- 55, John Vaughn at Mississippi State (9/9/2006)  
55, Win Lyle vs. Tennessee (9/26/1987)
- 54, Neil O'Donoghue vs. Mississippi State (11/8/1975)  
54, John Riley vs. Kentucky (10/4/1969)
- 53, Robert McGinty vs. Cincinnati (11/10/1984)  
53, Neil O'Donoghue vs. Virginia Tech (10/4/1975)
- 52, Daniel Carlson vs. Ole Miss (10/31/2015)  
52, Daniel Carlson at Kentucky (10/15/2015)  
52, Cody Parkey vs. Misasouri (12/7/2013)  
52, Wes Byrum, Southern Miss (9/6/2008)  
52, John Vaughn vs. Washington State (9/2/2006)  
52, Jaret Holmes vs. Clemson (1/2/1998) [Peach Bowl]  
52, Win Lyle at Tennessee (9/26/1987)  
52, Al Del Greco at Nebraska (10/3/1981)  
52, Al Del Greco vs. Alabama (11/29/1980)  
52, Jorge Portela vs. Florida (11/3/1979)  
52, Neil O'Donoghue vs. Mississippi State (11/6/1976)  
52, Gardner Jett vs. Colorado (12/30/1972) [Gator Bowl]  
52, John Riley vs. Florida (11/1/1969)
- 51, Daniel Carlson vs. Mississippi State (9/26/2015)  
51, Damon Duval vs. Ball State (9/1/2001)  
51, Jorge Portela vs. Florida (10/29/1977)  
51, John Riley vs. Clemson (10/14/1967)  
51, Daniel Carlson vs. Wisconsin (1/1/2015)
- 50, Jaret Holmes vs. UAB (8/31/1996)  
50, Neil O'Donoghue vs. Georgia Tech (10/16/1976)

## Field Goal Returns

- 109, Chris Davis vs. Alabama (11/30/2013)\*

\*Return was officially 100 yards, but recorded as 109 yards.

# Longest Drives (since 1970)

## All Drives

### By Plays

Plays	Yards	Time	Opponents
20	81	9:54	at West Virginia (10/23/2008)
19	86	7:22	at Kentucky (10/9/2010)
*19	67	9:00	Florida (11/4/1989)
19	90	10:06	Ole Miss (10/5/1985)
*17	70	7:52	Georgia Tech (10/21/1972)
*17	52	5:20	Mississippi State (10/26/1991)
17	85	8:38	at South Carolina (9/28/2006)
17	82	8:31	Western Kentucky (9/27/2003)
17	80	7:43	Mississippi State (10/28/1989)
17	80	8:25	at Tennessee (9/26/1987)
17	91	3:37	at Georgia Tech (10/17/1987)
17	80	6:43	vs. Southern Cal (1/1/1987)
17	80	6:10	Southern Miss (9/22/1984)
17	87	5:53	at Ole Miss (10/6/1984)
17	80	6:34	Miami (10/7/1978)

### By Yards

Yards	Plays	Time	Opponents
99	8	3:16	at Ole Miss (10/30/2004)
99	10	3:55	at Mississippi St. (10/11/2014)
99	11	4:16	Louisiana Tech (10/9/2004)
99	14	2:46	Georgia (11/15/1986)
98	12	4:37	at Ole Miss (10/30/2010)
98	3	:48	Louisiana Tech (9/5/2009)
98	10	5:51	at Virginia (9/4/1997)
98	9	3:14	vs. Alabama (11/27/1987)
98	7	2:49	Arkansas (8/30/2014)
98	6	1:58	Kentucky (10/2/1971)
97	2	:42	ULM (10/2/2010)
97	12	4:44	Florida (10/30/1971)
96	12	6:17	at Texas A&M (10/19/2013)
96	11	3:46	at Ole Miss (11/1/2014)
96	14	5:41	The Citadel (9/25/2004)
96	5	1:59	Tennessee (9/27/1986)
96	2	0:55	Georgia (11/13/1982)
*96	8	4:05	at Clemson (10/12/1970)
96	7	3:26	New Mexico St (11/3/2012)
96	16	6:03	at Arkansas (10/24/2015)
95	9	3:49	Arkansas (10/28/2000)
95	13	4:39	Texas (9/17/1983)

### By Time of Possession

Time	Plays	Yards	Opponents
10:06	19	90	Ole Miss (10/5/1985)
9:54	20	81	at West Virginia (10/23/2008)
*9:37	14	67	at Tennessee (11/9/2013)
*9:00	19	67	Florida (11/4/1989)
8:45	15	80	Florida (10/29/1983)
8:38	17	85	at South Carolina (9/28/2006)
8:34	15	82	Kentucky (9/29/1994)
8:33	16	80	vs. Ohio State (1/1/1990)
*8:31	16	61	LSU (9/16/2006)
8:31	17	82	Western Kentucky (9/27/2003)
8:25	17	80	at Tennessee (9/26/1987)
8:19	16	85	UT-Martin (11/8/2008)
8:12	16	86	Kentucky (10/12/1974)
*8:15	15	58	Ole Miss (9/8/2001)
8:12	16	86	Kentucky (10/12/1974)
*8:03	14	53	Florida Atlantic (10/26/2013)
*8:00	16	59	Georgia (11/13/1982)

\* Non-scoring drives

## Longest Scoring Drives

### By Plays

Plays	Yards	Time	Opponents
20	81	9:54	at West Virginia (10/23/2008)
19	86	7:22	at Kentucky (10/9/2010)
19	90	10:06	Ole Miss (10/5/1985)
17	85	8:38	at South Carolina (9/28/2006)
17	82	8:31	Western Kentucky (9/27/2003)
17	80	7:43	Mississippi State (10/28/1989)
17	80	8:25	at Tennessee (9/26/1987)
17	91	3:37	at Georgia Tech (10/17/1987)
17	80	6:43	vs. Southern Cal (1/1/1987)
17	80	6:10	Southern Miss (9/22/1984)
17	87	5:53	at Ole Miss (10/6/1984)
17	80	6:34	Miami (10/7/1978)
16		14 times; most recent 10/24/2015 at Ark.	

### By Yards

Yards	Plays	Time	Opponents
99	8	3:16	at Ole Miss (10/30/2004)
99	11	4:16	Louisiana Tech (10/9/2004)
99	14	2:46	Georgia (11/15/1986)
99	10	3:55	at Mississippi St. (10/11/2014)
98	12	4:37	at Ole Miss (10/30/2010)
98	3	:48	Louisiana Tech (9/5/2009)
98	10	5:51	at Virginia (9/4/1997)
98	9	3:14	vs. Alabama (11/27/1987)
98	7	2:49	Arkansas (8/30/2014)
98	6	1:58	Kentucky (10/2/1971)
97	2	:42	ULM (10/2/2010)
97	12	4:44	Florida (10/30/1971)
96	12	6:17	at Texas A&M (10/19/2013)
96	7	3:26	New Mexico St. (11/3/2012)
96	14	5:41	The Citadel (9/25/2004)
96	5	1:59	Tennessee (9/27/1986)
96	2	:55	Georgia (11/13/1982)
96	11	3:46	at Ole Miss (11/1/2014)
96	16	6:03	at Arkansas (10/24/2015)
95	9	3:49	Arkansas (10/28/2000)
95	13	4:39	Texas (9/17/1983)

### By Time of Possession

Time	Plays	Yards	Opponents
10:06	19	90	Ole Miss (10/5/1985)
9:54	20	81	at West Virginia (10/23/2008)
8:45	15	80	Florida (10/29/1983)
8:38	17	85	at South Carolina (9/28/2006)
8:34	15	82	Kentucky (9/29/1994)
8:33	16	80	vs. Ohio State (1/1/1990)
8:31	17	82	Western Kentucky (9/27/2003)
8:25	17	80	at Tennessee (9/26/1987)
8:19	16	85	UT-Martin (11/8/2008)
8:12	16	86	Kentucky (10/12/1974)
7:58	15	80	Florida State (10/12/1985)
7:57	16	80	Mississippi State (11/10/1979)
7:49	14	86	Ole Miss (9/13/1997)

## Longest Non-Scoring Drives

### By Plays

Plays	Yards	Time	Opponent
19	67	9:00	Florida (11/4/1989)
17	70	7:52	Georgia Tech (10/21/1972)
17	52	5:20	Mississippi State (10/26/1991)
16	68	7:09	vs. Oregon (1/10/2011)
16	73	4:50	South Carolina (9/25/2010)
16	84	7:40	Georgia Tech (10/20/1984)
16	82	7:26	Ole Miss (10/29/2005)
16	76	6:14	at Tennessee (12/4/2004)
16	73	7:35	vs. Ole Miss (11/6/1976)
16	71	5:42	UT-Chattanooga (9/21/1974)
16	65	7:58	Louisiana Tech (10/11/1997)
16	61	8:31	LSU (9/16/2006)
16	59	8:00	Georgia (11/13/1982)
16	55	7:09	vs. Alabama (11/27/1987)

### By Yards

Yards	Plays	Time	Opponent
96	8	4:05	at Clemson (10/12/1970)
94	10	4:02	Ole Miss (10/29/2005)
88	14	4:40	vs. Penn State (1/1/1996)
87	14	4:48	at TCU (9/13/1980)
84	16	7:40	Georgia Tech (10/20/1984)
83	12	4:48	Baylor (9/18/1976)
82	16	7:26	Ole Miss (10/29/2005)
82	13	6:05	at Georgia (11/11/1995)
82	9	5:03	Florida (10/13/2001)
82	8	3:13	Kansas (9/12/1987)
82	7	2:46	at Georgia (11/12/2005)

### By Time of Possession

Time	Plays	Yards	Opponent
9:37	14	67	at Tennessee (11/9/2013)
9:00	19	67	Florida (11/4/1989)
8:31	16	61	LSU (9/16/2006)
8:15	15	58	Ole Miss (9/8/2001)
8:03	14	53	Florida Atlantic (10/26/2013)
8:00	16	59	Georgia (11/13/1982)
7:58	16	65	Louisiana Tech (10/11/1997)
7:58	14	62	at LSU (10/25/2003)
7:52	17	70	Georgia Tech (10/21/1972)
7:41	10	56	Western Carolina (10/12/2013)
7:41	15	34	Arkansas (11/2/1996)
7:40	16	84	Georgia Tech (10/20/1984)
7:37	14	64	at Ole Miss (10/6/1984)
7:31	15	79	San Jose' State (10/3/2015)

### GAMES MISSING:

1979 vs. Tennessee  
 1980 vs. Georgia; vs. Florida  
 1982 vs. Mississippi State; vs. Florida  
 1984 vs. Florida  
 1986 vs. Texas A&M  
 1987 vs. Mississippi State  
 1988 vs. Syracuse (Sugar Bowl)

# Specialty Touchdowns/Safeties

## Auburn's Defensive Touchdowns

11/8/1969	Larry Willingham	Mississippi St.	24 yd INT	11:39, 2nd
9/26/1970	Larry Willingham	Tennessee	52 yd INT	2:58, 2nd
9/18/1971	David Langner	Chattanooga	88 yd INT	13:36, 3rd
10/23/1971	Mike Flynn	Clemson	17 yd fumble	5:42, 2nd
10/20/1973	Chris Vacarella	at Georgia Tech	0 yd fumble	14:49, 4th
9/21/1974	David Williams	Tennessee-Chatt.	27 yd INT	6:28, 2nd
9/23/1978	Charles Wood	at Virginia Tech	0 yd fumble	12:14, 4th
11/4/1978	Frank Warren	at Florida	0 yd fumble	4:14, 1st
9/22/1979	Jerry Beasley	Southern Miss.	38 yd INT	10:42, 1st
10/8/1983	David King	at Kentucky	40 yd INT	13:50, 2nd
11/5/1983	Donnie Humphrey	Maryland	0 yd fumble	0:09, 4th
10/13/1984	Ed Graham	at Florida State	60 yd fumble	14:43, 3rd
12/27/1984	Kevin Porter	Arkansas	35 yd INT	1:17, 1st
10/12/1985	Kevin Porter	Florida State	33 yd INT	4:26, 4th
10/12/1985	Ron Stallworth	Florida State	22 yd INT	4:04, 4th
11/9/1985	Tom Powell	East Carolina	52 yd INT	1:25, 3rd
10/4/1986	Nate Hill	Western Carolina	0 yd fumble	2:57, 2nd
10/4/1986	Malcolm McCary	Western Carolina	25 yd INT	12:27, 4th
10/11/1986	Kurt Crain	at Vanderbilt	0 yd fumble	13:54, 1st
11/8/1986	Kevin Porter	Cincinnati	42 yd INT	8:50, 4th
10/17/1987	Kurt Crain	at Georgia Tech	0 yd fumble	3:19, 2nd
10/17/1987	Aundray Bruce	at Georgia Tech	45 yd INT	0:00, 4th
10/24/1987	Kurt Crain	Mississippi St.	33 yd INT	14:15, 3rd
9/15/1990	Dennis Wallace	at Ole Miss	36 yd INT	0:24, 4th
9/21/1991	Corey Barlow	at Texas	INT	3:07, 1st
9/28/1991	Fred Smith	at Tennessee	21 yd INT	14:19, 4th
9/12/1992	Randy Hart	Samford	21 yd INT	10:09, 2nd
10/2/1993	Brian Robinson	at Vanderbilt	45 yd INT	1:21, 1st
10/16/1993	Calvin Jackson	Florida	96 yd INT	0:55, 1st
10/30/1993	Brian Robinson	at Arkansas	35 yd INT	14:00, 3rd
11/13/1993	Chris Shelling	at Georgia	73 yd INT	7:05, 3rd
9/17/1994	Chris Shelling	LSU	0 yd fumble	7:34, 2nd
9/17/1994	Ken Alvis	LSU	42 yd INT	12:14, 4th
9/17/1994	Fred Smith	LSU	32 yd INT	11:08, 4th
9/17/1994	Brian Robinson	LSU	41 yd INT	1:55, 4th
9/29/1994	Ken Alvis	Kentucky	37 yd INT	4:19, 2nd
9/29/1994	Mike Pelton	Kentucky	0 yd fumble	8:40, 3rd
10/14/1995	Anthony Harris	Florida	20 yd fumble	0:25, 1st
9/14/1996	Jayson Bray	at Ole Miss	34 yd INT	5:22, 2nd
10/12/1996	Dan Evans	at Mississippi St.	36 yd INT	11:06, 2nd
11/23/1996	Brad Ware	Alabama	34 yd INT	2:16, 2nd
9/4/1997	Ryan Taylor	at Virginia	25 yd INT	14:46, 3rd
10/11/1997	Takeo Spikes	Louisiana Tech	65 yd INT	4:19, 1st
10/25/1997	Marcus Washington	at Arkansas	13 yd fumble	0:41, 1st
10/10/1998	Leonardo Carson	at Mississippi St.	21 yd INT	0:43, 3rd
11/6/1999	Alex Lincoln	Central Florida	20 yd INT	2:04, 4th

9/14/2002	Karlos Dansby	Vanderbilt	7 yd fumble	5:58, 1st
9/14/2002	Spencer Johnson	Vanderbilt	27 yd fumble	12:32, 4th
11/1/2003	Kevin Hobbs	Louisiana-Monroe	20 yd INT	13:29, 2nd
10/9/2004	Carlos Rogers	Louisiana Tech	53 yd INT	3:23, 2nd
10/23/2004	Kevis Burnham	Kentucky	15 yd fumble	5:01, 4th
9/10/2005	Will Herring	Mississippi State	7 yd fumble	7:54, 3rd
11/12/2005	Karibi Dede	at Georgia	15 yd fumble	9:28, 4th
10/14/2006	Patrick Lee	Florida	20 yd fumble	0:00, 4th
9/1/2007	Antonio Coleman	Kansas State	34 yd fumble	1:11, 4th
9/22/2007	Pat Sims	New Mexico State	21 yd fumble	7:33, 1st
11/3/2007	Walter McFadden	Tennessee Tech	93 yd INT	10:21, 4th
8/30/2008	Michael Goggans	Louisiana-Monroe	9 yd fumble	12:08, 1st
9/20/2008	Gabe McKenzie	LSU	24 yd INT	1:31, 2nd
9/27/2008	Jake Ricks	Tennessee	0 yd fumble	7:06, 2nd
9/12/2009	Antonio Coleman	Mississippi State	20 yd INT	2:21, 1st
9/19/2009	Craig Steven	West Virginia	15 yd INT	3:41, 4th
1/1/2010	Walter McFadden	vs. Northwestern	100 yd INT	4:37, 1st
12/4/2010	T'Sharvan Bell	South Carolina	10 yd INT	7:23, 3rd
10/16/2010	Zac Etheridge	Arkansas	47 yd fumble	9:44, 4th
9/10/2011	Demetruce McNeal	Mississippi State	43 yd INT	11:39, 1st
9/24/2011	Jermaine Whitehead	Florida Atlantic	25 yd INT	13:34, 3rd
11/26/2011	Kenneth Carter	Alabama	0 yd fumble	:04, 1st
11/3/2012	Daren Bates	New Mexico State	62 yd fumble	2:58, 3rd
11/17/2012	Trent Fisher	Alabama A&M	60 yd INT	2:38, 4th
10/5/2013	Robenson Therezie	Ole Miss	78 yd INT	1:39, 1st
8/30/2014	Jermaine Whitehead	Arkansas	33 yd INT	2:39, 3rd
9/5/2015	Justin Garrett	vs. Louisville	82 yd fumble	6:54, 2nd
11/21/2015	Johnathan Ford	Idaho	48 yd INT	6:47, 2nd

## Auburn's Blocked Kick Touchdowns

10/7/1961	John McGeever	Kentucky	82 yd FG	
11/8/1969	Don Webb	Mississippi State	30 yd punt	8:08, 2nd
12/2/1972	David Langner	vs. Alabama	25 yd punt	5:30, 4th
12/2/1972	David Langner	vs. Alabama	20 yd punt	1:34, 4th
9/22/1973	Roger Mitchell	UT-Chattanooga	4 yd punt	9:48, 1st
10/19/1974	Pat Jones	Georgia Tech	42 yd punt	4:11, 1st
9/20/1975	Kim Sellers	at Baylor	56 yd punt	2:32, 1st
10/17/1981	Christopher Martin	at Georgia Tech	77 yd FG	10:46, 4th
10/13/1990	Larry Young	Vanderbilt	punt	7:27, 2nd
9/9/1995	Larry Melton	UT-Chattanooga	6 yd punt	2:15, 3rd
9/25/1999	Rashaud Walker	Ole Miss	0 yd punt	:09, 2nd
9/30/2000	Casinious Moore	Vanderbilt	0 yd punt	9:55, 2nd
11/1/2003	Justin Fetsko	ULM	0 yd punt	9:22, 2nd
10/14/2006	Tre Smith	Florida	15 yd punt	10:51, 3rd
10/17/2009	Neiko Thorpe	Kentucky	69 yd FG	7:25, 1st



# Specialty Touchdowns/Safeties

## Auburn's Kick/Punt Return Touchdowns

11/7/1908	Lewis Hardage	at Georgia Tech	110 yd KOR	
10/10/1953	Bobby Duke	at Mississippi State	100 yd KOR	
10/10/1959	James Pettus	Kentucky	88 yd KOR	
10/8/1960	Jimmy Burson	UT-Chattanooga	100 yd KOR	
9/20/1969	Larry Willingham	Wake Forest	70 yd PR	9:47, 2nd
10/3/1970	Wallace Clark	at Kentucky	84 yd KOR	9:53, 3rd
9/21/1974	Mike Fuller	UT-Chattanooga	55 yd PR	:00, 1st
	Mike Fuller	UT-Chattanooga	63 yd PR	13:22, 3rd
11/9/1974	Mike Fuller	Mississippi State	52 yd PR	0:21, 2nd
10/25/1975	Rick Neel	at Florida State	92 yd KOR	10:28, 3rd
9/20/1980	James Brooks	Duke	94 yd KOR	5:24, 3rd
10/25/1980	Sam Dejarnette	Mississippi State	100 yd KOR	14:46, 3rd
9/24/1983	Trey Gainous	at Tennessee	81 yd PR	13:17, 4th
11/17/1983	Mike Fuller	at Georgia	96 yd KOR	4:41, 2nd
9/22/1984	Brent Fullwood	Southern Miss	96 yd KOR	4:48, 3rd
9/22/1984	Trey Gainous	Southern Miss	46 yd PR	2:59, 4th
9/12/1987	Freddie Weygand	Kansas	69 yd PR	:55, 1st
10/13/1990	Shayne Wasden	Vanderbilt	72 yd PR	8:56, 2nd
9/14/1991	Thomas Bailey	Ole Miss	83 yd PR	:25, 2nd
10/5/1996	Robert Baker	South Carolina	79 yd PR	5:00, 2nd
9/16/2000	Tim Carter	LSU	100 yd KOR	6:23, 3rd
9/17/2005	Brad Lester	Ball State	93 yd KOR	8:40, 3rd
8/30/2008	Robert Dunn	ULM	66 yd PR	:04, 1st
10/11/2008	Tristan Davis	Arkansas	97 yd KOR	6:33, 1st
11/8/2008	Tristan Davis	UT-Martin	95 yd KOR	14:46, 1st
11/14/2009	Demon Washington	at Georgia	99 yd KOR	14:11, 4th
10/30/2010	Demon Washington	at Ole Miss	95 yd KOR	2:26, 2nd
9/3/2011	Tre Mason	Utah State	97 yd KOR	7:46, 2nd
11/26/2011	Onterio McCalebb	Alabama	83 yd KOR	14:49, 3rd
9/8/2012	Onterio McCalebb	at Mississippi State	100 yd KOR	14:46, 3rd
8/31/2013	Tre Mason	Washington State	100 yd KOR	7:46, 2nd
11/9/2013	Chris Davis	at Tennessee	85 yd PR	9:51, 2nd

11/9/2013	Corey Grant	at Tennessee	90 yd KOR	14:45, 3rd
11/30/2013	Chris Davis	Alabama	109 miss FG	0:00, 4th
9/6/2014	Quan Bray	San Jose' State	55 yd PR	10:02, 2nd
9/27/2014	Quan Bray	Louisiana Tech	76 yd PR	13:21, 4th

## Auburn's Safeties

12/30/1974	Team	Texas		6:38, 2nd
11/8/1975	Team	Mississippi St.		7:53, 1st
9/11/1976	Team	at Arizona		3:03, 3rd
10/6/1979	Team	North Carolina St.		5:59, 3rd
11/17/1979	Frank Warren	at Georgia		10:22, 1st
8/27/1984	Tom Powell	Miami		0:56, 2nd
9/29/1984	Team	Tennessee		11:50, 2nd
11/10/1984	Team	Cincinnati		10:55, 2nd
1/1/1987	Tracy Rocker	Southern Cal.		8:35, 4th
10/22/1988	Team	Mississippi St.		8:37, 2nd
11/25/1988	Ron Stallworth	Alabama		3:18, 1st
9/15/1990	Bennie Pierce	at Ole Miss		10:05, 1st
11/20/1993	Jason Miska	Alabama		6:52, 2nd
9/3/1994	Dell McGee	at Ole Miss		1:12, 2nd
9/13/1997	Ryan Taylor	Ole Miss		9:39, 4th
10/4/1997	Team	at South Carolina		13:47, 4th
10/24/1998	Charles Dorsey	Louisiana Tech		7:43, 2nd
9/30/2000	Team	Vanderbilt		12:57, 4th
11/2/2002	Team	Ole Miss		9:44, 3rd
9/25/2004	Team	The Citadel		1:20, 1st
10/14/2006	Team	Florida		10:14, 2nd
10/11/2008	Team	Arkansas		
9/26/2009	Josh Bynes	Ball State		12:53, 2nd
1/20/2011	Mike Blanc	vs. Oregon		3:26, 2nd
12/31/2011	Team	vs. Virginia		1:57, 3rd
11/17/2012	Team	Alabama A&M		8:30, 4th

## Auburn in Overtime

**Auburn OT Record: 8-7**

**Home: 6-3 Road: 0-3 Neutral: 2-1**

**SEC: 1-5 Non-Conference: 7-2**

11/16/96	GEORGIA (4OT)	L, 56-49
9/25/99	OLE MISS	L, 24-27
11/11/00	GEORGIA	W, 29-26
10/20/01	LOUISIANA TECH	W, 48-41
9/28/02	SYRACUSE (3OT)	W, 37-34
10/19/02	at Florida	L, 30-23
10/22/05	at LSU	L, 20-17
9/8/07	SOUTH FLORIDA	L, 26-23
12/31/07	vs. Clemson*	W, 23-20
1/1/10	vs. Northwestern^	W, 38-35
9/18/10	CLEMSON	W, 27-24
9/15/12	ULM	W, 31-28
1/1/15	vs. Wisconsin^	L, 34-31
9/12/15	JACKSONVILLE STATE	W, 27-20
10/24/15	at Arkansas (4OT)	L, 54-46

## Auburn OT Records

First OT Game in SEC History:	Auburn vs. Georgia, 1996
Most OT Periods:	4, vs. Georgia, 1996; at Arkansas, 2015
Most OT Points Scored:	22 at Arkansas, 2015
Most Rushing Yards:	52, Peyton Barber at Arkansas, 2015
Most Passing Yards:	45, Dameyune Craig vs. Georgia, 1996
Most Receiving Yards:	23, Karsten Bailey vs. Georgia, 1996

*All games 1 OT unless noted*

*Home Games All Caps*

*\* Chick-fil-A Bowl*

*^ Outback Bowl*

# Two-Point Conversions

Date	Opponent	Play	Successful?	Date	Opponent	Play	Successful?
10/24/2015	at Arkansas	Sean White pass to Melvin Ray	Yes	12/27/1984	Arkansas	Pat Washington run	Yes
11/29/2014	Alabama	Nick Marshall rush	Yes	12/1/1984	Alabama	Bo Jackson run	Yes
11/16/2013	Georgia	Jonathan Wallace pass failed	No	10/13/1984	Florida State	Run	No
10/12/2013	Western Carolina	Ryan White run failed	No	10/13/1984	Florida State	Pass	No
10/5/2013	Ole Miss	Ryan White pass failed	No	9/29/1984	Tennessee	Pat Washington run	No
9/14/2013	Mississippi State	Ryan White pass to Brandon Fulse	Yes	9/15/1984	Texas	Run	No
8/31/2013	Washington State	Ryan White rush	Yes	9/15/1984	Texas	Pat Washington run	Yes
10/10/2009	Arkansas	Chris Todd pass	No	9/24/1983	Tennessee	Randy Campbell pass failed	No
11/18/2006	Alabama	Carl Stewart pass to Lee Guess	Yes	9/24/1983	Tennessee	Tommie Agee	Yes
11/11/2006	Georgia	Brandon Cox pass to Lee Guess	Yes	12/18/1982	Boston College	Mike Mann pass	No
10/16/2004	Arkansas	Jason Campbell pass to Ben Obomanu	Yes	11/27/1982	Alabama	Randy Campbell run	No
9/11/2004	Mississippi State	Sam Rives rush	Yes	9/25/1982	Tennessee	Bo Jackson run	Yes
11/22/2003	Alabama	Jason Campbell rush	Yes	11/14/1981	Georgia	Willie Howell run	No
1/1/2003	Penn State	Jason Campbell pass	No	10/10/1981	LSU	Joe Sullivan pass failed	No
11/2/2002	Ole Miss	Jason Campbell pass to Tre Smith	Yes	11/15/1980	Georgia	Joe Sullivan pass to Ed West	Yes
10/19/2002	Florida	Jason Campbell rush	Yes	11/15/1980	Georgia	Charles Thomas run	No
10/19/2002	Florida	Jason Campbell rush	Yes	11/9/1980	Alabama	George Peoples run	Yes
9/4/1999	Appalachian State	Ben Leard pass to Markeith Cooper	Yes	12/1/1979	Alabama	Joe Cribbs pass intercepted	No
1/2/1998	Clemson	Dameyune Craig pass	No	12/1/1979	Alabama	Charlie Trotman run	No
1/2/1998	Clemson	Dameyune Craig pass	No	11/17/1979	Georgia	Joe Cribbs run	No
11/22/1997	Alabama	Dameyune Craig pass	No	11/17/1979	Georgia	Charlie Trotman pass to Mark Robbins	Yes
12/31/1996	Army	Dameyune Craig pass	No	11/3/1979	Florida	Pass Interference	No
12/31/1996	Army	Dameyune Craig pass	No	10/27/1979	Wake Forest	Joe Cribbs run	Yes
11/9/1996	ULM	Dameyune Craig pass to Kevin McLeod	Yes	10/6/1979	North Carolina St.	Joe Cribbs run	Yes
9/21/1996	LSU	Jon Cooley pass intercepted	No	9/15/1979	Kansas State	Charlie Trotman pass to Mark Robbins	Yes
10/28/1995	Arkansas	Patrick Nix pass	No	9/15/1979	Kansas State	James Brooks run	Yes
10/28/1995	Arkansas	Patrick Nix pass to Errick Lowe	Yes	11/18/1978	Georgia	Charlie Trotman pass to Mark Robbins	Yes
10/14/1995	Florida	Dameyune Craig rush	No	10/7/1978	Miami	Charlie Trotman pass to Mark Robbins	Yes
10/14/1995	Florida	Dameyune Craig rush	No	9/30/1978	Tennessee	Charlie Trotman pass failed	No
10/14/1995	Florida	Dameyune Craig rush	No	9/23/1978	Virginia Tech	Charlie Trotman pass failed	No
9/2/1995	Ole Miss	Patrick Nix pass to Robert Baker	Yes	9/23/1978	Virginia Tech	Charlie Trotman pass failed	No
9/2/1995	Ole Miss	Patrick Nix pass failed	No	10/8/1977	North Carolina St.	Pass failed	No
11/4/1994	East Carolina	Patrick Nix pass to Fred Beasley	Yes	9/17/1977	Southern Miss	Dixon tackled on bad snap	No
10/15/1994	Florida	pass incomplete	No	11/6/1976	Mississippi State	Pass failed	No
9/3/1994	Ole Miss	Patrick Nix pass complete but short	No	10/9/1976	Memphis	Phil Gargis pass failed	No
10/31/1992	Arkansas	Stan White pass to Derrick Dorn	Yes	10/9/1976	Memphis	Phil Gargis run	Yes
10/24/1992	Louisiana Lafayette	Stan White pass failed	No	10/11/1975	Kentucky	Phil Gargis pass to Ed Butler	Yes
9/19/1992	LSU	Stan White pass to Orlando Parker	Yes	12/30/1974	Texas	Phil Gargis pass to Dan Nugent	Yes
10/26/1991	Mississippi State	Joe Frazier run	Yes	11/29/1974	Alabama	Phil Gargis pass failed	No
10/12/1991	Vanderbilt	Otis Mounds run	Yes	9/28/1974	Tennessee	Phil Gargis pass to Dan Nugent	Yes
10/5/1991	Southern Miss	Stan White pass failed	No	11/3/1973	Florida	Randy Walls pass to Thomas Gossom	Yes
8/31/1991	Georgia Southern	Stan White pass to Herbert Casey	Yes	9/15/1973	Oregon State	Randy Walls run	Yes
8/31/1991	Georgia Southern	Tony Amason pass to Victor Hall	Yes	10/28/1972	Florida State	Dave Beck pass failed	No
9/29/1990	Tennessee	Stan White pass failed	No	1/1/1972	Oklahoma	Dave Beck run	Yes
9/15/1990	Ole Miss	James Joseph run	Yes	10/30/1971	Florida	Tommy Lowry run	No
10/21/1989	Florida State	Reggie Slack pass to Stacy Danley	Yes	9/18/1971	Chattanooga	Dave Beck run	No
9/30/1989	Tennessee	Stacy Danley run	Yes	11/28/1970	Alabama	Pat Sullivan pass intercepted	No
10/31/1987	Florida	Jeff Burger pass complete but short	No	9/19/1970	Southern Miss	Pat Sullivan pass failed	No
11/15/1986	Georgia	Jeff Burger sacked	No	11/1/1969	Florida	Pat Sullivan pass failed	No
1/1/1986	Texas A&M	Brent Fullwood run	No	11/1/1969	Florida	Pat Sullivan pass failed	No
11/30/1985	Alabama	Pat Washington pass failed	No	11/1/1969	Florida	Unknown	No
9/28/1985	Tennessee	Bobby Walden run	No	9/20/1969	Wake Forest	Buddy McClinton run	No
9/28/1985	Tennessee	Bobby Walden pass failed	No	11/30/1968	Alabama	Loran Carter run	No
9/28/1985	Tennessee	Curtis Stewart run	Yes				
9/14/1985	Southern Miss	Jeff Burger run	No				

# Quarterback Starting Debuts

Year	Quarterback	Class	First Game	Result	Rushing	Passing	Career Record			Pct.
							W	L	T	
1969	Pat Sullivan	So.	*WAKE FOREST	W 57-0	4-52, 2td	9-7-0, 98, 2td	26	7	0	.788
1972	Randy Walls	So.	*Mississippi State	W 14-3	14-54, 0td	9-4-0, 38, 0td	9	3	0	.750
1972	Wade Whatley	So.	Colorado	W 24-3	13- 20, 1td	6-3-0, 42, 0td	4	2	0	.667
1973	Chris Vacarella	Fr.	HOUSTON	W 7-0	18-44, 1td	4-1-0, 10, 0td	2	1	0	.667
1974	Phil Gargis	So.	*Louisville	W 16-3	11-100, 2td	10-4-2, 42, 0td	18	15	1	.544
1977	Joe Crane	Sr.	*ARIZONA	W 21-10	7-0, 0td	12-4-0, 69, 0td	3	4	0	.429
1977	Charlie Trotman	So.	FLORIDA	W 29-14	8-4, 0td	14-9-0, 177, 1td	17	8	1	.673
1980	Joe Sullivan	So.	at TCU	W 10-7	9-17, 0td	7-5-0, 52, 1td	7	8	0	.467
1980	Charles Thomas	Jr.	TENNESSEE	L 0-42	14-5, 0td	9-6-0, 46, 0td	3	4	0	.429
1981	Ken Hobby	Fr.	FLORIDA	W 14-12	20-50, 0td	5-2-1, 30, 0td	1	1	0	.500
1982	Randy Campbell	Jr.	*WAKE FOREST	W 28-10	5-27, 0td	18-9-0, 95, 0td	20	4	0	.833
1984	Mike Mann	Sr.	*Miami	L 18-20	2-4, 0td	2-0-0, 0, 0td	2	2	0	.500
1984	Pat Washington	Jr.	Texas	L 27-35	0-0, 0td	27-15-1, 226, 0td	14	5	0	.737
1985	Jeff Burger	So.	*SW LOUISIANA	W 49-7	2-3, 0td	2- 1-0, 31, 0td	18	4	2	.760
1987	Reggie Slack	So.	Mississippi State	W 38-7	3-(-5),0td	17-11-0, 85, 3td	22	4	0	.846
1990	Stan White	RFr.	*CAL ST.-FULLERTON	W 38-17	2-(-9),0td	35-21-0, 324, 4td	29	14	2	.667
1994	Patrick Nix	Jr.	*Ole Miss	W 22-17	8-11, 1td	20-7-2, 83, 1td	17	5	1	.761
1996	Dameyune Craig	Jr.	*UAB	W 29-0	12-6, 0td	32-18-2, 183, 0td	18	7	0	.720
1998	Ben Leard	So.	*VIRGINIA	L 0-19	4-(-7), 0td	25-11-1, 146, 0td	13	11	0	.542
1998	Gabe Gross	Fr.	Mississippi State	L 21-38	12-7, 0td	15-4-2, 58, 1td	3	4	0	.429
1999	Jeff Klein	RFr.	Tennessee	L 0-24	3-(-17), 0td	29-15-4, 147, 0td	1	3	0	.250
2001	Jason Campbell	RFr.	*BALL STATE	W 30-0	5-17, 1td	28-16-0, 214, 1td	31	9	0	.775
2001	Daniel Cobb	Sr.	LOUISIANA TECH	W 48-41	1-3, 0td	48-28-4, 381, 5td	6	5	0	.546
2005	Brandon Cox	So.	*GEORGIA TECH	L 14-23	4-(-35),0td	44-22-4, 342, 2td	27	9	0	.750
2005	Blake Field	RFr.	W. KENTUCKY	W 37-14	4-3, 0td	22-13-0, 200, 3td	1	0	0	.000
2007	Kodi Burns	Fr.	NEW MEXICO ST.	W 55-20	7-20, 0td	5-1-0, 58, 1td	3	5	0	.375
2008	Chris Todd	Jr.	SOUTHERN MISS	W 27-13	2-(-11), 0td	31-21-0, 248, 0td	11	7	0	.611
2010	Cam Newton	Jr.	*ARKANSAS ST.	W 52-26	15-171, 2td	14-9-0, 186, 3td	14	0	0	1.000
2011	Barrett Trotter	Jr.	*UTAH STATE	W 42-38	5-(-9), 0td	23-17-0, 261, 3td	5	2	0	.714
2011	Clint Moseley	So.	LSU	L 10-45	9-(-44), 0td	20-12-1, 145, 0td	3	6	0	.333
2012	Kiehl Frazier	So.	*Clemson	L 17-28	9-(-9), 0td	27-11-1, 194, 1td	1	4	0	.200
2012	Jonathan Wallace	Fr.	NEW MEXICO ST.	W 42-7	3-9, 0td	16-9-1, 164, 1td	2	2	0	.500
2013	Nick Marshall	Jr.	*WASHINGTON ST.	W 31-24	9-27, 0td	19-10-0, 99, 0td	18	7	0	.720
2013	Jeremy Johnson	Fr.	WESTERN CAROLINA	W 62-3	3-26, 0td	21-17-1, 201, 4td	6	3	0	.667
2015	Sean White	RFr.	MISSISSIPPI STATE	L 9-17	11-29, 0td	20-28-1, 188, 0td	3	3	0	.500

\*Season opener

## Career Quarterback Records (1970-2015)

### Starts

Player	Starts
1. Stan White (1990-93).....	45
2. Jason Campbell (2001-04).....	40
3. Brandon Cox (2004-07).....	36
4. Phil Gargis (1974-76).....	34
5. Pat Sullivan (1969-71).....	33
6. Reggie Slack (1986-89).....	26
Charlie Trotman (1977-79).....	26
8. Dameyune Craig (1994-97).....	25
Nick Marshall (2013-14).....	25
9. Ben Leard (1997-00).....	24
Jeff Burger (1984-87).....	24
Randy Campbell (1981-83).....	24

### Victories

Player	Wins
1. Jason Campbell (2001-04).....	31
2. Stan White (1990-93).....	29
3. Brandon Cox (2004-07).....	27
4. Pat Sullivan (1969-71).....	26
5. Reggie Slack (1986-89).....	22
6. Randy Campbell (1981-83).....	20
Dameyune Craig (1994-97).....	18
Jeff Burger (1984-87).....	18
Phil Gargis (1974-76).....	18
Nick Marshall (2013-14).....	18
10. Patrick Nix (1992-95).....	17
Charlie Trotman (1977-79).....	17

### Winning Percentage

Player	Record	Pct.
1. Cam Newton (2010).....	14-0	1.000
2. Reggie Slack (1986-89).....	22-4	.846
3. Randy Campbell (1981-83).....	20-4	.833
4. Pat Sullivan (1969-71).....	26-7	.788
5. Jason Campbell (2001-04).....	31-9	.775
6. Patrick Nix (1992-95).....	17-5-1	.761
7. Jeff Burger (1984-87).....	18-4-2	.760
8. Brandon Cox (2004-07).....	27-9	.750
Randy Walls (1972-73).....	9-3	.750
10. Pat Washington (1983-85).....	14-5	.737
11. Dameyune Craig (1994-97).....	18-7	.720
Nick Marshall (2013-14).....	18-7	.720
13. Barrett Trotter (2011).....	5-2-0	.714
14. Charlie Trotman (1977-79).....	17-8-1	.673
15. Stan White (1990-93).....	29-14-2	.667
Jeremy Johnson (2013-15).....	6-3	.667
17. Chris Todd (2008-09).....	11-7	.611
18. Daniel Cobb (2000-03).....	6-5	.546
19. Phil Gargis (1974-76).....	18-15-1	.544
20. Ben Leard (1997-00).....	13-11	.542
21. Mike Mann (1982-84).....	2-2	.500
Jonathan Wallace (2012).....	2-2	.500
Sean White (2015).....	3-3	.500
24. Joe Sullivan (1980-81).....	7-8	.467
25. Gabe Gross (1998).....	3-4	.429
Charles Thomas (1979-81).....	3-4	.429
Joe Crane (1977).....	3-4	.429
28. Clint Moseley (2010-12).....	3-6	.333
29. Kiehl Frazier (2011-12).....	1-4	.200

# Yearly Leaders

## All-Purpose Yards

Year	Player	Rush	Rec	KOR	PR	Yards
1966	Freddie Hyatt	19	475	245	0	739
1967	Freddie Hyatt	15	553	381	0	949
1968	Mike Currier	211	137	374	0	722
1969	Mickey Zofko	565	143	194	0	902
1970	Terry Beasley	95	1051	0	0	1146
1971	Terry Beasley	13	846	0	0	859
1972	Terry Henley	843	33	58	0	934
1973	Mike Fuller	0	0	420	381	*827
1974	Secdrick McIntyre	839	0	0	0	839
1975	Rick Neel	4	0	489	129	622
1976	Joe Cribbs	171	59	490	80	800
1977	James Brooks	467	121	654	72	1314
1978	Joe Cribbs	1205	30	17	84	1336
1979	James Brooks	1208	15	577	0	1800
1980	James Brooks	1314	63	226	56	1659
1981	Lionel James	561	39	0	0	600
1982	Lionel James	779	56	73	394	1302
1983	Bo Jackson	1213	73	163	0	1449
1984	Brent Fullwood	628	30	509	0	1167
1985	Bo Jackson	1786	73	0	0	1859
1986	Brent Fullwood	1391	46	75	0	1512
1987	Lawyer Tillman	-1	600	0	0	599
1988	Stacy Danley	877	128	0	0	1005
1989	James Joseph	817	227	59	0	1103
1990	Herbert Casey	-8	439	348	11	790
1991	Thomas Bailey	-6	76	591	526	1187
1992	James Bostic	819	130	0	0	949
1993	James Bostic	1205	40	0	0	1245
1994	Stephen Davis	1263	92	0	0	1355
1995	Stephen Davis	1068	128	0	0	1196
1996	Robert Baker	4	526	454	230	1214
1997	Tyrone Goodson	0	906	0	0	906
1998	Clifton Robinson	-14	672	198	87	943
1999	Ronney Daniels	0	1068	0	0	1068
2000	Rudi Johnson	1567	70	0	0	1637
2001	Carnell Williams	614	140	190	0	944
2002	Ronnie Brown	1008	166	0	15	1189
2003	Carnell Williams	1307	20	51	269	1647
2004	Carnell Williams	1165	152	150	251	1718
2005	Kenny Irons	1293	164	0	2	1459
2006	Kenny Irons	893	78	0	0	971
2007	Ben Tate	903	144	36	0	1083
2008	Ben Tate	664	90	11	0	765
2009	Ben Tate	1362	105	139	0	1606
2010	Cam Newton	1473	42	0	0	1515
2011	Onterio McCalebb	641	344	388	0	1323
2012	Onterio McCalebb	570	132	523	0	1225
2013	Tre Mason	1816	163	395	0	2374
2014	Cameron Artis-Payne	1608	147	0	0	1755
2015	Peyton Barber	1017	112	0	0	1129

\* - includes 26 yards in interception returns

## Interceptions

Year	Player	Int	Yards	Avg
1960	Bryant Harvard	*6	113	18.8
1961	Jimmy Burson	*4	74	18.5
1962	Billy Edge	2	63	31.5
	George Rose	2	27	13.5
	David Rawson	2	5	2.5
1963	Tucker Frederickson	4	31	7.9
1964	N/A			
1965	Bill Cody	2	51	25.5
	Jack Thornton	2	4	2.0

1966	Four tied with	2		
1967	Buddy McClinton	4	39	9.7
1968	Donald Webb	6	45	7.5
1969	Buddy McClinton	*9	92	10.2
1970	Dave Beck	6	57	9.5
1971	Johnny Simmons	4	30	7.5
1972	David Langner	8	156	19.5
1973	Roger Mitchell	6	83	14.0
	Jim McKinney	6	48	8.0
1974	Jim McKinney	5	66	13.2
1975	Kim Sellers	2	38	19.0
1976	Danny Arnold	2	1	0.5
1977	James McKinney	*5	49	9.8
1978	Clifford Toney	5	36	7.2
1979	James McKinney	4	67	16.8
1980	Clifford Toney	5	23	4.6
1981	David King	3	44	14.6
1982	David King	6	63	10.5
1983	David King	2	40	20.0
	Jimmie Warren	2	28	14.0
	Victor Beasley	2	11	5.5
1984	John Dailey	2	13	6.5
	Jonathan Robinson	2	1	0.5
1985	Tommie Powell	6	114	19.0
1986	Chip Powell	5	94	18.8
	Alvin Briggs	5	7	1.4
1987	Kurt Crain	5	38	7.6
1988	Greg Staples	5	16	3.2
1989	John Wiley	3	0	0.0
1990	Dennis Wallace	4	39	9.8
1991	Corey Barlow	4	32	8.0
	Fred Smith	4	32	8.0
1992	Chris Shelling	4	0	0.0
1993	Brian Robinson	5	131	26.2
1994	Brian Robinson	*8	140	17.5
1995	Seven tied with	1		
1996	Brad Ware	4	83	20.8
	Jayson Bray	4	41	10.3
1997	Brad Ware	4	74	18.5
1998	Brad Ware	3	0	0.0
	Jayson Bray	3	11	3.7
	Larry Casher	3	32	10.7
1999	Larry Casher	5	117	23.4
2000	Rodney Crayton	5	15	3.0
2001	Karlos Dansby	*5	41	8.2
2002	Carlos Rogers	4	48	12.0
	Travaris Robinson	4	64	16.0
2003	Kevin Hobbs	3	33	11.0
	Will Herring	3	0	0.0
2004	Junior Rosegreen	*6	48	8.0
2005	Eight tied with	1		
2006	Eric Brock	2	26	13.0
	Will Herring	2	16	8.0
	David Irons	2	0	0.0
2007	Jerraud Powers	4	35	8.8
	Patrick Lee	4	34	8.5
2008	Josh Bynes	3	33	11.0
2009	Walter McFadden	6	154	25.7
2010	Zac Etheridge	3	52	17.3
	Josh Bynes	3	33	11.0
	Demond Washington	3	1	0.3
2011	Neiko Thorpe	3	66	22.0
2012	Trent Fisher	1	60	60.0
	Daren Bates	1	12	12.0
2013	Robenson Therezie	4	99	24.8
2014	Jonathan Jones	6	6	1.0
	Jermaine Whitehead	6	57	9.5
2015	Carlton Davis	3	0	0.0

\* - SEC Leader

# Yearly Leaders

## Tackles

Year	Player	Solo	Asst	TT
1976	Freddie Smith	76	49	125
1977	Freddie Smith	114	79	193
1978	Harris Rabren	63	47	110
1979	Freddie Smith	105	57	162
1980	Chris Martin	82	42	124
1981	Danny Skutack	77	48	125
1982	Gregg Carr	73	52	125
1983	Gregg Carr	91	45	136
1984	Ben Thomas	66	75	141
1985	Tracy Rocker	52	41	93
1986	Kurt Crain	85	71	156
1987	Kurt Crain	87	81	168
1988	Quentin Riggins	61	59	120
1989	Quentin Riggins	78	87	165
1990	James Willis	67	56	123
1991	Darrel Crawford	76	77	153
1992	James Willis	73	53	126
1993	Jason Miska	68	57	125
1994	Anthony Harris	63	53	116
1995	Marcellus Mostella	62	66	128
1996	Takeo Spikes	75	44	119
1997	Takeo Spikes	93	43	136
1998	Leonardo Carson	50	40	90
1999	Alex Lincoln	45	47	92
2000	Alex Lincoln	50	27	77
2001	Dontarrious Thomas	60	62	122
2002	Mark Brown	31	66	97
2003	Karlos Dansby	50	34	84
2004	Travis Williams	58	22	80
2005	Will Herring	34	35	69
2006	Will Herring	45	27	72
2007	Josh Thompson	32	35	67
2008	Zac Etheridge	38	37	75
2009	Josh Bynes	61	43	104
2010	Josh Bynes	36	37	73
2011	Daren Bates	59	45	104
2012	Daren Bates	39	55	94
2013	Cassanova McKinzy	43	32	75
2014	Johnathan Ford	62	31	93
2015	Johnathan Ford	68	50	118

## Punt Return Yardage

Year	Player	No	Yards	Avg
1966	Bobby Beard	29	266	9.3
1967	Jimmy Carter	38	473	12.4
1968	Donald Webb	26	178	6.8
1969	Buddy McClinton	19	204	10.7
1970	Larry Willingham	22	277	12.6
1971	James Owens	3	185	61.7
1972	David Langner	12	165	13.8
1973	Mike Fuller	20	381	19.1
1974	Mike Fuller	30	502	16.7
1975	Rick Neel	20	129	6.5
1976	Joe Cribbs	10	80	8.0
1977	James Brooks	10	72	7.2
1978	Joe Cribbs	11	84	7.6
1979	Joe Cribbs	20	145	7.3
1980	Darryl Wilks	9	77	8.6
1981	Chuck Clanton	9	90	10.0
1982	Lionel James	25	394	15.7
1983	Trey Gainous	15	170	11.3
1984	Trey Gainous	32	277	8.7
1985	Trey Gainous	31	267	8.6
1986	Trey Gainous	27	237	8.9
1987	Freddy Weygand	13	180	13.8
1988	Shayne Wasden	27	199	7.4
1989	Shayne Wasden	26	216	8.3
1990	Shayne Wasden	29	302	10.4
1991	Thomas Bailey	42	528	12.6
1992	Thomas Bailey	28	274	9.8
1993	Thomas Bailey	27	210	7.8
1994	Thomas Bailey	28	158	5.6
1995	Robert Baker	25	233	9.3
1996	Robert Baker	23	230	10.0
1997	Markeith Cooper	14	142	10.1
1998	Clifton Robinson	13	87	6.7
1999	Markeith Cooper	17	171	10.1
2000	Clifton Robinson	24	169	7.0
2001	Joe Walkins	15	167	11.1
2002	Roderick Hood	36	417	11.6
2003	Tre Smith	36	327	9.1
2004	Carnell Williams	22	251	11.4
2005	Tre Smith	26	203	7.8
2006	Robert Dunn	22	120	5.5
2007	Robert Dunn	32	301	9.4
2008	Robert Dunn	15	240	*16.0
2009	Philip Pierre-Louis	11	49	4.5
2010	Quindarius Carr	19	108	5.7
2011	Quan Bray	13	96	7.4
2012	Quan Bray	16	136	8.5
2013	Chris Davis	17	318	*18.7
2014	Quan Bray	15	272	*18.1
2015	Marcus Davis	15	179	11.9

\* - SEC Leader

# Yearly Leaders

## Kickoff Return Yardage

Year	Player	No	Yards	Avg
1966	Larry Ellis	11	246	22.4
1967	Freddie Hyatt	17	381	22.4
1968	Mark Currier	16	374	23.3
1969	Mickey Zofko	8	194	24.2
1970	Wallace Clark	6	185	30.8
1971	James Owens	9	254	28.2
1972	David Langner	13	369	28.4
1973	Mike Fuller	16	420	26.3
1974	Rick Neel	9	195	21.7
1975	Rick Neel	17	478	28.1
1976	Joe Cribbs	21	490	23.3
1977	James Brooks	27	654	24.2
1978	James Brooks	12	269	22.4
1979	James Brooks	21	577	27.5
1980	James Brooks	8	226	28.3
1981	Clayton Beauford	18	389	21.6
1982	Bo Jackson	7	154	21.3
1983	Bo Jackson	7	163	23.3
1984	Brent Fullwood	22	509	23.1
1985	Brent Fullwood	10	197	19.7
1986	Tommy Agee	10	215	21.5
1987	Freddy Weygand	9	194	21.6
1988	Alexander Wright	10	226	22.6
1989	Alexander Wright	5	180	36.0
1990	Herbert Casey	15	348	23.2
1991	Thomas Bailey	24	591	24.6
1992	Thomas Bailey	11	209	19.0
1993	Thomas Bailey	26	504	19.4
1994	Thomas Bailey	13	217	16.7
1995	Robert Baker	25	525	21.0
1996	Robert Baker	21	454	21.6
1997	Markeith Cooper	20	477	23.9
1998	Markeith Cooper	18	447	24.8
1999	Travaris Robinson	14	316	22.6
2000	Tim Carter	19	461	24.3
2001	Roderick Hood	18	323	17.9
2002	Roderick Hood	21	416	19.8
2003	Devin Aromashodu	15	290	19.3
2004	Carnell Williams	8	150	18.8
2005	Devin Aromashodu	20	485	24.2
2006	Tristan Davis	28	756	*27.0
2007	Mario Fannin	19	399	21.0
2008	Tristan Davis	24	657	*27.4
2009	Demond Washington	16	497	*31.1
2010	Demond Washington	46	1117	*24.3
2011	Tre Mason	24	633	*26.4
2012	Onterio McCalebb	23	523	22.7
2013	Tre Mason	15	395	*26.3
2014	Corey Grant	18	403	22.4
2015	Johnathan Ford	15	429	28.6

\* - SEC Leader

## Passing Yards

Year	Player	Att	Comp	Pct	Int	TD	Yards
1947	Travis Tidwell	94	43	.457	9	3	571
1948	Travis Tidwell	56	25	.446	8	1	476
1949	Travis Tidwell	105	49	.467	5	4	811
1950	William Tucker	92	41	.446	8	0	414
1951	Allan Parks	149	67	.450	12	4	839
1952	Dudley Spence	135	68	.504	16	8	833
1953	Bobby Freeman	85	42	.494	6	4	603
1954	Bobby Freeman	96	54	.563	10	6	865
1955	Howell Tubbs	49	28	.571	3	5	471
1956	Howell Tubbs	61	34	.557	2	5	514
1957	Lloyd Nix	60	33	.550	7	4	542
1958	Lloyd Nix	98	49	.500	7	4	682
1959	Bobby Hunt	36	15	.417	3	1	234
1960	Bryant Harvard	59	36	.610	3	1	493
1961	Bobby Hunt	119	55	.462	8	5	737
1962	Mailon Kent	121	59	.488	6	2	748
1963	Jimmy Sidle	136	53	.390	10	5	706
1964	Joseph Campbell	53	30	.566	4	1	422
1965	Alex Bowden	127	59	.465	15	9	941
1966	Larry Blakeney	95	45	.474	5	3	491
1967	Loran Carter	178	86	.478	17	9	1307
1968	Loran Carter	248	112	.451	21	14	1487
1969	Pat Sullivan	257	123	.479	16	16	1686
1970	Pat Sullivan	*281	167	.594	12	17	2586
1971	Pat Sullivan	281	162	.577	11	20	2012
1972	Randy Walls	97	46	.474	7	5	736
1973	Wade Whatley	53	29	.558	4	1	340
1974	Phil Gargis	81	35	.432	7	5	518
1975	Phil Gargis	94	37	.394	9	2	400
1976	Phil Gargis	166	80	.482	13	7	1118
1977	John Crane	108	43	.398	10	4	679
1978	Charlie Trotman	111	53	.477	9	3	760
1979	Charlie Trotman	131	58	.443	6	8	875
1980	Joe Sullivan	118	64	.542	8	6	772
1981	Joe Sullivan	65	28	.431	4	3	370
1982	Randy Campbell	158	81	.513	2	7	1061
1983	Randy Campbell	142	78	.549	3	5	873
1984	Pat Washington	171	77	.450	9	4	1202
1985	Pat Washington	142	78	.549	3	5	873
1986	Jeff Burger	222	126	.568	11	9	1671
1987	Jeff Burger	267	178	.667	9	13	2066
1988	Reggie Slack	*279	168	.602	11	9	2230
1989	Reggie Slack	252	148	.587	10	11	1996
1990	Stan White	338	180	.533	14	14	2242
1991	Stan White	317	158	.498	14	8	1927
1992	Stan White	305	157	.515	16	5	1790
1993	Stan White	271	164	.605	8	13	2057
1994	Patrick Nix	299	169	.565	7	13	2206
1995	Patrick Nix	331	201	.607	9	15	2574
1996	Dameyune Craig	310	169	.545	10	16	2296
1997	Dameyune Craig	403	216	.536	13	18	3277
1998	Gabe Gross	197	88	.447	12	7	1222
1999	Ben Leard	157	111	.707	1	12	1423
2000	Ben Leard	319	193	.605	10	12	2158
2001	Daniel Cobb	158	89	.563	7	7	1165
2002	Jason Campbell	149	94	.631	5	11	1215
2003	Jason Campbell	293	181	.618	8	10	2267
2004	Jason Campbell	270	188	.696	7	20	2700
2005	Brandon Cox	306	177	.578	8	15	2324
2006	Brandon Cox	271	163	.601	9	14	2198
2007	Brandon Cox	188	316	.595	13	9	2080
2008	Kodi Burns	179	94	.525	7	2	1050
2009	Chris Todd	328	198	.604	6	22	2612

# Yearly Leaders

2010	Cam Newton	280	185	.661	7	30	2854
2011	Barrett Trotter	167	92	.551	6	11	1184
2012	Kiehl Frazier	116	62	.534	8	2	753
2013	Nick Marshall	239	142	.594	6	14	1976
2014	Nick Marshall	293	178	.608	7	20	2532
2015	Sean White	143	83	.580	4	1	1166

## Punting

Year	Player	No	Yards	I20	Avg
1960	Joe Dolan	55	2021		36.7
1961	Robert Davis	55	2034		36.9
1962	Jon Kilgore	56	2257		40.3
1963	Jon Kilgore	51	2106		*41.3
1964	Jon Kilgore	56	2268		40.5
1965	Tommy Lunceford	52	2108		40.5
1966	Tommy Lunceford	60	2471		41.2
1967	Tommy Lunceford	59	2438		41.3
1968	Connie Frederick	78	2933		37.6
1969	Connie Frederick	55	2086		37.9
1970	David Beverly	38	1486		39.1
1971	David Beverly	48	1926		40.1
1972	David Beverly	72	2878		40.0
1973	Roger Pruett	79	3086		39.0
1974	Clyde Baumgartner	48	1794		37.5
1975	Clyde Baumgartner	49	2004		*40.9
1976	Clyde Baumgartner	56	2288		40.9
1977	Skip Johnston	55	2243		40.8
1978	Skip Johnston	67	2857		42.6
1979	Skip Johnston	50	2120		42.4
1980	Alan Bollinger	56	2185		39.0
1981	Alan Bollinger	65	2752		42.3
1982	Lewis Colbert	70	2841		40.6
1983	Lewis Colbert	55	2251		40.9
1984	Lewis Colbert	62	2477		40.0
1985	Lewis Colbert	57	2610		*45.8
1986	Brian Shulman	49	2161		44.1
1987	Brian Shulman	58	2358		40.7
1988	Brian Shulman	50	2061		41.2
1989	Richie Nell	34	1268		37.3
1990	Richie Nell	58	2101		36.2
1991	Thery George	60	2207		36.8
1992	Terry Daniel	65	2771		42.6
1993	Terry Daniel	51	2393		*46.9
1994	Terry Daniel	53	2358		*44.5
1995	Matt Hawkins	40	1604		40.1
1996	Jaret Holmes	48	2017		42.0
1997	Jaret Holmes	62	2659		42.9
1998	Jeremy Zills	71	2846		40.1
1999	Damon Duval	57	2443		42.9
2000	Damon Duval	65	2811		43.2
2001	Damon Duval	51	2244		44.0
2002	Damon Duval	54	2344		43.4
2003	Kody Bliss	64	2748		42.9
2004	Kody Bliss	47	1989		42.3
2005	Kody Bliss	44	1975		*44.9
2006	Kody Bliss	47	2149		*45.7
2007	Ryan Shoemaker	49	2080		42.4
2008	Clinton Durst	70	2947		42.1
2009	Clinton Durst	64	2612		40.8
2010	Ryan Shoemaker	32	1254		39.2
2011	Steven Clark	72	2941		40.8
2012	Steven Clark	70	2783		39.8
2013	Steven Clark	56	2385		42.6
2014	Daniel Carlson	41	1724		42.0
2015	Kevin Phillips	55	2254		41.0

\* - SEC leader

## Receptions

Year	Player	Rec	Yards	Avg	TD
1947	John Liptak	12	126	10.5	0
1948	Erk Russell	10	198	19.8	1
1949	Erk Russell	25	454	18.2	2
1950	Fred Duart	20	250	12.5	0
	Lee Hayley	20	187	9.4	0
1951	Lee Hayley	33	306	9.3	2
1952	Lee Hayley	24	395	16.5	6
1953	Jim Pyburn	25	379	15.2	3
1954	Jim Pyburn	*28	460	16.4	4
1955	Jimmy Phillips	14	272	19.4	1
1956	Jimmy Phillips	23	383	16.7	4
1957	Jimmy Phillips	15	357	23.8	4
1958	Jerry Wilson	16	207	12.9	0
1959	Leo Sexton	8	75	9.4	0
1960	Joe Leichtnam	10	131	13.1	1
1961	Dave Edwards	25	372	14.9	3
1962	Howard Simpson	24	301	12.5	2
1963	George Rose	15	202	13.5	4
1964	Tucker Frederickson	14	101	7.2	0
1965	Freddie Hyatt	21	368	17.5	2
1966	Freddie Hyatt	33	475	14.4	4
1967	Freddie Hyatt	34	553	16.3	6
1968	Tim Christian	47	623	13.3	7
1969	Terry Beasley	34	610	17.94	6
1970	Terry Beasley	52	1051	20.2	11
1971	Terry Beasley	*55	846	15.4	12
1972	Sandy Cannon	11	191	17.4	0
1973	Rett Davis	12	112	9.3	0
1974	Thomas Gossom	20	294	14.7	3
1975	Jeff Gilligan	23	421	18.3	3
1976	Chris Vacarella	15	353	23.5	2
1977	Byron Franklin	13	389	30.0	3
1978	Rusty Byrd	14	220	15.7	1
1979	Byron Franklin	19	373	19.6	3
1980	Byron Franklin	32	598	18.7	9
1981	Chris Woods	13	213	16.4	1
1982	Chris Woods	21	406	19.3	2
1983	Ed West	16	189	11.8	0
1984	Freddy Weygand	32	796	24.9	3
1985	Freddy Weygand	19	367	19.3	1
1986	Lawyer Tillman	35	730	20.9	6
1987	Duke Donaldson	43	398	9.3	1
1988	Freddy Wegand	38	577	15.2	3
1989	Alexander Wright	30	714	23.8	6
1990	Greg Taylor	46	650	14.1	7
1991	Fred Baxter	28	391	14.0	2
1992	Orlando Parker	31	438	14.1	3
1993	Frank Sanders	48	842	17.5	6
1994	Frank Sanders	58	910	15.7	7
1995	Willie Gosha	58	668	11.5	0
1996	Karsten Bailey	45	592	13.2	3
1997	Karsten Bailey	53	840	15.8	7
1998	Karsten Bailey	43	651	15.1	7
1999	Ronney Daniels	56	1068	19.1	9
2000	Ronney Daniels	34	378	11.1	3
2001	Tim Carter	35	570	16.3	3
2002	Marcel Willis	31	417	13.5	1
2003	Jeris McIntyre	41	621	15.1	3
2004	Courtney Taylor	43	737	17.1	6
2005	Ben Obomanu	33	357	10.8	5
2006	Courtney Taylor	54	704	13.0	2
2007	Rodgeriqu Smith	52	705	13.6	5
2008	Rodgeriqu Smith	30	332	11.1	1
2009	Darvin Adams	60	997	16.6	10
2010	Darvin Adams	52	963	18.5	7
2011	Emory Blake	36	613	17.0	5

# Yearly Leaders

2012	Emory Blake.....	50	789	15.8	3
2013	Sammie Coates.....	42	902	*21.5	7
2014	D'haquille Williams.....	45	730	16.2	5
2015	Ricardo Louis.....	46	716	15.6	3

\* - SEC leader

2006	Kenny Irons.....	198	893	4.5	4
2007	Ben Tate.....	202	903	4.5	8
2008	Ben Tate.....	159	664	4.2	3
2009	Ben Tate.....	263	1362	5.2	10
2010	Cam Newton.....	264	1473	5.6	20
2011	Michael Dyer.....	242	1242	5.1	10
2012	Tre Mason.....	171	1002	5.9	8
2013	Tre Mason.....	317	*1816	5.7	*23
2014	Cameron Artis-Payne.....	303	*1608	5.3	13
2015	Peyton Barber.....	238	1017	4.3	13

\* - SEC leader

## Rushing

Year	Player	Att	Yards	Avg	TD
1947	Billy Ball.....	44	157	3.6	
1948	Russell Inman.....	97	227	2.0	
1949	Charlie Langner.....	111	405	3.6	
1950	Jim McGowen.....	57	225	3.9	
1951	Homer Williams.....	148	721	4.9	
1952	Charles Hataway.....	114	433	3.8	
1953	Fob James.....	73	482	6.6	
1954	Joe Childress.....	148	*836	5.6	
1955	Fob James.....	123	*879	7.1	
1956	Tommy Lorino.....	*82	*692	8.4	
1957	Tommy Lorino.....	78	443	5.7	1
1958	Tommy Lorino.....	67	349	5.2	3
1959	Bobby Hunt.....	98	552	5.6	
1960	Ed Dyas.....	89	451	5.1	2
1961	Larry Rawson.....	121	448	3.7	3
1962	Jimmy Sidle.....	61	398	6.5	4
1963	Jimmy Sidle.....	185	*1006	5.4	10
1964	Tucker Frederickson.....	129	571	4.4	5
1965	Tom Bryan.....	133	561	4.2	5
1966	Richard Plagge.....	110	420	3.8	0
1967	Al Giffen.....	121	392	3.2	5
1968	Dwight Hurston.....	110	349	3.1	2
1969	Mickey Zofko.....	119	565	4.7	5
1970	Wallace Clark.....	86	422	4.9	5
1971	Tommy Lowry.....	87	499	5.7	6
1972	Terry Henley.....	216	*843	3.9	10
1973	Scedrick McIntyre.....	64	315	4.9	4
1974	Scedrick McIntyre.....	170	839	4.9	6
1975	Phil Gargis.....	162	658	4.1	2
1976	Phil Gargis.....	142	534	3.7	9
1977	Joe Cribbs.....	161	872	5.4	4
1978	Joe Cribbs.....	253	*1205	4.8	16
1979	James Brooks.....	163	*1208	7.4	10
1980	James Brooks.....	261	1314	5.0	9
1981	Lionel James.....	111	561	5.1	1
1982	Bo Jackson.....	127	829	6.5	9
1983	Bo Jackson.....	158	1213	7.7	12
1984	Brent Fullwood.....	117	628	5.4	7
1985	Bo Jackson.....	278	*1786	6.4	17
1986	Brent Fullwood.....	167	*1391	8.3	10
1987	Stacy Danley.....	94	468	5.0	1
1988	Stacy Danley.....	179	877	4.9	7
1989	James Joseph.....	172	817	4.8	4
1990	Stacy Danley.....	103	430	4.2	2
1991	Joe Frazier.....	140	651	4.7	4
1992	James Bostic.....	186	819	4.4	5
1993	James Bostic.....	199	*1205	6.1	12
1994	Stephen Davis.....	221	*1263	5.7	13
1995	Stephen Davis.....	180	1068	5.9	14
1996	Rusty Williams.....	80	439	5.5	4
1997	Rusty Williams.....	77	277	3.6	4
1998	Michael Burks.....	152	483	3.2	0
1999	Heath Evans.....	93	357	3.5	2
2000	Rudi Johnson.....	324	*1567	4.8	13
2001	Carnell Williams.....	120	614	5.1	6
2002	Ronnie Brown.....	175	1008	5.8	13
2003	Carnell Williams.....	241	1307	5.4	17
2004	Carnell Williams.....	239	1165	4.9	12
2005	Kenny Irons.....	256	*1293	5.1	13



# Yearly Leaders

## Scoring

Year	Player	TD	PAT	2PAT	FG	Pts
1960	Ed Dias	2	12	0	13	63
1961	Bobby Hunt	6	0	0	0	36
	Woody Woodall	0	19	1	5	36
1962	Woody Woodall	0	17	0	8	41
1963	Jimmy Sidle	10	0	0	0	60
1964	Tucker Frederickson	5	0	0	0	30
1965	Tom Bryan	5	0	1	0	32
1966	Jimmy Jones	0	11	0	7	32
1967	John Riley	0	16	0	9	43
1968	John Riley	0	25	0	12	61
1969	John Riley	0	39	0	10	69
1970	Terry Beasley	12	0	0	0	*72
1971	Terry Beasley	12	0	0	0	72
1972	Terry Henley	11	0	0	0	66
1973	Roger Pruettt	0	17	0	4	29
1974	Phil Gargis	6	0	0	0	36
	Secdrick McIntyre	6	0	0	0	36
1975	Neil O'Donoghue	0	13	0	12	49
1976	Phil Gargis	9	0	1	0	56
1977	Jorge Portela	0	19	0	15	64
1978	Joe Cribbs	16	0	1	0	*98
1979	Joe Cribbs	15	0	2	0	*94
1980	James Brooks	11	0	0	0	66
1981	Al Del Greco	0	21	0	9	48
1982	Al Del Greco	0	26	0	13	65
1983	Bo Jackson	14	0	0	0	84
1984	Robert McGinty	0	31	0	12	67
1985	Bo Jackson	17	0	0	0	*102
1986	Chris Knapp	0	49	0	10	79
1987	Win Lyle	0	32	0	15	77
1988	Win Lyle	0	36	0	14	78
1989	Win Lyle	0	27	0	16	75
1990	Jim Von Wyl	0	27	0	17	78
1991	Jim Von Wyl	0	18	0	15	63
1992	Scott Etheridge	0	20	0	22	86
1993	Scott Etheridge	0	45	0	12	81
1994	Matt Hawkins	0	40	0	13	79
1995	Stephen Davis	17	0	0	0	*102
1996	Jaret Holmes	0	43	0	13	82
1997	Jaret Holmes	0	36	0	14	78
1998	Rob Bironas	0	18	0	12	54
1999	Damon Duval	1	23	0	9	56
2000	Rudi Johnson	13	0	0	0	78
2001	Damon Duval	0	28	0	16	76
2002	Ronnie Brown	14	0	0	0	84
2003	Carnell Williams	17	0	0	0	102
2004	John Vaughn	0	51	0	12	87
2005	John Vaughn	0	50	0	12	86
2006	John Vaughn	0	34	0	20	94
2007	Wes Byrum	0	35	0	17	86
2008	Wes Byrum	0	22	0	11	55
2009	Wes Byrum	0	54	0	15	99
2010	Cam Newton	21	0	0	0	126
2011	Cody Parkey	0	41	0	13	80
2012	Cody Parkey	0	27	0	11	60
2013	Tre Mason	25	0	0	0	*150
2014	Daniel Carlson	0	57	0	18	111
2015	Daniel Carlson	0	40	0	23	109

\* - SEC leader

## Total Offense

Year	Player	Rush	Pass	Plays	Yards	TD
1960	Bryant Harvard	226	494	128	720	3
1961	Bobby Hunt	347	703	219	1050	8
1962	Jimmy Sidle	394	746	197	1140	8
1963	Jimmy Sidle*	1006	706	321	1712	15
1964	Tucker Frederickson	576	0	129	576	5
1965	Alex Bowden	120	941	191	1061	9
1966	Larry Blakeney	111	491	173	602	5
1967	Loran Carter*	66	1307	249	1373	13
1968	Loran Carter	-47	1487	296	1440	15
1969	Pat Sullivan	205	1686	313	1891	23
1970	Pat Sullivan*	270	2586	333	2856	26
1971	Pat Sullivan*	84	2012	328	2096	22
1972	Randy Walls	189	736	220	925	9
1973	Wade Whatley	32	340	106	372	3
1974	Phil Gargis	687	518	232	1205	11
1975	Phil Gargis	658	400	256	1058	4
1976	Phil Gargis	534	1118	308	1652	16
1977	Joe Cribbs	872	0	161	872	4
1978	Joe Cribbs	1205	74	257	1279	16
1979	James Brooks	1208	0	163	1208	10
1980	James Brooks	1314	0	262	1314	9
1981	Lionel James	561	0	112	561	1
1982	Randy Campbell	284	1061	275	1345	10
1983	Bo Jackson	1213	0	158	1213	12
1984	Pat Washington	186	1202	252	1388	6
1985	Bo Jackson	1786	0	279	1786	17
1986	Jeff Burger	-98	1671	248	1573	10
1987	Jeff Burger	-180	2066	305	1886	13
1988	Reggie Slack	-17	2230	318	2213	11
1989	Reggie Slack	3	1996	307	1999	13
1990	Stan White	-109	2242	376	2133	14
1991	Stan White	-3	1927	374	1924	12
1992	Stan White	-17	1790	381	1773	8
1993	Stan White	33	2057	350	2090	17
1994	Patrick Nix	59	2206	340	2265	19
1995	Patrick Nix	64	2574	379	2638	18
1996	Dameyune Craig	207	2296	433	2503	24
1997	Dameyune Craig	0	3277	499	3277	22
1998	Gabe Gross	97	1222	267	1319	9
1999	Ben Leard	-75	1186	134	1111	13
2000	Ben Leard	-87	2158	352	2071	15
2001	Jason Campbell	72	1117	188	1189	6
2002	Jason Campbell	206	1215	221	1421	14
2003	Jason Campbell	-1	2267	366	2266	11
2004	Jason Campbell	30	2700	328	2730	23
2005	Brandon Cox	-125	2324	350	2199	15
2006	Brandon Cox	-177	2198	322	2021	15
2007	Brandon Cox	-96	2080	363	1984	11
2008	Kodi Burns	411	1050	277	1461	7
2009	Chris Todd	-116	2612	372	2496	22
2010	Cam Newton	1473	2854	544	4327	50
2011	Barrett Trotter	62	1184	203	1246	11
2012	Tre Mason	1002	0	171	1002	8
2013	Nick Marshall	1068	1976	411	3044	26
2014	Nick Marshall	798	2532	446	3330	31
2015	Sean White	35	1166	173	1201	1

\* - SEC leader











# All-Time Results



## GEORGE PETRIE

*Responsible for forming the first Auburn football team and arranging the first game, a 10-0 victory over Georgia Feb. 20, 1892 at Piedmont Park, Atlanta*

<b>1892</b>	<b>2-2</b> George Petrie
-------------	-----------------------------

2/20	vs. Georgia	Atlanta, GA	10-0	W
11/22	vs. Duke	Atlanta, GA	6-34	L
11/23	vs. North Carolina	Atlanta, GA	0-64	L
11/25	at Georgia Tech	Atlanta, GA	26-0	W



## D.M. BALLIET

*Only game coached at Auburn was the Tigers' first win over Alabama 32-22 at Lakeview Park, Birmingham, Feb. 22, 1893*



## G.H. HARVEY

*Coached 1893 "Fall" season with wins over Alabama and Vanderbilt*

<b>1893</b>	<b>3-0-2</b> G.H. Harvey and D.M. Balliet
-------------	--

2/22	vs. Alabama	Birmingham	32-22	W
11/6	vs. Vanderbilt	Montgomery	30-10	W
11/18	vs. Sewanee	Atlanta, GA	14-14	T
11/30	vs. Alabama	Montgomery	40-16	W
12/7	at Georgia Tech	Atlanta, GA	0-0	T



## F.M. HALL

*The first to coach an exclusively Fall season at Auburn*

<b>1894</b>	<b>1-3</b> F.M. Hall
-------------	-------------------------

11/4	vs. Vanderbilt	Montgomery	4-20	L
11/17	at Georgia Tech	Atlanta, GA	94-0	W
11/24	vs. Georgia	Atlanta, GA	8-10	L
11/29	vs. Alabama	Montgomery	0-18	L



## JOHN HEISMAN

*Auburn's first "head" football coach, the namesake of college football's highest honor, was 12-4-2 in five years*

<b>1895</b>	<b>2-1</b> John Heisman
-------------	----------------------------

11/9	at Vanderbilt	Nashville, TN	6-9	L
11/23	at Alabama	Tuscaloosa	48-0	W
11/28	vs. Georgia	Atlanta, GA	16-6	W

<b>1896</b>	<b>3-1</b> John Heisman
-------------	----------------------------

10/6	at Mercer	Macon, GA	46-0	W
11/7	GEORGIA TECH	AUBURN	45-0	W
11/16	vs. Sewanee	Montgomery	38-6	W
11/26	vs. Georgia	Atlanta, GA	6-12	L

<b>1897</b>	<b>2-0-1</b> John Heisman
-------------	------------------------------

10/23	at Mercer	Macon, GA	26-0	W
10/29	at Nashville	Nashville, TN	14-4	W
10/30	at Sewanee	Sewanee, TN	0-0	T

<b>1898</b>	<b>2-1</b> John Heisman
-------------	----------------------------

11/5	GEORGIA TECH	AUBURN	29-6	W
11/14	NORTH CAROLINA	AUBURN	0-24	L
11/24	vs. Georgia	Atlanta, GA	18-17	W

<b>1899</b>	<b>3-1-1</b> John Heisman
-------------	------------------------------

10/14	GEORGIA TECH	AUBURN	63-0	W
10/21	MONTGOMERY	AUBURN	41-0	W
10/28	CLEMSON	AUBURN	34-0	W
11/18	vs. Georgia	Atlanta, GA	0-0	T
11/30	vs. Sewanee	Montgomery	10-11	L



## BILLY WATKINS

*Coached Auburn's first undefeated, untied football team in 1900, going 4-0*

<b>1900</b>	<b>4-0</b> Billy Watkins
-------------	-----------------------------

10/22	NASHVILLE	AUBURN	28-0	W
11/10	vs. Tennessee	Birmingham	23-0	W
11/17	vs. Alabama	Montgomery	53-5	W
11/30	vs. Georgia	Atlanta, GA	44-0	W

<b>1901</b>	<b>2-3-1</b> Billy Watkins
-------------	-------------------------------

10/19	vs. Nashville	Birmingham	5-23	L
10/26	NORTH CAROLINA	AUBURN	0-10	L
11/8	vs. Vanderbilt	Montgomery	0-41	L
11/15	at Alabama	Tuscaloosa	17-0	W
11/20	at LSU	Baton Rouge, LA	28-0	W
11/27	vs. Georgia	Atlanta, GA	0-0	T

### Scoring Values

	<b>TD</b>	<b>FG</b>	<b>PAT</b>
1889-97	4 pts	5 pts	2 pts
1989-1903	5 pts	5 pts	1 pt
1904-08	5 pts	4 pts	1 pt
1909-11	5 pts	3 pts	1 pt
1912-57	6 pts	3 pts	1 pt
Since 1958	6 pts	3 pts	1 pt kick

2 pts run/pass

Safety has always been 2 points

# All-Time Results



**ROBERT KENT**  
Was 2-2-1 in only season as head coach



**MIKE HARVEY**  
Coached two games in 1902 and was 0-2

## 1902 **2-4-1** Robert Kent, Mike Harvey

10/11	at Georgia Tech	Atlanta, GA	18-6	W
10/18	vs. Alabama	Birmingham	23-0	W
10/25	at Tulane	New Orleans, LA	0-0	T
10/27	at LSU	Baton Rouge, LA	0-5	L
11/6	vs. Sewanee	Birmingham	0-6	L
11/15	CLEMSON	AUBURN	0-16	L
11/27	VS. Georgia	Atlanta, GA	5-12	L



**BILLY BATES**  
Also coached just one season at AU, finishing 4-3

## 1903 **4-3** Billy Bates

10/3	MONTGOMERY A.C.	AUBURN	26-0	W
10/17	SAMFORD	AUBURN	58-0	W
10/23	vs. Alabama	Montgomery	6-18	L
10/31	vs. Sewanee	Montgomery	0-47	L
11/11	LSU	AUBURN	12-0	W
11/14	at Georgia Tech	Atlanta, GA	10-5	W
11/26	vs. Georgia	Atlanta, GA	13-22	L



**MIKE DONAHUE**  
Two different stints as coach (1904-06, 1908-22) leave him tied for second on AU's all-time victories list with 99. Also served as trainer, basketball coach, baseball coach, track coach and athletic director

## 1904 **5-0** Mike Donahue

10/15	at Clemson	Clemson, SC	5-0	W
10/22	vs. Nashville	Birmingham	10-0	W
10/29	GEORGIA TECH	AUBURN	12-0	W
11/12	vs. Alabama	Birmingham	29-5	W
11/24	vs. Georgia	Macon, GA	17-6	W

## 1905 **2-4** Mike Donahue

10/20	vs. Davidson	Birmingham	0-6	L
10/27	vs. Mississippi State	Columbus, MS	18-0	W
11/4	at Vanderbilt	Nashville, TN	0-54	L
11/11	CLEMSON	AUBURN	0-6	L
11/18	vs. Alabama	Birmingham	0-30	L
11/30	vs. Georgia	Macon, GA	20-0	W

## 1906 **1-5-1** Mike Donahue

10/8	MARYVILLE	AUBURN	0-0	T
10/13	GORDON	AUBURN	15-0	W
10/26	vs. Sewanee	Birmingham	5-10	L
11/3	at Georgia Tech	Atlanta, GA	0-11	L
11/10	at Clemson	Clemson, SC	4-6	L
11/17	vs. Alabama	Birmingham	0-10	L
11/29	vs. Georgia	Macon, GA	0-4	L



**W.S. KIENHOLZ**  
Popular among his players, Kienholz went 6-2-1 as the first coach of a nine-game schedule in his only season at Auburn.

## 1907 **6-2-1** W.S. Kienholz

10/5	SAMFORD	AUBURN	23-0	W
10/7	MARYVILLE	AUBURN	29-0	W
10/12	GORDON	AUBURN	34-0	W
10/19	vs. Sewanee	Birmingham	6-12	L
10/26	at Georgia Tech	Atlanta, GA	12-6	W
11/2	CLEMSON	AUBURN	12-0	W
11/9	MERCER	AUBURN	63-0	W
11/16	vs. Alabama	Birmingham	6-6	T
11/28	vs. Georgia	Macon, GA	0-6	L

## 1908 **6-1** Mike Donahue

10/3	at Samford	Birmingham	18-0	W
10/10	GORDON	AUBURN	42-0	W
10/17	at Mercer	Macon, GA	23-0	W
10/24	vs. Sewanee	Birmingham	6-0	W
10/31	LSU	AUBURN	2-10	L
11/7	at Georgia Tech	Atlanta, GA	44-0	W
11/27	vs. Georgia	Montgomery	23-0	W

## 1909 **5-2** Mike Donahue

10/2	vs. Samford	Montgomery	11-0	W
10/9	GORDON	AUBURN	46-0	W
10/16	at Mercer	Macon, GA	23-5	W
10/23	at Vanderbilt	Nashville, TN	0-17	L
11/6	at Georgia Tech	Atlanta, GA	17-5	W
11/13	vs. Sewanee	Birmingham	11-12	L
11/25	vs. Georgia	Montgomery	9-0	W

## 1910 **6-1** Mike Donahue

10/8	MISSISSIPPI STATE	AUBURN	6-0	W
10/15	at Samford	Birmingham	78-0	W
10/22	CLEMSON	AUBURN	17-0	W
10/29	at Texas	Austin, TX	0-9	L
11/5	at Georgia Tech	Atlanta, GA	16-0	W
11/12	vs. Tulane	Gulfport, MS	33-0	W
11/24	vs. Georgia	Savannah, GA	26-0	W



# All-Time Results

## 1911

### 4-2-1 Mike Donahue

10/7	MERCER	AUBURN	29-0	W
10/14	at Clemson	Clemson, SC	29-0	W
10/21	vs. Texas A&M	Dallas, TX	0-16	L
10/28	vs. Mississippi State	Birmingham	11-5	W
11/4	at Georgia Tech	Atlanta, GA	11-6	W
11/17	at Texas	Austin, TX	5-18	L
11/29	vs. Georgia	Savannah, GA	0-0	T

## 1912

### 6-1-1 Mike Donahue

10/5	vs. Mercer	Columbus, GA	56-0	W
10/12	FLORIDA	AUBURN	27-13	W
10/19	CLEMSON	AUBURN	27-6	W
10/26	vs. Mississippi State	Birmingham	7-0	W
11/2	at Georgia Tech	Atlanta, GA	27-7	W
11/9	vs. LSU	Mobile	7-0	W
11/23	vs. Vanderbilt	Birmingham	7-7	T
11/28	at Georgia	Athens, GA	6-12	L

## 1913

### 8-0 Mike Donahue

**SIAA CHAMPIONS  
NATIONAL CHAMPIONS (Billingsley)**

10/4	MERCER	AUBURN	53-0	W
10/11	FLORIDA	AUBURN	55-0	W
10/18	vs. Mississippi State	Birmingham	34-0	W
10/25	at Clemson	Clemson, SC	20-0	W
11/1	vs. LSU	Mobile	7-0	W
11/8	at Georgia Tech	Atlanta, GA	20-0	W
11/15	vs. Vanderbilt	Birmingham	13-6	W
11/22	vs. Georgia	Atlanta, GA	21-7	W

## 1914

### 8-0-1 Mike Donahue

**SIAA CHAMPIONS**

9/26	MARION	AUBURN	39-0	W
10/3	vs. Florida	Jacksonville, FL	20-0	W
10/10	CLEMSON	AUBURN	28-0	W
10/17	NORTH ALA. A.C.	AUBURN	60-0	W
10/24	vs. Mississippi State	Birmingham	19-0	W
11/7	at Georgia Tech	Atlanta	14-0	W
11/14	vs. Vanderbilt	Birmingham	6-0	W
11/21	vs. Georgia	Atlanta, GA	0-0	T
11/25	vs. Carlisle Indians	Atlanta, GA	7-0	W

## 1915

### 6-2 Mike Donahue

10/1	vs. Marion	Selma	78-0	W
10/9	FLORIDA	AUBURN	7-0	W
10/16	vs. Clemson	Anderson, SC	14-0	W
10/23	vs. Mississippi State	Birmingham	26-0	W
10/30	at Georgia	Athens, GA	12-0	W
11/6	MERCER	AUBURN	45-0	W
11/13	vs. Vanderbilt	Birmingham	0-17	L
11/25	at Georgia Tech	Atlanta, GA	0-7	L

## 1916

### 6-2 Mike Donahue

10/7	at Samford	Birmingham	35-0	W
10/14	MERCER	AUBURN	92-0	W
10/20	CLEMSON	AUBURN	28-0	W
10/28	vs. Mississippi State	Birmingham	7-3	W
11/4	vs. Georgia	Columbus, GA	3-0	W
11/11	vs. Florida	Jacksonville, FL	20-0	W
11/18	vs. Vanderbilt	Birmingham	9-20	L
11/30	at Georgia Tech	Atlanta, GA	7-33	L

## 1917

### 6-2-1 Mike Donahue

10/6	SAMFORD	AUBURN	53-0	W
10/13	vs. Camp Sheridan	Montgomery	13-0	W
10/19	at Clemson	Clemson, SC	7-0	W
10/27	vs. Mississippi State	Birmingham	13-6	W
11/3	FLORIDA	AUBURN	68-0	W
11/10	vs. Davidson	Atlanta, GA	7-21	L
11/17	at Vanderbilt	Nashville, TN	31-7	W
11/24	vs. Ohio State	Montgomery	0-0	T
11/29	at Georgia Tech	Atlanta, GA	7-68	L

## 1918

### 2-5 Mike Donahue

10/19	OGLETHORPE	AUBURN	58-0	W
10/26	CAMP GRIFFIN	AUBURN	0-26	L
11/3	at Marion	Marion	20-7	W
11/9	vs. Camp Gordon	Columbus, GA	6-14	L
11/16	vs. Vanderbilt	Birmingham	0-21	L
11/28	at Georgia Tech	Atlanta, GA	0-41	L
12/7	vs. Camp Sheridan	Montgomery	0-7	L

## 1919

### 8-1 Mike Donahue

**SIAA CHAMPIONS**

9/27	MARION	AUBURN	37-0	W
10/4	at Samford	Birmingham	19-6	W
10/12	CAMP GORDON	AUBURN	25-13	W
10/17	CLEMSON	AUBURN	7-0	W
10/25	at Vanderbilt	Nashville, TN	6-7	L
11/1	vs. Georgia	Columbus, GA	7-0	W
11/8	vs. Spring Hill	Mobile	10-0	W
11/15	vs. Mississippi State	Birmingham	7-0	W
11/27	at Georgia Tech	Atlanta, GA	14-7	W

## 1920

### 7-2 Mike Donahue

9/23	MARION	AUBURN	27-0	W
10/2	SAMFORD	AUBURN	88-0	W
10/9	FORT BENNING	AUBURN	14-2	W
10/15	at Clemson	Clemson, SC	21-0	W
10/23	vs. Vanderbilt	Birmingham	56-6	W
10/30	vs. Georgia	Columbus, GA	0-7	L
11/6	vs. B'ham-Southern	Montgomery	49-0	W
11/13	vs. Washington & Lee	Birmingham	77-0	W
11/25	at Georgia Tech	Atlanta, GA	0-34	L

# All-Time Results

## 1921

### 5-3 Mike Donahue

10/1	at Samford	Birmingham	35-3	W
10/8	vs. Spring Hill	Montgomery	44-0	W
10/14	CLEMSON	AUBURN	56-0	W
10/22	FORT BENNING	AUBURN	14-7	W
10/29	vs. Georgia	Columbus, GA	0-7	L
11/5	at Tulane	New Orleans, LA	14-0	W
11/12	vs. Centre	Birmingham	0-21	L
11/24	at Georgia Tech	Atlanta, GA	0-14	L

## 1922

### 8-2 Mike Donahue

9/23	MARION	AUBURN	61-0	W
9/30	at Samford	Birmingham	72-0	W
10/7	vs. Spring Hill	Montgomery	19-6	W
10/14	at Army	West Point, NY	6-19	L
10/21	MERCER	AUBURN	50-6	W
10/28	FORT BENNING	AUBURN	30-0	W
11/4	vs. Georgia	Columbus, GA	7-3	W
11/11	vs. Tulane	Montgomery	19-0	W
11/18	vs. Centre	Birmingham	6-0	W
11/30	at Georgia Tech	Atlanta, GA	6-14	L



## BOOZER PITTS

*Won seven games in two-plus seasons, but was a standout Auburn player as well as a longtime mathematics professor*

## 1923

### 3-3-3 Boozer Pitts

9/29	at Clemson	Clemson, SC	0-0	T
10/6	vs. B'ham-Southern	Montgomery	20-0	W
10/13	SAMFORD	AUBURN	30-0	W
10/20	at Army	West Point, NY	6-28	L
10/27	FORT BENNING	AUBURN	34-0	W
11/3	vs. Georgia	Columbus, GA	0-7	L
11/10	vs. Tulane	Montgomery	6-6	T
11/17	vs. Centre	Birmingham	0-17	L
11/29	at Georgia Tech	Atlanta, GA	0-0	T

## 1924

### 4-4-1 Boozer Pitts

9/27	at B'ham-Southern	Birmingham	7-0	W
10/4	CLEMSON	AUBURN	13-0	W
10/11	vs. Virginia Tech	Richmond, VA	0-0	T
10/18	SAMFORD	AUBURN	17-0	W
10/25	vs. LSU	Birmingham	3-0	W
11/1	at Vanderbilt	Nashville, TN	0-13	L
11/8	vs. Tulane	Montgomery	6-14	L
11/15	vs. Georgia	Columbus, GA	0-6	L
11/27	at Georgia Tech	Atlanta, GA	0-7	L



## DAVE MOREY

*"King Dave", as he was called by the students, was 10-10-1 before resigning after the third game of the 1927 season.*

## 1925

### 5-3-1 Dave Morey

9/26	at B'ham-Southern	Birmingham	25-6	W
10/3	at Clemson	Clemson, SC	13-6	W
10/10	VIRGINIA TECH	AUBURN	19-0	W
10/17	vs. Texas	Dallas, TX	0-33	L
10/24	SAMFORD	AUBURN	7-6	W
10/31	vs. Tulane	Montgomery	0-13	L
11/7	vs. Georgia	Columbus, GA	0-34	L
11/14	vs. Vanderbilt	Birmingham	10-9	W
11/26	at Georgia Tech	Atlanta, GA	7-7	T

## 1926

### 5-4 Dave Morey

9/25	UT-CHATTANOOGA	AUBURN	15-6	W
10/2	CLEMSON	AUBURN	47-0	W
10/9	at Samford	Birmingham	33-14	W
10/16	vs. LSU	Montgomery	0-10	L
10/24	at Tulane	New Orleans, LA	2-0	W
10/30	vs. Sewanee	Montgomery	9-0	W
11/6	vs. Georgia	Columbus, GA	6-16	L
11/13	vs. Marquette	Birmingham	3-19	L
11/26	at Georgia Tech	Atlanta, GA	7-20	L

## 1927

### 0-7-2 Dave Morey, Boozer Pitts

9/24	STETSON	AUBURN	0-6	L
10/1	at Clemson	Clemson, SC	0-3	L
10/8	FLORIDA	AUBURN	6-33	L
10/15	vs. LSU	Montgomery	0-9	L
10/22	vs. Georgia	Columbus, GA	3-33	L
10/29	at Samford	Birmingham	9-9	T
11/5	at Tulane	New Orleans, LA	6-6	T
11/12	vs. Mississippi State	Birmingham	6-7	L
11/24	at Georgia Tech	Atlanta, GA	0-18	L



## GEORGE BOHLER

*Replaced by President Bradford Knapp after the fifth game of the 1929 season, Bohler was 3-11 in his Auburn career.*

## 1928

### 1-8 George Bohler

9/28	vs. B'ham-Southern	Montgomery	0-6	L
10/6	CLEMSON	AUBURN	0-6	L
10/13	at Florida	Gainesville, FL	0-27	L
10/20	vs. Ole Miss	Birmingham	0-19	L
10/27	SAMFORD	AUBURN	25-6	W
11/3	vs. Georgia	Columbus, GA	0-13	L
11/10	at Tulane	New Orleans, LA	12-13	L
11/17	vs. Mississippi State	Birmingham	0-13	L
11/29	at Georgia Tech	Atlanta, GA	0-51	L

# All-Time Results



## JOHN FLOYD

*His Auburn coaching career consisted of the final four games of the 1929 season before he moved on to become head coach and athletic director at The Citadel.*

### 1929

**2-7**  
George Bohler, John Floyd

9/27	vs. B'ham-Southern	Montgomery	7-0	W
10/5	at Clemson	Clemson, SC	7-20	L
10/11	vs. Florida	Montgomery	0-19	L
10/19	vs. Vanderbilt	Birmingham	2-41	L
10/26	SAMFORD	AUBURN	6-0	W
11/2	at Tennessee	Knoxville, TN	0-27	L
11/9	at Tulane	New Orleans, LA	0-52	L
11/15	at Georgia	Athens, GA	0-24	L
11/28	at Georgia Tech	Atlanta, GA	6-19	L



## CHET WYNNE

*An All-America fullback at Notre Dame, Wynne was a member of the Nebraska State Legislature when he took the Auburn coaching job. He hired Ralph Jordan as an assistant coach.*

### 1930

**3-7**  
Chet Wynne

9/26	vs. B'ham-Southern	Montgomery	0-7	L
10/4	SPRING HILL	AUBURN	13-0	W
10/11	vs. Florida	Jacksonville, FL	0-7	L
10/18	at Georgia Tech	Atlanta, GA	12-14	L
10/25	vs. Georgia	Columbus, GA	7-39	L
11/1	WOFFORD	AUBURN	38-6	W
11/8	at Tulane	New Orleans, LA	0-21	L
11/15	vs. Mississippi State	Birmingham	6-7	L
11/22	at Vanderbilt	Nashville, TN	0-27	L
11/27	vs. South Carolina	Columbus, GA	25-7	W

### 1931

**5-3-1**  
Chet Wynne

9/25	vs. B'ham-Southern	Montgomery	24-6	W
10/10	at Wisconsin	Madison, WI	7-7	T
10/17	at Georgia Tech	Atlanta, GA	13-0	W
10/24	vs. Florida	Jacksonville, FL	12-13	L
10/31	SPRING HILL	AUBURN	27-7	W
11/7	vs. Tulane	Montgomery	0-27	L
11/14	vs. Sewanee	Birmingham	12-0	W
11/21	vs. Georgia	Columbus, GA	6-12	L
11/26	vs. South Carolina	Montgomery	13-6	W

### 1932

**9-0-1**  
Chet Wynne

#### SOUTHERN CONFERENCE CHAMPIONS

9/23	vs. B'ham-Southern	Montgomery	61-0	W
10/1	ERSKINE	AUBURN	77-0	W
10/8	vs. Duke	Birmingham	18-7	W
10/15	at Georgia Tech	Atlanta, GA	6-0	W
10/22	at Tulane	New Orleans, LA	19-7	W
10/29	vs. Ole Miss	Montgomery	14-7	W
11/5	vs. Samford	Montgomery	25-0	W
11/12	vs. Florida	Montgomery	21-6	W
11/19	vs. Georgia	Columbus, GA	14-7	W
12/3	vs. South Carolina	Birmingham	20-20	T

### 1933

**5-5, 2-2 SEC**  
Chet Wynne

9/22	vs. B'ham-Southern	Montgomery	20-7	W
9/29	at Samford	Birmingham	19-0	W
10/14	* at Georgia Tech	Atlanta, GA	6-16	L
10/21	at George Washington	Washington, DC	6-19	L
10/28	* at Tulane	New Orleans, LA	13-7	W
11/4	at Duke	Durham, NC	7-13	L
11/11	OGLETHORPE	AUBURN	27-6	W
11/18	* vs. Georgia	Columbus, GA	14-6	W
11/25	* at Florida	Gainesville, FL	7-14	L
12/2	vs. South Carolina	Birmingham	14-16	L



## JACK MEAGHER

*Another Notre Dame product and a strict disciplinarian, Meagher produced Auburn's first two bowl teams. What is now Jordan-Hare Stadium was built and dedicated in 1939 under his leadership.*

### 1934

**2-8, 1-6 SEC**  
Jack Meagher

9/21	vs. B'ham-Southern	Montgomery	0-7	L
9/29	OGLETHORPE	AUBURN	15-0	W
10/6	* at Tulane	New Orleans, LA	0-13	L
10/13	* at LSU	Baton Rouge, LA	6-20	L
10/20	* at Vanderbilt	Nashville, TN	6-7	L
10/27	* at Kentucky	Lexington, KY	0-9	L
11/3	vs. Duke	Birmingham	6-13	L
11/10	* at Georgia Tech	Atlanta, GA	18-6	W
11/17	* vs. Florida	Montgomery	7-14	L
11/24	* vs. Georgia	Columbus, GA	0-18	L

### 1935

**8-2, 5-2 SEC**  
Jack Meagher

9/27	vs. B'ham-Southern	Montgomery	25-7	W
10/5	* at Tulane	New Orleans, LA	10-0	W
10/12	* vs. Tennessee	Birmingham	6-13	L
10/19	* vs. Kentucky	Montgomery	23-0	W
10/25	at Duke	Durham, NC	7-0	W
11/2	* at LSU	Baton Rouge, LA	0-6	L
11/9	* at Georgia Tech	Atlanta, GA	33-7	W
11/16	OGLETHORPE	AUBURN	51-0	W
11/23	* vs. Georgia	Columbus, GA	19-7	W
11/30	* vs. Florida	Miami, FL	27-6	W

### 1936

**7-2-2, 4-1-1 SEC**  
Jack Meagher

9/25	vs. B'ham-Southern	Montgomery	45-0	W	
10/3	* at Tulane	New Orleans, LA	0-0	T	
10/10	* at Tennessee	Knoxville, TN	6-0	W	
10/17	at Detroit	Detroit, MI	6-0	W	
10/24	* vs. Georgia	Columbus, GA	NR/NR	20-13	W
10/30	at Santa Clara	San Francisco, CA	16/19	0-12	L
11/7	* at Georgia Tech	Atlanta, GA	20/NR	13-12	W
11/14	* vs. LSU	Birmingham	NR/7	6-19	L
11/21	LOYOLA	AUBURN	NR/NR	44-0	W
11/28	* vs. Florida	Montgomery	NR/NR	13-0	W

#### BACARDI BOWL

1/1	vs. Villanova	Havana, Cuba	NR/NR	7-7	T	12,000
-----	---------------	--------------	-------	-----	---	--------

# All-Time Results

## 1937 6-2-3, 4-1-2 SEC Jack Meagher

9/24	vs. B'ham-Southern	Montgomery	19-0	W	
10/4	* at Tulane	New Orleans, LA	0-0		T
10/9	at Villanova	Philadelphia, PA	0-0		T
10/16	* vs. Mississippi State	Birmingham	33-7	W	
10/23	* at Georgia Tech	Atlanta, GA	20/NR 21-0	W	
10/30	at Rice	Houston, TX	12/NR 7-13		L
11/6	* vs. Tennessee	Birmingham	NR/15 20-7	W	
11/13	* at LSU	Baton Rouge, LA	14/12 7-9		L
11/20	* vs. Georgia	Columbus, GA	NR/NR 0-0		T
11/27	* vs. Florida	Jacksonville, FL	NR/NR 14-0	W	

### ORANGE BOWL

1/1	vs. Michigan State	Miami, FL	NR/NR 6-0	W	18,972
-----	--------------------	-----------	-----------	---	--------

## 1938 4-5-1, 3-3-1 SEC Jack Meagher

9/23	vs. B'ham-Southern	Montgomery	14-0	W	
10/1	* at Tulane	New Orleans, LA	0-0		T
10/8	* at Tennessee	Knoxville, TN	0-7		L
10/14	* vs. Mississippi State	Montgomery	20-6	W	
10/22	* at Georgia Tech	Atlanta, GA	NR/NR 6-7		L
10/29	at Rice	Houston, TX	NR/NR 0-14		L
11/5	at Villanova	Philadelphia, PA	NR/NR 12-25		L
11/12	* vs. LSU	Birmingham	NR/NR 28-6	W	
11/19	* vs. Georgia	Columbus, GA	NR/NR 23-14	W	
11/26	* vs. Florida	Jacksonville, FL	NR/NR 7-9		L

## 1939 5-5-1, 3-3-1 SEC Jack Meagher

9/29	vs. B'ham-Southern	Montgomery	6-0	W	
10/7	* at Tulane	New Orleans, LA	0-12		L
10/14	* vs. Mississippi State	Birmingham	7-0	W	
10/21	at Manhattan	New York, NY	NR/NR 0-7		L
10/28	* at Georgia Tech	Atlanta, GA	NR/NR 6-7		L
11/4	at Boston College	Boston, MA	NR/NR 7-13		L
11/11	vs. Villanova	Birmingham	NR/NR 10-9	W	
11/18	* at LSU	Baton Rouge, LA	NR/NR 21-7	W	
11/25	* vs. Georgia	Columbus, GA	NR/NR 7-0	W	
11/30	* FLORIDA	AUBURN	NR/NR 7-7		T
12/9	* at Tennessee	Knoxville, TN	NR/2 0-7		L

## 1940 6-4-1, 3-2-1 SEC Jack Meagher

9/27	vs. Samford	Montgomery	27-13	W	
10/5	* at Tulane	New Orleans, LA	20-14	W	
10/12	* vs. Mississippi State	Birmingham	7-7		T
10/19	at SMU	Dallas, TX	NR/NR 13-20		L
10/26	* at Georgia Tech	Atlanta, GA	NR/NR 16-7	W	
11/2	* vs. Georgia	Columbus, GA	NR/NR 13-14		L
11/9	CLEMSON	AUBURN	NR/NR 21-7	W	
11/16	* vs. LSU	Birmingham	NR/NR 13-21		L
11/23	at Boston College	Boston, MA	NR/4 7-33		L
11/30	* vs. Florida	Columbus, GA	NR/NR 20-7	W	
12/7	vs. Villanova	Montgomery	NR/NR 13-10	W	

## 1941 4-5-1, 0-4-1 SEC Jack Meagher

9/26	vs. Samford	Montgomery	13-0	W	
10/4	* at Tulane	New Orleans, LA	0-32		L
10/11	LA. TECH	AUBURN	34-0	W	
10/18	vs. SMU	Birmingham	NR/NR 7-20		L
10/25	* at Georgia Tech	Atlanta, GA	NR/NR 14-28		L
11/1	* vs. Georgia	Columbus, GA	NR/NR 0-7		L
11/8	* vs. Mississippi State	Birmingham	NR/15 7-14		L

11/15	* at LSU	Baton Rouge, LA	NR/NR 7-7		T
11/22	at Villanova	Philadelphia, PA	NR/NR 13-0	W	
11/29	CLEMSON	AUBURN	NR/16 28-7	W	

## 1942 6-4-1, 3-3 SEC Jack Meagher

### 16th AP

9/18	vs. UT-Chattanooga	Montgomery	20-7	W	
9/26	* at Georgia Tech	Atlanta, GA	0-15		L
10/3	* at Tulane	New Orleans, LA	27-13	W	
10/10	* at Florida	Gainesville, FL	0-6		L
10/17	at Georgetown	Washington, DC	NR/NR 6-6		T
10/23	vs. Villanova	Montgomery	NR/NR 14-6	W	
10/31	* vs. Mississippi State	Birmingham	NR/NR 0-6		L
11/7	vs. Georgia Navy P-F	Columbus, GA	NR/NR 14-41		L
11/14	* vs. LSU	Birmingham	NR/NR 25-7	W	
11/21	* vs. Georgia	Columbus, GA	NR/1 27-13	W	
11/28	CLEMSON	AUBURN	16/NR 41-13	W	

## 1943 No Team WWII



### CARL VOYLES

*Charged with reinstating the program following World War II, Voyles was 15-22 in four years, but did hire Auburn wrestling coaching legend Swede Umbach as an assistant in 1944.*

## 1944 4-4, 0-4 SEC Carl Voyles

9/29	vs. Samford	Montgomery	32-0	W	
10/7	FORT BENNING	AUBURN	7-0	W	
10/14	* at Georgia Tech	Atlanta, GA	NR/10 0-27		L
10/21	* at Tulane	New Orleans, LA	NR/NR 13-16		L
11/4	PRESBYTERIAN	AUBURN	NR/NR 57-0	W	
11/11	* vs. Mississippi State	Birmingham	NR/19 21-26		L
11/18	* vs. Georgia	Columbus, GA	NR/NR 13-49		L
11/24	at Miami (Fla.)	Miami, FL	NR/NR 38-19	W	

## 1945 5-5, 2-3 SEC Carl Voyles

9/21	vs. Samford	Montgomery	38-0	W	
9/28	at Maxwell Field	Montgomery	0-7		L
10/6	* vs. Mississippi State	Birmingham	0-20		L
10/20	* at Tulane	New Orleans, LA	NR/NR 20-14	W	
10/27	* at Georgia Tech	Atlanta, GA	NR/NR 7-20		L
11/3	* FLORIDA	AUBURN	NR/NR 19-0	W	
11/10	SW LOUISIANA	AUBURN	NR/NR 52-0	W	
11/17	* vs. Georgia	Columbus, GA	NR/NR 0-35		L
11/24	LA. TECH	AUBURN	NR/NR 29-0	W	
11/30	at Miami (Fla.)	Miami, FL	NR/NR 7-33		L

## 1946 4-6, 1-5 SEC Carl Voyles

9/27	vs. Southern Miss	Montgomery	13-12	W	
10/5	FURMAN	AUBURN	26-6	W	
10/12	vs. Saint Louis	Birmingham	NR/NR 27-7	W	
10/19	* at Tulane	New Orleans, LA	NR/NR 0-32		L
10/26	* at Georgia Tech	Atlanta, GA	NR/15 6-27		L
11/2	* vs. Vanderbilt	Montgomery	NR/NR 0-19		L
11/9	* vs. Mississippi State	Birmingham	NR/NR 0-33		L
11/16	* vs. Georgia	Columbus, GA	NR/3 0-41		L

# All-Time Results

11/23	vs. Clemson	Montgomery	NR/NR	13-21	L
11/30	* at Florida	Gainesville, FL	NR/NR	47-12	W

## 1947 **2-7, 1-5 SEC** Carl Voyles

9/27	vs. Southern Miss	Montgomery		13-19	L
10/4	LA. TECH	AUBURN		14-0	W
10/11	* vs. Florida	Montgomery	NR/NR	20-14	W
10/18	* at Georgia Tech	Atlanta, GA	NR/5	7-27	L
10/25	* at Tulane	New Orleans, LA	NR/NR	0-40	L
11/1	* at Vanderbilt	Nashville, TN	NR/NR	0-28	L
11/8	* vs. Mississippi State	Birmingham	NR/NR	0-14	L
11/15	* vs. Georgia	Columbus, GA	NR/NR	6-28	L
11/22	at Clemson	Clemson, SC	NR/NR	18-34	L



## EARL BROWN

Another Notre Dame All-America player, Brown was hired at age 32 from Canisius but went just 3-22-4 in three seasons.

## 1948 **1-8-1, 0-7 SEC** Earl Brown

9/24	vs. Southern Miss	Montgomery		20-14	W
10/2	LA. TECH	AUBURN		13-13	T
10/9	* vs. Florida	Tampa, FL	NR/NR	9-16	L
10/16	* at Georgia Tech	Atlanta, GA	NR/7	0-27	L
10/23	* at Tulane	New Orleans, LA	NR/17	6-21	L
10/29	* vs. Vanderbilt	Montgomery	NR/NR	0-47	L
11/6	* vs. Mississippi State	Birmingham	NR/NR	0-20	L
11/13	* vs. Georgia	Columbus, GA	NR/13	14-42	L
11/27	vs. Clemson	Mobile	NR/9	6-7	L
12/4	* vs. Alabama	Birmingham	NR/NR	0-55	L

## 1949 **2-4-3, 2-4-2 SEC** Earl Brown

9/23	* vs. Ole Miss	Montgomery		7-40	L
10/8	* vs. Florida	Mobile		14-14	T
10/15	* at Georgia Tech	Atlanta, GA		21-35	L
10/22	* at Tulane	New Orleans, LA	NR/20	6-14	L
10/29	* at Vanderbilt	Nashville, TN	NR/NR	7-26	L
11/5	* MISSISSIPPI STATE	AUBURN	NR/NR	25-6	W
11/12	* vs. Georgia	Columbus, GA	NR/NR	20-20	T
11/26	vs. Clemson	Mobile	NR/NR	20-20	T
12/3	* vs. Alabama	Birmingham	NR/NR	14-13	W

## 1950 **0-10, 0-7 SEC** Earl Brown

9/22	vs. Wofford	Montgomery	NR/NR	14-19	L
9/30	* at Vanderbilt	Nashville, TN	NR/NR	0-41	L
10/7	SE LOUISIANA	AUBURN	NR/NR	0-6	L
10/14	* at Florida	Gainesville, FL	NR/NR	7-27	L
10/21	* at Georgia Tech	Atlanta, GA	NR/NR	0-20	L
10/28	* TULANE	AUBURN	NR/NR	0-28	L
11/4	* at Mississippi State	Starkville, MS	NR/NR	0-27	L
11/18	* vs. Georgia	Columbus, GA	NR/NR	10-12	L
11/25	CLEMSON	AUBURN	NR/11	0-41	L
12/2	* vs. Alabama	Birmingham	NR/16	0-34	L



## RALPH "SHUG" JORDAN

AU's winningest coach, Jordan was named national coach of the year after his 1957 team won Auburn's first national championship. He is a member of the National Football Foundation Hall of Fame.

## 1951 **5-5, 3-4 SEC** Ralph "Shug" Jordan

9/29	* VANDERBILT	AUBURN	NR/NR	24-14	W
10/5	vs. Wofford	Montgomery	NR/NR	30-14	W
10/13	* FLORIDA	AUBURN	NR/NR	14-13	W
10/20	* at Georgia Tech	Atlanta, GA	NR/5	7-27	L
10/27	* at Tulane	New Orleans, LA	NR/NR	21-0	W
11/3	LA. COLLEGE	AUBURN	NR/NR	49-0	W
11/10	* vs. Ole Miss	Mobile	NR/NR	14-39	L
11/17	* vs. Georgia	Columbus, GA	NR/NR	14-46	L
11/24	at Clemson	Clemson, SC	NR/NR	0-34	L
12/1	* vs. Alabama	Birmingham	NR/NR	7-25	L

## 1952 **2-8, 0-7 SEC** Ralph "Shug" Jordan

9/27	vs. Maryland	Birmingham	NR/2	7-13	L
10/4	* vs. Ole Miss	Memphis, TN	NR/18	7-20	L
10/11	WOFFORD	AUBURN	NR/NR	54-7	W
10/18	* at Georgia Tech	Atlanta, GA	NR/4	0-33	L
10/25	* vs. Tulane	Mobile	NR/NR	6-21	L
11/1	* at Florida	Gainesville, FL	NR/20	21-31	L
11/8	* MISSISSIPPI STATE	AUBURN	NR/NR	34-49	L
11/15	* vs. Georgia	Columbus, GA	NR/NR	7-13	L
11/22	CLEMSON	AUBURN	NR/NR	3-0	W
11/29	* vs. Alabama	Birmingham	NR/8	0-21	L

## 1953 **7-3-1, 4-2-1 SEC** Ralph "Shug" Jordan 17th AP

9/25	vs. Stetson	Montgomery	NR/NR	47-0	W
10/3	* OLE MISS	AUBURN	NR/15	13-0	W
10/10	* at Mississippi State	Starkville, MS	NR/13	21-21	T
10/17	* at Georgia Tech	Atlanta, GA	19/6	6-36	L
10/24	* vs. Tulane	Mobile	NR/NR	34-7	W
10/31	* FLORIDA	AUBURN	NR/NR	16-7	W
11/6	at Miami	Miami, FL	15/NR	29-20	W
11/14	* vs. Georgia	Columbus, GA	20/NR	39-18	W
11/21	at Clemson	Clemson, SC	14/NR	45-19	W
11/28	* vs. Alabama	Birmingham	16/NR	7-10	L
<b>GATOR BOWL</b>					
1/1	vs. Texas Tech	Jacksonville, FL	17/NR	13-35	L 28,641

## 1954 **8-3, 3-3 SEC** Ralph "Shug" Jordan 13th AP

9/25	UT-CHATTANOOGA	AUBURN	NR/NR	45-0	W
10/2	* at Florida	Gainesville, FL	NR/20	13-19	L
10/9	* at Kentucky	Lexington, KY	NR/NR	14-21	L
10/16	* at Georgia Tech	Atlanta, GA	NR/19	7-14	L
10/23	FLORIDA STATE	AUBURN	NR/NR	33-0	W
10/30	* vs. Tulane	Mobile	NR/NR	27-0	W
11/6	vs. Miami (Fla.)	Birmingham	NR/6	14-13	W
11/13	* vs. Georgia	Columbus, GA	NR/20	35-0	W
11/20	CLEMSON	AUBURN	18/NR	27-6	W
11/27	* vs. Alabama	Birmingham	15/NR	28-0	W
<b>GATOR BOWL</b>					
12/31	vs. Baylor	Jacksonville, FL	13/18	33-13	W 28,426

# All-Time Results

## 1955 8-2-1, 5-1-1 SEC Ralph "Shug" Jordan 8th AP, 8th UPI

9/24	UT-CHATTANOOGA	AUBURN	NR/NR	15-6	W
10/1	* FLORIDA	AUBURN	NR/NR	13-0	W
10/8	* vs. Kentucky	Birmingham	14/19	14-14	T
10/15	* at Georgia Tech	Atlanta, GA	17/5	14-12	W
10/22	FURMAN	AUBURN		52-0	W
10/29	* at Tulane	New Orleans, LA	8/NR	13-27	L
11/5	* MISSISSIPPI STATE	AUBURN	14/20	27-26	W
11/12	* vs. Georgia	Columbus, GA	12/NR	16-13	W
11/19	vs. Clemson	Mobile	12/NR	21-0	W
11/26	* vs. Alabama	Birmingham	10/NR	26-0	W
<b>GATOR BOWL</b>					
12/31	vs. Vanderbilt	Jacksonville, FL	8/NR	13-25	L 32,175

## 1956 7-3, 4-3 SEC Ralph "Shug" Jordan

9/29	* vs. Tennessee	Birmingham	NR/NR	7-35	L
10/6	FURMAN	AUBURN	NR/NR	41-0	W
10/13	* at Kentucky	Lexington, KY	NR/NR	13-0	W
10/20	* at Georgia Tech	Atlanta, GA	NR/3	7-28	L
10/27	HOUSTON	AUBURN	NR/NR	12-0	W
11/3	* at Florida	Gainesville, FL	NR/NR	0-20	L
11/10	* MISSISSIPPI STATE	AUBURN	NR/NR	27-20	W
11/17	* vs. Georgia	Columbus, GA	NR/NR	20-0	W
11/24	FLORIDA STATE	AUBURN	NR/NR	13-7	W
12/1	* vs. Alabama	Birmingham	NR/NR	34-7	W

### NATIONAL CHAMPIONS

## 1957 10-0, 7-0 SEC Ralph "Shug" Jordan 1st AP, 2nd UPI SEC CHAMPIONS

9/28	* at Tennessee	Knoxville, TN	NR/8	7-0	W
10/5	UT-CHATTANOOGA	AUBURN	7/NR	40-7	W
10/12	* KENTUCKY	AUBURN	9/NR	6-0	W
10/19	* at Georgia Tech	Atlanta, GA	9/NR	3-0	W
10/26	at Houston	Houston, TX	5/NR	48-7	W
11/2	* FLORIDA	AUBURN	4/19	13-0	W
11/9	* vs. Mississippi State	Birmingham	3/17	15-7	W
11/16	* vs. Georgia	Columbus, GA	3/NR	6-0	W
11/23	at Florida State	Tallahassee, FL	2/NR	29-7	W
11/30	* vs. Alabama	Birmingham	1/NR	40-0	W

## 1958 9-0-1, 6-0-1 SEC Ralph "Shug" Jordan 4th AP, 4th UPI

9/27	* vs. Tennessee	Birmingham	3/NR	13-0	W
10/4	UT-CHATTANOOGA	AUBURN	2/NR	30-8	W
10/11	* at Kentucky	Lexington, KY	1/NR	8-0	W
10/18	* at Georgia Tech	Atlanta, GA	2/NR	7-7	T
10/25	MARYLAND	AUBURN	5/NR	20-7	W
11/1	* at Florida	Gainesville, FL	4/NR	6-5	W
11/8	* MISSISSIPPI STATE	AUBURN	5/NR	33-14	W
11/15	* vs. Georgia	Columbus, GA	4/NR	21-6	W
11/22	WAKE FOREST	AUBURN	2/NR	21-7	W
11/29	* vs. Alabama	Birmingham	2/NR	14-8	W

## 1959 7-3, 4-3 SEC Ralph "Shug" Jordan Tied For 19th UPI

9/26	* at Tennessee	Knoxville, TN	3/NR	0-3	L
10/3	HARDIN-SIMMONS	AUBURN	17/NR	35-12	W
10/10	* KENTUCKY	AUBURN	14/NR	33-0	W
10/17	* at Georgia Tech	Atlanta, GA	11/4	7-6	W
10/23	at Miami	Miami, FL	7/NR	21-6	W
10/31	* FLORIDA	AUBURN	8/NR	6-0	W
11/7	* vs. Mississippi State	Birmingham	8/NR	31-0	W
11/14	* at Georgia	Athens, GA	8/12	13-14	L
11/21	SOUTHERN MISS	AUBURN	12/NR	28-7	W
11/28	* vs. Alabama	Birmingham	11/19	0-10	L

## 1960 8-2, 5-2 SEC Ralph "Shug" Jordan 13th AP, 14th UPI

9/24	* vs. Tennessee	Birmingham	NR/NR	3-10	L
10/1	* at Kentucky	Lexington, KY	NR/NR	10-7	W
10/8	UT-CHATTANOOGA	AUBURN	NR/NR	10-0	W
10/15	* vs. Georgia Tech	Birmingham	NR/19	9-7	W
10/22	MIAMI (FLA.)	AUBURN	17/NR	20-7	W
10/29	* at Florida	Gainesville, FL	14/NR	10-7	W
11/5	* MISSISSIPPI STATE	AUBURN	12/NR	27-12	W
11/12	* GEORGIA	AUBURN	10/NR	9-6	W
11/19	FLORIDA STATE	AUBURN	9/NR	57-21	W
11/26	* vs. Alabama	Birmingham	8/17	0-3	L

## 1961 6-4, 3-4 SEC Ralph "Shug" Jordan

9/30	* at Tennessee	Knoxville, TN	NR/NR	24-21	W
10/7	* KENTUCKY	AUBURN	NR/NR	12-14	L
10/14	UT-CHATTANOOGA	AUBURN	NR/NR	35-7	W
10/21	* at Georgia Tech	Atlanta, GA	NR/8	6-7	L
10/28	CLEMSON	AUBURN	NR/NR	24-14	W
11/4	WAKE FOREST	AUBURN	NR/NR	21-7	W
11/11	* vs. Mississippi State	Birmingham	NR/NR	10-11	L
11/18	* at Georgia	Athens, GA	NR/NR	10-7	W
11/25	* FLORIDA	AUBURN	NR/NR	32-15	W
12/2	* vs. Alabama	Birmingham	NR/1	0-34	L

## 1962 6-3-1, 4-3 SEC Ralph "Shug" Jordan

9/29	* vs. Tennessee	Birmingham	NR/NR	22-21	W
10/6	* at Kentucky	Lexington, KY	NR/NR	16-6	W
10/13	UT-CHATTANOOGA	AUBURN	NR/NR	54-6	W
10/20	* vs. Georgia Tech	Birmingham	NR/NR	17-14	W
10/27	at Clemson	Clemson, SC	NR/NR	17-14	W
11/3	* at Florida	Gainesville, FL	10/NR	3-22	L
11/10	* MISSISSIPPI STATE	AUBURN	NR/NR	9-3	W
11/17	* GEORGIA	AUBURN	NR/NR	21-30	L
11/24	FLORIDA STATE	AUBURN	NR/NR	14-14	T
12/1	* vs. Alabama	Birmingham	NR/5	0-38	L

## 1963 9-2, 6-1 SEC Ralph "Shug" Jordan 5th AP, 6th UPI

9/21	at Houston	Houston, TX	NR/NR	21-14	W
9/28	* at Tennessee	Knoxville, TN	NR/NR	23-19	W
10/5	* KENTUCKY	AUBURN	NR/NR	14-13	W
10/12	UT-CHATTANOOGA	AUBURN	NR/NR	28-0	W
10/19	* at Georgia Tech	Atlanta, GA	NR/8	29-21	W
11/2	* FLORIDA	AUBURN	5/NR	19-0	W

# All-Time Results

11/9	* vs. Mississippi State	Jackson, MS	5/NR	10-13	L	
11/16	* at Georgia	Athens, GA	9/NR	14-0	W	
11/23	FLORIDA STATE	AUBURN	9/NR	21-15	W	
11/30	* vs. Alabama	Birmingham	9/6	10-8	W	
<b>ORANGE BOWL</b>						
1/1	vs. Nebraska	Miami, FL	5/6	7-13	L	72,647

## 1964 6-4, 3-3 SEC Ralph "Shug" Jordan

9/19	HOUSTON	AUBURN	8/NR	30-0	W	
9/26	* vs. Tennessee	Birmingham	8/NR	3-0	W	
10/3	* at Kentucky	Lexington, KY	7/NR	0-20	L	
10/10	UT-CHATTANOOGA	AUBURN	NR/NR	33-12	W	
10/17	vs. Georgia Tech	Birmingham	NR/NR	3-7	L	
10/24	SOUTHERN MISS	AUBURN	NR/NR	14-7	W	
10/31	* at Florida	Gainesville, FL	NR/10	0-14	L	
11/7	* MISSISSIPPI STATE	AUBURN	NR/NR	12-3	W	
11/14	* GEORGIA	AUBURN	NR/NR	14-7	W	
11/26	* vs. Alabama	Birmingham	NR/2	14-21	L	

## 1965 5-5-1, 4-1-1 SEC Ralph "Shug" Jordan

9/18	BAYLOR	AUBURN	NR/NR	8-14	L	
9/25	* at Tennessee	Knoxville, TN	NR/NR	13-13	T	
10/2	* KENTUCKY	AUBURN	NR/6	23-18	W	
10/9	UT-CHATTANOOGA	AUBURN	NR/NR	30-7	W	
10/16	at Georgia Tech	Atlanta, GA	NR/NR	14-23	L	
10/23	SOUTHERN MISS	AUBURN	NR/NR	0-3	L	
10/30	* FLORIDA	AUBURN	NR/7	28-17	W	
11/6	* vs. Mississippi State	Birmingham	NR/NR	25-18	W	
11/13	* at Georgia	Athens, GA	NR/NR	21-19	W	
11/27	* vs. Alabama	Birmingham	NR/5	3-30	L	
<b>LIBERTY BOWL</b>						
12/18	vs. Ole Miss	Memphis, TN	NR/NR	7-13	L	38,607

## 1966 4-6, 1-5 SEC Ralph "Shug" Jordan

9/17	UT-CHATTANOOGA	AUBURN	NR/NR	20-6	W	22,808
9/24	* vs. Tennessee	Birmingham	NR/NR	0-28	L	52,582
10/1	* at Kentucky	Lexington, KY	NR/NR	7-17	L	37,500
10/8	WAKE FOREST	AUBURN	NR/NR	14-6	W	18,511
10/15	vs. Georgia Tech	Birmingham	NR/7	3-17	L	48,362
10/22	TCU	AUBURN	NR/NR	7-6	W	34,976
10/29	* at Florida	Gainesville, FL	NR/7	27-30	L	58,637
11/5	* vs. Mississippi State	Jackson, MS	NR/NR	13-0	W	26,976
11/12	* GEORGIA	AUBURN	NR/9	13-21	L	44,773
12/3	* vs. Alabama	Birmingham	NR/3	0-31	L	66,808

## 1967 6-4, 3-3 SEC Ralph "Shug" Jordan

9/23	UT-CHATTANOOGA	AUBURN	NR/NR	40-6	W	20,573
9/30	* at Tennessee	Knoxville, TN	NR/NR	13-27	L	54,566
10/7	* KENTUCKY	AUBURN	NR/NR	48-7	W	24,962
10/14	CLEMSON	AUBURN	NR/NR	43-21	W	26,051
10/21	at Georgia Tech	Atlanta, GA	NR/NR	28-10	W	59,603
10/27	at Miami	Miami, FL	NR/NR	0-7	L	48,422
11/4	* FLORIDA	AUBURN	NR/NR	26-21	W	37,858
11/11	* MISSISSIPPI STATE	AUBURN	NR/NR	36-0	W	40,871
11/18	* at Georgia	Athens, GA	NR/NR	0-17	L	56,709
12/2	* vs. Alabama	Birmingham	NR/8	3-7	L	69,723

## 1968 7-4, 4-2 SEC Ralph "Shug" Jordan

9/21	SMU	AUBURN	NR/NR	28-37	L	40,606
9/28	* vs. Mississippi State	Jackson, MS	NR/NR	26-0	W	25,200
10/5	* at Kentucky	Lexington, KY	NR/NR	26-7	W	35,200
10/12	at Clemson	Clemson, SC	NR/NR	21-10	W	40,000
10/19	vs. Georgia Tech	Birmingham	NR/NR	20-21	L	47,547
10/26	MIAMI (FLA.)	AUBURN	NR/9	31-6	W	44,710
11/2	* at Florida	Gainesville, FL	NR/20	24-13	W	63,122
11/9	* vs. Tennessee	Birmingham	18/5	28-14	W	68,821
11/16	* GEORGIA	AUBURN	12/5	3-17	L	51,650
11/30	* vs. Alabama	Birmingham	18/15	16-24	L	68,821
<b>SUN BOWL</b>						
12/28	vs. Arizona	El Paso, TX	NR/NR	34-10	W	32,302

## 1969 8-3, 5-2 SEC Ralph "Shug" Jordan

20th AP, 15th UPI

9/20	WAKE FOREST	AUBURN	20/NR	57-0	W	35,000
9/27	* at Tennessee	Knoxville, TN	17/19	19-45	L	57,826
10/4	* KENTUCKY	AUBURN	NR/NR	44-3	W	38,000
10/11	CLEMSON	AUBURN	20/NR	51-0	W	38,000
10/18	at Georgia Tech	Atlanta, GA	15/NR	17-14	W	59,464
10/25	* at LSU	Baton Rouge, LA	14/9	20-21	L	65,000
11/1	* FLORIDA	AUBURN	17/7	38-12	W	50,086
11/8	* MISSISSIPPI STATE	AUBURN	11/NR	52-13	W	47,600
11/15	* at Georgia	Athens, GA	11/16	16-3	W	59,306
11/29	* vs. Alabama	Birmingham	12/NR	49-26	W	72,303
<b>ASTRO-BLUEBONNET BOWL</b>						
12/31	vs. Houston	Houston, TX	12/17	7-36	L	55,203

## 1970 9-2, 5-2 SEC Ralph "Shug" Jordan

10th AP, 9th UPI

9/19	SOUTHERN MISS	AUBURN	NR/NR	33-14	W	48,500
9/26	* vs. Tennessee	Birmingham	NR/17	36-23	W	65,306
10/3	* at Kentucky	Lexington, KY	12/NR	33-15	W	37,500
10/10	at Clemson	Clemson, SC	9/NR	44-0	W	41,202
10/17	GEORGIA TECH	AUBURN	8/16	31-7	W	62,391
10/24	* LSU	AUBURN	6/14	9-17	L	62,392
10/31	* at Florida	Gainesville, FL	12/NR	63-14	W	62,560
11/7	* vs. Mississippi State	Birmingham	10/NR	56-0	W	45,000
11/14	* GEORGIA	AUBURN	8/NR	17-31	L	61,791
11/28	* vs. Alabama	Birmingham	11/NR	33-28	W	71,774
<b>GATOR BOWL</b>						
1/1	vs. Ole Miss	Jacksonville, FL	10/NR	35-28	W	71,136

## 1971 9-2, 5-1 SEC Ralph "Shug" Jordan

12th AP, 5th UPI

9/18	UT-CHATTANOOGA	AUBURN	7/NR	60-7	W	45,000
9/25	* at Tennessee	Knoxville, TN	5/9	10-9	W	62,990
10/2	* KENTUCKY	AUBURN	5/NR	38-6	W	48,000
10/9	SOUTHERN MISS	AUBURN	4/NR	27-14	W	42,000
10/16	at Georgia Tech	Atlanta, GA	5/NR	31-14	W	62,204
10/23	CLEMSON	AUBURN	5/NR	35-13	W	55,000
10/30	* FLORIDA	AUBURN	5/NR	40-7	W	63,500
11/6	* MISSISSIPPI STATE	AUBURN	5/NR	30-21	W	45,000
11/13	* at Georgia	Athens, GA	6/7	35-20	W	62,891
11/27	* vs. Alabama	Birmingham	5/3	7-31	L	68,821
<b>SUGAR BOWL</b>						
1/1	vs. Oklahoma	New Orleans, LA	5/3	22-40	L	84,031

# All-Time Results

## 1972

### 10-1, 6-1 SEC

Ralph "Shug" Jordan

5th AP, 7th UPI

9/9	* vs. Mississippi State	Jackson, MS	NR/NR	14-3	W	40,000
9/23	UT-CHATTANOOGA	AUBURN	NR/NR	14-7	W	43,000
9/30	* vs. Tennessee	Birmingham	NR/4	10-6	W	69,483
10/7	* vs. Ole Miss	Jackson, MS	17/18	19-13	W	46,421
10/14	* at LSU	Baton Rouge, LA	9/8	7-35	L	70,132
10/21	GEORGIA TECH	AUBURN	14/NR	24-14	W	60,261
10/28	FLORIDA STATE	AUBURN	12/17	27-14	W	58,122
11/4	* at Florida	Gainesville, FL	11/NR	26-20	W	57,551
11/18	* GEORGIA	AUBURN	11/NR	27-10	W	62,448
12/2	* vs. Alabama	Birmingham	9/2	17-16	W	72,386
GATOR BOWL						
12/30	vs. Colorado	Jacksonville, FL	6/13	24-3	W	71,114

## 1973

### 6-6, 2-5 SEC

Ralph "Shug" Jordan

9/15	vs. Oregon State	Birmingham	12/NR	18-9	W	45,000
9/22	UT-CHATTANOOGA	AUBURN	12/NR	31-0	W	46,500
9/29	* at Tennessee	Knoxville, TN	11/9	0-21	L	71,656
10/6	* OLE MISS	AUBURN	NR/NR	14-7	W	56,500
10/13	* LSU	AUBURN		6-20	L	64,331
10/20	at Georgia Tech	Atlanta, GA	NR/NR	24-10	W	59,123
10/27	HOUSTON	AUBURN	NR/12	7-0	W	58,426
11/3	* FLORIDA	AUBURN	19/NR	8-12	L	63,429
11/10	* MISSISSIPPI STATE	AUBURN	NR/NR	31-17	W	48,427
11/17	* at Georgia	Athens, GA	NR/NR	14-28	L	59,700
12/1	* vs. Alabama	Birmingham	NR/1	0-35	L	69,418
SUN BOWL						
12/19	vs. Missouri	El Paso, TX	NR/NR	17-34	L	30,127

## 1974

### 10-2, 4-2 SEC

Ralph "Shug" Jordan

8th AP, 6th UPI

9/14	vs. Louisville	Birmingham	NR/NR	16-3	W	25,000
9/21	UT-CHATTANOOGA	AUBURN	NR/NR	52-7	W	42,000
9/28	* TENNESSEE	AUBURN	NR/14	21-0	W	64,293
10/4	at Miami (Fla.)	Miami, FL	11/16	3-0	W	33,490
10/12	* KENTUCKY	AUBURN	10/NR	31-13	W	52,111
10/19	GEORGIA TECH	AUBURN	5/NR	31-22	W	62,907
10/26	FLORIDA STATE	AUBURN	5/NR	38-6	W	58,709
11/2	* at Florida	Gainesville, FL	5/11	14-25	L	64,912
11/9	* vs. Mississippi State	Jackson, MS	10/NR	24-20	W	38,000
11/16	* GEORGIA	AUBURN	7/NR	17-13	W	64,748
11/29	* vs. Alabama	Birmingham	7/2	13-17	L	71,224
GATOR BOWL						
12/30	vs. Texas	Jacksonville, FL	6/11	27-3	W	63,811

## 1975

### 4-6-1, 2-4 SEC

Ralph "Shug" Jordan

9/13	MEMPHIS	AUBURN	7/NR	20-31	L	55,000
9/20	at Baylor	Waco, TX	NR/NR	10-10	T	46,300
9/27	* at Tennessee	Knoxville, TN	NR/16	17-21	L	74,611
10/4	VIRGINIA TECH	AUBURN	NR/NR	16-23	L	45,000
10/11	* at Kentucky	Lexington, KY	NR/NR	15-9	W	56,696
10/18	at Georgia Tech	Atlanta, GA	NR/NR	31-27	W	58,316
10/25	at Florida State	Tallahassee, FL	NR/NR	17-14	W	39,344
11/1	* FLORIDA	AUBURN	NR/11	14-31	L	65,000
11/8	* MISSISSIPPI STATE	AUBURN	NR/NR	21-21	T#	64,796
11/15	* at Georgia	Athens, GA	NR/20	13-28	L	57,500
11/29	* vs. Alabama	Birmingham	NR/4	0-28	L	63,500

# - Auburn awarded victory by forfeit



## DOUG BARFIELD

Elevated from his offensive coordinator position to follow Coach Jordan, Barfield won 29 games in five seasons and produced 14 All-SEC and three All-America players.

## 1976

### 4-7, 3-3 SEC

Doug Barfield

9/11	at Arizona	Tucson, AZ	NR/NR	19-31	L	52,206
9/18	BAYLOR	AUBURN	NR/NR	14-15	L	50,000
9/25	* vs. Tennessee	Birmingham	NR/NR	38-28	W	47,500
10/2	* vs. Ole Miss	Jackson, MS	NR/16	10-0	W	40,500
10/9	at Memphis	Memphis, TN	NR/NR	27-28	L	48,561
10/16	GEORGIA TECH	AUBURN	NR/NR	10-28	L	63,786
10/23	FLORIDA STATE	AUBURN	NR/NR	31-19	W	58,500
10/30	* at Florida	Gainesville, FL	NR/12	19-24	L	65,129
11/6	* vs. Mississippi State	Jackson, MS	NR/NR	19-28	L#	37,000
11/13	* GEORGIA	AUBURN	NR/7	0-28	L	63,912
11/27	* vs. Alabama	Birmingham	NR/18	7-38	L	70,303

## 1977

### 6-5, 5-1 SEC

Doug Barfield

9/10	ARIZONA	AUBURN	NR/NR	21-10	W	45,000
9/17	SOUTHERN MISS	AUBURN	NR/NR	13-24	L	42,000
9/24	* at Tennessee	Knoxville, TN	NR/NR	14-12	W	84,084
10/1	* OLE MISS	AUBURN	NR/NR	21-15	W	48,000
10/8	N.C. STATE	AUBURN	NR/NR	15-17	L	45,000
10/15	at Georgia Tech	Atlanta, GA	NR/NR	21-38	L	45,000
10/22	at Florida State	Tallahassee, FL	NR/NR	3-24	L	42,464
10/29	* FLORIDA	AUBURN	NR/18	29-14	W	57,000
11/5	* MISSISSIPPI STATE	AUBURN	NR/NR	13-27	L#	58,000
11/12	* at Georgia	Athens, GA	NR/NR	33-14	W	57,000
11/26	* vs. Alabama	Birmingham	NR/2	21-48	L	69,921

#-MSU forfeited games from 1975-77.

## 1978

### 6-4-1, 3-2-1 SEC

Doug Barfield

9/16	at Kansas State	Manhattan, KS	NR/NR	45-32	W	27,600
9/23	at Virginia Tech	Blacksburg, VA	NR/NR	18-7	W	38,000
9/30	* vs. Tennessee	Birmingham	NR/NR	29-10	W	50,136
10/7	MIAMI (FLA.)	AUBURN	NR/NR	15-17	L	55,113
10/14	* at Vanderbilt	Nashville, TN	NR/NR	49-7	W	30,394
10/21	GEORGIA TECH	AUBURN	NR/NR	10-24	L	59,112
10/28	WAKE FOREST	AUBURN	NR/NR	21-7	W	52,120
11/4	* at Florida	Gainesville, FL	NR/NR	7-31	L	59,343
11/11	* at Mississippi State	Starkville, MS	NR/NR	6-0	W	34,100
11/18	* GEORGIA	AUBURN	NR/8	22-22	T	64,761
12/2	* vs. Alabama	Birmingham	NR/2	16-34	L	79,218

## 1979

### 8-3, 4-2 SEC

Doug Barfield

16th AP

9/15	KANSAS STATE	AUBURN	NR/NR	26-18	W	50,132
9/22	SOUTHERN MISS	AUBURN	NR/NR	31-9	W	45,226
9/29	* at Tennessee	Knoxville, TN	NR/NR	17-35	L	85,936
10/6	N.C. STATE	AUBURN	NR/14	44-31	W	51,146
10/13	* VANDERBILT	AUBURN	18/NR	52-35	W	47,900
10/20	at Georgia Tech	Atlanta, GA	14/NR	38-14	W	54,236
10/27	at Wake Forest	Winston-Salem, NC	13/18	38-42	L	34,060
11/3	* FLORIDA	AUBURN	20/NR	19-13	W	58,384
11/10	* MISSISSIPPI STATE	AUBURN	16/NR	14-3	W	59,186
11/17	* at Georgia	Athens, GA	15/NR	33-13	W	63,000
12/1	* vs. Alabama	Birmingham	14/1	18-25	L	77,918



# All-Time Results

## 1980 5-6, 0-6 SEC Doug Barfield

9/13	at TCU	Fort Worth, TX	18/NR	10-7	W	22,812
9/20	DUKE	AUBURN	19/NR	35-28	W	57,742
9/27	* TENNESSEE	AUBURN	18/NR	0-42	L	75,942
10/4	RICHMOND	AUBURN	NR/NR	55-16	W	47,226
10/11	* at LSU	Baton Rouge, LA	NR/NR	17-21	L	76,094
10/18	GEORGIA TECH	AUBURN	NR/NR	17-14	W	57,950
10/25	* vs. Mississippi State	Jackson, MS	NR/NR	21-24	L	40,822
11/1	* at Florida	Gainesville, FL	NR/NR	10-21	L	63,274
11/8	SOUTHERN MISS	AUBURN	NR/NR	31-0	W	56,800
11/15	* GEORGIA	AUBURN	NR/1	21-31	L	74,900
11/29	* vs. Alabama	Birmingham	NR/9	18-34	L	78,549



### PAT DYE

Dye won 99 games and four SEC titles in 12 years at AU. As athletic director he was responsible for bringing the Alabama game to Auburn, elevating AU's facilities and program alongside the nation's elite.

## 1981 5-6, 2-4 SEC Pat Dye

9/5	TCU	AUBURN	NR/NR	24-16	W	48,000
9/19	WAKE FOREST	AUBURN	NR/NR	21-24	L	58,000
9/26	* at Tennessee	Knoxville, TN	NR/NR	7-10	L	92,612
10/3	at Nebraska	Lincoln, NE	NR/NR	3-17	L	76,423
10/10	* LSU	AUBURN	NR/NR	19-7	W	61,000
10/17	at Georgia Tech	Atlanta, GA	NR/NR	31-7	W	50,326
10/24	* MISSISSIPPI STATE	AUBURN	NR/9	17-21	L	58,000
10/31	* FLORIDA	AUBURN	NR/NR	14-12	W	65,000
11/7	NORTH TEXAS	AUBURN	NR/NR	20-0	W	63,000
11/14	* at Georgia	Athens, GA	NR/4	13-24	L	82,165
11/28	* vs. Alabama	Birmingham	NR/4	17-28	L	78,170

## 1982 9-3, 4-2 SEC Pat Dye

14th AP, 14th UPI

9/11	WAKE FOREST	AUBURN	NR/NR	28-10	W	59,350
9/18	SOUTHERN MISS	AUBURN	NR/NR	21-19	W	55,000
9/25	* TENNESSEE	AUBURN	NR/NR	24-14	W	73,600
10/2	NEBRASKA	AUBURN	20/8	7-41	L	73,900
10/9	* KENTUCKY	AUBURN	NR/NR	18-3	W	53,000
10/16	GEORGIA TECH	AUBURN	NR/NR	24-0	W	57,000
10/23	* at Mississippi State	Starkville, MS	NR/NR	35-17	W	32,826
10/30	* at Florida	Gainesville, FL	19/NR	17-19	L	73,532
11/6	RUTGERS	AUBURN	NR/NR	30-7	W	58,000
11/13	* GEORGIA	AUBURN	NR/1	14-19	L	74,900
11/27	* vs. Alabama	Birmingham	NR/NR	23-22	W	76,300

TANGERINE BOWL

12/18	vs. Boston College	Orlando, FL	18/NR	33-26	W	51,296
-------	--------------------	-------------	-------	-------	---	--------

## 1983 11-1, 6-0 SEC Pat Dye

3rd AP, 3rd UPI

**SEC CHAMPIONS  
NATIONAL CHAMPIONS**

[NY Times, Rothman, College Football Researchers Association]

9/10	SOUTHERN MISS	AUBURN	4/NR	24-3	W	73,500
9/17	TEXAS	AUBURN	5/3	7-20	L	73,500
9/24	* at Tennessee	Knoxville, TN	11/NR	37-14	W	95,185
10/1	FLORIDA STATE	AUBURN	10/NR	27-24	W	75,625
10/8	* at Kentucky	Lexington, KY	7/NR	49-21	W	57,989
10/15	at Georgia Tech	Atlanta, GA	5/NR	31-13	W	55,112

10/22	* MISSISSIPPI STATE	AUBURN	5/NR	28-13	W	71,500
10/29	* FLORIDA	AUBURN	4/5	28-21	W	75,700
11/5	MARYLAND	AUBURN	3/7	35-23	W	75,600
11/12	* at Georgia	Athens, GA	3/4	13-7	W	82,122
12/3	* vs. Alabama	Birmingham	3/19	23-20	W	77,310

SUGAR BOWL

1/2	vs. Michigan	New Orleans, LA	3/8	9-7	W	77,893
-----	--------------	-----------------	-----	-----	---	--------

## 1984 9-4, 4-2 SEC Pat Dye

14th AP, 14th UPI

8/27	vs. Miami (Fla.)	East Rutherford, NJ	1/10	18-20	L	51,131
9/15	at Texas	Austin, TX	11/4	27-35	L	78,348
9/22	SOUTHERN MISS	AUBURN	19/NR	35-12	W	74,841
9/29	* TENNESSEE	AUBURN	20/NR	29-10	W	75,076
10/6	* at Ole Miss	Oxford, MS	18/NR	17-13	W	35,387
10/13	at Florida State	Tallahassee, FL	16/9	42-41	W	58,671
10/20	GEORGIA TECH	AUBURN	13/NR	48-34	W	75,216
10/27	* at Mississippi State	Starkville, MS	12/NR	24-21	W	31,138
11/3	* at Florida	Gainesville, FL	11/13	3-24	L	74,397
11/10	CINCINNATI	AUBURN	20/NR	60-0	W	74,750
11/17	* GEORGIA	AUBURN	18/15	21-12	W	75,300
12/1	* vs. Alabama	Birmingham	11/NR	15-17	L	76,853

LIBERTY BOWL

12/27	vs. Arkansas	Memphis, TN	16/NR	21-15	W	50,180
-------	--------------	-------------	-------	-------	---	--------

## 1985 8-4, 3-3 SEC Pat Dye

9/7	SW LOUISIANA	AUBURN	2/NR	49-7	W	60,000
9/14	SOUTHERN MISS	AUBURN	1/NR	29-18	W	63,000
9/28	* at Tennessee	Knoxville, TN	1/NR	20-38	L	94,358
10/5	* OLE MISS	AUBURN	14/NR	41-0	W	67,500
10/12	FLORIDA STATE	AUBURN	12/4	59-27	W	75,000
10/19	at Georgia Tech	Atlanta, GA	8/NR	17-14	W	57,501
10/26	* MISSISSIPPI STATE	AUBURN	6/NR	21-9	W	68,700
11/2	* FLORIDA	AUBURN	6/2	10-14	L	75,000
11/9	EAST CAROLINA	AUBURN	13/NR	35-10	W	65,600
11/16	* at Georgia	Athens, GA	14/12	24-10	W	82,122
11/30	* vs. Alabama	Birmingham	7/NR	23-25	L	75,808

COTTON BOWL

1/1	vs. Texas A&M	Dallas, TX	16/11	16-36	L	73,137
-----	---------------	------------	-------	-------	---	--------

## 1986 10-2, 4-2 SEC Pat Dye

6th AP, 8th UPI

9/6	UT-CHATTANOOGA	AUBURN	14/NR	42-14	W	58,000
9/20	EAST CAROLINA	AUBURN	10/NR	45-0	W	62,000
9/27	* TENNESSEE	AUBURN	8/NR	34-8	W	72,500
10/4	W. CAROLINA	AUBURN	7/NR	55-6	W	63,000
10/11	* at Vanderbilt	Nashville, TN	7/NR	31-9	W	40,378
10/18	GEORGIA TECH	AUBURN	7/NR	31-10	W	72,500
10/25	* at Mississippi State	Starkville, MS	7/13	35-6	W	42,700
11/1	* at Florida	Gainesville, FL	5/20	17-18	L	74,521
11/8	CINCINNATI	AUBURN	9/NR	52-7	W	63,500
11/15	* GEORGIA	AUBURN	8/NR	16-20	L	73,000
11/29	* vs. Alabama	Birmingham	14/7	21-17	W	75,808

CITRUS BOWL

1/1	vs. Southern Cal	Orlando, FL	10/NR	16-7	W	51,113
-----	------------------	-------------	-------	------	---	--------

## 1987 9-1-2, 5-0-1 SEC Pat Dye

7th AP, 7th UPI

**SEC CHAMPIONS**

9/5	TEXAS	AUBURN	5/NR	31-3	W	80,000
9/12	KANSAS	AUBURN	4/NR	49-0	W	65,711
9/26	* at Tennessee	Knoxville, TN	3/14	20-20	T	93,506
10/3	at North Carolina	Chapel Hill, NC	6/NR	20-10	W	52,811
10/10	* VANDERBILT	AUBURN	5/NR	48-15	W	79,500

# All-Time Results

10/17	at Georgia Tech	Atlanta, GA	5/NR	20-10	W	45,559
10/24	* MISSISSIPPI STATE	AUBURN	6/NR	38-7	W	79,900
10/31	* FLORIDA	AUBURN	6/10	29-6	W	85,187
11/7	FLORIDA STATE	AUBURN	6/4	6-34	L	85,170
11/14	* at Georgia	Athens, GA	12/8	27-11	W	82,122
11/27	* vs. Alabama	Birmingham	7/18	10-0	W	75,808

### SUGAR BOWL

1/1	vs. Syracuse	New Orleans, LA	6/4	16-16	T	75,495
-----	--------------	-----------------	-----	-------	---	--------

<b>1988</b>	<b>10-2, 6-1 SEC</b>	
	<b>Pat Dye</b>	
<b>8th AP, 7th UPI</b>		
<b>SEC CHAMPIONS</b>		

9/10	* KENTUCKY	AUBURN	7/NR	20-10	W	60,000
9/17	KANSAS	AUBURN	6/NR	56-7	W	55,700
9/24	* TENNESSEE	AUBURN	4/NR	38-6	W	83,687
10/1	NORTH CAROLINA	AUBURN	4/NR	47-21	W	73,611
10/8	* at LSU	Baton Rouge, LA	4/NR	6-7	L	79,431
10/15	AKRON	AUBURN	12/NR	42-0	W	61,300
10/22	* MISSISSIPPI STATE	AUBURN	10/NR	33-0	W	67,300
10/29	* at Florida	Gainesville, FL	9/NR	16-0	W	75,199
11/5	SOUTHERN MISS	AUBURN	9/NR	38-8	W	73,787
11/12	* GEORGIA	AUBURN	9/17	20-10	W	85,214
11/25	* vs. Alabama	Birmingham	7/17	15-10	W	75,962

### SUGAR BOWL

1/2	vs. Florida State	New Orleans, LA	7/4	7-13	L	61,934
-----	-------------------	-----------------	-----	------	---	--------

<b>1989</b>	<b>10-2, 6-1 SEC</b>	
	<b>Pat Dye</b>	
<b>6th AP, 6th UPI</b>		
<b>SEC CHAMPIONS</b>		

9/9	PACIFIC	AUBURN	8/NR	55-0	W	77,000
9/16	SOUTHERN MISS	AUBURN	5/NR	24-3	W	83,465
9/30	* at Tennessee	Knoxville, TN	4/12	14-21	L	95,341
10/7	* at Kentucky	Lexington, KY	11/NR	24-12	W	55,688
10/14	* LSU	AUBURN	12/NR	10-6	W	85,214
10/21	at Florida State	Tallahassee, FL	11/14	14-22	L	62,711
10/28	* MISSISSIPPI STATE	AUBURN	16/NR	14-0	W	84,105
11/4	* FLORIDA	AUBURN	12/19	10-7	W	85,214
11/11	LOUISIANA TECH	AUBURN	12/NR	38-23	W	77,237
11/18	* at Georgia	Athens, GA	11/NR	20-3	W	82,122
12/2	* ALABAMA	AUBURN	11/2	30-20	W	85,319

### HALL OF FAME BOWL

1/1	vs. Ohio State	Tampa, FL	9/21	31-14	W	52,535
-----	----------------	-----------	------	-------	---	--------

<b>1990</b>	<b>8-3-1, 4-2-1 SEC</b>	
	<b>Pat Dye</b>	
<b>19th AP, 19th UPI</b>		

9/8	CAL ST. FULLERTON	AUBURN	3/NR	38-17	W	77,500
9/15	* vs. Ole Miss	Jackson, MS	2/NR	24-10	W	41,500
9/29	* TENNESSEE	AUBURN	3/5	26-26	T	85,214
10/6	LOUISIANA TECH	AUBURN	5/NR	16-14	W	72,350
10/13	* VANDERBILT	AUBURN	6/NR	56-6	W	79,269
10/20	FLORIDA STATE	AUBURN	5/7	20-17	W	85,214
10/27	* at Mississippi State	Starkville, MS	2/NR	17-16	W	39,106
11/3	* at Florida	Gainesville, FL	4/15	7-48	L	75,459
11/10	SOUTHERN MISS	AUBURN	15/NR	12-13	L	85,214
11/17	* GEORGIA	AUBURN	24/NR	33-10	W	85,214
12/1	* at Alabama	Birmingham	20/NR	7-16	L	75,962

### PEACH BOWL

12/29	vs. Indiana	Atlanta, GA	NR/NR	27-23	W	38,962
-------	-------------	-------------	-------	-------	---	--------

<b>1991</b>	<b>5-6, 2-5 SEC</b>	
	<b>Pat Dye</b>	

8/31	GEORGIA SO.	AUBURN	18/NR	32-17	W	79,124
9/14	* OLE MISS	AUBURN	15/NR	23-13	W	81,622
9/21	at Texas	Austin, TX	13/NR	14-10	W	77,809
9/28	* at Tennessee	Knoxville, TN	13/5	21-30	L	97,731
10/5	SOUTHERN MISS	AUBURN	16/NR	9-10	L	79,793
10/12	* at Vanderbilt	Nashville, TN	24/NR	24-22	W	32,772
10/26	* MISS. STATE (HC)	AUBURN	NR/NR	17-24	L	82,214
11/2	* FLORIDA	AUBURN	NR/6	10-31	L	83,714
11/9	SW LOUISIANA	AUBURN	NR/NR	50-7	W	62,557
11/16	* at Georgia	Athens, GA	NR/NR	27-37	L	85,434
11/30	* Alabama	Birmingham	NR/8	6-13	L	83,091

<b>1992</b>	<b>5-5-1, 2-5-1 SEC</b>	
	<b>Pat Dye</b>	

9/5	* at Ole Miss	Oxford, MS	NR/NR	21-45	L	40,000
9/12	SAMFORD	AUBURN	NR/NR	55-0	W	65,913
9/19	* LSU	AUBURN	NR/NR	30-28	W	76,637
9/26	SOUTHERN MISS	AUBURN	NR/NR	16-8	W	72,296
10/3	* VANDERBILT	AUBURN	NR/NR	31-7	W	58,229
10/10	* at Mississippi State	Starkville, MS	NR/18	7-14	L	41,224
10/17	* at Florida	Gainesville, FL	NR/23	9-24	L	84,098
10/24	SW LA. (HC)	AUBURN	NR/NR	25-24	W	74,327
10/31	* ARKANSAS	AUBURN	NR/NR	24-24	T	77,933
11/14	* GEORGIA	AUBURN	NR/12	10-14	L	85,214
11/26	* at Alabama	Birmingham	NR/2	0-17	L	83,091



## TERRY BOWDEN

Bowden made NCAA history when he became the first coach to start a Division I-A career with 20 consecutive wins. He led Auburn to its first 11-0 season during his initial campaign on The Plains in 1993.

<b>1993</b>	<b>11-0, 8-0 SEC</b>	
	<b>Terry Bowden</b>	
<b>4th AP</b>		

### NATIONAL CHAMPIONS [National Championship Foundation]

9/2	* OLE MISS	AUBURN	NR/NR	16-12	W	78,246
9/11	SAMFORD	AUBURN	NR/NR	35-7	W	68,936
9/18	* at LSU	Baton Rouge, LA	NR/NR	34-10	W	71,936
9/25	SOUTHERN MISS	AUBURN	25/NR	35-24	W	83,476
10/2	* at Vanderbilt	Nashville, TN	23/NR	14-10	W	40,527
10/9	* MISSISSIPPI STATE	AUBURN	22/NR	31-17	W	84,222
10/16	* FLORIDA	AUBURN	19/4	38-35	W	85,214
10/30	* at Arkansas	Fayetteville, AR	9/NR	31-21	W	50,100
11/6	N. MEXICO ST. (HC)	AUBURN	8/NR	55-14	W	82,128
11/13	* at Georgia	Athens, GA	7/NR	42-28	W	85,434
11/20	* ALABAMA	AUBURN	6/11	22-14	W	85,214

<b>1994</b>	<b>9-1-1, 6-1-1 SEC</b>	
	<b>Terry Bowden</b>	
<b>9th AP</b>		

9/3	* at Ole Miss	Oxford, MS	11/NR	22-17	W	41,239
9/10	NORTHEAST LA.	AUBURN	12/NR	44-12	W	78,437
9/17	* LSU	AUBURN	11/NR	30-26	W	84,754
9/24	EAST TENN. STATE	AUBURN	10/NR	38-0	W	76,341
9/29	* KENTUCKY	AUBURN	9/NR	41-14	W	74,315
10/8	* at Mississippi State	Starkville, MS	9/NR	42-18	W	41,200
10/15	* at Florida	Gainesville, FL	6/1	36-33	W	85,562
10/29	* ARKANSAS	AUBURN	4/NR	31-14	W	85,214
11/5	E. CAROLINA (HC)	AUBURN	3/NR	38-21	W	84,738
11/12	* GEORGIA	AUBURN	3/NR	23-23	T	85,214
11/19	* at Alabama	Birmingham	6/4	14-21	L	83,091

# All-Time Results

## 1995

### 8-4, 5-3 SEC Terry Bowden

**22nd AP, 21st USA TODAY**

9/2	* OLE MISS	AUBURN	6/NR	46-13	W	84,371
9/9	UT-CHATTANOOGA	AUBURN	6/NR	76-10	W	81,570
9/16	* at LSU	Baton Rouge, LA	5/NR	6-12	L	80,559
9/30	* at Kentucky	Lexington, KY	13/NR	42-21	W	58,250
10/7	* MISS. STATE	AUBURN	11/NR	48-20	W	77,641
10/14	* FLORIDA	AUBURN	7/3	38-49	L	85,214
10/21	W. MICHIGAN	AUBURN	13/NR	34-13	W	76,107
10/28	* at Arkansas	Little Rock, AR	11/NR	28-30	L	55,630
11/4	NORTHEAST LA. (HC)	AUBURN	21/NR	38-14	W	78,149
11/11	* at Georgia	Athens, GA	20/NR	37-31	W	81,013
11/18	* ALABAMA	AUBURN	21/17	31-27	W	85,214
<b>OUTBACK BOWL</b>						
1/1	vs. Penn State	Tampa, FL	16/15	14-43	L	65,313

## 1996

### 8-4, 4-4 SEC Terry Bowden

**22nd AP, 21st USA TODAY**

8/31	UAB	AUBURN	16/NR	29-0	W	80,654
9/7	FRESNO STATE	AUBURN	18/NR	62-0	W	79,026
9/14	* at Ole Miss	Oxford, MS	15/NR	45-28	W	40,456
9/21	* LSU	AUBURN	13/21	15-19	L	85,214
10/5	* SOUTH CAROLINA	AUBURN	20/NR	28-24	W	84,107
10/12	* at Mississippi State	Starkville, MS	18/NR	49-15	W	40,728
10/19	* at Florida	Gainesville, FL	16/1	10-51	L	85,697
11/2	* ARKANSAS	AUBURN	24/NR	28-7	W	84,763
11/9	NE LOUISIANA (HC)	AUBURN	22/NR	28-24	W	78,309
11/16	* GEORGIA [4 OT]	AUBURN	20/NR	49-56	L	85,214
11/23	* at Alabama	Birmingham	NR/15	23-24	L	83,091
<b>INDEPENDENCE BOWL</b>						
12/31	vs. Army	Shreveport, LA	NR/24	32-29	W	41,366

## 1997

### 10-3, 6-2 SEC Terry Bowden

**11th AP, 11th UPI  
SEC WESTERN DIVISION CHAMPIONS**

9/4	at Virginia	Charlottesville, VA	16/NR	28-17	W	45,300
9/13	* OLE MISS	AUBURN	16/NR	19-9	W	81,203
9/20	* at LSU	Baton Rouge, LA	12/10	31-28	W	80,538
9/27	CENTRAL FLORIDA	AUBURN	8/NR	41-14	W	82,109
10/4	* at South Carolina	Columbia, SC	8/NR	23-6	W	79,411
10/11	LA. TECH (HC)	AUBURN	8/NR	49-13	W	84,761
10/18	* FLORIDA	AUBURN	6/7	10-24	L	85,244
10/25	* at Arkansas	Fayetteville, AR	11/NR	26-21	W	41,277
11/1	* MISSISSIPPI STATE	AUBURN	11/NR	0-20	L	82,736
11/15	* at Georgia	Athens, GA	16/7	45-34	W	86,117
11/22	* ALABAMA	AUBURN	13/NR	18-17	W	85,214
<b>SEC CHAMPIONSHIP GAME</b>						
12/6	vs. Tennessee	Atlanta, GA	11/3	29-30	L	74,896
<b>PEACH BOWL</b>						
1/2	vs. Clemson	Atlanta, GA	13/NR	21-17	W	71,212



### BILL OLIVER

*Oliver coached the final five games of the 1998 season, leading the Tigers to a 2-3 record.*

## 1998

### 3-8, 1-7 SEC Terry Bowden/Bill Oliver

9/3	VIRGINIA	AUBURN	25/NR	0-19	L	78,315
9/12	* at Ole Miss	Oxford, MS	NR/NR	17-0	W	48,371
9/19	* LSU	AUBURN	NR/7	19-31	L	85,214
10/3	* TENNESSEE	AUBURN	NR/3	9-17	L	85,214
10/10	* at Mississippi State	Starkville, MS	NR/NR	21-38	L	40,029
10/17	* at Florida	Gainesville, FL	NR/5	3-24	L	85,557
10/24	LOUISIANA TECH	AUBURN	NR/NR	32-17	W	74,384
10/31	* ARKANSAS	AUBURN	NR/14	21-24	L	78,649
11/7	CENTRAL FLA (HC)	AUBURN	NR/NR	10-6	W	80,743
11/14	* GEORGIA	AUBURN	NR/14	17-28	L	85,214
11/21	* at Alabama	Birmingham	NR/NR	17-31	L	83,091



### TOMMY TUBERVILLE

*Tuberville guided Auburn to five SEC Western Division Championships, one SEC Championship and a perfect 13-0 mark in 2004 in his 10-year tenure.*

## 1999

### 5-6, 2-6 SEC Tommy Tuberville

9/4	APPALACHIAN ST.	AUBURN	NR/NR	22-15	W	78,128
9/11	IDAHO	AUBURN	NR/NR	30-23	W	75,365
9/18	* at LSU	Baton Rouge, LA	NR/NR	41-7	W	80,562
9/25	* OLE MISS [OT]	AUBURN	NR/NR	17-24	L	85,214
10/2	* at Tennessee	Knoxville, TN	NR/7	0-24	L	106,424
10/9	* MISSISSIPPI STATE	AUBURN	NR/14	16-18	L	80,394
10/16	* FLORIDA	AUBURN	NR/7	14-32	L	85,214
10/30	* at Arkansas	Fayetteville, AR	NR/NR	10-34	L	51,133
11/6	CENTRAL FLA (HC)	AUBURN	NR/NR	28-10	W	75,804
11/13	* at Georgia	Athens, GA	NR/14	38-21	W	86,117
11/20	* ALABAMA	AUBURN	NR/8	17-28	L	85,214

## 2000

### 9-4, 6-2 SEC Tommy Tuberville

**18th AP, 20th USA Today**

**SEC WESTERN DIVISION CHAMPIONS**

8/31	WYOMING	AUBURN	NR/NR	35-21	W	76,128
9/9	* at Ole Miss	Oxford, MS	NR/19	35-27	W	52,368
9/16	* LSU	AUBURN	24/NR	34-17	W	85,612
9/23	N. ILLINOIS	AUBURN	20/NR	31-14	W	79,635
9/30	* VANDERBILT	AUBURN	19/NR	33-0	W	84,276
10/7	* at Mississippi State	Starkville, MS	15/20	10-17	L	40,656
10/14	* at Florida	Gainesville, FL	19/10	7-38	L	83,000
10/21	LA TECH (HC)	AUBURN	NR/NR	38-28	W	82,140
10/28	* ARKANSAS	AUBURN	25/NR	21-19	W	83,642
11/11	* GEORGIA [OT]	AUBURN	22/14	29-26	W	85,612
11/18	* at Alabama	Tuscaloosa	18/NR	9-0	W	85,986
<b>SEC CHAMPIONSHIP GAME</b>						
12/2	vs. Florida	Atlanta, GA	17/7	6-28	L	73,427
<b>FLORIDA CITRUS BOWL</b>						
1/1	vs. Michigan	Orlando, FL	20/17	28-31	L	66,928

# All-Time Results

## 2001

**7-5, 5-3 SEC**  
Tommy Tuberville

### SEC WESTERN DIVISION CO-CHAMPIONS

9/1	BALL STATE	AUBURN	NR/NR	30-0	W	82,376
9/8	* OLE MISS	AUBURN	NR/NR	27-21	W	86,063
9/22	at Syracuse	Syracuse, NY	NR/NR	14-31	L	43,403
9/29	* at Vanderbilt	Nashville, TN	NR/NR	24-21	W	39,366
10/6	* MISSISSIPPI STATE	AUBURN	NR/NR	16-14	W	86,063
10/13	* FLORIDA	AUBURN	NR/1	23-20	W	86,063
10/20	LA TECH (HC) [OT]	AUBURN	20/NR	48-41	W	86,063
10/27	* at Arkansas	Fayetteville, AR	17/NR	17-42	L	67,213
11/10	* at Georgia	Athens, GA	24/19	24-17	W	86,520
11/17	* ALABAMA	AUBURN	17/NR	7-31	L	86,063
12/1	* at LSU	Baton Rouge, LA	22/25	14-27	L	92,141
<b>CHICK-FIL-A PEACH BOWL</b>						
12/31	vs. North Carolina	Atlanta, GA	NR/NR	10-16	L	71,827

## 2002

**9-4, 5-3 SEC**  
Tommy Tuberville

### 14th AP, 16th ESPN/USA Today

### SEC WESTERN DIVISION CO-CHAMPIONS

9/2	at Southern Cal	Los Angeles, CA	NR/18	17-24	L	63,269
9/7	W. CAROLINA	AUBURN	NR/NR	56-0	W	80,067
9/14	* VANDERBILT	AUBURN	NR/NR	31-6	W	76,127
9/19	* at Mississippi State	Starkville, MS	NR/NR	42-14	W	52,583
9/28	SYRACUSE [3 OT]	AUBURN	NR/NR	37-34	W	83,667
10/12	* ARKANSAS	AUBURN	24/NR	17-38	L	84,692
10/19	* at Florida [OT]	Gainesville, FL	NR/NR	23-30	L	85,135
10/26	* LSU	AUBURN	NR/10	31-7	W	85,366
11/2	* at Ole Miss	Oxford, MS	NR/NR	31-24	W	60,635
11/9	LA-MONROE (HC)	AUBURN	NR/NR	52-14	W	84,618
11/16	* GEORGIA	AUBURN	24/7	21-24	L	86,063
11/23	* at Alabama	Tuscaloosa	NR/9	17-7	W	84,818

### CAPITAL ONE BOWL

1/1	vs. Penn State	Orlando, FL	19/10	13-9	W	66,334
-----	----------------	-------------	-------	------	---	--------

## 2003

**8-5, 5-3 SEC**  
Tommy Tuberville

8/30	SOUTHERN CAL	AUBURN	6/8	0-23	L	86,063
9/6	at Georgia Tech	Atlanta, GA	17/NR	3-17	L	55,000
9/13	* at Vanderbilt	Nashville, TN	NR/NR	45-7	W	37,703
9/27	W. KENTUCKY	AUBURN	NR/NR	48-3	W	85,046
10/4	* TENNESSEE	AUBURN	NR/7	28-21	W	86,063
10/11	* at Arkansas	Fayetteville, AR	NR/7	10-3	W	74,026
10/18	* MISSISSIPPI STATE	AUBURN	19/NR	45-13	W	86,063
10/25	* at LSU	Baton Rouge, LA	17/9	7-31	L	92,085
11/1	LA-MONROE (HC)	AUBURN	NR/NR	73-7	W	81,061
11/8	* OLE MISS	AUBURN	NR/20	20-24	L	86,063
11/15	* at Georgia	Athens, GA	NR/7	7-26	L	92,058
11/22	* ALABAMA	AUBURN	NR/NR	28-23	W	86,063

### GAYLORD HOTELS MUSIC CITY BOWL

12/31	vs. Wisconsin	Nashville, TN	NR/NR	28-14	W	55,109
-------	---------------	---------------	-------	-------	---	--------

## 2004

**13-0, 8-0 SEC**  
Tommy Tuberville

### 2nd AP, 2nd ESPN/USA Today

### SEC CHAMPIONS NATIONAL CHAMPIONS [People's Choice]

9/4	LA-MONROE	AUBURN	17/NR	31-0	W	80,663
9/11	* at Mississippi State	Starkville, MS	19/NR	43-14	W	51,021
9/18	* LSU	AUBURN	14/5	10-9	W	87,451
9/25	THE CITADEL	AUBURN	9/NR	33-3	W	76,302
10/2	* at Tennessee	Knoxville, TN	8/10	34-10	W	107,828
10/9	LA TECH (HC)	AUBURN	6/NR	52-7	W	77,016
10/16	* ARKANSAS	AUBURN	4/NR	38-20	W	87,451
10/23	* KENTUCKY	AUBURN	3/NR	42-10	W	85,263
10/30	* at Ole Miss	Oxford, MS	3/NR	35-14	W	60,787
11/13	* GEORGIA	AUBURN	3/8	24-6	W	87,451
11/20	* at Alabama	Tuscaloosa	t2/NR	21-13	W	83,818
<b>SEC CHAMPIONSHIP GAME</b>						
12/4	vs. Tennessee	Atlanta, GA	3/15	38-28	W	74,892
<b>NOKIA SUGAR BOWL</b>						
1/3	vs. Virginia Tech	New Orleans, LA	3/9	16-13	W	77,349

## 2005

**9-3, 7-1 SEC**  
Tommy Tuberville

### 14th AP, 14th USA Today

### SEC WESTERN DIVISION CO-CHAMPIONS

9/3	GEORGIA TECH	AUBURN	16/NR	14-23	L	87,451
9/10	* MISSISSIPPI STATE	AUBURN	NR/NR	28-0	W	81,921
9/17	BALL STATE	AUBURN	NR/NR	63-3	W	78,427
9/24	W. KENTUCKY (HC)	AUBURN	NR/NR	37-14	W	80,632
10/1	* SOUTH CAROLINA	AUBURN	NR/NR	48-7	W	87,451
10/15	* at Arkansas	Fayetteville, AR	21/NR	34-17	W	71,673
10/22	* at LSU [OT]	Baton Rouge, LA	16/7	17-20	L	92,664
10/29	* OLE MISS	AUBURN	19/NR	27-3	W	85,791
11/5	* at Kentucky	Lexington, KY	17/NR	49-27	W	60,519
11/12	* at Georgia	Athens, GA	15/9	31-30	W	92,746
11/19	* ALABAMA	AUBURN	11/8	28-18	W	87,451

### CAPITAL ONE BOWL

1/2	vs. Wisconsin	Orlando, FL	7/21	10-24	L	57,221
-----	---------------	-------------	------	-------	---	--------

## 2006

**11-2, 6-2 SEC**  
Tommy Tuberville

### 9th AP, 8th USA Today

9/2	WASHINGTON ST.	AUBURN	4/NR	40-14	W	87,451
9/9	* at Mississippi State	Starkville, MS	4/NR	34-0	W	43,640
9/16	* LSU	AUBURN	3/6	7-3	W	87,451
9/23	BUFFALO	AUBURN	2/NR	38-7	W	84,921
9/28	* at South Carolina	Columbia, SC	2/NR	24-17	W	74,374
10/7	* ARKANSAS	AUBURN	2/NR	10-27	L	87,451
10/14	* FLORIDA	AUBURN	11/2	27-17	W	87,451
10/21	TULANE (HC)	AUBURN	8/NR	38-13	W	79,837
10/28	* at Ole Miss	Oxford, MS	7/NR	23-17	W	55,211
11/4	ARKANSAS STATE	AUBURN	6/NR	27-0	W	78,493
11/11	* GEORGIA	AUBURN	5/NR	15-37	L	87,451
11/18	* at Alabama	Tuscaloosa	15/NR	22-15	W	92,138
<b>AT&amp;T COTTON BOWL CLASSIC</b>						
1/1	vs. Nebraska	Dallas, TX	10/22	17-14	W	66,777

# All-Time Results

## 2007 9-4, 5-3 SEC Tommy Tuberville

15th AP, T14th USA Today

9/1	KANSAS STATE	AUBURN	18/NR	23-13	W	86,439
9/8	SOUTH FLORIDA [OT]	AUBURN	17/NR	23-26	L	82,617
9/15	* MISSISSIPPI STATE	AUBURN	NR/NR	14-19	L	82,129
9/22	NEW MEXICO STATE	AUBURN	NR/NR	55-20	W	83,012
9/29	* at Florida	Gainesville, FL	NR/4	20-17	W	90,685
10/6	* VANDERBILT	AUBURN	NR/NR	35-7	W	82,657
10/13	* at Arkansas	Fayetteville, AR	22/NR	9-7	W	72,463
10/20	* at LSU	Baton Rouge, LA	18/5	24-30	L	92,630
10/27	* OLE MISS	AUBURN	23/NR	17-3	W	87,451
11/3	TENNESSEE TECH (HC)	AUBURN	19/NR	35-3	W	85,754
11/10	* at Georgia	Athens, GA	18/10	20-45	L	92,746
11/24	* ALABAMA	AUBURN	25/NR	17-10	W	87,451
<b>CHICK-FIL-A BOWL</b>						
12/31	vs. Clemson [OT]	Atlanta, GA	22/15	23-20	W	74,413

## 2008 5-7, 2-6 SEC Tommy Tuberville

8/30	ULM	AUBURN	10/NR	34-0	W	87,451
9/6	SOUTHERN MISS	AUBURN	9/NR	27-13	W	87,451
9/13	* at Mississippi State	Starkville, MS	9/NR	3-2	W	52,911
9/20	* LSU	AUBURN	10/6	16-21	L	87,451
9/27	* TENNESSEE	AUBURN	15/NR	14-12	W	87,451
10/4	* at Vanderbilt	Nashville, TN	13/19	13-14	L	39,773
10/11	* ARKANSAS	AUBURN	20/NR	22-25	L	85,782
10/23	at West Virginia	Morgantown, WV	NR/NR	17-34	L	60,765
11/1	* at Ole Miss	Oxford, MS	NR/NR	7-17	L	57,324
11/8	UT MARTIN (HC)	AUBURN	NR/NR	37-20	W	85,365
11/15	* GEORGIA	AUBURN	NR/13	13-17	L	87,451
11/29	* at Alabama	Tuscaloosa	NR/1	0-36	L	92,138



**GENE CHIZIK**  
*Chizik became Auburn's 26th head coach on Dec. 13, 2008. Chizik was Auburn's defensive coordinator from 2002-04 and led the program to its first national championship in over 50 years when it won the 2010 BCS National Championship.*

## 2009 8-5, 3-5 SEC Gene Chizik

9/5	LOUISIANA TECH	AUBURN	NR/NR	37-13	W	81,143
9/12	* MISSISSIPPI STATE	AUBURN	NR/NR	49-24	W	85,269
9/19	WEST VIRGINIA	AUBURN	NR/NR	41-30	W	87,451
9/26	BALL STATE	AUBURN	NR/NR	54-30	W	83,118
10/3	* at Tennessee	Knoxville, TN	NR/NR	26-22	W	102,941
10/10	* at Arkansas	Fayetteville, AR	17/NR	23-44	L	72,559
10/17	* KENTUCKY	AUBURN	NR/NR	14-21	L	86,217
10/24	* at LSU	Baton Rouge, LA	NR/9	10-31	L	92,654
10/31	* OLE MISS	AUBURN	NR/24	33-20	W	84,756
11/7	FURMAN (HC)	AUBURN	NR/NR	63-31	W	81,506
11/14	* at Georgia	Athens, GA	NR/NR	24-31	L	92,746
11/27	* ALABAMA	AUBURN	NR/2	21-26	L	87,451
<b>OUTBACK BOWL</b>						
1/1	vs. Northwestern [OT]	Tampa, FL	NR/NR	38-35	W	49,383

## 2010 14-0, 8-0 SEC Gene Chizik

1st AP, 1st ESPN/USA Today

**SEC CHAMPIONS  
BCS NATIONAL CHAMPIONS**

9/4	ARKANSAS STATE	AUBURN	22/NR	52-26	W	83,441
9/9	* at Mississippi State	Starkville, MS	21/NR	17-14	W	54,806
9/18	CLEMSON [OT]	AUBURN	16/NR	27-24	W	87,451
9/25	* SOUTH CAROLINA	AUBURN	17/12	35-27	W	87,237
10/2	ULM	AUBURN	10/NR	52-3	W	80,759
10/9	* at Kentucky	Lexington, KY	8/NR	37-34	W	70,776
10/16	* ARKANSAS	AUBURN	7/12	65-43	W	87,451
10/23	* LSU	AUBURN	5/6	24-17	W	87,451
10/30	* at Ole Miss	Oxford, MS	3/NR	51-31	W	61,474
11/6	CHATTANOOGA (HC)	AUBURN	3/NR	62-24	W	87,451
11/13	* GEORGIA	AUBURN	2/NR	49-31	W	87,451
11/26	* at Alabama	Tuscaloosa	2/9	28-27	W	101,821
<b>SEC CHAMPIONSHIP GAME</b>						
12/4	vs. South Carolina	Atlanta, GA	2/18	56-17	W	75,802
<b>BCS TOSTITOS NATIONAL CHAMPIONSHIP GAME</b>						
1/10	vs. Oregon	Glendale, AZ	1/2	22-19	W	78,603

## 2011 8-5, 4-4 SEC Gene Chizik

9/3	UTAH STATE	AUBURN	23/NR	42-38	W	85,245
9/10	* MISSISSIPPI STATE	AUBURN	NR/16	41-34	W	87,451
9/17	at Clemson	Clemson, SC	21/NR	24-38	L	81,514
9/24	* FLORIDA ATLANTIC	AUBURN	NR/NR	30-14	W	82,249
10/1	* at South Carolina	Columbia, SC	NR/10	16-13	W	81,767
10/8	* at Arkansas	Fayetteville, AR	15/10	14-38	L	74,191
10/15	* FLORIDA	AUBURN	24/NR	17-6	W	87,451
10/22	* at LSU	Baton Rouge, LA	19/1	10-45	L	93,098
10/29	* OLE MISS	AUBURN	NR/NR	41-23	W	85,347
11/12	* at Georgia	Athens, GA	24/14	7-45	L	92,746
11/19	SAMFORD (HC)	AUBURN	NR/NR	35-16	W	85,347
11/26	* ALABAMA	AUBURN	NR/2	14-42	L	87,451
<b>CHICK-FIL-A BOWL</b>						
12/31	vs. Virginia	Atlanta, GA	25/NR	43-24	W	72,919

## 2012 3-9, 0-8 SEC Gene Chizik

9/1	vs. Clemson	Atlanta, GA	NR/14	19-26	L	75,211
9/8	* at Mississippi State	Starkville, MS	NR/NR	10-28	L	56,111
9/15	ULM [OT]	AUBURN	NR/NR	31-28	W	85,214
9/22	* LSU	AUBURN	NR/2	10-12	L	86,721
10/6	* ARKANSAS	AUBURN	NR/NR	7-24	L	85,813
10/13	* at Ole Miss	Oxford, MS	NR/NR	20-41	L	57,068
10/20	* at Vanderbilt	Nashville, TN	NR/NR	13-17	L	40,350
10/27	* TEXAS A&M	AUBURN	NR/22	21-63	L	85,119
11/3	NEW MEXICO ST. (HC)	AUBURN	NR/NR	42-7	W	74,676
11/10	* GEORGIA	AUBURN	NR/5	0-38	L	86,146
11/17	ALABAMA A&M	AUBURN	NR/NR	51-7	W	74,832
11/24	* at Alabama	Tuscaloosa	NR/2	0-49	L	101,821

# All-Time Results



## GUS MALZAHN

*Malzahn became Auburn's 27th head coach on Dec. 4, 2012. Malzahn was Auburn's offensive coordinator from 2009-11 and helped the program to its first national championship in over 50 years when it won the 2010 BCS National Championship and took the Tigers to the 2013 BCS National Championship Game in his first season as head coach at Auburn.*

### 2013

### 12-2, 7-1 SEC

Gus Malzahn

2nd AP, 2nd USA Today

**SEC CHAMPIONS**  
**BCS NATIONAL CHAMPIONSHIP RUNNER-UP**

8/31	WASHINGTON STATE	AUBURN	NR/NR	31-24	W	85,095
9/7	ARKANSAS STATE	AUBURN	NR/NR	38-9	W	83,246
9/14	* MISSISSIPPI STATE	AUBURN	NR/NR	24-20	W	85,817
9/21	* at LSU	Baton Rouge, LA	NR/6	21-35	L	92,638
10/5	* OLE MISS	AUBURN	NR/24	30-22	W	86,504
10/12	WESTERN CAROLINA(HC)	AUBURN	NR/NR	62-3	W	84,171
10/19	* at Texas A&M	College Station, TX	24/7	45-41	W	87,165
10/26	FLORIDA ATLANTIC	AUBURN	11/NR	45-10	W	85,517
11/2	* at Arkansas	Fayetteville, AR	8/NR	35-17	W	66,835
11/9	* at Tennessee	Knoxville, TN	7/NR	55-23	W	102,455
11/16	* GEORGIA	AUBURN	7/25	43-38	W	87,451
11/30	* ALABAMA	AUBURN	4/1	34-28	W	87,451
<b>SEC CHAMPIONSHIP GAME</b>						
12/7	vs. Missouri	Atlanta, GA	3/5	59-42	W	75,632
<b>VIZIO BCS NATIONAL CHAMPIONSHIP GAME</b>						
1/6	vs. Florida State	Pasadena, CA	2/1	31-34	L	92,542

### 2014

### 8-5, 4-4 SEC

Gus Malzahn

22nd AP, 23rd USA Today

8/30	* ARKANSAS	AUBURN	5/NR	45-21	W	87,451
9/6	SAN JOSE' STATE	AUBURN	5/NR	59-13	W	83,246
9/18	at Kansas State	Manhattan, Kansas	5/20	20-14	W	53,046
9/27	LOUISIANA TECH	AUBURN	5/NR	45-17	W	87,451
10/4	* LSU	AUBURN	5/14	41-7	W	87,451
10/11	* at Mississippi State	Starkville, MS	2/3	23-38	L	62,945
10/25	* SOUTH CAROLINA	AUBURN	5/NR	42-35	W	87,451
11/1	* at Ole Miss	Oxford, MS	4/7	35-31	W	62,090
11/8	* TEXAS A&M	AUBURN	3/NR	38-41	L	87,451
11/15	* at Georgia	Athens, GA	9/16	7-34	L	92,746
11/22	* SAMFORD	AUBURN	16/NR	31-7	W	87,451
11/29	* at Alabama	Tuscaloosa	15/2	44-55	L	101,821
<b>OUTBACK BOWL</b>						
1/1	vs. Wisconsin [OT]	Tampa, FL	19/17	31-34	L	92,542

### 2015

### 7-6, 2-6 SEC

Gus Malzahn

9/5	vs. Louisville	Atlanta, GA	6/NR	31-24	W	73,927
9/12	JACKSONVILLE ST [OT]	AUBURN	6/NR	27-20	W	87,451
9/19	* at LSU	Baton Rouge, LA	18/13	21-45	L	102,321
9/26	* MISSISSIPPI STATE	AUBURN	25/NR	9-17	L	87,451
10/3	SAN JOSE' STATE	AUBURN	NR/NR	35-21	W	87,451
10/15	* at Kentucky	Lexington, KY	NR/NR	30-27	W	63,407
10/24	* at Arkansas [4OT]	Fayetteville, AR	NR/NR	46-54	L	72,008
10/31	* OLE MISS	AUBURN	NR/19	19-27	L	87,451
11/7	* at Texas A&M	College Station, TX	NR/25	26-10	W	104,625
11/14	* GEORGIA	AUBURN	NR/NR	13-20	L	87,451
11/21	IDAHO	AUBURN	NR/NR	56-34	W	87,451
11/28	* ALABAMA	AUBURN	NR/2	13-29	L	87,451
<b>BIRMINGHAM BOWL</b>						
12/30	vs. Memphis	Birmingham, AL	NR/NR	31-10	W	59,430

Note: Middle column denotes Auburn/Opponent AP ranking at time of game ... Attendance listed in far right column.

# Yearly Records

## PRE-SEC YEARS (1892-32)

Year.....	Overall	Conference	Head Coach
1892	2-2		Dr. G. Petrie
1893	3-0-2		G.H. Harvey, D.M. Balliet
1894	1-3	SIAA	F.M. Hall
1895	2-1	SIAA	John Heisman
1896	3-1	SIAA	John Heisman
1897	2-0-1	SIAA	John Heisman
1898	2-1	SIAA	John Heisman
1899	3-1-1	SIAA	John Heisman
1900	4-0	SIAA	Billy Watkins
1901	2-3-1	SIAA	Billy Watkins
1902	2-4-1	SIAA	R.S. Kent, Mike Harvey
1903	4-3	SIAA	Billy Bates
1904	5-0	SIAA	Mike Donahue
1905	2-4	SIAA	Mike Donahue
1906	1-5-1	SIAA	Mike Donahue
1907	6-2-1	SIAA	W.S. Keinholz
1908	6-1	SIAA	Mike Donahue
1909	5-2	SIAA	Mike Donahue
1910	6-1	SIAA	Mike Donahue
1911	4-2-1	SIAA	Mike Donahue
1912	6-1-1	SIAA	Mike Donahue
1913	8-0	SIAA	Mike Donahue
1914	8-0-1	SIAA	Mike Donahue
1915	6-2	SIAA	Mike Donahue
1916	6-2	SIAA	Mike Donahue
1917	6-2-1	SIAA	Mike Donahue
1918	2-5	SIAA	Mike Donahue
1919	8-1	SIAA	Mike Donahue
1920	7-2	SIAA	Mike Donahue
1921	5-3	SC	Mike Donahue
1922	8-2	SC	Mike Donahue
1923	3-3-3	SC	Boozier Pitts
1924	4-4-1	SC	Boozier Pitts
1925	5-3-1	SC	Dave Morey
1926	5-4	SC	Dave Morey
1927	0-7-2	SC	Dave Morey, Boozier Pitts
1928	1-8	SC	George Bohler
1929	2-7	SC	George Bohler, John Floyd
1930	3-7	SC	Chet Wynne
1931	5-3-1	SC	Chet Wynne
1932	9-0-1	SC	Chet Wynne

SIAA - Southern Intercollegiate Athletic Association SC - Southern Conference

## SEC YEARS (1933-PRESENT)

Year.....	Overall	SEC	Finish	Head Coach
1933	5-5	2-2	t-6th	Chet Wynne
1934	2-8	1-6	10th	Jack Meagher
1935	8-2	5-2	4th	Jack Meagher
1936	7-2-2	4-1-1	3rd	Jack Meagher
1937	6-2-3	4-1-2	3rd	Jack Meagher
1938	4-5-1	3-3-1	t-7th	Jack Meagher
1939	5-5-1	3-3-1	t-5th	Jack Meagher
1940	6-4-1	3-2-1	5th	Jack Meagher
1941	4-5-1	0-4-1	11th	Jack Meagher
1942	6-4-1	3-3	7th	Jack Meagher
1943	<b>NO TEAM -- WORLD WAR II</b>			
1944	4-4	0-4	t-10th	Carl Voyles
1945	5-5	2-3	t-7th	Carl Voyles
1946	4-6	1-5	10th	Carl Voyles
1947	2-7	1-5	11th	Carl Voyles

1948	1-8-1	0-7	12th	Earl Brown
1949	2-4-3	2-4-2	8th	Earl Brown
1950	0-10	0-7	12th	Earl Brown
1951	5-5	3-4	6th	Ralph Jordan
1952	2-8	0-7	12th	Ralph Jordan
1953	7-3-1	4-2-1	t-5th	Ralph Jordan
1954	8-3	3-3	t-6th	Ralph Jordan
1955	8-2-1	5-1-1	2nd	Ralph Jordan
1956	7-3	4-3	5th	Ralph Jordan
1957	10-0	7-0	1st	Ralph Jordan
1958	9-0-1	6-0-1	2nd	Ralph Jordan
1959	7-3	4-3	t-5th	Ralph Jordan
1960	8-2	5-2	4th	Ralph Jordan
1961	6-4	3-4	7th	Ralph Jordan
1962	6-3-1	4-3	6th	Ralph Jordan
1963	9-2	6-1	2nd	Ralph Jordan
1964	6-4	3-3	6th	Ralph Jordan
1965	5-5-1	4-1-1	2nd	Ralph Jordan
1966	4-6	1-5	8th	Ralph Jordan
1967	6-4	3-3	7th	Ralph Jordan
1968	7-4	4-2	t-3rd	Ralph Jordan
1969	8-3	5-2	3rd	Ralph Jordan
1970	9-2	5-2	t-2nd	Ralph Jordan
1971	9-2	5-1	t-2nd	Ralph Jordan
1972	10-1	6-1	2nd	Ralph Jordan
1973	6-6	2-5	t-8th	Ralph Jordan
1974	10-2	4-2	t-2nd	Ralph Jordan
1975	4-6-1	2-4	t-6th	Ralph Jordan
1976	4-7	3-3	t-6th	Doug Barfield
1977	6-5	5-1	3rd	Doug Barfield
1978	6-4-1	3-2-1	3rd	Doug Barfield
1979	8-3	4-2	t-3rd	Doug Barfield
1980	5-6	0-6	t-9th	Doug Barfield
1981	5-6	2-4	t-6th	Pat Dye
1982	9-3	4-2	t-3rd	Pat Dye
1983	11-1	6-0	1st	Pat Dye
1984	9-4	4-2	t-3rd	Pat Dye
1985	8-4	3-3	5th	Pat Dye
1986	10-2	4-2	t-2nd	Pat Dye
1987	9-1-2	5-0-1	1st	Pat Dye
1988	10-2	6-1	t-1st	Pat Dye
1989	10-2	6-1	t-1st	Pat Dye
1990	8-3-1	4-2-1	4th	Pat Dye
1991	5-6	2-5	8th	Pat Dye
1992	5-5-1	2-5-1	5th West	Pat Dye
1993	11-0	8-0	NA	Terry Bowden
1994	9-1-1	6-1-1	NA	Terry Bowden
1995	8-4	5-3	2nd West	Terry Bowden
1996	8-4	4-4	3rd West	Terry Bowden
1997	10-3	6-2	t-1st West	Terry Bowden
1998	3-8	1-7	6th West	Bowden/Bill Oliver
1999	5-6	2-6	5th West	Tommy Tuberville
2000	9-4	6-2	1st West	Tommy Tuberville
2001	7-5	5-3	t-1st West	Tommy Tuberville
2002	9-4	5-3	t-1st West	Tommy Tuberville
2003	8-5	5-3	3rd West	Tommy Tuberville
2004	13-0	8-0	1st/1st W	Tommy Tuberville
2005	9-3	7-1	t-1st/West	Tommy Tuberville
2006	11-2	6-2	t-2nd/West	Tommy Tuberville
2007	9-4	5-3	2nd/West	Tommy Tuberville
2008	5-7	2-6	t-4th/West	Tommy Tuberville
2009	8-5	3-5	t-4th/West	Gene Chizik
2010	14-0	8-0	1st/1st West	Gene Chizik
2011	8-5	4-4	4th West	Gene Chizik
2012	3-9	0-8	6th West	Gene Chizik
2013	12-2	7-1	1st/1st West	Gus Malzahn
2014	8-5	4-4	4th West	Gus Malzahn
2015	7-6	2-6	7th West	Gus Malzahn
<b>123 Years...741-427-47</b>				<b>304-241-18</b>
				<b>27 Coaches</b>

# Record vs. All Opponents

Opponent	Won	Lost	Tied	First Game	Last Game
Akron	1	0	0	1988	
<b>Alabama</b>	<b>35</b>	<b>44</b>	<b>1</b>	<b>1893</b>	<b>2015</b>
Alabama A&M	1	0	0	2012	
UAB	1	0	0	1996	
Arizona	2	1	0	1968	1977
<b>Arkansas</b>	<b>13</b>	<b>11</b>	<b>1</b>	<b>1984</b>	<b>2015</b>
<b>Arkansas State</b>	<b>3</b>	<b>0</b>	<b>0</b>	<b>2006</b>	<b>2013</b>
Appalachian State	1	0	0	1999	
Army	1	2	0	1922	1996
Ball State	3	0	0	2001	2009
Baylor	1	2	1	1954	1976
Birmingham-Southern	13	3	0	1920	1939
Boston College	1	2	0	1939	1982
Buffalo	1	0	0	2006	
Cal State-Fullerton	1	0	0	1990	
Camp Gordon	1	1	0	1918	1919
Camp Griffin	0	1	0	1918	
Camp Sheridan	1	1	0	1917	1918
Carlisle Indians	1	0	0	1914	
Central Florida	3	0	0	1997	1999
Centre	1	2	0	1921	1923
Chattanooga	21	0	0	1926	2010
Citadel	1	0	0	2004	
<b>Clemson</b>	<b>34</b>	<b>13</b>	<b>2</b>	<b>1899</b>	<b>2012</b>
Cincinnati	2	0	0	1984	1986
Colorado	1	0	0	1972	
Davidson	0	2	0	1905	1917
Detroit	1	0	0	1936	
Duke	3	3	0	1892	1980
East Carolina	3	0	0	1985	1994
East Tennessee State	1	0	0	1994	
Erskine	1	0	0	1932	
Florida Atlantic	2	0	0	2011	2013
Florida	43	38	2	1912	2011
Florida State	13	5	1	1954	2013
Fort Benning	5	0	0	1920	1944
Fresno State	1	0	0	1996	
Furman	4	0	0	1946	2009
Georgetown	0	0	1	1942	
George Washington	0	1	0	1933	
<b>Georgia</b>	<b>55</b>	<b>56</b>	<b>8</b>	<b>1892</b>	<b>2015</b>
Georgia Navy P-F	0	1	0	1942	
Georgia Southern	1	0	0	1991	
Georgia Tech	47	41	4	1892	2005
Gordon	4	0	0	1906	1909
Hardin-Simmons	1	0	0	1959	
Houston	5	1	0	1956	1973
Idaho	2	0	0	1999	2015
Indiana	1	0	0	1990	
Jacksonville State	1	0	0	2015	
Kansas	2	0	0	1987	1988
Kansas State	4	0	0	1978	2014
Kentucky	26	6	1	1934	2015
Louisiana College	1	0	0	1951	
Louisiana-Lafayette	4	0	0	1945	1992
<b>Louisiana-Monroe</b>	<b>9</b>	<b>0</b>	<b>0</b>	<b>1994</b>	<b>2012</b>
<b>LSU</b>	<b>17</b>	<b>28</b>	<b>1</b>	<b>1901</b>	<b>2015</b>
Louisiana Tech	12	0	1	1941	2014
Louisville	2	0	0	1974	2015
Loyola	1	0	0	1936	
Manhattan	0	1	0	1939	
Marion	6	0	0	1914	1922
Maryland	2	1	0	1952	1983
Maryville	1	0	1	1906	1907
Marquette	0	1	0	1926	
Maxwell Field	0	1	0	1945	
Memphis	1	2	0	1975	2015
Mercer	11	0	0	1896	1922
Miami (Fla.)	7	4	0	1944	1984

Opponent	Won	Lost	Tied	First Game	Last Game
Michigan	1	1	0	1983	2000
Michigan State	1	0	0	1937	
<b>Mississippi</b>	<b>29</b>	<b>11</b>	<b>0</b>	<b>1928</b>	<b>2015</b>
<b>Mississippi State</b>	<b>61</b>	<b>26</b>	<b>2</b>	<b>1905</b>	<b>2015</b>
Missouri	1	1	0	1973	2013
Montgomery	2	0	0	1899	1903
Nashville	3	1	0	1897	1904
Nebraska	1	3	0	1963	2006
New Mexico State	2	0	0	1993	2012
North Alabama A.C.	1	0	0	1914	
North Carolina	2	4	0	1892	2001
North Carolina State	1	1	0	1977	1979
Northwestern	1	0	0	2009	
North Texas	1	0	0	1981	
Northern Illinois	1	0	0	2000	
Oglethorpe	4	0	0	1918	1935
Ohio State	1	0	1	1917	1989
Oklahoma	0	1	0	1972	
Oregon	1	0	0	2010	
Oregon State	1	0	0	1973	
Pacific	1	0	0	1989	
Penn State	1	1	0	1996	2003
Presbyterian	1	0	0	1944	
Rice	0	2	0	1937	1938
Richmond	1	0	0	1980	
Rutgers	1	0	0	1982	
Saint Louis	1	0	0	1946	
Samford (Howard)	27	0	1	1903	2014
San Jose' State	2	0	0	2014	2015
Santa Clara	0	1	0	1936	
Sewanee	4	6	2	1893	1931
South Carolina	10	1	1	1930	2014
South Florida	0	1	0	2007	
Southeastern Louisiana	0	1	0	1950	
Southern California	1	2	0	1986	2003
SMU	0	3	0	1940	1968
Southern Mississippi	17	5	0	1946	2008
Spring Hill	5	0	0	1919	1931
Stetson	1	1	0	1927	1953
Syracuse	1	1	1	1987	2002
Tennessee	28	21	3	1900	2013
Tennessee Tech	1	0	0	2007	
UT Martin	1	0	0	2008	
Texas	3	5	0	1910	1991
<b>Texas A&amp;M</b>	<b>2</b>	<b>4</b>	<b>0</b>	<b>1911</b>	<b>2015</b>
TCU	3	0	0	1966	1981
Texas Tech	0	1	0	1953	
Tulane	14	17	6	1902	2006
Utah State	1	0	0	2011	
<b>Vanderbilt</b>	<b>20</b>	<b>21</b>	<b>1</b>	<b>1893</b>	<b>2012</b>
Villanova	4	1	2	1936	1942
Virginia	2	1	0	1997	2011
Virginia Tech	3	1	1	1924	2004
Wake Forest	6	2	0	1958	1982
Washington State	2	0	0	2006	2013
Washington & Lee	1	0	0	1920	
West Virginia	1	1	0	2008	2009
Western Carolina	3	0	0	1986	2013
Western Kentucky	2	0	0	2003	2005
Western Michigan	1	0	0	1995	
Wisconsin	1	2	1	1931	2014
Wofford	3	1	0	1930	1952
Wyoming	1	0	0	2000	

bold indicates a 2016 opponent



# Record vs. Football Bowl Subdivision

## ATLANTIC COAST

Team	Overall	Home	Away	Neutral
Boston College	1-2	--	0-2	1-0
Clemson	34-13-2	20-4	10-6-1	3-3-1
Florida State	13-5-1	10-1-1	3-2	0-2
Georgia Tech	47-41-4	10-3	35-35-4	2-3
Louisville	2-0	--	--	2-0
Miami (Fla.)	7-4	2-1	4-2	1-1
North Carolina	2-4	1-2	1-0	0-2
North Carolina State	1-1	1-1	--	--
Syracuse	1-1-1	1-0	0-1	0-0-1
Virginia	2-1	0-1	1-0	1-0
Virginia Tech	3-1-1	1-1	1-0	1-0-1
Wake Forest	7-1	6-1	0-1	--
<b>TOTALS</b>	<b>120-74-7</b>	<b>52-15-1</b>	<b>55-49-5</b>	<b>11-11-3</b>

## AMERICAN ATHLETIC

Team	Overall	Home	Away	Neutral
UCF	3-0	3-0	--	--
Cincinnati	2-0	2-0	--	--
East Carolina	3-0	3-0	--	--
Houston	5-1	3-0	2-1	--
Memphis	1-2	0-1	0-1	1-0
South Florida	0-1	0-1	--	--
SMU	0-3	0-1	0-1	0-1
Tulane	14-17-6	1-1	9-12-5	4-4-1
<b>TOTALS</b>	<b>28-24-6</b>	<b>12-4</b>	<b>11-15-5</b>	<b>5-4-2</b>

## BIG TEN

Team	Overall	Home	Away	Neutral
Indiana	1-0	--	--	1-0
Rutgers	1-0	1-0	--	--
Maryland	2-1	2-0	--	0-1
Michigan	1-1	--	--	1-1
Michigan State	1-0	--	--	1-0
Nebraska	1-3	0-1	0-1	1-1
Ohio State	1-0-1	--	--	1-0-1
Penn State	1-1	--	--	1-1
Wisconsin	1-2-1	--	0-0-1	1-2
<b>TOTALS</b>	<b>10-8-2</b>	<b>3-1</b>	<b>0-1-1</b>	<b>7-6-1</b>

## BIG XII

Team	Overall	Home	Away	Neutral
Baylor	1-2-1	0-2	0-0-1	1-0
Kansas	2-0	2-0	--	--
Kansas State	4-0	2-0	2-0	--
Oklahoma	0-1	--	--	0-1
Texas	3-5	1-1	1-3	1-1
TCU	3-0	2-0	1-0	--
Texas Tech	0-1	--	--	0-1
West Virginia	1-1	1-0	0-1	--
<b>TOTALS</b>	<b>14-10-1</b>	<b>8-3</b>	<b>4-4-1</b>	<b>2-3</b>

## CONFERENCE USA

Team	Overall	Home	Away	Neutral
UAB	1-0	1-0	--	--
Florida Atlantic	2-0	2-0	--	--
Louisiana Tech	12-0-1	12-0-1	--	--
North Texas	1-0	1-0	--	--
Rice	0-2	--	0-2	--
Southern Miss	17-5	15-4	--	2-1
Western Kentucky	2-0	2-0	--	--
<b>TOTALS</b>	<b>35-7-1</b>	<b>33-4-1</b>	<b>0-2</b>	<b>2-1</b>

## DIVISION I INDEPENDENT

Team	Overall	Home	Away	Neutral
Army	1-2	--	0-2	1-0
<b>TOTALS</b>	<b>1-2</b>	<b>--</b>	<b>0-2</b>	<b>1-0</b>

## MID-AMERICAN

Team	Overall	Home	Away	Neutral
Akron	1-0	1-0	--	--
Ball State	3-0	3-0	--	--
Buffalo	1-0	1-0	--	--
Northern Illinois	1-0	1-0	--	--
<b>TOTALS</b>	<b>6-0</b>	<b>6-0</b>	<b>--</b>	<b>--</b>

## MOUNTAIN WEST

Team	Overall	Home	Away	Neutral
Fresno State	1-0	1-0	--	--
San Jose' State	2-0	2-0	--	--
Utah State	1-0	1-0	--	--
Wyoming	1-0	1-0	--	--
<b>TOTALS</b>	<b>5-0</b>	<b>5-0</b>	<b>--</b>	<b>--</b>

## PAC-12

Team	Overall	Home	Away	Neutral
Arizona	2-1	1-0	0-1	1-0
Colorado	1-0	--	--	1-0
Oregon	1-0	--	--	1-0
Oregon State	1-0	--	--	1-0
Southern Cal	1-2	0-1	0-1	1-0
Washington State	2-0	2-0	--	--
<b>TOTALS</b>	<b>8-3</b>	<b>3-1</b>	<b>0-2</b>	<b>5-0</b>

## SUN BELT

Team	Overall	Home	Away	Neutral
Appalachian State	1-0	1-0	--	--
Arkansas State	3-0	3-0	--	--
Georgia Southern	1-0	1-0	--	--
Idaho	2-0	2-0	--	--
Louisiana-Lafayette	4-0	4-0	--	--
ULM	9-0	9-0	--	--
New Mexico State	3-0	3-0	--	--
<b>TOTALS</b>	<b>23-0</b>	<b>23-0</b>	<b>--</b>	<b>--</b>

















# Games By Date

## JANUARY (11-10-2)

1	6-7-2
2	3-2
3	1-0
6	0-1
10	1-0

## FEBRUARY (2-0)

20	1-0
22	1-0

## AUGUST (6-2)

27	0-1
30	2-1
31	4-0

## SEPTEMBER (163-55-5)

1	2-1
2	3-1
3	2-2
4	4-0
5	4-1
6	3-1
7	4-0
8	2-2
9	6-0
10	6-0
11	4-1
12	5-0
13	4-1
14	6-0
15	4-2
16	4-1
17	4-3
18	8-2
19	5-3
20	4-1-1
21	4-4
22	5-3
23	9-1
24	9-3
25	11-1-1
26	7-5-1
27	12-5
28	6-4
29	10-3-2
30	6-3

## OCTOBER (306-159-18)

1	10-2-1
2	9-3-1
3	12-3-1
4	13-4-1
5	12-2
6	11-4
7	9-6
8	7-5-3
9	10-4-1
10	9-4-2
11	11-5-1
12	12-2-1
13	11-4
14	11-7
15	12-4
16	8-6
17	10-6-1

18	8-5-1
19	9-8
20	8-8
21	7-8
22	10-6
23	12-5
24	10-5
25	8-8-1
26	10-5
27	11-7
28	11-3
29	10-7-1
30	8-6-1
31	7-7-1

## NOVEMBER (229-181-21)

1	7-9
2	8-7
3	7-9
4	10-6
5	12-2-1
6	13-4
7	11-4
8	7-8-1
9	12-5
10	9-7-1
11	10-4
12	10-4-2
13	8-7
14	8-9
15	6-12-1
16	7-7-1
17	8-10
18	9-5-3
19	6-1
20	4-1-1
21	5-2-1
22	7-3
23	5-4-1
24	7-6-2
25	6-4
26	3-9-2
27	7-7-1
28	4-8
29	4-10-2
30	9-7-1

## DECEMBER (21-23-2)

1	1-7
2	2-6
3	2-1-1
4	2-1
6	0-1
7	2-1-1
9	0-1
18	1-1
19	0-1
27	1-0
28	1-0
29	1-0
30	3-0
31	5-3

## MISCELLANEOUS RECORDS

### RECORDS BY MONTH

January	11-10-2	522
February	2-0	1,000
August	6-2	750
September	163-55-5	742
October	306-159-18	652
November	229-181-21	556
December	21-23-2	467

### MOST GAMES PLAYED

Month	483	October
Date	19	November 15
	18	October 14
	18	October 29
	18	November 17

### MOST VICTORIES

Month	306	October
Date	14	November 6

### MOST DEFEATS

Month	181	November
Date	12	November 15

### MOST TIES

Month	21	November
Date	3	October 8
	3	November 18

## SEPTEMBER

Most Games Played	17	September 27
Most Victories	12	September 27
	11	September 25
Most Defeats	5	September 26
	5	September 27
Most Ties	2	September 29

## OCTOBER

Most Games Played	18	October 14
	18	October 27
	18	October 29
Most Victories	13	October 4
	12	October 5
	12	October 12
	12	October 23
Most Defeats	8	October 19
	8	October 20
	8	October 21
	8	October 25
Most Ties	3	October 8

## NOVEMBER

Most Games Played	19	November 15
	18	November 17
Most Victories	13	November 6
Most Defeats	12	November 15
Most Ties	3	November 18

# Games By Date

YEAR	TEAM	LOCATION	SCORE	RESULT	YEAR	TEAM	LOCATION	SCORE	RESULT
<b>JANUARY 1 (6-7-2)</b>					<b>SEPTEMBER 4 (4-0)</b>				
1936	Villanova	Havana, Cuba	7-7	T	1997	Virginia	Charlottesville, VA	28-17	W
1937	Michigan State	Miami, FL	6-0	W	1999	Appalachian St.	Auburn	22-15	W
1953	Texas Tech	Jacksonville, FL	13-35	L	2004	ULM	Auburn	31-0	W
1963	Nebraska	Miami, FL	7-13	L	2010	Arkansas State	Auburn	52-26	W
1971	Oklahoma	New Orleans, LA	22-40	L	<b>SEPTEMBER 5 (4-1)</b>				
1985	Texas A&M	Dallas, TX	16-36	L	1981	TCU	Auburn	24-16	W
1986	Southern Cal	Orlando, FL	16-7	W	1987	Texas	Auburn	31-3	W
1987	Syracuse	New Orleans, LA	16-16	T	1992	Ole Miss	Oxford, MS	21-45	L
1989	Ohio State	Tampa, FL	31-14	W	2009	Louisiana Tech	Auburn	37-13	W
1995	Penn State	Tampa, FL	14-43	L	2015	Louisville	Atlanta	31-24	W
2001	Michigan	Orlando, FL	28-31	L	<b>SEPTEMBER 6 (4-0)</b>				
2003	Penn State	Orlando, FL	13-9	W	1986	UT-Chattanooga	Auburn	42-14	W
2007	Nebraska	Dallas, TX	17-14	W	2003	Georgia Tech	Atlanta, GA	3-17	L
2010	Northwestern [OT]	Tampa, FL	38-35	W	2008	Southern Miss	Auburn	27-13	W
2014	Wisconsin [OT]	Tampa, FL	31-34	L	2014	San Jose' State	Auburn	59-13	W
<b>JANUARY 2 (3-2)</b>					<b>SEPTEMBER 7 (4-0)</b>				
1971	Ole Miss	Jacksonville, FL	35-28	W	1985	SW Louisiana	Auburn	49-7	W
1984	Michigan	New Orleans, LA	9-7	W	1996	Fresno State	Auburn	62-0	W
1988	Florida State	New Orleans, LA	7-13	L	2002	Western Carolina	Auburn	56-0	W
1997	Clemson	Atlanta, GA	21-17	W	2013	Arkansas State	Auburn	38-9	W
2006	Wisconsin	Orlando, FL	10-24	L	<b>SEPTEMBER 8 (2-2)</b>				
<b>JANUARY 3 (1-0)</b>					1990	Cal St. Fullerton	Auburn	38-17	W
2005	Virginia Tech	New Orleans, LA	16-13	W	2001	Ole Miss	Auburn	27-21	W
<b>JANUARY 6 (0-1)</b>					2007	South Florida	Auburn	23-26 [OT]	L
2014	Florida State	Pasadena, CA	31-34	L	2012	Mississippi State	Starkville, MS	10-28	L
<b>JANUARY 10 (1-0)</b>					<b>SEPTEMBER 9 (6-0)</b>				
2011	Oregon	Glendale, AZ	22-19	W	1972	Mississippi State	Jackson, MS	14-3	W
<b>FEBRUARY 20 (1-0)</b>					1989	Pacific	Auburn	55-0	W
1892	Georgia	Atlanta, GA	10-0	W	1995	UT-Chattanooga	Auburn	76-10	W
<b>FEBRUARY 22 (1-0)</b>					2000	Ole Miss	Oxford, MS	35-27	W
1893	Alabama	Birmingham	32-22	W	2006	Mississippi State	Starkville, MS	34-0	W
<b>AUGUST 27 (0-1)</b>					2010	Mississippi State	Starkville, MS	17-14	W
1984	Miami (Fla.)	East Rutherford, NJ	18-20	L	<b>SEPTEMBER 10 (6-0)</b>				
<b>AUGUST 30 (2-1)</b>					1977	Arizona	Auburn	21-10	W
2003	Southern Cal	Auburn	0-23	L	1983	Southern Miss	Auburn	24-3	W
2008	ULM	Auburn	34-0	W	1988	Kentucky	Auburn	20-10	W
2014	Arkansas	Auburn	45-21	W	1994	Northeast La.	Auburn	44-12	W
<b>AUGUST 31 (4-0)</b>					2005	Mississippi State	Auburn	28-0	W
1991	Georgia Southern	Auburn	32-17	W	2011	Mississippi State	Auburn	41-34	W
1996	UAB	Auburn	29-0	W	<b>SEPTEMBER 11 (4-1)</b>				
2000	Wyoming	Auburn	35-21	W	1976	Arizona	Tucson, AZ	19-31	L
2013	Washington State	Auburn	31-24	W	1982	Wake Forest	Auburn	28-10	W
<b>SEPTEMBER 1 (2-1)</b>					1993	Samford	Auburn	35-7	W
2001	Ball State	Auburn	30-0	W	1999	Idaho	Auburn	30-23	W
2007	Kansas State	Auburn	23-13	W	2004	Mississippi State	Starkville, MS	43-14	W
2012	Clemson	Atlanta, GA	19-26	L	<b>SEPTEMBER 12 (5-0)</b>				
<b>SEPTEMBER 2 (3-1)</b>					1987	Kansas	Auburn	49-0	W
1993	Ole Miss	Auburn	16-12	W	1992	Samford	Auburn	55-0	W
1995	Ole Miss	Auburn	46-13	W	1998	Ole Miss	Oxford, MS	17-0	W
2002	Southern Cal	Los Angeles, CA	17-24	L	2009	Mississippi State	Auburn	49-24	W
2006	Washington State	Auburn	40-14	W	2015	Jacksonville State	Auburn	27-20 [OT]	W
<b>SEPTEMBER 3 (2-2)</b>					<b>SEPTEMBER 13 (4-1)</b>				
1994	Ole Miss	Oxford, MS	22-17	W	1975	Memphis	Auburn	20-31	L
1998	Virginia	Auburn	0-19	L	1980	TCU	Fort Worth, TX	10-7	W
2005	Georgia Tech	Auburn	14-23	L	1997	Ole Miss	Auburn	19-9	W
2011	Utah State	Auburn	42-38	W	2003	Vanderbilt	Nashville, TN	45-7	W
					2008	Mississippi State	Starkville, MS	3-2	W
					<b>SEPTEMBER 14 (6-0)</b>				
					1974	Louisville	Birmingham	16-3	W
					1985	Southern Miss	Auburn	29-18	W
					1991	Ole Miss	Auburn	23-13	W
					1996	Ole Miss	Oxford, MS	45-28	W
					2002	Vanderbilt	Auburn	31-6	W
					2013	Mississippi State	Auburn	24-20	W

# Games By Date

YEAR	TEAM	LOCATION	SCORE	RESULT	YEAR	TEAM	LOCATION	SCORE	RESULT
<b>SEPTEMBER 15 (4-2)</b>					<b>SEPTEMBER 23 (9-1)</b>				
1973	Oregon State	Birmingham	18-9	W	1920	Marion	Auburn	27-0	W
1979	Kansas State	Auburn	26-18	W	1922	Marion	Auburn	61-0	W
1984	Texas	Austin	27-35	L	1932	B'ham-Southern	Montgomery	61-0	W
1990	Ole Miss	Jackson, MS	24-10	W	1938	B'ham-Southern	Montgomery	14-0	W
2007	Mississippi State	Auburn	14-19	L	1949	Ole Miss	Montgomery	7-40	L
2012	ULM	Auburn	31-28 [OT]	W	1967	UT-Chattanooga	Auburn	40-6	W
<b>SEPTEMBER 16 (4-1)</b>					1972	UT-Chattanooga	Auburn	14-7	W
1978	Kansas State	Manhattan, KS	45-32	W	1978	Virginia Tech	Blacksburg, VA	18-7	W
1989	Southern Miss	Auburn	24-3	W	2000	Northern Illinois	Auburn	31-14	W
1995	LSU	Baton Rouge, LA	6-12	L	2006	Buffalo	Auburn	38-7	W
2000	LSU	Auburn	34-17	W	<b>SEPTEMBER 24 (9-3)</b>				
2006	LSU	Auburn	7-3	W	1927	Stetson	Auburn	0-6	L
<b>SEPTEMBER 17 (4-3)</b>					1937	B'ham-Southern	Montgomery	19-0	W
1966	UT-Chattanooga	Auburn	20-6	W	1948	Southern Miss	Montgomery	20-14	W
1977	Southern Miss	Auburn	13-24	L	1955	UT-Chattanooga	Auburn	15-6	W
1983	Texas	Auburn	7-20	L	1960	Tennessee	Birmingham	3-10	L
1988	Kansas	Auburn	56-7	W	1966	Tennessee	Birmingham	0-28	L
1994	LSU	Auburn	30-26	W	1977	Tennessee	Knoxville, TN	14-12	W
2005	Ball State	Auburn	63-3	W	1983	Tennessee	Knoxville, TN	37-14	W
2011	Clemson	Clemson, SC	24-38	L	1988	Tennessee	Auburn	38-6	W
<b>SEPTEMBER 18 (8-2)</b>					1994	East Tenn. St.	Auburn	38-0	W
1942	UT-Chattanooga	Montgomery	20-7	W	2005	Western Kentucky	Auburn	37-14	W
1965	Baylor	Auburn	8-14	L	2011	Florida Atlantic	Auburn	30-14	W
1971	UT-Chattanooga	Auburn	60-7	W	<b>SEPTEMBER 25 (11-1-1)</b>				
1976	Baylor	Auburn	14-15	L	1926	UT-Chattanooga	Auburn	15-6	W
1982	Southern Miss	Auburn	21-19	W	1931	B'ham-Southern	Montgomery	24-6	W
1993	LSU	Baton Rouge, LA	34-10	W	1936	B'ham-Southern	Montgomery	45-0	W
1999	LSU	Baton Rouge, LA	41-7	W	1953	Stetson	Montgomery	47-0	W
2004	LSU	Auburn	10-9	W	1954	UT-Chattanooga	Auburn	45-0	W
2010	Clemson	Auburn	27-24 [OT]	W	1965	Tennessee	Knoxville, TN	13-13	T
2014	Kansas State	Manhattan, KS	20-14	W	1971	Tennessee	Knoxville, TN	10-9	W
<b>SEPTEMBER 19 (5-3)</b>					1976	Tennessee	Birmingham	38-28	W
1964	Houston	Auburn	30-0	W	1982	Tennessee	Auburn	24-14	W
1970	Southern Miss	Auburn	33-14	W	1993	Southern Miss	Auburn	35-24	W
1981	Wake Forest	Auburn	21-24	L	1999	Ole Miss (OT)	Auburn	17-24	L
1992	LSU	Auburn	30-28	W	2004	The Citadel	Auburn	33-3	W
1998	LSU	Auburn	19-31	L	2010	South Carolina	Auburn	35-27	W
2002	Mississippi State	Starkville, MS	42-14	W	<b>SEPTEMBER 26 (7-5-1)</b>				
2009	West Virginia	Auburn	41-30	W	1914	Marion	Auburn	39-0	W
2015	LSU	Baton Rouge, LA	21-45	L	1925	B'ham-Southern	Birmingham	25-6	W
<b>SEPTEMBER 20 (4-1-1)</b>					1930	B'ham-Southern	Montgomery	0-7	L
1969	Wake Forest	Auburn	57-0	W	1941	Samford	Montgomery	13-0	W
1975	Baylor	Waco, TX	10-10	T	1942	Georgia Tech	Atlanta, GA	0-15	L
1980	Duke	Auburn	35-28	W	1959	Tennessee	Knoxville, TN	0-3	L
1986	East Carolina	Auburn	45-0	W	1964	Tennessee	Birmingham	3-0	W
1997	LSU	Baton Rouge, LA	31-28	W	1970	Tennessee	Birmingham	36-23	W
2008	LSU	Auburn	16-21	L	1981	Tennessee	Knoxville, TN	7-10	L
<b>SEPTEMBER 21 (4-4)</b>					1987	Tennessee	Knoxville, TN	20-20	T
1934	B'ham-Southern	Montgomery	0-7	L	1992	Southern Miss	Auburn	16-8	W
1945	Samford	Montgomery	38-0	W	2009	Ball State	Auburn	54-30	W
1963	Houston	Houston, TX	21-14	W	2015	Mississippi State	Auburn	9-17	L
1968	SMU	Auburn	28-37	L	<b>SEPTEMBER 27 (12-5)</b>				
1974	UT-Chattanooga	Auburn	52-7	W	1919	Marion	Auburn	37-0	W
1991	Texas	Austin	14-10	W	1924	B'ham-Southern	Birmingham	7-0	W
1996	LSU	Auburn	15-19	L	1929	B'ham-Southern	Montgomery	7-0	W
2013	LSU	Baton Rouge, LA	21-35	L	1935	B'ham-Southern	Montgomery	25-7	W
<b>SEPTEMBER 22 (5-3)</b>					1940	Samford	Montgomery	27-13	W
1933	B'ham-Southern	Montgomery	20-7	W	1946	Southern Miss	Montgomery	13-12	W
1950	Wofford	Montgomery	14-19	L	1947	Southern Miss	Montgomery	13-19	L
1973	UT-Chatt.	Auburn	31-0	W	1952	Maryland	Birmingham	7-13	L
1979	Southern Miss	Auburn	31-9	W	1958	Tennessee	Birmingham	13-0	W
1984	Southern Miss	Auburn	35-12	W	1969	Tennessee	Knoxville, TN	19-45	L
2001	Syracuse	Syracuse, NY	14-31	L	1975	Tennessee	Knoxville, TN	17-21	L
2006	New Mexico State	Auburn	55-20	W	1980	Tennessee	Auburn	0-42	L
2012	LSU	Auburn	10-12	L	1986	Tennessee	Auburn	34-8	W
					1997	Central Florida	Auburn	41-14	W
					2003	Western Kentucky	Auburn	48-3	W
					2008	Tennessee	Auburn	14-12	W
					2014	Louisiana Tech	Auburn	45-17	W

# Games By Date

YEAR	TEAM	LOCATION	SCORE	RESULT	YEAR	TEAM	LOCATION	SCORE	RESULT
<b>SEPTEMBER 28 (6-4)</b>					<b>OCTOBER 3 (12-3-1)</b>				
1928	B'ham-Southern	Montgomery	0-6	L	1903	Montgomery A.C.	Auburn	26-0	W
1945	Maxwell Field	Montgomery	0-7	L	1908	Samford	Birmingham	18-0	W
1957	Tennessee	Knoxville, TN	7-0	W	1914	Florida	Jacksonville, FL	20-0	W
1963	Tennessee	Knoxville, TN	23-19	W	1925	Clemson	Clemson, SC	13-6	W
1968	Mississippi State	Jackson, MS	26-0	W	1936	Tulane	New Orleans, LA	0-0	T
1974	Tennessee	Auburn	21-0	W	1942	Tulane	New Orleans, LA	27-13	W
1985	Tennessee	Knoxville, TN	20-38	L	1953	Ole Miss	Auburn	13-0	W
1991	Tennessee	Knoxville, TN	21-30	L	1959	Hardin-Simmons	Auburn	35-12	W
2002	Syracuse [3OT]	Auburn	37-34	W	1964	Kentucky	Lexington	0-20	L
2006	South Carolina	Columbia, SC	24-17	W	1970	Kentucky	Lexington, KY	33-15	W
<b>SEPTEMBER 29 (10-3-2)</b>					1981	Nebraska	Lincoln, NE	3-17	L
1923	Clemson	Clemson, SC	0-0	T	1987	North Carolina	Chapel Hill, NC	20-10	W
1933	Samford	Birmingham	19-0	W	1992	Vanderbilt	Auburn	31-7	W
1934	Oglethorpe	Auburn	15-0	W	1998	Tennessee	Auburn	9-17	L
1939	B'ham-Southern	Montgomery	6-0	W	2015	San Jose' State	Auburn	35-21	W
1944	Samford	Montgomery	32-0	W	<b>OCTOBER 4 (13-4-1)</b>				
1951	Vanderbilt	Auburn	24-14	W	1913	Mercer	Auburn	53-0	W
1956	Tennessee	Birmingham	7-35	L	1919	Samford	Birmingham	19-6	W
1962	Tennessee	Birmingham	22-21	W	1924	Clemson	Auburn	13-0	W
1973	Tennessee	Knoxville, TN	0-21	L	1930	Spring Hill	Auburn	13-0	W
1979	Tennessee	Knoxville, TN	17-35	L	1937	Tulane	New Orleans, LA	0-0	T
1984	Tennessee	Auburn	29-10	W	1941	Tulane	New Orleans, LA	0-32	L
1990	Tennessee	Auburn	26-26	T	1947	La. Tech	Auburn	14-0	W
1994	Kentucky	Auburn	41-14	W	1952	Ole Miss	Memphis, TN	7-20	L
2001	Vanderbilt	Nashville, TN	24-21	W	1958	UT-Chatt.	Auburn	30-8	W
2007	Florida	Gainesville, FL	20-17	W	1969	Kentucky	Auburn	44-3	W
<b>SEPTEMBER 30 (6-3)</b>					1974	Miami (Fla.)	Miami, FL	3-0	W
1922	Samford	Birmingham	72-0	W	1975	VirginiaTech	Auburn	16-23	L
1950	Vanderbilt	Nashville, TN	0-41	L	1980	Richmond	Auburn	55-16	W
1961	Tennessee	Knoxville, TN	24-21	W	1986	W. Carolina	Auburn	55-6	W
1967	Tennessee	Knoxville, TN	13-27	L	1997	South Carolina	Columbia, SC	23-6	W
1972	Tennessee	Birmingham	10-6	W	2003	Tennessee	Auburn	28-21	W
1978	Tennessee	Birmingham	29-10	W	2008	Vanderbilt	Nashville, TN	13-14	L
1989	Tennessee	Knoxville, TN	14-21	L	2014	LSU	Auburn	41-7	W
1995	Kentucky	Lexington, KY	42-21	W	<b>OCTOBER 5 (12-2)</b>				
2000	Vanderbilt	Auburn	33-0	W	1907	Samford	Auburn	23-0	W
<b>OCTOBER 1 (10-2-1)</b>					1912	Mercer	Columbus, GA	56-0	W
1915	Marion	Selma	78-0	W	1929	Clemson	Clemson, SC	7-20	L
1921	Samford	Birmingham	35-3	W	1935	Tulane	New Orleans, LA	10-0	W
1927	Clemson	Clemson, SC	0-3	L	1940	Tulane	New Orleans, LA	20-14	W
1932	Erskine	Auburn	77-0	W	1946	Furman	Auburn	26-6	W
1938	Tulane	New Orleans, LA	0-0	T	1951	Wofford	Montgomery	30-14	W
1955	Florida	Auburn	13-0	W	1957	UT-Chattanooga	Auburn	40-7	W
1960	Kentucky	Lexington, KY	10-7	W	1963	Kentucky	Auburn	14-13	W
1966	Kentucky	Lexington, KY	7-17	L	1968	Kentucky	Lexington, KY	26-7	W
1977	Ole Miss	Auburn	21-15	W	1985	Ole Miss	Auburn	41-0	W
1983	Florida State	Auburn	27-24	W	1991	Southern Miss	Auburn	9-10	L
1988	North Carolina	Auburn	47-21	W	1996	South Carolina	Auburn	28-24	W
2005	South Carolina	Auburn	48-7	W	2013	Ole Miss	Auburn	30-22	W
2011	South Carolina	Columbia, SC	16-13	W	<b>OCTOBER 6 (11-4)</b>				
<b>OCTOBER 2 (9-3-1)</b>					1896	Mercer	Macon, GA	46-0	W
1909	Samford	Montgomery	11-0	W	1917	Samford	Auburn	53-0	W
1920	Samford	Auburn	88-0	W	1923	B'ham-Southern	Montgomery	20-0	W
1926	Clemson	Auburn	47-0	W	1928	Clemson	Auburn	0-6	L
1948	La. Tech	Auburn	13-13	T	1934	Tulane	New Orleans, LA	0-13	L
1954	Florida	Gainesville, FL	13-19	L	1945	Mississippi State	Birmingham	0-20	L
1965	Kentucky	Auburn	23-18	W	1956	Furman	Auburn	41-0	W
1971	Kentucky	Auburn	38-6	W	1962	Kentucky	Lexington, KY	16-6	W
1976	Ole Miss	Jackson, MS	10-0	W	1973	Ole Miss	Auburn	14-7	W
1982	Nebraska	Auburn	7-41	L	1979	N.C. State	Auburn	44-31	W
1993	Vanderbilt	Nashville, TN	14-10	W	1984	Ole Miss	Oxford, MS	17-13	W
1999	Tennessee	Knoxville	0-24	L	1990	La. Tech	Auburn	16-14	W
2004	Tennessee	Knoxville	34-10	W	2001	Mississippi State	Auburn	16-14	W
2010	ULM	Auburn	52-3	W	2007	Vanderbilt	Auburn	35-7	W
					2012	Arkansas	Auburn	7-24	L

# Games By Date

YEAR	TEAM	LOCATION	SCORE	RESULT	YEAR	TEAM	LOCATION	SCORE	RESULT
<b>OCTOBER 7 (9-6)</b>					<b>OCTOBER 11 (11-5-1)</b>				
1907	Maryville	Auburn	29-0	W	1902	Georgia Tech	Atlanta, GA	18-6	W
1911	Mercer	Auburn	29-0	W	1913	Florida	Auburn	55-0	W
1916	Samford	Birmingham	35-0	W	1924	Virginia Tech	Richmond, VA	0-0	T
1922	Spring Hill	Montgomery	19-6	W	1929	Florida	Montgomery	0-19	L
1939	Tulane	New Orleans, LA	0-12	L	1930	Florida	Jacksonville, FL	0-7	L
1944	Fort Benning	Auburn	7-0	W	1941	La. Tech	Auburn	34-0	W
1950	SE Louisiana	Auburn	0-6	L	1947	Florida	Montgomery	20-14	W
1961	Kentucky	Auburn	12-14	L	1952	Wofford	Auburn	54-7	W
1967	Kentucky	Auburn	48-7	W	1958	Kentucky	Lexington, KY	8-0	W
1972	Ole Miss	Jackson, MS	19-13	W	1969	Clemson	Auburn	51-0	W
1978	Miami (Fla.)	Auburn	15-17	L	1975	Kentucky	Lexington, KY	15-9	W
1989	Kentucky	Lexington, KY	24-12	W	1980	LSU	Baton Rouge, LA	17-21	L
1995	Mississippi State	Auburn	48-20	W	1986	Vanderbilt	Nashville, TN	31-9	W
2000	Mississippi State	Auburn	10-17	L	1997	La. Tech	Auburn	49-13	W
2006	Arkansas	Auburn	10-27	L	2003	Arkansas	Fayetteville, AR	10-3	W
<b>OCTOBER 8 (7-5-3)</b>					<b>OCTOBER 12 (12-2-1)</b>				
1906	Maryville	Auburn	0-0	T	1907	Camp Gordon	Auburn	34-0	W
1910	Mississippi State	Auburn	6-0	W	1912	Florida	Auburn	27-13	W
1921	Spring Hill	Montgomery	44-0	W	1919	Camp Gordon	Auburn	25-13	W
1927	Florida	Auburn	6-33	L	1935	Tennessee	Birmingham	6-13	L
1932	Duke	Birmingham	18-7	W	1940	Mississippi State	Birmingham	7-7	T
1938	Tennessee	Knoxville, TN	0-7	L	1946	Saint Louis	Birmingham	27-7	W
1949	Florida	Mobile	14-14	T	1957	Kentucky	Auburn	6-0	W
1955	Kentucky	Birmingham	14-14	T	1963	UT-Chattanooga	Auburn	28-0	W
1960	UT-Chattanooga	Auburn	10-0	W	1968	Clemson	Clemson, SC	21-10	W
1966	Wake Forest	Auburn	14-6	W	1974	Kentucky	Auburn	31-13	W
1977	N.C. State	Auburn	15-17	L	1985	Florida State	Auburn	59-27	W
1983	Kentucky	Lexington, KY	6-7	L	1991	Vanderbilt	Nashville, TN	24-22	W
1988	LSU	Baton Rouge, LA	42-18	W	1996	Mississippi State	Starkville, MS	49-15	W
1994	Mississippi State	Starkville, MS	49-21	W	2002	Arkansas	Auburn	17-38	L
2011	Arkansas	Fayetteville, AR	14-38	L	2013	Western Carolina	Auburn	62-3	W
<b>OCTOBER 9 (10-4-1)</b>					<b>OCTOBER 13 (11-4)</b>				
1909	Gordon	Auburn	46-0	W	1906	Camp Gordon	Auburn	15-0	W
1915	Florida	Auburn	7-0	W	1917	Camp Sheridan	Montgomery	13-0	W
1920	Fort Benning	Auburn	14-2	W	1923	Samford	Auburn	30-0	W
1926	Samford	Birmingham	33-14	W	1928	Florida	Gainesville	0-27	L
1937	Villanova	Philadelphia, PA	0-0	T	1934	LSU	Baton Rouge, LA	6-20	L
1948	Florida	Tampa, FL	9-16	L	1951	Florida	Auburn	14-13	W
1954	Kentucky	Lexington, KY	14-21	L	1956	Kentucky	Lexington, KY	13-0	W
1965	UT-Chattanooga	Auburn	30-7	W	1962	UT-Chattanooga	Auburn	54-6	W
1971	Southern Miss	Auburn	27-14	W	1973	LSU	Auburn	6-20	L
1976	Memphis	Memphis, TN	27-28	L	1979	Vanderbilt	Auburn	52-35	W
1982	Kentucky	Auburn	18-3	W	1984	Florida State	Tallahassee, FL	42-41	W
1993	Mississippi State	Auburn	31-17	W	1990	Vanderbilt	Auburn	56-6	W
1999	Mississippi State	Auburn	16-18	L	2001	Florida	Auburn	23-30	W
2004	Louisiana Tech	Auburn	52-7	W	2007	Arkansas	Fayetteville, AR	9-7	W
2010	Kentucky	Lexington, KY	37-34	W	2012	Ole Miss	Oxford, MS	20-41	L
<b>OCTOBER 10 (9-4-2)</b>					<b>OCTOBER 14 (11-7)</b>				
1908	Gordon	Auburn	42-0	W	1899	Georgia Tech	Auburn	63-0	W
1914	Clemson	Auburn	28-0	W	1911	Clemson	Clemson, SC	29-0	W
1925	Virginia Tech	Auburn	19-0	W	1916	Mercer	Auburn	92-0	W
1931	Wisconsin	Madison, WI	7-7	T	1921	Clemson	Auburn	56-0	W
1936	Tennessee	Knoxville, TN	6-0	W	1922	Army	West Point, NY	6-19	L
1942	Florida	Gainesville, FL	0-6	L	1933	Georgia Tech	Atlanta, GA	6-16	L
1953	Mississippi State	Starkville, MS	21-21	T	1938	Mississippi State	Montgomery	20-6	W
1959	Kentucky	Auburn	33-0	W	1939	Mississippi State	Birmingham	7-0	W
1964	UT-Chattanooga	Auburn	33-12	W	1944	Georgia Tech	Atlanta, GA	0-27	L
1970	Clemson	Clemson, SC	44-0	W	1950	Florida	Gainesville, FL	7-27	L
1981	LSU	Auburn	19-7	W	1961	UT-Chattanooga	Auburn	35-7	W
1987	Vanderbilt	Auburn	48-15	W	1967	Clemson	Auburn	43-21	W
1992	Mississippi State	Starkville, MS	7-14	L	1972	LSU	Baton Rouge, LA	7-35	L
1998	Mississippi State	Starkville, MS	21-38	L	1978	Vanderbilt	Nashville, TN	49-7	W
2009	Arkansas	Fayetteville, AR	23-44	L	1989	LSU	Auburn	10-6	W
					1995	Florida	Auburn	38-49	L
					2000	Florida	Gainesville, FL	7-38	L
					2006	Florida	Auburn	27-17	W

# Games By Date

YEAR	TEAM	LOCATION	SCORE	RESULT	YEAR	TEAM	LOCATION	SCORE	RESULT
<b>OCTOBER 15 (12-4)</b>					<b>OCTOBER 19 (9-8)</b>				
1904	Clemson	Clemson, SC	5-0	W	1901	Nashville	Birmingham	5-23	L
1910	Samford	Birmingham	78-0	W	1907	Sewanee	Birmingham	6-12	L
1920	Clemson	Clemson, SC	21-0	W	1912	Clemson	Auburn	27-6	W
1927	LSU	Montgomery	0-9	L	1917	Clemson	Clemson, SC	7-0	W
1932	Georgia Tech	Atlanta, GA	6-0	W	1918	Oglethorpe	Auburn	58-0	W
1949	Georgia Tech	Atlanta, GA	21-35	L	1929	Vanderbilt	Birmingham	2-41	L
1955	Georgia Tech	Atlanta, GA	14-12	W	1935	Kentucky	Montgomery	23-0	W
1960	Georgia Tech	Birmingham	9-7	W	1940	SMU	Dallas, TX	13-20	L
1966	Georgia Tech	Birmingham	3-17	L	1946	Tulane	New Orleans, LA	0-32	L
1977	Georgia Tech	Atlanta, GA	21-38	L	1957	Georgia Tech	Atlanta, GA	3-0	W
1983	Georgia Tech	Atlanta, GA	31-13	W	1963	Georgia Tech	Atlanta, GA	29-21	W
1988	Akron	Auburn	12-0	W	1968	Georgia Tech	Birmingham	20-21	L
1994	Florida	Gainesville, FL	36-33	W	1974	Georgia Tech	Auburn	31-22	W
2005	Arkansas	Fayetteville, AR	34-17	W	1985	Georgia Tech	Atlanta, GA	17-14	W
2011	Florida	Auburn	17-6	W	1996	Florida	Gainesville, FL	10-51	L
2015	Kentucky	Lexington, KY	30-27	W	2002	Florida [OT]	Gainesville, FL	23-30	L
<b>OCTOBER 16 (8-6)</b>					<b>OCTOBER 20 (8-8)</b>				
1909	Mercer	Macon, GA	23-5	W	1905	Davidson	Birmingham	0-6	L
1915	Clemson	Anderson, SC	14-0	W	1916	Clemson	Auburn	28-0	W
1926	LSU	Montgomery	0-10	L	1923	Army	West Point, NY	6-28	L
1937	Mississippi State	Birmingham	33-7	W	1928	Ole Miss	Birmingham	0-19	L
1948	Georgia Tech	Atlanta, GA	0-27	L	1934	Vanderbilt	Nashville, TN	6-7	L
1954	Georgia Tech	Atlanta, GA	7-14	L	1945	Tulane	New Orleans, LA	20-14	W
1965	Georgia Tech	Atlanta, GA	14-23	L	1951	Georgia Tech	Atlanta, GA	7-27	L
1971	Georgia Tech	Atlanta, GA	31-14	W	1956	Georgia Tech	Atlanta, GA	7-28	L
1976	Georgia Tech	Auburn	28-Oct	L	1962	Georgia Tech	Birmingham	17-14	W
1982	Georgia Tech	Auburn	24-0	W	1973	Georgia Tech	Atlanta, GA	24-10	W
1993	Florida	Auburn	38-35	W	1979	Georgia Tech	Atlanta, GA	38-14	W
1999	Florida	Auburn	14-32	L	1984	Georgia Tech	Auburn	48-34	W
2004	Arkansas	Auburn	38-20	W	1990	Florida State	Auburn	20-17	W
2010	Arkansas	Auburn	65-43	W	2001	Louisiana Tech [OT]	Auburn	48-41	W
<b>OCTOBER 17 (10-6-1)</b>					<b>OCTOBER 21 (7-8)</b>				
1903	Samford	Auburn	58-0	W	1899	Montgomery	Auburn	41-0	W
1908	Mercer	Macon, GA	23-0	W	1911	Texas A&M	Dallas, TX	0-16	L
1914	North Ala. A.C.	Auburn	60-0	W	1922	Mercer	Auburn	50-6	W
1919	Clemson	Auburn	7-0	W	1933	George Washington	Washington, DC	6-19	L
1925	Texas	Dallas, TX	0-33	L	1939	Manhattan	New York, NY	0-7	L
1931	Georgia Tech	Atlanta, GA	13-0	W	1944	Tulane	New Orleans, LA	13-16	L
1936	Detroit	Detroit, MI	6-0	W	1950	Georgia Tech	Atlanta, GA	0-20	L
1942	Georgetown	Washington, DC	6-6	T	1961	Georgia Tech	Atlanta, GA	6-7	L
1953	Georgia Tech	Atlanta, GA	6-36	L	1967	Georgia Tech	Atlanta, GA	28-10	W
1959	Georgia Tech	Atlanta, GA	7-6	W	1972	Georgia Tech	Auburn	24-14	W
1964	Georgia Tech	Birmingham	3-7	L	1978	Georgia Tech	Auburn	10-24	L
1970	Georgia Tech	Auburn	31-7	W	1989	Florida State	Tallahassee, FL	14-22	L
1981	Georgia Tech	Atlanta, GA	31-7	W	1995	W. Michigan	Auburn	34-13	W
1987	Georgia Tech	Atlanta, GA	20-10	W	2000	Louisiana Tech	Auburn	38-28	W
1992	Florida	Gainesville, FL	9-24	L	2006	Tulane	Auburn	38-13	W
1998	Florida	Gainesville, FL	3-24	L					
2009	Kentucky	Auburn	14-21	L					
<b>OCTOBER 18 (8-5-1)</b>									
1902	Alabama	Birmingham	23-0	W					
1913	Mississippi State	Birmingham	34-0	W					
1924	Samford	Auburn	17-0	W					
1930	Georgia Tech	Atlanta, GA	12-14	L					
1941	SMU	Birmingham	7-20	L					
1947	Georgia Tech	Atlanta, GA	7-27	L					
1952	Georgia Tech	Atlanta, GA	0-33	L					
1958	Georgia Tech	Atlanta, GA	7-7	T					
1969	Georgia Tech	Atlanta, GA	17-14	W					
1975	Georgia Tech	Atlanta, GA	31-27	W					
1980	Georgia Tech	Auburn	17-14	W					
1986	Georgia Tech	Auburn	31-10	W					
1997	Florida	Auburn	10-24	L					
2003	Mississippi State	Auburn	45-13	W					

# Games By Date

YEAR	TEAM	LOCATION	SCORE	RESULT	YEAR	TEAM	LOCATION	SCORE	RESULT
<b>OCTOBER 22 (10-6)</b>					<b>OCTOBER 26 (10-5)</b>				
1900	Nashville	Auburn	28-0	W	1901	North Carolina	Auburn	0-10	L
1904	Nashville	Birmingham	10-0	W	1906	Sewanee	Birmingham	5-10	L
1910	Clemson	Auburn	17-0	W	1907	Georgia Tech	Atlanta, GA	12-6	W
1921	Fort Benning	Auburn	14-7	W	1912	Mississippi State	Birmingham	7-0	W
1927	Georgia	Columbus, GA	3-33	L	1918	Camp Griffin	Auburn	0-26	L
1932	Tulane	New Orleans, LA	19-7	W	1929	Samford	Auburn	6-0	W
1938	Georgia Tech	Atlanta, GA	6-7	L	1940	Georgia Tech	Atlanta, GA	16-7	W
1949	Tulane	New Orleans, LA	6-14	L	1946	Georgia Tech	Atlanta, GA	6-27	L
1955	Furman	Auburn	52-0	W	1957	Houston	Houston, TX	48-7	W
1960	Miami	Auburn	20-7	W	1968	Miami (Fla.)	Auburn	31-9	W
1966	TCU	Auburn	7-6	W	1974	Florida State	Auburn	38-6	W
1977	Florida State	Tallahassee, FL	3-24	L	1985	Miss. State	Auburn	21-9	W
1983	Mississippi State	Auburn	28-13	W	1991	Miss. State	Auburn	17-24	L
1988	Mississippi State	Auburn	33-0	W	2002	LSU	Auburn	31-7	W
2005	LSU [OT]	Baton Rouge, LA	17-20	L	2013	Florida Atlantic	Auburn	45-10	W
2011	LSU	Baton Rouge, LA	10-45	L					
<b>OCTOBER 23 (12-5)</b>					<b>OCTOBER 27 (11-7)</b>				
1897	Mercer	Macon, GA	26-0	W	1902	LSU	Baton Rouge, LA	0-5	L
1903	Alabama	Montgomery	6-18	L	1905	Mississippi State	Columbus, MS	18-0	W
1909	Vanderbilt	Nashville, TN	0-17	L	1917	Mississippi State	Birmingham	13-6	W
1915	Mississippi State	Birmingham	26-0	W	1923	Fort Benning	Auburn	34-0	W
1920	Vanderbilt	Birmingham	56-6	W	1928	Samford	Auburn	25-6	W
1937	Georgia Tech	Atlanta, GA	21-0	W	1934	Kentucky	Lexington, KY	0-9	L T
1942	Villanova	Montgomery	14-6	W	1945	Georgia Tech	Atlanta, GA	7-20	L
1948	Tulane	New Orleans, LA	6-21	L	1951	Tulane	New Orleans, LA	21-0	W
1954	Florida State	Auburn	33-0	W	1956	Houston	Auburn	12-0	W
1959	Miami	Miami, FL	21-6	W	1962	Clemson	Clemson, SC	17-14	W
1965	Southern Miss	Auburn	0-3	L	1967	Miami	Miami, FL	0-7	L
1971	Clemson	Auburn	35-13	W	1973	Houston	Auburn	7-0	W
1976	Florida State	Auburn	31-19	W	1979	Wake Forest	Winston-Salem, NC	38-42	L
1982	Mississippi State	Starkville, MS	35-17	W	1984	Mississippi State	Starkville, MS	24-21	W
2004	Kentucky	Auburn	42-10	W	1990	Mississippi State	Starkville, MS	17-16	W
2008	West Virginia	Morgantown, WV	17-34	L	2001	Arkansas	Fayetteville, AR	17-42	L
2010	LSU	Auburn	24-17	W	2007	Ole Miss	Auburn	17-3	W
					2012	Texas A&M	Auburn	21-63	L
<b>OCTOBER 24 (10-5)</b>					<b>OCTOBER 28 (11-3)</b>				
1908	Sewanee	Birmingham	6-0	W	1899	Clemson	Auburn	34-0	W
1914	Mississippi State	Birmingham	19-0	W	1911	Mississippi State	Birmingham	11-5	W
1925	Samford	Auburn	7-6	W	1916	Mississippi State	Birmingham	7-3	W
1926	Tulane	New Orleans, LA	2-0	W	1922	Fort Benning	Auburn	30-0	W
1931	Florida	Jacksonville, FL	12-13	L	1933	Tulane	New Orleans, LA	13-7	W
1936	Georgia	Columbus, GA	20-13	W	1939	Georgia Tech	Atlanta, GA	6-7	L
1953	Tulane	Mobile	34-7	W	1950	Tulane	Auburn	0-28	L
1964	Southern Miss	Auburn	14-7	W	1961	Clemson	Auburn	24-14	W
1970	LSU	Auburn	9-17	L	1972	Florida State	Auburn	27-14	W
1981	Mississippi State	Auburn	17-21	L	1978	Wake Forest	Auburn	21-7	W
1987	Mississippi State	Auburn	38-7	W	1989	Mississippi State	Auburn	14-0	W
1992	Louisiana-Lafayette	Auburn	25-24	W	1995	Arkansas	Little Rock, AR	28-30	L
1998	Louisiana Tech	Auburn	32-17	W	2000	Arkansas	Auburn	21-19	W
2009	LSU	Baton Rouge, LA	10-31	L	2006	Ole Miss	Oxford, MS	23-17	W
2015	Arkansas	Fayetteville, AR	46-54 [4OT]	L					
<b>OCTOBER 25 (7-8-1)</b>									
1902	Tulane	New Orleans	0-0	T					
1913	Clemson	Clemson, SC	20-0	W					
1919	Vanderbilt	Nashville, TN	6-7	L					
1924	LSU	Birmingham	3-0	W					
1930	Georgia	Columbus, GA	7-39	L					
1935	Duke	Durham, NC	7-0	W					
1941	Georgia Tech	Atlanta, GA	14-28	L					
1947	Tulane	New Orleans, LA	0-40	L					
1952	Tulane	Mobile	6-21	L					
1958	Maryland	Auburn	20-7	W					
1969	LSU	Baton Rouge, LA	20-21	L					
1975	Florida State	Tallahassee, FL	17-14	W					
1980	Mississippi State	Jackson, MS	21-24	L					
1986	Mississippi State	Starkville, MS	35-6	W					
1997	Arkansas	Fayetteville, AR	26-21	W					
2003	LSU	Baton Rouge, LA	7-31	L					
2014	South Carolina	Auburn	42-35	W					

# Games By Date

YEAR	TEAM	LOCATION	SCORE	RESULT	YEAR	TEAM	LOCATION	SCORE	RESULT
<b>OCTOBER 29 (10-7-1)</b>					<b>NOVEMBER 2 (8-7)</b>				
1897	Nashville	Nashville, TN	14-4	W	1907	Clemson	Auburn	12-0	W
1904	Georgia Tech	Auburn	12-0	W	1912	Georgia Tech	Atlanta, GA	27-7	W
1910	Texas	Austin, TX	0-9	L	1929	Tennessee	Knoxville, TN	0-27	L
1921	Georgia	Columbus, GA	0-7	L	1935	LSU	Baton Rouge, LA	0-6	L
1927	Samford	Birmingham	9-9	T	1940	Georgia	Columbus, GA	13-14	L
1932	Ole Miss	Montgomery	14-7	W	1946	Vanderbilt	Montgomery	0-19	L
1938	Rice	Houston, TX	0-14	L	1957	Florida	Auburn	13-0	W
1948	Vanderbilt	Montgomery	0-47	L	1963	Florida	Auburn	19-0	W
1949	Vanderbilt	Nashville, TN	7-26	L	1968	Florida	Gainesville, FL	24-13	W
1955	Tulane	New Orleans, LA	13-27	L	1974	Florida	Gainesville, FL	14-25	L
1960	Florida	Gainesville, FL	10-7	W	1985	Florida	Auburn	10-14	L
1966	Florida	Gainesville, FL	27-30	L	1991	Florida	Auburn	10-31	L
1977	Florida	Auburn	29-14	W	1996	Arkansas	Auburn	28-7	W
1983	Florida	Auburn	28-21	W	2002	Ole Miss	Oxford, MS	31-24	W
1988	Florida	Gainesville, FL	16-0	W	2013	Arkansas	Fayetteville, AR	35-17	W
1994	Arkansas	Auburn	31-14	W	<b>NOVEMBER 3 (7-9)</b>				
2005	Ole Miss	Auburn	27-3	W	1906	Georgia Tech	Atlanta, GA	0-11	L
2011	Ole Miss	Auburn	41-23	W	1917	Florida	Auburn	68-0	W
<b>OCTOBER 30 (8-6-1)</b>					1918	Marion	Marion	20-7	W
1897	Sewanee	Sewanee, TN	0-0	T	1923	Georgia	Columbus, GA	0-7	L
1915	Georgia	Athens, GA	12-0	W	1928	Georgia	Columbus, GA	0-13	L
1920	Georgia	Columbus, GA	0-7	L	1934	Duke	Birmingham	6-13	L
1926	Sewanee	Montgomery	9- 0	W	1945	Florida	Auburn	19-0	W
1936	Santa Clara	San Francisco, CA	0-12	L	1951	La. College	Auburn	49-0	W
1937	Rice	Houston, TX	7-13	L	1956	Florida	Gainesville, FL	0-20	L
1954	Tulane	Mobile	27-0	W	1962	Florida	Gainesville, FL	3-22	L
1965	Florida	Auburn	28-17	W	1973	Florida	Auburn	8-12	L
1971	Florida	Auburn	40-7	W	1979	Florida	Auburn	19-13	W
1976	Florida	Gainesville, FL	19-24	L	1984	Florida	Gainesville, FL	3-24	L
1982	Florida	Gainesville, FL	17-19	L	1990	Florida	Gainesville, FL	7-48	L
1993	Arkansas	Fayetteville, AR	31-21	W	2007	Tennessee Tech	Auburn	35-3	W
1999	Arkansas	Fayetteville, AR	10-34	L	2012	New Mexico State	Auburn	42-7	W
2004	Ole Miss	Oxford, MS	35-14	W	<b>NOVEMBER 4 (10-6)</b>				
2010	Ole Miss	Oxford, MS	51-31	W	1894	Vanderbilt	Montgomery	4-20	L
<b>OCTOBER 31 (7-7-1)</b>					1905	Vanderbilt	Nashville, TN	0-54	L
1903	Sewanee	Montgomery	0-47	L	1911	Georgia Tech	Atlanta, GA	11-6	W
1908	LSU	Auburn	2-10	L	1916	Georgia	Columbus, GA	3-0	W
1925	Tulane	Montgomery	0-13	L	1922	Georgia	Columbus, GA	7-3	W
1931	Spring Hill	Auburn	27-7	W	1933	Duke	Durham, NC	7-13	L
1942	Mississippi State	Birmingham	0-6	L	1939	Boston College	Boston, MA	7-13	L
1953	Florida	Auburn	16-7	W	1944	Presbyterian	Auburn	57-0	W
1959	Florida	Auburn	6-0	W	1950	Mississippi State	Starkville, MS	0-27	L
1964	Florida	Gainesville, FL	0-14	L	1961	Wake Forest	Auburn	21-7	W
1970	Florida	Gainesville, FL	63-14	W	1967	Florida	Auburn	26-21	W
1981	Florida	Auburn	14-12	W	1972	Florida	Gainesville, FL	26-20	W
1987	Florida	Auburn	29-6	W	1978	Florida	Gainesville, FL	7-31	L
1992	Arkansas	Auburn	24-24	T	1989	Florida	Auburn	10-7	W
1998	Arkansas	Auburn	21-24	L	1995	Northeast La.	Auburn	38-14	W
2009	Ole Miss	Auburn	33-20	W	2006	Arkansas State	Auburn	27-0	W
2015	Ole Miss	Auburn	19-27	L	<b>NOVEMBER 5 (13-1-1)</b>				
<b>NOVEMBER 1 (7-9)</b>					1898	Georgia Tech	Auburn	29-6	W
1913	LSU	Mobile	7-0	W	1910	Georgia Tech	Atlanta, GA	16-0	W
1919	Georgia	Columbus, GA	7-0	W	1921	Tulane	New Orleans, LA	4-0	W
1924	Vanderbilt	Nashville, TN	0-13	L	1927	Tulane	New Orleans, LA	6-6	T
1930	Wofford	Auburn	38-6	W	1932	Samford	Montgomery	25-0	W
1941	Georgia	Columbus, GA	0-7	L	1938	Villanova	Philadelphia, PA	12-25	L
1947	Vanderbilt	Nashville, TN	0-28	L	1949	Mississippi State	Auburn	25-26	W
1952	Florida	Gainesville, FL	21-31	L	1955	Mississippi State	Auburn	27-26	W
1958	Florida	Gainesville, FL	6-5	W	1960	Mississippi State	Auburn	27-12	W
1969	Florida	Auburn	38-12	W	1966	Mississippi State	Jackson, MS	13-0	W
1975	Florida	Auburn	14-31	L	1977	Mississippi State	Auburn	13-27	W (F)
1980	Florida	Gainesville, FL	10-21	L	1983	Maryland	Auburn	35-23	W
1986	Florida	Gainesville, FL	17-18	L	1988	Southern Miss	Auburn	38-8	W
1997	Mississippi State	Auburn	0-20	L	1994	East Carolina	Auburn	38-21	W
2003	ULM	Auburn	73-7	W	2005	Kentucky	Lexington, KY	49-27	W
2008	Ole Miss	Oxford, MS	7-17	L					
2014	Ole Miss	Oxford, MS	35-31	W					



# Games By Date

YEAR	TEAM	LOCATION	SCORE	RESULT	YEAR	TEAM	LOCATION	SCORE	RESULT
<b>NOVEMBER 6 (14-3)</b>					<b>NOVEMBER 9 (12-5)</b>				
1893	Vanderbilt	Montgomery	30-10	W	1895	Vanderbilt	Nashville, TN	6-9	L
1902	Sewanee	Birmingham	0-6	L	1907	Mercer	Auburn	63-0	W
1909	Georgia Tech	Atlanta, GA	17-5	W	1912	LSU	Mobile	7-0	W
1915	Mercer	Auburn	45-0	W	1918	Camp Gordon	Columbus, GA	6-14	L
1920	B'ham-Southern	Montgomery	49-0	W	1929	Tulane	New Orleans, LA	0-52	L
1926	Georgia	Columbus, GA	6-16	L	1935	Georgia Tech	Atlanta, GA	33-7	W
1937	Tennessee	Birmingham	20-7	W	1940	Clemson	Auburn	21-7	W
1948	Mississippi State	Birmingham	0-20	L	1946	Mississippi State	Birmingham	0-33	L
1953	Miami	Miami, FL	29-20	W	1957	Mississippi State	Birmingham	15-7	W
1954	Miami	Birmingham	14-13	W	1963	Mississippi State	Jackson, MS	10-13	L
1965	Mississippi State	Birmingham	25-18	W	1968	Tennessee	Birmingham	28-14	W
1971	Mississippi State	Auburn	30-21	W	1974	Mississippi State	Jackson, MS	24-20	W
1976	Mississippi State	Jackson, MS	19-28	W (F)	1985	East Carolina	Auburn	35-10	W
1982	Rutgers	Auburn	30-7	W	1991	SW Louisiana	Auburn	50-7	W
1993	N. Mexico St.	Auburn	55-14	W	1996	NE Louisiana	Auburn	28-24	W
1999	Central Florida	Auburn	28-10	W	2002	Louisiana-Monroe	Auburn	52-14	W
2010	Chattanooga	Auburn	62-24	W	2013	Tennessee	Knoxville, TN	55-23	W
<b>NOVEMBER 7 (11-4)</b>					<b>NOVEMBER 10 (9-7-1)</b>				
1896	Georgia Tech	Auburn	45-0	W	1900	Tennessee	Birmingham	23-0	W
1908	Georgia Tech	Atlanta, GA	44-0	W	1906	Clemson	Clemson, SC	4-6	L
1914	Georgia Tech	Atlanta	14-0	W	1917	Davidson	Atlanta, GA	7-21	L
1925	Georgia	Columbus, GA	0-34	L	1923	Tulane	Montgomery	6-6	T
1931	Tulane	Montgomery	0-27	L	1928	Tulane	New Orleans, LA	12-13	L
1936	Georgia Tech	Atlanta, GA	13-12	W	1934	Georgia Tech	Atlanta, GA	18-6	W
1942	Georgia Navy P-F	Columbus, GA	14-41	L	1945	SW Louisiana	Auburn	52-0	W
1959	Mississippi State	Birmingham	31-0	W	1951	Ole Miss	Mobile	14-39	L
1964	Mississippi State	Auburn	12-3	W	1956	Mississippi State	Auburn	27-20	W
1970	Mississippi State	Birmingham	56-0	W	1962	Mississippi State	Auburn	9-3	W
1981	North Texas	Auburn	20-0	W	1973	Mississippi State	Auburn	31-17	W
1987	Florida State	Auburn	6-34	L	1979	Mississippi State	Auburn	14-3	W
1998	Central Florida	Auburn	10-6	W	1984	Cincinnati	Auburn	60-0	W
2009	Furman	Auburn	63-31	W	1990	Southern Miss	Auburn	12-14	L
2015	Texas A&M	College Station, TX	26-10	W	2001	Georgia	Athens, GA	24-17	W
<b>NOVEMBER 8 (8-8)</b>					2007	Georgia	Athens, GA	20-45	L
1901	Vanderbilt	Montgomery	0-41	L	2012	Georgia	Auburn	0-38	L
1913	Georgia Tech	Atlanta, GA	20-0	W	<b>NOVEMBER 11 (10-4)</b>				
1919	Spring Hill	Mobile	10-0	W	1903	LSU	Auburn	12-0	W
1924	Tulane	Montgomery	6-14	L	1905	Clemson	Auburn	0-6	L
1930	Tulane	New Orleans, LA	0-21	L	1916	Florida	Jacksonville, FL	20-0	W
1941	Mississippi State	Birmingham	7-14	L	1922	Tulane	Montgomery	19-0	W
1947	Mississippi State	Birmingham	0-14	L	1933	Oglethorpe	Auburn	27-6	W
1952	Mississippi State	Auburn	34-49	L	1939	Villanova	Birmingham	10-9	W
1958	Mississippi State	Auburn	33-14	W	1944	Mississippi State	Birmingham	21-26	L
1969	Mississippi State	Auburn	52-13	W	1961	Mississippi State	Birmingham	10-11	L
1975	Mississippi State	Auburn	21-21	W (F)	1967	Mississippi State	Auburn	36-0	W
1980	Southern Miss	Auburn	31-0	W	1978	Mississippi State	Starkville, MS	6-0	W
1986	Cincinnati	Auburn	52-7	W	1989	Louisiana Tech	Auburn	38-23	W
2003	Ole Miss	Auburn	20-24	L	1995	Georgia	Athens, GA	37-31	W
2008	Tennessee-Martin	Auburn	37-20	L	2000	Georgia [OT]	Auburn	29-26	W
2014	Texas A&M	Auburn	38-41	L	2006	Georgia	Auburn	15-37	L

# Games By Date

YEAR	TEAM	LOCATION	SCORE	RESULT	YEAR	TEAM	LOCATION	SCORE	RESULT
<b>NOVEMBER 12 (10-4-2)</b>					<b>NOVEMBER 15 (6-12-1)</b>				
1904	Alabama	Birmingham	29-5	W	1901	Alabama	Tuscaloosa	17-0	W
1910	Tulane	Gulfport, MS	33-0	W	1902	Clemson	Auburn	0-16	L
1921	Centre	Birmingham	0-21	L	1913	Vanderbilt	Birmingham	13-6	W
1927	Mississippi State	Birmingham	6-7	L	1919	Mississippi State	Birmingham	7-0	W
1932	Florida	Montgomery	21-6	W	1924	Georgia	Columbus, GA	0-6	L
1938	LSU	Birmingham	28-6	W	1929	Georgia	Athens, GA	0-24	L
1949	Georgia	Columbus, GA	20-20	T	1930	Mississippi State	Birmingham	6-7	L
1955	Georgia	Columbus, GA	16-13	W	1941	LSU	Baton Rouge, LA	7-7	T
1960	Georgia	Auburn	9-6	W	1947	Georgia	Columbus, GA	6-28	L
1966	Georgia	Auburn	13-21	L	1952	Georgia	Columbus, GA	7-13	L
1977	Georgia	Athens, GA	33-14	W	1958	Georgia	Columbus, GA	21-6	W
1983	Georgia	Athens, GA	13-7	W	1969	Georgia	Athens, GA	16-3	W
1988	Georgia	Auburn	20-10	W	1975	Georgia	Athens, GA	13-28	L
1994	Georgia	Auburn	23-23	T	1980	Georgia	Auburn	21-31	L
2005	Georgia	Athens, GA	31-30	W	1986	Georgia	Auburn	16-20	L
2011	Georgia	Athens, GA	7-45	L	1997	Georgia	Athens, GA	45-34	W
<b>NOVEMBER 13 (8-7)</b>					<b>NOVEMBER 16 (7-7-1)</b>				
1909	Sewanee	Birmingham	11-12	L	1896	Sewanee	Montgomery	38-6	W
1915	Vanderbilt	Birmingham	0-17	L	1907	Alabama	Birmingham	6-6	T
1920	Washington & Lee	Birmingham	77-0	W	1918	Vanderbilt	Birmingham	0-21	L
1926	Marquette	Birmingham	3-19	L	1935	Oglethorpe	Auburn	51-0	W
1937	LSU	Baton Rouge, LA	7-9	L	1940	LSU	Birmingham	13-21	L
1948	Georgia	Columbus, GA	14-42	L	1946	Georgia	Columbus, GA	0-41	L
1954	Georgia	Columbus, GA	35-0	W	1957	Georgia	Columbus, GA	6-0	W
1965	Georgia	Athens, GA	21-19	W	1963	Georgia	Athens, GA	14-0	W
1971	Georgia	Athens, GA	35-20	W	1968	Georgia	Auburn	3-17	L
1976	Georgia	Auburn	0-28	L	1974	Georgia	Auburn	17-13	W
1982	Georgia	Auburn	14-19	L	1985	Georgia	Auburn	24-10	W
1993	Georgia	Athens, GA	42-28	W	1991	Georgia	Athens, GA	27-37	L
1999	Georgia	Athens, GA	38-21	W	1996	Georgia [4 OT]	Auburn	49-56	L
2004	Georgia	Auburn	24-6	W	2002	Georgia	Auburn	21-24	L
2010	Georgia	Auburn	49-31	W	2013	Georgia	Auburn	43-38	W
<b>NOVEMBER 14 (8-9)</b>					<b>NOVEMBER 17 (8-10)</b>				
1898	North Carolina	Auburn	0-24	L	1894	Georgia Tech	Atlanta, GA	94-0	W
1903	Georgia Tech	Atlanta, GA	10-5	W	1900	Alabama	Montgomery	53-5	W
1914	Vanderbilt	Birmingham	6-0	W	1906	Alabama	Birmingham	0-10	L
1925	Vanderbilt	Birmingham	10-9	W	1911	Texas	Austin, TX	5-18	L
1931	Sewanee	Birmingham	12-0	W	1917	Vanderbilt	Nashville, TN	31-7	W
1936	LSU	Birmingham	6-19	L	1923	Centre	Birmingham	0-17	L
1942	LSU	Birmingham	25-7	W	1928	Mississippi State	Birmingham	0-13	L
1953	Georgia	Columbus, GA	39-18	W	1934	Florida	Montgomery	7-14	L
1959	Georgia	Athens, GA	13-14	L	1945	Georgia	Columbus, GA	0-35	L
1964	Georgia	Auburn	14-7	W	1951	Georgia	Columbus, GA	14-46	L
1970	Georgia	Auburn	17-31	L	1956	Georgia	Columbus, GA	20-0	W
1981	Georgia	Athens, GA	13-24	L	1962	Georgia	Auburn	21-30	L
1987	Georgia	Athens, GA	27-11	W	1973	Georgia	Athens, GA	14-28	L
1992	Georgia	Auburn	10-14	L	1979	Georgia	Athens, GA	33-13	W
1998	Georgia	Auburn	17-28	L	1984	Georgia	Auburn	21-12	W
2009	Georgia	Athens, GA	24-31	L	1990	Georgia	Auburn	33-10	W
2015	Georgia	Auburn	13-20	L	2001	Alabama	Auburn	7-31	L
					2012	Alabama A&M	Auburn	51-7	W

# Games By Date

YEAR	TEAM	LOCATION	SCORE	RESULT	YEAR	TEAM	LOCATION	SCORE	RESULT
<b>NOVEMBER 18 (9-5-3)</b>					<b>NOVEMBER 24 (7-6-2)</b>				
1893	Sewanee	Atlanta, GA	14-14	T	1894	Georgia	Atlanta, GA	8-10	L
1899	Georgia	Atlanta, GA	0-0	T	1898	Georgia	Atlanta, GA	18-17	W
1905	Alabama	Birmingham	0-30	L	1904	Georgia	Macon, GA	17-6	W
1916	Vanderbilt	Birmingham	9-20	L	1910	Georgia	Savannah, GA	26-0	W
1922	Centre	Birmingham	6-0	W	1917	Ohio State	Montgomery	0-0	T
1933	Georgia	Columbus, GA	14-6	W	1921	Georgia Tech	Atlanta, GA	0-14	L
1939	LSU	Baton Rouge, LA	21-7	W	1927	Georgia Tech	Atlanta, GA	0-18	L
1944	Georgia	Columbus, GA	13-49	L	1934	Georgia	Columbus, GA	0-18	L
1950	Georgia	Columbus, GA	10-12	L	1944	Miami	Miami, FL	38-19	W
1961	Georgia	Athens, GA	10-7	W	1945	Louisiana Tech	Auburn	29-0	W
1967	Georgia	Athens, GA	0-17	L	1951	Clemson	Clemson, SC	0-34	L
1972	Auburn	Auburn	27-10	W	1956	Florida State	Auburn	13-7	W
1978	Georgia	Auburn	22-22	T	1962	Florida State	Auburn	14-14	T
1989	Georgia	Athens, GA	20-3	W	2007	Alabama	Auburn	17-10	W
1995	Alabama	Auburn	31-27	W	2012	Alabama	Tuscaloosa	0-49	L
2000	Alabama	Tuscaloosa	9-0	W	<b>NOVEMBER 25 (6-4)</b>				
2006	Alabama	Tuscaloosa	22-15	W	1892	Georgia Tech	Atlanta, GA	26-0	W
<b>NOVEMBER 19 (6-1)</b>					1909	Georgia	Montgomery	9-0	W
1932	Georgia	Columbus, GA	14-7	W	1914	Carlisle Indians	Atlanta, GA	7-0	W
1938	Georgia	Columbus, GA	23-14	W	1915	Georgia Tech	Atlanta, GA	0-7	L
1955	Clemson	Mobile	21-0	W	1920	Georgia Tech	Atlanta, GA	0-34	L
1960	Florida State	Auburn	57-21	W	1933	Florida	Gainesville, FL	7-14	L
1994	Alabama	Birmingham	14-21	L	1939	Georgia	Columbus, GA	7-0	W
2005	Alabama	Auburn	28-18	W	1950	Clemson	Auburn	0-41	L
2011	Samford	Auburn	35-16	W	1961	Florida	Auburn	32-15	W
<b>NOVEMBER 20 (4-1-1)</b>					1988	Alabama	Birmingham	15-10	W
1901	LSU	Baton Rouge, LA	28-0	W	<b>NOVEMBER 26 (3-8-2)</b>				
1937	Georgia	Columbus, GA	0-0	T	1896	Georgia	Atlanta, GA	6-12	L
1954	Clemson	Auburn	27-6	W	1903	Georgia	Atlanta, GA	13-22	L
1993	Alabama	Auburn	22-14	W	1925	Georgia Tech	Atlanta, GA	7-7	T
1999	Alabama	Auburn	17-28	L	1926	Georgia Tech	Atlanta, GA	7-20	L
2004	Alabama	Tuscaloosa, AL	21-13	W	1931	South Carolina	Montgomery	13-6	W
<b>NOVEMBER 21 (5-2-1)</b>					1938	Florida	Jacksonville, FL	7-9	L
1914	Georgia	Atlanta, GA	0-0	T	1949	Clemson	Mobile	20-20	T
1931	Georgia	Columbus, GA	6-12	L	1955	Alabama	Birmingham	26-0	W
1936	Loyola	Auburn	44-0	W	1960	Alabama	Birmingham	0-3	L
1942	Georgia	Columbus, GA	27-13	W	1964	Alabama	Birmingham	14-21	L
1953	Clemson	Clemson, SC	45-19	W	1977	Alabama	Birmingham	21-48	L
1959	Southern Miss	Auburn	28-7	W	1992	Alabama	Birmingham	0-17	L
1998	Alabama	Birmingham	17-31	L	2010	Alabama	Tuscaloosa	28-27	W
2015	Idaho	Auburn	56-34	W	2011	Alabama	Auburn	14-42	L
<b>NOVEMBER 22 (7-3)</b>					<b>NOVEMBER 27 (7-7-1)</b>				
1892	Duke	Atlanta, GA	6-34	L	1901	Georgia	Atlanta, GA	0-0	T
1913	Georgia	Atlanta, GA	21-7	W	1902	Georgia	Atlanta, GA	5-12	L
1930	Vanderbilt	Nashville, TN	0-27	L	1908	Georgia	Montgomery	23-0	W
1941	Villanova	Philadelphia, PA	13-0	W	1919	Georgia Tech	Atlanta, GA	14-7	W
1947	Clemson	Clemson, SC	18-34	L	1924	Georgia Tech	Atlanta, GA	0-7	L
1952	Clemson	Auburn	3-0	W	1930	South Carolina	Columbus, GA	25-7	W
1958	Wake Forest	Auburn	21-7	W	1937	Florida	Jacksonville, FL	14-0	W
1997	Alabama	Auburn	18-17	W	1948	Clemson	Mobile	6-7	L
2003	Alabama	Auburn	28-23	W	1954	Alabama	Birmingham	28-0	W
2014	Samford	Auburn	31-7	W	1965	Alabama	Birmingham	3-30	L
<b>NOVEMBER 23 (5-4-1)</b>					1971	Alabama	Birmingham	7-31	L
1892	North Carolina	Atlanta, GA	0-64	L	1976	Alabama	Birmingham	7-38	L
1895	Alabama	Tuscaloosa	48-0	W	1982	Alabama	Birmingham	23-22	W
1912	Vanderbilt	Birmingham	7-7	T	1987	Alabama	Birmingham	10-0	W
1935	Georgia	Columbus, GA	19-7	W	2009	Alabama	Auburn	21-26	L
1940	Boston College	Boston, MA	7-33	L					
1946	Clemson	Montgomery	13-21	L					
1957	Florida State	Tallahassee, FL	29-7	W					
1963	Florida State	Auburn	21-15	W					
1996	Alabama	Birmingham	23-24	L					
2002	Alabama	Tuscaloosa	17-7	W					

# Games By Date

YEAR	TEAM	LOCATION	SCORE	RESULT	YEAR	TEAM	LOCATION	SCORE	RESULT
<b>NOVEMBER 28 (4-8)</b>					<b>DECEMBER 3 (2-1-1)</b>				
1895	Georgia	Atlanta, GA	16-6	W	1932	South Carolina	Birmingham	20-20	T
1907	Georgia	Macon, GA	0-6	L	1949	Alabama	Birmingham	14-13	W
1912	Georgia	Athens, GA	6-12	L	1966	Alabama	Birmingham	0-31	L
1918	Georgia Tech	Atlanta, GA	0-41	L	1983	Alabama	Birmingham	23-20	W
1929	Georgia Tech	Atlanta, GA	6-19	L	<b>DECEMBER 4 (2-1)</b>				
1936	Florida	Montgomery	13-0	W	1948	Alabama	Birmingham	0-55	L
1942	Clemson	Auburn	41-13	W	2004	Tennessee	Atlanta, GA	38-28	W
1953	Alabama	Birmingham	7-10	L	2010	South Carolina	Atlanta, GA	56-17	W
1959	Alabama	Birmingham	0-10	L	<b>DECEMBER 6 (0-1)</b>				
1970	Alabama	Birmingham	33-28	W	1997	Tennessee	Atlanta, GA	29-30	L
1981	Alabama	Birmingham	17-28	L	<b>DECEMBER 7 (2-1-1)</b>				
2015	Alabama	Auburn	13-29	L	1893	Georgia Tech	Atlanta, GA	0-0	T
<b>NOVEMBER 29 (4-10-2)</b>					1918	Camp Sheridan	Montgomery	0-7	L
1894	Alabama	Montgomery	0-18	L	1940	Villanova	Montgomery	13-10	W
1906	Georgia	Macon, GA	0-4	L	2013	Missouri	Atlanta, GA	59-42	W
1911	Georgia	Savannah, GA	0-0	T	<b>DECEMBER 9 (0-1)</b>				
1917	Georgia Tech	Atlanta, GA	7-68	L	1939	Tennessee	Knoxville, TN	0-7	L
1923	Georgia Tech	Atlanta, GA	0-0	T	<b>DECEMBER 18 (1-1)</b>				
1928	Georgia Tech	Atlanta, GA	0-51	L	1965	Ole Miss	Memphis, TN	7-13	L
1941	Clemson	Auburn	28-7	W	1982	Boston College	Orlando, FL	33-26	W
1952	Alabama	Birmingham	0-21	L	<b>DECEMBER 19 (0-1)</b>				
1958	Alabama	Birmingham	14-8	W	1973	Missouri	El Paso, TX	17-34	L
1969	Alabama	Birmingham	49-26	W	<b>DECEMBER 27 (1-0)</b>				
1974	Alabama	Birmingham	13-17	L	1984	Arkansas	Memphis, TN	21-15	W
1975	Alabama	Birmingham	0-28	L	<b>DECEMBER 28 (1-0)</b>				
1980	Alabama	Birmingham	18-34	L	1968	Arizona	El Paso, TX	34-10	W
1986	Alabama	Birmingham	21-17	W	<b>DECEMBER 29 (1-0)</b>				
2008	Alabama	Tuscaloosa	0-36	L	1990	Indiana	Atlanta, GA	27-23	W
2014	Alabama	Tuscaloosa	44-55	L	<b>DECEMBER 30 (3-0)</b>				
<b>NOVEMBER 30 (9-7-1)</b>					1972	Colorado	Jacksonville, FL	24-3	W
1893	Alabama	Montgomery	40-16	W	1974	Texas	Jacksonville, FL	27-3	W
1899	Sewanee	Montgomery	10-11	L	2015	Memphis	Birmingham	31-10	W
1900	Georgia	Atlanta, GA	44-0	W	<b>DECEMBER 31 (5-3)</b>				
1905	Georgia	Macon, GA	20-0	W	1954	Baylor	Jacksonville, FL	33-13	W
1916	Georgia Tech	Atlanta, GA	7-33	L	1955	Vanderbilt	Jacksonville, FL	13-25	L
1922	Georgia Tech	Atlanta, GA	6-14	L	1969	Houston	Houston, TX	7-36	L
1935	Florida	Miami, FL	27-6	W	1996	Army	Shreveport, LA	32-29	W
1939	Florida	Auburn	7-7	T	2001	North Carolina	Atlanta, GA	10-16	L
1940	Florida	Columbus, GA	20-7	W	2003	Wisconsin	Nashville, TN	28-14	W
1945	Miami	Miami, FL	7-33	L	2007	Clemson [OT]	Atlanta, GA	23-20	W
1946	Florida	Gainesville, FL	47-12	W	2011	Virginia	Atlanta, GA	43-24	W
1957	Alabama	Birmingham	40-0	W	<b>DECEMBER 1 (1-7)</b>				
1963	Alabama	Birmingham	10-8	W	1951	Alabama	Birmingham	7-25	L
1968	Alabama	Birmingham	16-24	L	1956	Alabama	Birmingham	34-7	W
1985	Alabama	Birmingham	23-25	L	1962	Alabama	Birmingham	0-38	L
1991	Alabama	Birmingham	6-13	L	1973	Alabama	Birmingham	0-35	L
2013	Alabama	Auburn	34-28	W	1979	Alabama	Birmingham	18-25	L
<b>DECEMBER 1 (1-7)</b>					1984	Alabama	Birmingham	15-17	L
1951	Alabama	Birmingham	7-25	L	1990	Alabama	Birmingham	7-16	L
1956	Alabama	Birmingham	34-7	W	2001	LSU	Baton Rouge, LA	14-27	L
1962	Alabama	Birmingham	0-38	L	<b>DECEMBER 2 (2-6)</b>				
1973	Alabama	Birmingham	0-35	L	1933	South Carolina	Birmingham	14-16	L
1979	Alabama	Birmingham	18-25	L	1950	Alabama	Birmingham	0-34	L
1984	Alabama	Birmingham	15-17	L	1961	Alabama	Birmingham	0-34	L
1990	Alabama	Birmingham	7-16	L	1967	Alabama	Birmingham	3-7	L
2001	LSU	Baton Rouge, LA	14-27	L	1972	Alabama	Birmingham	17-16	W
<b>DECEMBER 2 (2-6)</b>					1978	Alabama	Birmingham	16-34	L
1933	South Carolina	Birmingham	14-16	L	1989	Alabama	Auburn	30-20	W
1950	Alabama	Birmingham	0-34	L	2000	Florida	Atlanta, GA	6-28	L
1961	Alabama	Birmingham	0-34	L					
1967	Alabama	Birmingham	3-7	L					
1972	Alabama	Birmingham	17-16	W					
1978	Alabama	Birmingham	16-34	L					
1989	Alabama	Auburn	30-20	W					
2000	Florida	Atlanta, GA	6-28	L					

# Night Games at Jordan-Hare Stadium

DATE	OPP	KICKOFF	SCORE	RESULT	DATE	OPP	KICKOFF	SCORE	RESULT
9/26/15	Mississippi State	6:36	9-17	L	10/31/87	Florida	6:37	29-6	W
11/22/14	Samford	6:03	31-7	W	9/12/87	Kansas	6:00	49-0	W
10/25/14	South Carolina	6:39	42-35	W	11/15/86	Georgia	6:45	16-20	L
10/4/14	#15 LSU	6:01	41-7	W	10/5/85	Ole Miss	6:46	41-0	W
9/6/14	San Jose' State	6:06	59-13	W	11/17/84	Georgia	6:45	21-12	W
10/26/13	Florida Atlantic	6:38	45-10	W	9/22/84	Southern Miss	6:02	35-12	W
10/5/13	#24 Ole Miss	6:03	30-22	W	9/10/83	Southern Miss	6:00	24-3	W
9/14/13	Mississippi State	6:06	24-20	W	9/18/82	Southern Miss	6:00	21-19	W
9/7/13	Arkansas State	6:38	38-9	W	9/19/81	Wake Forest	7:00	21-24	L
8/31/13	Washington State	6:02	31-24	W					
11/10/12	#5 Georgia	6:06	0-38	L	All-Time: 65-15-2 (.805)				
10/27/12	#21 Texas A&M	6:08	21-63	L	First Night Game at Jordan-Hare Stadium: 9/21/1981 vs. Wake Forest				
9/22/12	#2 LSU	6:06	10-12	L	All times listed Central				
10/29/11	Ole Miss	6:02	41-23	W					
10/15/11	Florida	6:07	17-6	W					
9/24/11	Florida Atlantic	6:09	30-14	W					
9/25/10	#12 South Carolina	6:47	35-27	W					
9/18/10	Clemson	6:06	27-24 (OT)	W					
9/4/10	Arkansas State	6:08	52-26	W					
10/17/09	Kentucky	6:35	14-21	L					
9/26/09	Ball State	6:30	54-30	W					
9/19/09	West Virginia	7:50	41-30	W					
9/12/09	Mississippi State	6:07	49-24	W					
9/5/09	Louisiana Tech	6:06	37-13	W					
9/20/08	#6 LSU	6:46	21-26	L					
8/30/08	Louisiana-Monroe	6:05	34-0	W					
11/24/07	Alabama	7:10	17-10	W					
10/27/07	Ole Miss	5:05	17-3	W					
9/22/07	New Mexico State	6:04	55-20	W					
9/8/07	South Florida	8:08	23-26 (OT)	L					
9/1/07	Kansas State	6:49	23-13	W					
10/14/06	#2 Florida	6:48	27-17	W					
9/2/06	Washington State	6:48	40-14	W					
10/1/05	South Carolina	6:07	48-7	W					
9/3/05	Georgia Tech	7:59	14-23	L					
11/22/03	Alabama	6:47	28-23	W					
10/4/03	#7 Tennessee	6:47	28-21	W					
8/30/03	#8 USC	5:10	0-23	L					
9/28/02	Syracuse	8:11	37-34 (OT)	W					
10/13/01	#1 Florida	6:50	23-20	W					
10/6/01	Mississippi State	6:05	16-14	W					
11/11/00	#14 Georgia	6:37	29-26 (OT)	W					
9/16/00	LSU	6:35	34-17	W					
8/31/00	Wyoming	7:02	35-21	W					
11/20/99	#8 Alabama	6:36	17-28	L					
10/16/99	#7 Florida	8:11	14-32	L					
9/11/99	Idaho	6:07	30-23	W					
9/4/99	Appalachian State	6:07	22-15	W					
11/14/98	#14 Georgia	6:35	17-28	L					
9/3/98	Virginia	6:04	0-19	L					
11/22/97	Alabama	6:34	18-17	W					
9/27/97	Central Florida	6:00	41-14	W					
11/2/96	Arkansas	6:05	28-7	W					
9/21/96	#21 LSU	6:34	15-19	L					
9/7/96	Fresno State	6:05	62-0	W					
8/31/96	UAB	6:00	29-0	W					
9/9/95	Chattanooga	6:00	76-10	W					
9/2/95	Ole Miss	6:01	46-13	W					
11/12/94	Georgia	6:05	23-23	T					
9/29/94	Kentucky	7:02	41-14	W					
9/10/94	NE Louisiana	6:01	44-12	W					
9/11/93	Samford	6:00	35-7	W					
9/2/93	Ole Miss	6:00	16-12	W					
9/12/92	Samford	6:00	55-0	W					
9/14/91	Ole Miss	6:00	23-13	W					
8/31/91	Georgia Southern	6:00	32-17	W					
11/17/90	Georgia	6:40	33-10	W					
10/20/90	Florida State	6:30	20-17	W					
9/29/90	Tennessee	6:37	26-26	T					
9/8/90	Cal State Fullerton	6:00	38-17	W					
11/4/89	Florida	6:37	10-7	W					
9/16/89	Southern Miss	5:59	24-3	W					
9/9/89	Pacific	6:00	55-0	W					
9/17/88	Kansas	5:59	56-7	W					

# Televised Games

Date	Opponent	Site	Result	Network	Play-by-Play	Analyst	Sideline
Dec. 31, 1954	Baylor [Gator]	Jacksonville	W 33-13	CBS			
Dec. 31, 1955	Vanderbilt [Gator]	Jacksonville	L 13-25	CBS			
Sept. 27, 1958	Tennessee	Auburn	W 13-0	NBC	Lindsey Nelson	Red Grange	
Jan. 1, 1964	Nebraska [Orange]	Miami	L 7-13	NBC			
Nov. 26, 1964	Alabama	Birmingham	L 14-21	NBC			
Oct. 30, 1965	Florida	Auburn	W 28-17	ABC (R)			
Dec. 18, 1965	Ole Miss [Liberty]	Memphis	L 7-13	ABC			
Dec. 3, 1966	Alabama	Birmingham	L 0-31	ABC			
Dec. 28, 1968	Arizona [Sun]	El Paso	W 34-10	CBS			
Sept. 27, 1969	Tennessee	Knoxville	L 19-45	ABC (R)			
Oct. 25, 1969	LSU	Baton Rouge	L 20-21	ABC (R)			
Dec. 31, 1969	Houston [Bluebonnet]	Houston	L 7-36	Hughes			
Nov. 14, 1970	Georgia	Auburn	L 17-31	ABC (R)			
Jan. 1, 1971	Ole Miss [Gator]	Gainesville	W 35-28	NBC			
Sept. 25, 1971	Tennessee	Knoxville	W 10-9	ABC (R)			
Nov. 27, 1971	Alabama	Birmingham	L 7-31	ABC			
Jan. 1, 1972	Oklahoma [Sugar]	New Orleans	L 22-40	ABC			
Oct. 28, 1972	Florida State	Auburn	W 27-14	ABC (R)			
Nov. 18, 1972	Georgia	Auburn	W 27-10	ABC (R)			
Dec. 30, 1972	Colorado [Gator]	Jacksonville	W 24-3	ABC			
Dec. 1, 1973	Alabama	Birmingham	L 0-35	ABC			
Dec. 19, 1973	Missouri [Sun]	El Paso	L 17-34	CBS			
Nov. 2, 1974	Florida	Gainesville	L 14-25	ABC (R)			
Nov. 29, 1974	Alabama	Birmingham	L 13-17	ABC			
Dec. 30, 1974	Texas [Gator]	Jacksonville	W 27-3	ABC			
Nov. 15, 1975	Georgia	Athens	L 13-28	ABC (R)			
Nov. 29, 1975	Alabama	Birmingham	L 0-28	ABC			
Sept. 25, 1976	Tennessee	Birmingham	W 38-28	ABC (R)			
Oct. 1, 1977	Ole Miss	Auburn	W 21-15	ABC (R)			
Sept. 30, 1978	Tennessee	Birmingham	W 29-10	ABC			
Oct. 21, 1978	Georgia Tech	Auburn	L 10-24	ABC			
Nov. 28, 1981	Alabama	Birmingham	L 17-28	ABC			
Nov. 27, 1982	Alabama	Birmingham	W 23-22	ABC	Keith Jackson		
Dec. 18, 1982	Boston College [Tangerine]	Orlando	W 33-26	ESPN	Sam Rosen	Paul McGuire	
Sept. 17, 1983	Texas	Auburn	L 7-20	CBS (R)			
Nov. 12, 1983	Georgia	Athens	W 13-7	ABC (R)	Keith Jackson	Frank Broyles	Tim Brandt
Dec. 3, 1983	Alabama	Birmingham	W 23-20	ABC			
Jan. 2, 1984	Michigan [Sugar]	New Orleans	W 9-7	ABC			
Aug. 28, 1984	Miami [Kickoff Classic]	East Rutherford	L 18-20	KATZ	Curt Gowdy	Len Dawson	
Sept. 15, 1984	Texas	Austin	L 27-35	ESPN	Jim Thacker	Paul McGuire	
Sept. 29, 1984	Tennessee	Auburn	W 29-10	ABC	Bob Neal	Tim Foley	
Oct. 6, 1984	Ole Miss	Oxford	W 17-13	WTBS			
Nov. 3, 1984	Florida	Gainesville	L 3-24	ABC	Al Michaels	Lee Grosscup	Lynn Swann
Nov. 17, 1984	Georgia	Auburn	W 21-12	ESPN			
Dec. 1, 1984	Alabama	Birmingham	L 15-17	ABC	Al Michaels	Lee Grosscup	Lynn Swann
Dec. 27, 1984	Arkansas [Liberty]	Memphis	W 21-15	KATZ	Curt Gowdy	Len Dawson	
Sept. 7, 1985	Louisiana-Lafayette	Auburn	W 49-7	WTBS	Bob Neal	Tim Foley	
Sept. 28, 1985	Tennessee	Knoxville	L 20-38	ABC			
Oct. 5, 1985	Ole Miss	Auburn	W 41-0	ESPN	Jim Kelley	Paul McGuire	
Oct. 12, 1985	Florida State	Auburn	W 59-27	WTBS	Bob Neal	Tim Foley	
Oct. 19, 1985	Georgia Tech	Atlanta	W 17-14	CBS	Jim Thacker	Steve Davis	
Nov. 16, 1985	Georgia	Athens	W 24-10	ABC (R)			
Nov. 30, 1985	Alabama	Birmingham	L 23-25	ABC	Keith Jackson	Frank Broyles	
Jan. 1, 1986	Texas A&M [Cotton]	Dallas	L 16-36	CBS	Brent Musburger	Ara Parseghian	
Sept. 27, 1986	Tennessee	Auburn	W 34-8	WTBS			
Oct. 11, 1986	Vanderbilt	Nashville	W 31-9	WTBS	Bob Neal	Tim Foley	
Oct. 25, 1986	Mississippi State	Starkville	W 35-6	ESPN	Mike Patrick	Pat McInalley	
Nov. 8, 1986	Cincinnati	Auburn	W 52-7	ABC (R)	Corey McPherrin	Lynn Swann	Mike Adamele
Nov. 15, 1986	Georgia	Auburn	L 16-20	ESPN	Mike Patrick	Pat McInalley	Tim Brando
Nov. 29, 1986	Alabama	Birmingham	W 21-17	ABC	Keith Jackson	Tim Brandt	
Jan. 1, 1987	Southern Cal [Citrus]	Orlando	W 16-7	ABC			
Sept. 5, 1987	Texas	Auburn	W 31-3	ESPN			
Sept. 26, 1987	Tennessee	Knoxville	T 20-20	WTBS	Bob Neal	Tim Foley	
Oct. 10, 1987	Vanderbilt	Auburn	W 48-15	WTBS	Bob Neal	Tim Foley	
Oct. 31, 1987	Florida	Auburn	W 29-6	ESPN	Jim Kelly	Kevin Kiley	
Nov. 7, 1987	Florida State	Auburn	L 6-34	CBS	Brent Musburger	Pat Haden	
Nov. 14, 1987	Georgia	Athens	W 27-11	ESPN			
Nov. 27, 1987	Alabama	Birmingham	W 10-0	CBS	Jim Lampley	Tim Brandt	
Jan. 1, 1988	Syracuse [Sugar]	New Orleans	T 16-16	ABC			

# Televised Games

Date	Opponent	Site	Result	Network	Play-by-Play	Analyst	Sideline
Sept. 10, 1988	Kentucky	Auburn	W 20-10	WTBS	Bob Neal	Tim Foley	
Sept. 24, 1988	Tennessee	Auburn	W 38-6	CBS	Verne Lundquist	Pat Haden	Pat O'Brien
Oct. 8, 1988	LSU	Baton Rouge	L 6-7	ESPN	Mike Patrick	Kevin Kiley	Chris Fowler
Oct. 29, 1988	Florida	Gainesville	W 16-0	ESPN	Roger Twibell	Lee Corso	Chuck Brookfield
Nov. 12, 1988	Georgia	Auburn	W 20-10	CBS	Brent Musburger	Pat Haden	John Dockery
Nov. 25, 1988	Alabama	Auburn	W 15-10	CBS	Tim Brandt	John Dockery	James Brown
Jan. 2, 1989	Florida State [Sugar]	New Orleans	L 7-13	ABC	Frank Gifford	Lynn Swann	Mike Adamle
Sept. 30, 1989	Tennessee	Knoxville	L 14-21	CBS	Jim Nantz	Pat Haden	John Dockery
Oct. 7, 1989	Kentucky	Lexington	W 24-12	TBS	Bob Neal	Tim Foley	
Oct. 14, 1989	LSU	Auburn	W 10-6	CBS	Jim Nantz	Pat Haden	John Dockery
Oct. 21, 1989	Florida State	Tallahassee	L 14-22	ESPN	Ron Franklin	Kevin Kiley	
Nov. 4, 1989	Florida	Auburn	W 10-7	ESPN	Ron Franklin	Kevin Kiley	
Nov. 18, 1989	Georgia	Athens	W 20-3	TBS	Bob Neal	Tim Foley	
Dec. 2, 1989	Alabama	Auburn	W 30-20	CBS	Jim Nantz	Pat Haden	John Dockery
Jan. 1, 1989	Ohio St. [Hall of Fame]	Orlando	W 31-14	NBC			
Sept. 29, 1990	Tennessee	Auburn	T 26-26	ESPN	Ron Franklin	Gary Danielson	
Oct. 20, 1990	Florida State	Auburn	W 20-17	ESPN	Ron Franklin	Gary Danielson	
Nov. 3, 1990	Florida	Gainesville	L 7-48	ESPN	Ron Franklin	Gary Danielson	
Nov. 17, 1990	Georgia	Auburn	W 33-10	ESPN	Sean McDonough	Mike Gottfried	
Dec. 1, 1990	Alabama	Birmingham	L 7-16	CBS	Jim Nantz	Tim Brandt	John Dockery
Dec. 29, 1990	Indiana [Peach]	Atlanta	W 27-23	ABC	Gary Bender	Lynn Swann	
Sept. 21, 1991	Texas	Austin	W 14-10	ESPN	Ron Franklin	Mike Gottfried	
Sept. 28, 1991	Tennessee	Knoxville	L 21-30	ESPN	Ron Franklin	Mike Gottfried	
Oct. 5, 1991	Southern Miss	Auburn	L 9-10	TBS	Bob Neal	Tim Foley	
Oct. 26, 1991	Mississippi State	Auburn	L 17-24	ABC (R)	Gary Bender	Lynn Swann	
Nov. 2, 1991	Florida	Auburn	L 10-31	ABC (R)	Keith Jackson	Bob Griese	Jack Arute
Nov. 16, 1991	Georgia	Athens	L 27-37	TBS			
Nov. 30, 1991	Alabama	Birmingham	L 6-13	ESPN			
Sept. 19, 1992	LSU	Auburn	W 30-28	JP (R)	Bob Carpenter	Tim Foley	Bob Kessler
Oct. 17, 1992	Florida	Gainesville	L 9-24	ABC (R)	Steve Zabriskie	Bo Schembechler	
Nov. 14, 1992	Georgia	Auburn	L 10-14	ABC (R)	Mark Jones	John Spagnola	
Nov. 26, 1992	Alabama	Birmingham	L 0-17	ABC	Brent Musburger	Dick Vermeil	Julie Moran
Sept. 3, 1994	Ole Miss	Oxford	W 22-17	JP (R)	Bob Carpenter	Dave Rowe	
Sept. 17, 1994	LSU	Auburn	W 30-26	JP (R)	Bob Carpenter	Tim Foley	Bob Kessler
Sept. 29, 1994	Kentucky	Auburn	W 41-14	ESPN	Mike Patrick	Mike Gottfried	Dr. Jerry Punch
Oct. 8, 1994	Mississippi State	Starkville	W 42-18	ABC (R)	Terry Gannon	John Spagnola	
Oct. 15, 1994	Florida	Gainesville	W 36-33	ABC (R)	Brent Musburger	Dick Vermeil	Jack Arute
Oct. 29, 1994	Arkansas	Auburn	W 31-14	JP (R)	Bob Carpenter	Dave Rowe	Bob Kessler
Nov. 12, 1994	Georgia	Auburn	T 23-23	ESPN	Ron Franklin	Mike Gottfried	Mike Adamle
Nov. 19, 1994	Alabama	Birmingham	L 14-21	ABC (R)	Keith Jackson	Bob Griese	Lynn Swann
Oct. 14, 1995	Florida	Auburn	L 38-49	ABC (R)	Terry Gannon	Tim Brant	John Spagnola
Oct. 28, 1995	Arkansas	Auburn	L 28-30	ESPN	Ron Franklin	Mike Gottfried	Mike Adamle
Nov. 11, 1995	Georgia	Athens	W 37-31	ESPN	Brad Nessler	Gary Danielson	Adrian Karsten
Nov. 18, 1995	Alabama	Auburn	W 31-27	ESPN	Ron Franklin	Mike Gottfried	Mike Adamle
Jan. 1, 1996	Penn State [Outback]	Tampa	L 14-43	ESPN	Ron Franklin	Mike Gottfried	Adrian Karsten
Sept. 14, 1996	Ole Miss	Oxford	W 45-27	JP/ESPN2	Tim Brando	Dave Rowe	Bob Kessler
Sept. 21, 1996	LSU	Auburn	L 15-19	ESPN	Ron Franklin	Mike Gottfried	Kellen Winslow
Oct. 5, 1996	South Carolina	Auburn	W 28-24	CBS (R)	Jim Nantz	Terry Donahue	Michele Tafoya
Oct. 12, 1996	at Mississippi State	Starkville	W 49-15	JP (R)	Tim Brando	Dave Rowe	Bob Kessler
Oct. 19, 1996	at Florida	Gainesville	L 10-51	CBS (R)	Jim Nantz	Terry Donahue	Michele Tafoya
Nov. 2, 1996	Arkansas	Auburn	W 28-7	ESPN2	Dave Barnett	Todd Christensen	Pam Ward
Nov. 16, 1996	Georgia (4OT)	Auburn	L 49-56	CBS (R)	Sean McDonough	Mike Mayock	Gus Johnson
Nov. 23, 1996	Alabama	Birmingham	L 23-24	ESPN	Ron Franklin	Mike Gottfried	Kellen Winslow
Dec., 31, 1996	Army [Independence]	Shreveport	W 32-29	ESPN			
Sept. 4, 1997	Virginia	Charlottesville	W 28-17	ESPN	Mike Patrick	Mike Gottfried	Dr. Jerry Punch
Sept. 13, 1997	Ole Miss	Auburn	W 19-9	JP/ESPN2	Bob Kessler	Dave Rowe	Warren Pepper
Sept. 20, 1997	LSU	Baton Rouge	W 31-28	ESPN	Ron Franklin	Mike Gottfried	Adrian Karsten
Oct. 4, 1997	South Carolina	Columbia	W 23-6	JP (R)	Tim Brando	Dave Rowe	Bob Kessler
Oct. 18, 1997	Florida	Auburn	L 10-24	CBS	Sean McDonough	Terry Donahue	Michele Tafoya
Oct. 25, 1997	Arkansas	Fayetteville	W 26-21	ESPN2	Ron Franklin	Mike Gottfried	Adrian Karsten
Nov. 15, 1997	Georgia	Athens	W 45-34	ESPN	Ron Franklin	Mike Gottfried	Adrian Karsten
Nov. 22, 1997	Alabama	Auburn	W 18-17	ESPN	Ron Franklin	Mike Gottfried	Adrian Karsten
Dec. 2, 1997	Tennessee [SEC]	Atlanta	L 29-30	ABC	Keith Jackson	Bob Griese	Lynn
Jan. 2, 1998	Clemson [Peach]	Atlanta	W 21-17	ESPN	Dave Barnett	Bill Curry	Dave Ryan
Sept. 3, 1998	Virginia	Auburn	L 0-19	ESPN	Mike Tirico	Mike Gottfried	Dr. Jerry Punch
Sept. 12, 1998	Ole Miss	Oxford	W 17-0	FoxSS (R)	Dave Neal	Charles Davis	Ralph Sheheen
Sept. 19, 1998	LSU	Auburn	L 19-31	ESPN	Ron Franklin	Mike Gottfried	Adrian Karsten
Oct. 3, 1998	Tennessee	Auburn	L 9-17	CBS	Sean McDonough	Terry Donahue	Mike Mayock
Oct. 10, 1998	Mississippi State	Starkville	L 21-38	JP (R)	Bob Kessler	Dave Rowe	David Logan

# Televised Games

Date	Opponent	Site	Result	Network	Play-by-Play	Analyst	Sideline	
Oct. 17, 1998	Florida	Gainesville	L	3-24	CBS	Sean McDonough	Terry Donahue	Mike Mayock
Nov. 14, 1998	Georgia	Auburn	L	17-28	ESPN	Ron Franklin	Mike Gottfried	Adrian Karsten
Nov. 21, 1998	at Alabama	Birmingham	L	17-31	ESPN	Ron Franklin	Mike Gottfried	Adrian Karsten
Sept. 18, 1999	at LSU	Baton Rouge	W	41-7	ESPN	Ron Franklin	Mike Gottfried	Adrian Karsten
Sept. 25, 1999	Ole Miss (OT)	Auburn	L	17-24	JP (R)	Dave Neal	Dave Rowe	Greg Bowser
Oct. 2, 1999	at Tennessee	Knoxville	L	0-24	ESPN	Ron Franklin	Mike Gottfried	Adrian Karsten
Oct. 9, 1999	Mississippi State	Auburn	L	16-18	JP (R)	Dave Neal	Dave Rowe	Greg Bowser
Oct. 16, 1999	Florida	Auburn	L	14-32	ESPN	Steve Levy	Todd Christensen	Holly Rowe
Oct. 30, 1999	at Arkansas	Fayetteville	L	10-34	JP (R)	Dave Neal	Dave Rowe	Greg Bowser
Nov. 13, 1999	at Georgia	Athens	W	38-21	ESPN2	Steve Levy	Todd Christensen	Holly Rowe
Nov. 20, 1999	Alabama	Auburn	L	17-28	ESPN	Ron Franklin	Mike Gottfried	Adrian Karsten
Aug. 31, 2000	Wyoming	Auburn	W	35-21	ESPN	Mike Tirico	Lee Corso/ Kirk Herbstreit	Dr. Jerry Punch Kirk Herbstreit
Sept. 9, 2000	Ole Miss	Oxford	W	35-27	ESPN2	Ron Franklin	Mike Gottfried	Adrian Karsten
Sept. 16, 2000	LSU	Auburn	W	34-17	ESPN	Ron Franklin	Mike Gottfried	Adrian Karsten
Oct. 7, 2000	Mississippi State	Starkville	L	10-17	CBS (R)	Craig Bolderjack	Dean Blevins	
Oct. 14, 2000	Florida	Gainesville	L	7-38	CBS	Verne Lundquist	Todd Blackledge	Jill Arrington
Nov. 11, 2000	Georgia (OT)	Auburn	W	29-26	ESPN	Dave Barnett	Bill Curry	Michelle Tafoya
Nov. 18, 2000	Alabama	Tuscaloosa	W	9-0	CBS	Verne Lundquist	Todd Blackledge	Jill Arrington
Dec. 2, 2000	Florida [SEC]	Atlanta	L	6-28	ABC	Brent Musburger	Gary Danielson	Jack Arute
Jan. 1, 2001	Michigan [Citrus]	Orlando	L	28-31	ABC	Sean Grande	David Norrie	Chip Tarkenton
Sept. 8, 2001	Ole Miss	Auburn	W	27-21	JP (R)	Dave Steele	Dave Rowe	Warren Pepper
Sept. 22, 2001	Syracuse	Syracuse	L	14-31	ESPN	Mike Tirico	Mike Golic	Dave Ryan
Oct. 6, 2001	Mississippi State	Auburn	W	16-14	ESPN2	Dave Barenett	Bill Curry/ Mike Golic	Dave Ryan
Oct. 13, 2001	Florida	Auburn	W	23-20	ESPN	Ron Franklin	Mike Gottfried	Adrian Karsten
Oct. 27, 2001	Arkansas	Fayetteville	L	17-42	JP (R)	Dave Neal	Dave Rowe	Charles Davis
Nov. 10, 2001	Georgia	Athens	W	24-21	CBS	Verne Lundquist	Todd Blackledge	Jill Arrington
Nov. 17, 2001	Alabama	Auburn	L	7-31	CBS	Craig Bolderjack	Andre Ware	
Dec. 1, 2001	LSU	Baton Rouge	L	14-27	ESPN	Ron Franklin	Mike Gottfried	Adrian Karsten
Dec. 31, 2001	North Carolina [Peach]	Atlanta	L	10-16	ESPN			
Sept. 2, 2002	Southern Cal	Los Angeles	L	17-24	ABC	Keith Jackson	Dan Fouts	Todd Harris
Sept. 13, 2002	Vanderbilt	Auburn	W	31-6	JP (R)	Dave Neal	Dave Rowe	Dave Baker
Sept. 19, 2002	Mississippi State	Starkville	W	42-14	ESPN	Chris Fowler	Lee Corso/ Kirk Herbstreit	Dr. Jerry Punch
Sept. 28, 2002	Syracuse (3OT)	Auburn	W	37-34	ESPN2	Jeff Hullinger	Todd Christensen	Stacy Paetz
Oct. 12, 2002	Arkansas	Auburn	L	17-38	JP (R)	Dave Neal	Dave Rowe	Dave Baker
Oct. 19, 2002	Florida (OT)	Gainesville	L	23-30	ESPN	Ron Franklin	Mike Gottfried	
Oct. 26, 2002	LSU	Auburn	W	31-7	JP (R)	Dave Neal	Dave Rowe	Dave Baker
Nov. 2, 2002	Ole Miss	Oxford	W	31-24	JP (R)	Dave Neal	Dave Rowe	Dave Baker
Nov. 16, 2002	Georgia	Auburn	L	21-24	CBS	Vern Lunquest	Todd Blackledge	Jill Arrington
Nov. 23, 2002	Alabama	Tuscaloosa	W	17-7	CBS	Ron Franklin	Mike Gottfried	Adrian Karsten
Jan. 1, 2003	Penn State [Capital One]	Orlando	W	13-9	ABC	Sean McDonough	David Norrie	Mike Mayock
Aug. 30, 2003	Southern Cal	Los Angeles	L	0-23	CBS	Verne Lundquist	Todd Blackledge	Jill Arrington
Sept. 6, 2003	Georgia Tech	Atlanta	L	3-17	ABC	Gary Thorne	David Norrie	
Sept. 13, 2003	Vanderbilt	Nashville	W	45-7	JP (R)	Dave Neal	Dave Rowe	Dave Baker
Oct. 4, 2003	Tennessee	Auburn	W	28-21	ESPN	Ron Franklin	Mike Gottfried	Adrian Karsten
Oct. 11, 2003	Arkansas	Fayetteville	W	10-3	JP (R)	Dave Neal	Dave Rowe	Dave Baker
Oct. 25, 2003	LSU	Baton Rouge	L	7-31	ESPN	Ron Franklin	Mike Gottfried	Adrian Karsten
Nov. 8, 2003	Ole Miss	Auburn	L	20-24	CBS	Verne Lundquist	Todd Blackledge	Jill Arrington
Nov. 15, 2003	Georgia	Athens	L	7-26	CBS	Verne Lundquist	Todd Blackledge	Jill Arrington
Nov. 22, 2003	Alabama	Auburn	W	28-23	ESPN	Ron Franklin	Mike Gottfried	Adrian Karsten
Dec. 31, 2003	Wisconsin [Music City]	Nashville	W	28-14	ESPN	Pam Ward	Chris Spielman	Matt Winer
Sept. 11, 2004	Mississippi State	Starkville	W	43-14	JP (R)	Dave Neal	Dave Rowe	Dave Baker
Sept. 18, 2004	LSU	Auburn	W	10-9	CBS	Craig Bolderjack	Randy Cross	Dwayne Ballen
Oct. 2, 2004	Tennessee	Knoxville	W	34-10	ESPN	Ron Franklin	Mike Gottfried	Erin Andrews
Oct. 16, 2004	Arkansas	Auburn	W	38-20	CBS	Verne Lundquist	Todd Blackledge	Tracy Wolfson
Oct. 30, 2004	Ole Miss	Oxford	W	35-14	ESPN	Ron Franklin	Mike Gottfried	Erin Andrews
Nov. 13, 2004	Georgia	Auburn	W	24-6	CBS	Verne Lundquist	Todd Blackledge	Tracy Wolfson
Nov. 20, 2004	Alabama	Tuscaloosa	W	21-13	CBS	Verne Lundquist	Todd Blackledge	Tracy Wolfson
Dec. 4, 2004	Tennessee [SEC]	Atlanta	W	38-28	CBS	Verne Lundquist	Todd Blackledge	Tracy Wolfson
Jan. 3, 2005	Virginia Tech [Sugar]	New Orleans	W	16-13	ABC	Mike Tirico	Tim Brandt/ Terry Bowden	Suzie Shuster
Sept. 3, 2005	Georgia Tech	Auburn	L	14-23	ESPN	Ron Franklin	Bob Davie	Holly Rowe
Sept. 10, 2005	Mississippi State	Auburn	W	28-0	JP (R)	Dave Neal	Dave Rowe	Dave Baker
Oct. 1, 2005	South Carolina	Auburn	W	48-7	ESPN2	Sean McDonough	Mike Gottfried	Sam Ryan
Oct. 22, 2005	LSU (OT)	Baton Rouge	L	17-20	ESPN	Ron Franklin	Bob Davie	Holly Rowe
Oct. 29, 2005	Ole Miss	Auburn	W	27-3	JP (R)	Dave Neal	Dave Rowe	Dave Baker
Nov. 12, 2005	Georgia	Athens	W	31-30	ESPN	Ron Franklin	Bob Davie	Holly Rowe



# Televised Games

Date	Opponent	Site	Result	Network	Play-by-Play	Analyst	Sideline
Nov. 19, 2005	Alabama	Auburn	W 28-18	CBS	Verne Lundquist	Todd Blackledge	Tracy Wolfson
Jan. 2, 2006	Wisconsin [Capital One]	Orlando	L 10-24	ABC	Ron Franklin	Bob Davie	Holly Rowe
Sept. 2, 2006	Washington State	Auburn	W 40-14	ESPN2	Ron Franklin	Ed Cunningham	Dr. Jerry Punch
Sept. 9, 2006	Mississippi State	Starkville	W 34-0	LFS (R)	Dave Neal	Dave Rowe	Dave Baker
Sept. 16, 2006	LSU	Auburn	W 7-3	CBS	Craig Bolerjack	Steve Beuerlein	
Sept. 28, 2006	South Carolina	Columbia	W 24-17	ESPN	Chris Fowler	Kirk Herbstreit	Erin Andrews
Oct. 7, 2006	Arkansas	Auburn	L 10-27	CBS	Craig Bolerjack	Steve Beuerlein	
Oct. 14, 2006	Florida	Auburn	W 27-17	ESPN	Mike Patrick	Todd Blackledge	Holly Rowe
Oct. 28, 2006	Ole Miss	Oxford	W 23-17	LFS (R)	Dave Neal	Dave Rowe	Dave Baker
Nov. 11, 2006	Georgia	Auburn	L 15-37	LFS (R)	Dave Neal	Dave Rowe	Dave Baker
Nov. 18, 2006	Alabama	Tuscaloosa	W 22-15	CBS	Verne Lundquist	Gary Danielson	Tracy Wolfson
Jan. 1, 2007	Nebraska [AT&T Cotton]	Dallas	W 17-14	FOX	Pat Summerall	Brian Baldinger	Krista Voda
Sept. 1, 2007	Kansas State	Auburn	W 23-13	ESPN	Ron Franklin	Ed Cunningham	Holly Rowe
Sept. 8, 2007	South Florida	Auburn	L 23-26	ESPN2	Dan Fouts	Tim Brandt	Todd Harris
Sept. 15, 2007	Mississippi State	Auburn	L 14-19	LFS (R)	Dave Neal	Dave Archer	Dave Baker
Sept. 29, 2007	Florida	Gainesville	W 20-17	ESPN	Mike Patrick	Todd Blackledge	Holly Rowe
Oct. 6, 2007	Vanderbilt	Auburn	W 35-7	LFS (R)	Dave Neal	Dave Archer	Dave Baker
Oct. 13, 2007	Arkansas	Fayetteville	W 9-7	ESPN	Mike Patrick	Todd Blackledge	Holly Rowe
Oct. 20, 2007	LSU	Baton Rouge	L 24-30	ESPN	Mike Patrick	Todd Blackledge	Holly Rowe
Nov. 10, 2007	Georgia	Athens	L 20-45	CBS	Verne Lundquist	Gary Danielson	Tracy Wolfson
Nov. 24, 2007	Alabama	Auburn	W 17-10	ESPN	Mike Patrick	Todd Blackledge	Holly Rowe
Dec. 31, 2007	Clemson [Chick-fil-A] (OT)	Atlanta	W 23-20	ESPN	Brad Nessler	Bob Griese/ Paul Maguire	Bonnie Bernstein
Sept. 6, 2008	Southern Miss	Auburn	W 27-13	Raycom (R)	Dave Neal	Dave Archer	Dave Baker
Sept. 13, 2008	Mississippi State	Starkville	W 3-2	ESPN2	Mark Jones	Bob Davie	
Sept. 20, 2008	LSU	Auburn	L 16-21	ESPN	Mike Patrick	Todd Blackledge	Holly Rowe
Sept. 27, 2008	Tennessee	Auburn	W 14-12	CBS	Vern Lunquest	Gary Danielson	Tracy Wolfson
Oct. 4, 2008	Vanderbilt	Nashville	L 13-14	ESPN	Brent Musburger	Kirk Herbstreit	Lisa Salters
Oct. 23, 2008	West Virginia	Morgantown	L 17-34	ESPN	Rece Davis	Mark May/ Lou Holtz	Erin Andrews
Nov. 1, 2008	Ole Miss	Oxford	L 7-17	Raycom (R)	Dave Neal	Dave Archer	Dave Baker
Nov. 15, 2008	Georgia	Auburn	L 13-17	Raycom (R)	Dave Neal	Dave Archer	Dave Baker
Nov. 29, 2008	Alabama	Tuscaloosa	L 0-36	CBS	Verne Lundquist	Gary Danielson	Tracy Wolfson
Sept. 5, 2009	Louisiana Tech	Auburn	W 37-13	ESPNU	Eric Collins	Brock Huard	Beth Mowins
Sept. 12, 2009	Mississippi State	Auburn	W 49-24	Fox SS (R)	Bob Rathbun	Dave Archer	Jenn Hildreth
Sept. 19, 2009	West Virginia	Auburn	W 41-30	ESPN2	Mark Jones	Bob Davie	
Sept. 26, 2009	Ball State	Auburn	W 54-30	Fox SS (R)	Bob Rathbun	Dave Archer	Jenn Hildreth
Oct. 3, 2009	Tennessee	Knoxville	W 26-22	ESPN	Brad Nessler	Todd Blackledge	Erin Andrews
Oct. 10, 2009	Arkansas	Fayetteville	L 23-44	ESPN	Dave Pasche	Bob Griese/ Chris Spielman	
Oct. 17, 2009	Kentucky	Auburn	L 14-21	ESPNU	Eric Collins	Brock Huard	
Oct. 24, 2009	LSU	Baton Rouge	L 10-31	ESPN2	Mark Jones	Bob Davie	
Oct. 31, 2009	Ole Miss	Auburn	W 33-20	SEC Net (R)	Dave Neal	Andre Ware	Cara Capuano
Nov. 14, 2009	Georgia	Athens	L 24-31	ESPN2	Mark Jones	Bob Davie	
Nov. 27, 2009	Alabama	Auburn	L 21-26	CBS	Craig Bolerjack	Steve Beuerlein	
Jan. 1, 2010	Northwestern [Outback] (OT)	Tampa	W 38-35	ESPN	Dave Pasch	Bob Griese/ Chris Spielman	Rob Stone
Sept. 4, 2010	Arkansas State	Auburn	W 52-26	Fox SS (R)	Bob Rathbun	Tim Couch	Jenn Hildreth
Sept. 9, 2010	Mississippi State	Starkville	W 17-14	ESPN	Rece Davis	Craig James/ Jesse Palmer	Jenn Brown
Sept. 18, 2010	Clemson (OT)	Auburn	W 27-24	ESPN ESPN 3D	Brent Musburger Joe Tessitore	Kirk Herbstreit Tim Brown	Erin Andrews Tom Luginbill
Sept. 25, 2010	South Carolina	Auburn	W 35-27	ESPN ESPN 3D	Brad Nessler Joe Tessitore	Todd Blackledge Tim Brown	Holly Rowe Ray Bentley
Oct. 2, 2010	Louisiana-Monroe	Auburn	W 52-3	ESPNU	Clay Matvick	Herm Edwards	Elizabeth Moreau
Oct. 9, 2010	Kentucky	Lexington	W 37-34	ESPN2	Mark Jones	Bob Davie	
Oct. 16, 2010	Arkansas	Auburn	W 65-43	CBS	Verne Lundquist	Gary Danielson	Tracy Wolfson
Oct. 23, 2010	LSU	Auburn	W 24-17	CBS	Verne Lundquist	Gary Danielson	Tracy Wolfson
Oct. 30, 2010	Ole Miss	Oxford	W 51-31	ESPN2	Mark Jones	Bob Davie	Quint Kessenich
Nov. 13, 2010	Georgia	Auburn	W 49-31	CBS	Verne Lundquist	Gary Danielson	Tracy Wolfson
Nov. 26, 2010	Alabama	Tuscaloosa	W 28-27	CBS	Verne Lundquist	Gary Danielson	Tracy Wolfson
Dec. 4, 2010	South Carolina [SEC]	Atlanta	W 56-17	CBS	Verne Lundquist	Gary Danielson	Tracy Wolfson
Jan. 10, 2011	Oregon [BCS Championship]	Glendale	W 22-19	ESPN	Brent Musburger	Kirk Herbstreit	Erin Andrews/ Tom Rinaldi
				ESPN3D	Joe Tessitore	Tim Brown/ Todd Blackledge	Wendi Nix

# Televised Games

Date	Opponent	Site	Result	Network	Play-by-Play	Analyst	Sideline
Sept. 3, 2011	Utah State	Auburn	W 42-38	ESPN2	Beth Mowins	Mike Belloti	
Sept. 10, 2011	Mississippi State	Auburn	W 41-34	SEC Net. (R)	Dave Neal	Andre Ware	Cara Capuano
Sept. 17, 2011	Clemson	Clemson	L 24-38	ABC	Dave Pasch	Chris Spielman/ Urban Meyer	Quint Kessenich
Sept. 24, 2011	Florida Atlantic	Auburn	W 30-14	Fox SS (R)	Bob Rathbun	Tim Couch	Kristina Akra
Oct. 1, 2011	South Carolina	Columbia	W 16-13	CBS	Spero Dedes	Steve Beuerlein	Otis Livingston
Oct. 8, 2011	Arkansas	Fayetteville	L 14-38	ESPN	Brad Nessler	Todd Blackledge	Holly Rowe
Oct. 15, 2011	Florida	Auburn	W 17-6	ESPN	Brad Nessler	Todd Blackledge	Holly Rowe
Oct. 22, 2011	LSU	Baton Rouge	L 10-45	CBS	Verne Lundquist	Gary Danielson	Tracy Wolfson
Oct. 29, 2011	Ole Miss	Auburn	W 41-23	ESPNU			
Nov. 12, 2011	Georgia	Athens	L 7-45	CBS	Verne Lundquist	Gary Danielson	Tracy Wolfson
Nov. 26, 2011	Alabama	Auburn	L 14-42	CBS	Verne Lundquist	Gary Danielson	Tracy Wolfson
Dec. 31, 2011	Virginia [Chick-fil-A]	Atlanta	W 43-24	ESPN/3D	Brad Nessler	Todd Blackledge	Holly Rowe
Sept. 1, 2012	Clemson	Atlanta	L 19-26	ESPN	Brad Nessler	Todd Blackledge	Holly Rowe
Sept. 8, 2012	Mississippi State	Starkville	L 10-28	ESPN/3D	Dave Pasch	Brian Griese	Jenn Brown
Sept. 15, 2012	ULM (OT)	Auburn	W 31-28	SEC Net. (R)	Dave Neal	Andre Ware	Cara Capuano
Sept. 22, 2012	LSU	Auburn	L 10-12	ESPN	Brad Nessler	Todd Blackledge	Holly Rowe
Oct. 6, 2012	Arkansas	Auburn	L 7-24	ESPN2	Beth Mowins	Joey Galloway	Tom Luginbill
Oct. 13, 2012	Ole Miss	Oxford	L 20-41	SEC Net. (R)	Dave Neal	Andre Ware	Angela Mallen
Oct. 20, 2012	Vanderbilt	Nashville	L 13-17	SEC Net. (R)	Dave Neal	Andre Ware	Cara Capuano
Oct. 27, 2012	Texas A&M	Auburn	L 21-63	ESPNU	Clay Matvick	Matt Stinchcomb	Allison Williams
Nov. 3, 2012	New Mexico State	Auburn	W 42-7	CSS (R)	Matt Stewart	Chris Doering	Angela Mallen
Nov. 10, 2012	Georgia	Auburn	L 0-38	ESPN2	Mark Jones	Brook Huard	Allison Williams
Nov. 24, 2012	Alabama	Tuscaloosa	L 0-49	CBS	Verne Lundquist	Gary Danielson	Tracy Wolfson
Aug. 31, 2013	Washington State	Auburn	W 31-24	ESPNU	Clay Matvick	Matt Stinchcomb	Dawn Davenport
Sept. 7, 2013	Arkansas State	Auburn	W 38-9	FSN	Bob Rathbun	Tim Couch	Elizabeth Moreau
Sept. 14, 2013	Mississippi State	Auburn	W 24-20	ESPN2	Mark Jones	Brook Huard	Maria Taylor
Sept. 21, 2013	LSU	Baton Rouge	L 21-35	ESPN	Brad Nessler	Todd Blackledge	Holly Rowe
Oct. 5, 2013	Ole Miss	Auburn	W 30-22	ESPNU	Clay Matvick	Matt Stinchcomb	Dawn Davenport
Oct. 19, 2013	Texas A&M	College Station	W 45-41	CBS	Verne Lundquist	Gary Danielson	Tracy Wolfson
Oct. 26, 2013	Florida Atlantic	Auburn	W 45-10	FSN	Bob Rathbun	Tim Couch	Elizabeth Moreau
Nov. 2, 2013	Arkansas	Fayetteville	W 35-17	ESPN2	Joe Tessitore	Matt Millen	Maria Taylor
Nov. 9, 2013	Tennessee	Knoxville	W 55-23	ESPN	Dave Pasch	Brian Griese	Tom Luginbill
Nov. 16, 2013	Georgia	Auburn	W 43-38	CBS	Verne Lundquist	Gary Danielson	Tracy Wolfson
Nov. 30, 2013	Alabama	Auburn	W 34-28	CBS	Verne Lundquist	Gary Danielson	Tracy Wolfson
Dec. 7, 2013	Missouri [SEC]	Atlanta	W 59-42	CBS	Verne Lundquist	Gary Danielson	Tracy Wolfson
Jan. 6, 2014	Florida St. [BCS Championship]	Pasadena	L 31-34	ESPN	Brent Musberger	Kirk Herbstreit	Tom Rinaldi
Aug. 30, 2014	Arkansas	Auburn	W 45-21	SECN	Brent Musberger	Jesse Palmer	Maria Taylor
Sept. 6, 2014	San Jose' State	Auburn	W 59-13	ESPN2	Dave Pasch	Brian Griese	Tom Luginbill
Sept. 18, 2014	Kansas State	Manhattan	W 20-14	ESPN	Dave Pasch	Jesse Palmer/ David Pollack	Samantha Ponder
Sept. 27, 2014	Louisiana Tech	Auburn	W 45-17	SECN	Brent Musberger	Jesse Palmer	Maria Taylor
Oct. 4, 2014	LSU	Auburn	W 41-7	ESPN	Brad Nessler	Todd Blackledge	Holly Rowe
Oct. 11, 2014	Mississippi State	Starkville	L 23-38	CBS	Verne Lundquist	Gary Danielson	Allie LaForce
Oct. 25, 2014	South Carolina	Auburn	W 42-35	SECN	Brent Musberger	Jesse Palmer	Maria Taylor
Nov. 1, 2014	Ole Miss	Oxford	W 35-31	ESPN	Brad Nessler	Todd Blackledge	Holly Rowe
Nov. 8, 2014	Texas A&M	Auburn	L 38-41	CBS	Carter Blackburn	Aaron Taylor	Jamie Erdahl
Nov. 15, 2014	Georgia	Athens	L 7-34	ESPN	Brad Nessler	Todd Blackledge	Holly Rowe
Nov. 22, 2014	Samford	Auburn	W 31-7	ESPNU	Clay Matvick	Anthony Becht	
Nov. 29, 2014	Alabama	Tuscaloosa	L 44-55	SECN	Brent Musberger	Jesse Palmer	Maria Taylor
Jan. 1, 2015	Wisconsin (OT) [Outback]	Tampa	L 31-34	ESPN2	Bob Wischusen	Matt Millen	Quint Kessenich
Sept. 5, 2015	Louisville	Atlanta	W 31-24	CBS	Verne Lundquist	Gary Danielson	Allie LaForce
Sept. 12, 2015	Jacksonville State	Auburn	W 27-20 [OT]	SECN	Dave Neal	Matt Stinchcomb	Dawn Davenport
Sept. 19, 2015	LSU	Baton Rouge	L 21-45	CBS	Verne Lundquist	Gary Danielson	Allie LaForce
Sept. 26, 2015	Mississippi State	Auburn	L 9-17	ESPN2	Mark Jones	Rod Gilmore	Quint Kessenich
Oct. 3, 2015	San Jose' State	Auburn	W 35-21	SECN	Dave Neal	Matt Stinchcomb	Kayce Smith
Oct. 15, 2015	Kentucky	Lexington	W 30-27	ESPN	Dave Flemming	Mack Brown	Allison Williams
Oct. 24, 2015	Arkansas	Fayetteville	L 46-54[4OT]	SECN	Tom Hart	Andre Ware	Kevin Weidl
Oct. 31, 2015	Ole Miss	Auburn	L 19-27	ESPN	Dave Pasch	Brian Griese	Tom Luginbill
Nov. 7, 2015	Texas A&M	College Station	W 26-10	SECN	Brent Musberger	Jesse Palmer	Maria Taylor
Nov. 14, 2015	Georgia	Auburn	L 13-20	CBS	Carter Blackburn	Aaron Taylor	Jenny Dell
Nov. 21, 2015	Idaho	Auburn	W 56-34	SECN	Mike Couzens	Cole Cubelic	Kevin Weidl
Nov. 28, 2015	Alabama	Auburn	L 13-29	CBS	Verne Lundquist	Gary Danielson	Allie LaForce
Dec. 30, 2015	Memphis [Birmingham]	Birmingham	W 31-10	ESPN	Beth Mowins	Anthony Becht	Paul Carcatera

\*\*\* Announcer listings are incomplete \*\*\*

# Televised Games

## TV Record By Opponents

Alabama.....	17-22
Arizona.....	1-0
Arkansas.....	10-9
Arkansas State.....	2-0
Army.....	1-0
Ball State.....	1-0
Baylor.....	1-0
Boston College.....	1-0
Cincinnati.....	1-0
Clemson.....	3-2
Colorado.....	1-0
Florida.....	9-13
Florida Atlantic.....	2-0
Florida State.....	3-4
Georgia.....	17-17-1
Georgia Tech.....	1-3
Houston.....	0-1
Idaho.....	1-0
Indiana.....	1-0
Jacksonville State.....	1-0
Kansas State.....	2-0
Kentucky.....	5-1
LSU.....	11-14
Louisiana-Monroe.....	2-0
Louisiana Tech.....	2-0
Louisville.....	1-0
Memphis.....	1-0
Miami (Fla.).....	0-1
Michigan.....	1-1
Mississippi State.....	13-8
Missouri.....	1-1
Nebraska.....	1-1
New Mexico State.....	1-0
North Carolina.....	0-1
Northwestern.....	1-0
Ohio State.....	1-0
Oklahoma.....	0-1
Ole Miss.....	19-5
Oregon.....	1-0
Penn State.....	1-1
Samford.....	1-0
San Jose' State.....	2-0
South Carolina.....	8-0
South Florida.....	0-1
Southern California.....	1-2
Southern Miss.....	1-1
SW Louisiana.....	1-0
Syracuse.....	1-1-1
Tennessee.....	14-7-2
Texas.....	3-2
Texas A&M.....	2-3
Utah State.....	1-0
Vanderbilt.....	5-3
Virginia.....	2-1
Virginia Tech.....	1-0
Washington State.....	2-0
West Virginia.....	1-1
Wisconsin.....	1-2
Wyoming.....	1-0

## Breakdown of Auburn's Television Appearances

<b>Total Television Games (323).....</b>	<b>187-132-4</b>
National Cable (144).....	90-51-3
National Network (109).....	54-53-1
Regional (71).....	44-27
Home (143).....	96-45-2
Away (113).....	57-55-1
Neutral Site (67).....	34-32-1
ABC (56).....	22-33-1
CBS (63).....	33-30
CSS (1).....	1-0
ESPN (90).....	51-37-2
ESPN2 (23).....	17-6
ESPN3D (5).....	4-1
ESPNU (7).....	5-2
FOX (1).....	1-0
Fox Sports South (7).....	7-0
Hughes (1).....	0-1
KATZ (2).....	1-1
NBC (5).....	3-2
* Raycom (31).....	21-10
SEC Network (14).....	10-4
TBS (12).....	9-2-1

\* Previously JP Sports and Lincoln Financial

## Pay-Per-View Games (2000-13)

2000	Northern Illinois.....	W
2000	Vanderbilt.....	W
2000	Louisiana Tech.....	W
2000	Arkansas.....	W
2001	Louisiana Tech.....	W
2002	Western Carolina.....	W
2002	Louisiana Monroe.....	W
2003	Western Kentucky.....	W
2004	Louisiana-Monroe.....	W
2004	Louisiana Tech.....	W
2005	Louisiana Tech.....	W
2005	Ball State.....	W
2006	Arkansas State.....	W
2007	New Mexico State.....	W
2007	Ole Miss.....	W
2008	Louisiana-Monroe.....	W
2008	Arkansas.....	L
2009	Furman.....	W
2010	Chattanooga.....	W
2011	Samford.....	W
2012	Alabama A&M.....	W
2013	Western Carolina.....	W

## ESPN GameDay Appearances

### GameDay at Auburn (5-3)

Date	Result	Opponent
Nov. 18, 1995	W, 31-27	Alabama
Oct. 18, 1997	L, 10-24	Florida
Nov. 13, 2004	W, 24-6	Georgia
Oct. 14, 2006	W, 27-17	Florida
Sept. 20, 2008	L, 16-21	LSU
Sept. 18, 2010	W, 27-24 (OT)	Clemson
Nov. 26, 2011	L, 14-42	Alabama
Nov. 30, 2013	W, 34-28	Alabama

### On-site Appearances (8-9)

Date	Result	Opponent	Location
Nov. 19, 1994	L, 14-21	Alabama	Birmingham, AL
Nov. 18, 1995	W, 31-27	Alabama	Auburn
Nov. 23, 1996	L, 23-24	Alabama	Birmingham, AL
Oct. 18, 1997	L, 10-24	Florida	Auburn
Oct. 2, 2004	W, 34-10	Tennessee	Knoxville, TN
Nov. 13, 2004	W, 24-6	Georgia	Auburn
Dec. 4, 2004	W, 38-28	Tennessee [SEC Champ]	Atlanta, GA
Oct. 14, 2006	W, 27-17	Florida	Auburn
Sept. 20, 2008	L, 16-21	LSU	Auburn
Oct. 4, 2008	L, 13-14	Vanderbilt	Nashville, TN
Sept. 18, 2010	W, 27-24 (OT)	Clemson	Auburn
Jan. 10, 2011	W, 22-19	Oregon [BCS Champ]	Glendale, AZ
Nov. 26, 2011	L, 14-42	Alabama	Auburn
Nov. 30, 2013	W, 34-28	Alabama	Auburn
Jan. 6, 2014	L, 31-34	Florida State [BCS Champ]	Pasadena, CA
Oct. 11, 2014	L, 23-38	Mississippi State	Starkville, MS
Nov. 29, 2014	L, 44-55	Alabama	Tuscaloosa, AL



# Auburn Streaks

## Auburn's Longest Winning Streaks

W	TIME PERIOD	ENDED
1.	20...9/2/1993-11/5/1994	Georgia (T, 23-23, 11/12/1994)
2.	17...1/1/2010-9/10/2011	at Clemson (L, 24-38, 9/17/2011)
	17...11/10/1956-10/11/1958	at Georgia Tech (T, 7-7, 10/18/1958)
4.	15...11/22/2003-1/3/2005	Georgia Tech (L, 14-23, 9/3/2005)
5.	15...10/4/1913-11/14/1914	Georgia [Atlanta, Ga.] (T, 0-0, 11/21/1914)
6.	11...11/28/1970-11/13/1971	Alabama [Birmingham] (L, 7-31, 11/27/1971)
7.	10...9/24/1983-1/1/1984	Miami [E. Rutherford, NJ] (L, 18-20, 8/28/1984)
10...	11/26/1931-11/19/1932	South Carolina [B'ham] (T, 20-20, 12/3/1932)
9.	9...10/23/1954-10/1/1955	Kentucky [Birmingham] (T, 14-14, 10/8/1955)
	9...11/1/1919-10/23/1920	Georgia [Columbus, Ga.] (L, 0-7, 10/30/1920)
9...	10/5/2013-12/7/2013	Florida State [BCS@Pasadena, Cal] (L 31-34 2/6/2014)

## Auburn's Longest Unbeaten Streaks

G	TIME PERIOD	ENDED
1.	24...11/10/1956-11/29/1958	at Tennessee (L, 0-3, 9/26/1959)
2.	23...10/4/1913-11/6/1915	Vanderbilt [Birmingham] (L, 0-17, 11/13/1913)
3.	21...9/2/1993-11/12/1994	Alabama [Birmingham] (L, 14-21, 11/19/1994)
4.	17...1/1/2010-9/10/2011	at Clemson (L, 24-38, 9/17/2011)
5.	15...11/22/2003-1/3/2005	Georgia Tech (L, 14-23, 9/3/2005)
6.	13...11/26/1931-9/29/1933	at Georgia Tech (L, 6-16, 10/14/1933)
7.	12...10/28/1989-10/27/1990	at Florida (L, 7-48, 11/3/1990)
8.	11...11/28/1970-11/13/1971	Alabama [Birmingham] (L, 7-31, 11/27/1971)
11...	10/23/1954-10/15/1955	at Tulane (L, 13-27, 10/29/1955)
10...	11/29/1986-10/31/1987	Florida State (L, 6-34, 11/7/1987)
10...	9/24/1983-1/1/1984	Miami [E. Rutherford, NJ] (L, 18-20, 8/28/1984)

## Auburn's Longest Losing Streaks

L	TIME PERIOD	ENDED
1.	10...9/22/1950-12/2/1950	Vanderbilt (W, 24-14, 9/29/1951)
2.	9...10/9/1948-9/23/1949	Florida [Mobile, Ala.] (T, 14-14, 10/8/1949)
3.	8...11/6/1926-10/22/1927	at Samford (T, 9-9, 10/29/1927)
4.	6...11/10/1951-10/4/1952	Wofford (W, 54-7, 10/11/1952)
6...	10/18/1947-11/22/1947	USM [Montgomery, Ala.] (W, 20-14, 9/24/1948)
6...	10/19/1946-11/23/1946	at Florida (W, 47-12, 11/30/1946)
6...	11/12/1927-10/20/1928	Samford (W, 25-6, 10/27/1928)
8.	5...9/25/1999-11/5/1999	Central Florida (W, 28-10, 11/6/1999)
5...	10/18/1952-11/15/1952	Clemson (W, 3-0, 11/22/1952)
5...	10/6/1934-11/3/1934	at Georgia Tech (W, 18-6, 11/10/1934)
5...	11/2/1929-9/26/1930	Spring Hill (W, 13-0, 10/4/1930)
5...	10/26/1906-11/29/1906	Samford (W, 23-0, 10/5/1907)
5...	9/22/2012-10/27/2012	New Mexico State (W, 42-7, 11/3/2012)

## Auburn's Longest Winless Streaks

G	TIME PERIOD	ENDED
1.	16...11/6/1926-10/20/1928	Samford (W, 25-6, 10/27/1928)
2.	14...10/2/1948-10/29/1949	Mississippi State (W, 25-6, 11/5/1949)
3.	10...9/22/1950-12/2/1950	Vanderbilt (W, 24-14, 9/29/1951)
4.	6...11/1/1975-9/18/1976	Tennessee [Birmingham] (W, 38-28, 9/25/1976)
6...	11/10/1951-10/4/1952	Wofford (W, 54-7, 10/11/1952)
6...	10/18/1947-11/22/1947	USM [Montgomery, Ala.] (W, 20-14, 9/24/1948)
6...	10/19/1946-11/23/1946	at Florida (W, 47-12, 11/30/1946)
8.	5...eight times	

## Auburn's Longest Streaks Without Being Shut Out

G	TIME PERIOD (Record)	G	TIME PERIOD (Record)
1.	149 10/4/1980-11/14/1992 (101-44-4)	6.	44 10/9/1999-1/1/2003 (27-17)
2.	74 9/6/2003-11-15/2008 (55-19)	7.	40 8/31/2013-present (27-13)
3.	58 12/2/1967-9/22/1973 (45-13)	8.	38 9/25/1953-10/27/1956 (26-10-2)
4.	54 9/2/1993-10/25/1997 (43-10-1)	9.	36 11/27/1976-9/20/1980 (22-13-1)
5.	49 9/5/2009-11/10/2012 (32-17)	10.	24 11/10/1956-11/29/1958 (23-0-1)
		11.	23 12/19/1973-11/15/1975 (14-8-1)
			23 11/14/1931-12/2/1933 (16-6-1)
			23 10/5/1912-11/14/1914 (21-1-1)

## Auburn's Longest Home Winning Streaks

W	TIME PERIOD	ENDED
1.	30...11/22/1952-11/19/1960	Kentucky (L, 12-14, 10/7/1961)
2.	19...9/27/1919-10/2/1926	Stetson (L, 0-6, 9/24/1927)
3.	18...10/9/1909-10/19/1918	Camp Griffin (L, 0-26, 10/26/1918)
4.	16...9/10/1988-9/8/1990	Tennessee (T, 26-26, 9/29/1990)
5.	14...11/17/2012-10/25/2014	Texas A&M (L, 38-41, 11/8/2014)
14...	10/1/1983-10/26/1985	Florida (L, 10-14, 11/2/1985)
7.	13...9/2/1993-11/5/1994	Georgia (T, 23-23, 11/12/1994)
8.	12...8/31/2000-10/20/2001	Alabama (L, 7-31, 11/17/2001)
12...	9/18/1971-10/6/1973	LSU (L, 6-20, 10/13/1973)
10.	11...11/9/1940-10/4/1947	La.Tech (T, 13-13, 10/2/1948)
11.	10...10/27/1928-11/21/1936	Florida (T, 7-7, 11/20/1939)
12.	9...9/10/2005-9/23/2006	Arkansas (L, 10-27, 10/7/2005)
9...	11/22/2003-11/13/2004	Georgia Tech (L, 9/3/2005)
9...	10/5/1963-11/14/1964	Baylor (L, 8-14, 9/18/1965)

## Auburn's Longest Home Unbeaten Streaks

G	TIME PERIOD	ENDED
1.	30...11/22/1952-11/19/1960	Kentucky (L, 12-14, 10/7/1961)
2.	24...10/27/1928-11/5/1949	SE Louisiana (L, 0-6, 10/7/1950)
3.	20...9/10/1988-10/20/1990	Southern Miss (L, 12-14, 11/10/1990)
4.	19...9/27/1919-10/2/1926	Stetson (L, 0-6, 9/24/1927)
5.	18...10/9/1909-10/19/1918	Camp Griffin (L, 0-26, 10/26/1918)
6.	17...9/2/1993-10/7/1995	Florida (L, 38-49, 10/14/1995)
7.	14...11/17/2012-10/25/2014	Texas A&M (L, 38-41, 11/8/2014)
14...	10/1/1983-10/26/1985	Florida (L, 10-14, 11/2/1985)
9.	12...8/31/2000-10/20/2001	Alabama (L, 7-31, 11/17/2001)
12...	9/18/1971-10/6/1973	LSU (L, 6-20, 10/13/1973)
11.	10...11/24/1962-11/14/1964	Baylor (L, 8-14, 9/18/1965)
12.	9...9/10/2005-9/23/2006	Arkansas (L, 10-27, 10/7/2005)
9...	11/22/2003-11/13/2004	Georgia Tech (L, 9/3/2005)
9...	10/28/1978-9/20/1980	Tennessee (L, 0-42, 9/27/1980)

## Auburn's Longest Home Losing Streaks

L	TIME PERIOD	ENDED
1.	3...9/22/2012-10/27/2012	New Mexico St. (W, 42-7, 11/3/2012)
3...	9/25/1999-10/16/1999	Central Florida (W, 28-10, 11/6/1999)
3...	9/3/1998-10/2/1998	La. Tech (W, 32-17, 10/24/1998)
3...	10/5/1991-11/2/1991	SW Louisiana (W, 50-7, 11/9/1991)
3...	11/5/1977-10/21/1978	Wake Forest (W, 21-7, 10/28/1978)
3...	9/13/1975-11/1/1975	Miss. State (T, 21-21, 11/18/1975)
3...	10/7/1950-11/25/1950	Vanderbilt (W, 24-14, 9/29/1951)
3...	9/24/1927-10/6/1928	Samford (W, 25-6, 10/27/1928)
3...	9/8/2007-9/15/2007	New Mexico St. (W, 55-20, 9/22/2007)
2...	11/16/2002-8/30/2003	Western Kentucky (W, 48-3, 9/27/2003)
2...	10/18/1997-11/1/1997	Alabama (W, 18-17, 11/22/1997)
2...	9/18/1976-10/16/1976	Florida State (W, 31-19, 10/23/1976)
2...	10/24/1970-11/14/1970	UT-Chattanooga (W, 60-7, 9/18/1971)
2...	10/26/1901-11/15/1902	Montgomery A.C. (W, 26-0, 10/3/1903)
2...	10/31/2015-11/14/2015	Idaho (W, 56-34, 11/21/2015)

Note: Jordan-Hare Stadium opened in 1939



# All-Time Lettermen

L.Cleve Brown ..... C	Montgomery..... 1934-35	Robert Campbell ..... QB	Hartselle ..... 1981-82-83	Mark Clement ..... C	Phenix City ..... 1977-78-79
Mark Brown ..... LB	Bermantown, TN..... 1999-00-01-02	Robert Campbell ..... C	Whitfield ..... 1914-15	Hal Clemmer ..... LB	Birmingham ..... 1987-88-89
Neil Brown ..... DL	Buford, GA ..... 2004	William N. Campbell... QB	Jacksonville, FL ..... 1965-66	Jimmy Clemmer ..... S	Birmingham..... 1987-88
R.C. Brown..... HB	Ensley..... 1920	Wirth Campbell..... WR	Nashville, TN..... 2014	Rob Cleveland..... Mgr	..... 1992
Ronnie Brown..... TB	Cartersville, GA..... 2001-02-03-04	Larry Cannon..... OT	Clinton, TN..... 1980	William Clifton..... OT	Opelika ..... 1998-99
Sam Brown..... WR	..... 2011	Robert Cannon ..... T	Gadsden..... 1945-46-47-48	Chester Cline..... G	Attalla ..... 1948-49
Steve Brown ..... LB	Bellevue, NE..... 1987-88-89	Sandy Cannon ..... WR	Dothan..... 1971-72	James Cline..... G	LaGrange, GA..... 1951
Teapot Brown..... FB	Dothan..... 1988-89-90-91	G.W. Cantrell..... HB	Lanett..... 1937-39	Greg Cloutier ..... Trn	Gulfport, MS..... 1988
Tom F. Brown..... FB	Montgomery..... 1930-31-32	A.G. Canzoneri..... E	Besemer..... 1942-43	Sammie Coates ..... WR	Leroy ..... 2012-13-14
Aundray Bruce..... LB	Montgomery..... 1984-85-86-87	Sean Carder ..... WR	Marietta, GA..... 1993	Daniel Cobb ..... QB	Marietta, GA..... 2000-01-02
Billy Bruce ..... TE	Cartersville, GA..... 1974	Daniel Carlson..... K/P	Colorado Springs, CO..... 2014-15	David Cobb ..... Mgr	Auburn..... 1986
Guy Bruce..... C	Besemer..... 1950-51-52	David Carmichael .... Tnr	Oak Grove..... 1988-89-90	John Cochran..... LB	Crossville..... 1963-64-65
Jimmy Brumbaugh..... NT	Keystone Hts., FL..... 1995-96-97-99	Lee Carpenter..... DB	Childersburg..... 1972-73	Leon Cochran..... QB	Birmingham..... 1945-46-47
James Bryan ..... FB	Tehachapi, CA..... 1993	Gregg Carr..... LB	Birmingham..... 1981-82-83-84	Bill Cody..... LB	Orlando, FL..... 1963-64-65
Tom Bryan..... FB	Hartford..... 1964-65-66	Quindarius Carr ..... WR	Huntsville..... 2008-09-10-11	Thomas Coffey ..... RB	Leighton ..... 1980
Philip Bryant..... Mgr	..... 1973-74-75	Russ Carreker..... LB	Americus, GA..... 1984-85-86	Homer Cogdell..... FB	Bullock County ..... 1908-09-10-11
Chester Bulger..... G	Rumford, ME..... 1938-39-40	Tommy Carroll..... SE	Dunwoody, GA..... 1981-82-83	Lewis Colbert..... P	Phenix City ..... 1982-83-84-85
E.W. Bullard..... HB	Calhoun County..... 1897-98	Leonardo Carson..... DE	Mobile..... 1996-97-98-99	Drew Cole..... DB	Picayune, MS..... 2008-09-10-11
John Bullock..... FB	Montgomery..... 1918-19-20	Antoine Carter..... DE	Ft. Lauderdale, FL..... 2007-08-09-10	Antonio Coleman..... DE	Mobile..... 2006-07-08-09
Bill Burbank..... QB	Birmingham..... 1955	Demontray Carter..... TB	Pensacola, FL..... 1997-98	Shon Coleman..... OL	Memphis, TN..... 2013-14-15
Jeff Burchfield..... Tnr	Oak Grove..... 1985-86-87-88	H.J. Carter..... T	Blountsville..... 1926-27-28	T.W. Coleman.....	Anniston..... 1921
Ron Burchfield..... DS	Birmingham..... 1989-90	J.E. Carter..... G	Blountsville..... 1927	Jere Colley..... TE	Troy..... 1970
Oscar W. Burford..... E	Columbus, GA..... 1936-37-38	Jimmy Carter..... HB	Cedartown, GA..... 1965-66-67	Dennis Collier..... FS	Sheffield..... 1980-81-82
Jeff Burger ..... QB	Cedartown, GA..... 1984-85-86-87	John Carter..... G	Birmingham..... 1921	Meiko Collier..... QB	Cordele, GA..... 1998
Bill Burgess..... FB	Birmingham..... 1962	Kenneth Carter..... DT	Greenville..... 2010-11-12-13	Charles Collins..... T	Smyrna, GA..... 1965-66-67
Blake Burgess..... C	Vestavia Hills..... 2010-11-12	Loran Carter..... QB	Dalton, GA..... 1966-67-68	Kyle Collins..... HB	Gadsden..... 1983-84-85
Michael Burks..... TB	Kenner, LA..... 1998	Tim Carter..... WR	St. Petersburg, FL..... 1998-99-00-01	Michael Comeau ..... Tnr	Rome, GA..... 1989-90-91
Jackie Burkett..... C	Ft. Walton Beach, FL..... 1957-58-59	Duncan Caselberry ... WR	Gadsden..... 1990-91	Hubert Comer..... DE	Ft. Walton, FL..... 1966
Ken Burks..... FB	Birmingham..... 1973-74-75	Herbert Casey..... WR	Foley..... 1989-90-91	Pete Compton..... DS	Brentwood, TN..... 2004-05-06
Kevin Burnam..... LB	Montezuma, GA..... 2004	Jay Casey..... OG	Besemer..... 1970-71-72	Jason Cook..... DB	Birmingham..... 1998
Bob Burns..... FB	Lineville..... 1951-52	Larry Casher..... CB	Prichard..... 1997-98-99-00	Jimmy Cook..... QB	College Park, GA..... 1955-56
G.O. Burns..... E	Florence..... 1916	Coley Cassidy..... QB	Statesboro, GA..... 1960	William Cook.....	Birmingham..... 1946
Herman W. Burns..... G	Greensboro..... 1964-65-66	Eugene Castellow.....	Columbus..... 1944	Jon Cooley..... QB	Sarasota, FL..... 1994-95-96
Howard Burns..... C	Birmingham..... 1939	Jep Castleberry..... DB	Forsyth, GA..... 1978	Jared Cooper..... OL	Brewton..... 2008-09-10-11
James Burns..... G	Greensboro..... 1945-48	Tim Castro..... OT	Wetumpka..... 1998-99-00	Markeith Cooper..... RB	Miami, FL..... 1996-97-98-99
Kodi Burns..... QB/WR	Fort Smith, AR..... 2007-08-09-10	E.L. Caton..... FB	River Falls..... 1909-10-11	Joe Cope..... C	Andalusia..... 2004-05-06
W. Merritt Burns..... E	Selma..... 1926-27	Noah Caton..... C	River Falls..... 1920-21	Reges Coptsias..... HB	Americus, GA..... 1952
Robert V. Burns..... FB	Birmingham..... 1938	Jeff Catullo..... OT	Marlton, NJ..... 1989-90-91	Ray Corhen..... LB	Albany, GA..... 1984-85
Wayne Burns..... OG	Greensboro..... 1938	Neil Caudle..... QB	Hoover..... 2008-09-10	William Cornelius..... LG	Jasper ..... 1941-42
Mike Burrow..... OT	Birmingham..... 1976-77-78	Nat Caesar..... DB	Valdosta, GA..... 1982-83-84	Mark Corr ..... Mgr	Selma..... 1936
Jimmy Burson..... HB	LaGrange, GA..... 1960-61-62	Ray Chadwick..... G	Valley Head..... 1966-67	Adolph Cosby..... FB	Athens..... 1979-81
Myron Burton..... DE	Columbus, GA..... 1993	Johnnie Chalkley..... RT	Americus, GA..... 1940-41	James Cospier..... QB	Blountsville..... 1927
Joe B. Burt..... G	Irondale..... 1928-29-30	Andrew Chambers..... PK	Media, PA..... 1998	Vic Costellos..... RG	Birmingham..... 1941-42
J.D. Bush..... G	Mobile..... 1929-30-31	Roderick Chambers..... LB	Eufaula..... 1997-98-99-00	Blake Countess..... DB	Owings Mills, MD..... 2015
T.G. Bush..... QB	Calhoun County..... 1898	W.H. Chambless..... E	Montgomery..... 1931-32-33	Byron Cowart..... DL	Seffner, FL..... 2015
Bob Butler..... OT	Atlanta, GA..... 1977	Mac Champion..... QB	Hanynville..... 1957	Yann Cowart..... OG	Gallion..... 1983-84-85-86
Chris Butler..... TB	Hoover..... 2001-02	Walter Chandler..... G	Columbus, GA..... 1938-39	Brandon Cox..... QB	Trussville..... 2004-05-06-07
Ed Butler..... TE	Atlanta, GA..... 1972-73-74-75	Howard Chappelle..... E	Birmingham..... 1929	Chandler Cox..... FB	Apopka, FL..... 2015
Rufus W. Butler..... G	Opelika..... 1898-1899-04	Rick Chastain..... LB	Atlanta..... 1970-71	Dameyune Craig..... QB	Prichard..... 1994-95-96-97
Bruce Bylsma..... DE	Montgomery..... 1969-70-71	L.A. Chateau..... RT	New Orleans, LA..... 1942	Kurt Crain..... LB	Birmingham..... 1986-87
Wayne Bylsma..... LB	Opelika..... 1988-89-90	Lloyd Cheatham..... QB	Jasper ..... 1940-41	John Crane..... C	Stuart, FL..... 1977
Josh Bynes..... LB	Lauderdale Lakes, FL..... 2007-08-09-10	Carlo Cheatum..... S	Sheffield..... 1985-86-87-88	T.R. Crane..... QB	Birmingham..... 1923-25
Dustin Byrd..... WR	Enterprise..... 1998	Richard Cheek..... OT	Panama City, FL..... 1967-68-69	Darrel Crawford..... LB	Montrose..... 1988-89-90-91
Rusty Byrd..... SE	Bay Minette..... 1976-77-78-79	Johnny Cheeks..... CB	Flowers Branch, GA..... 1979-80-81-82	J.B. Crawford..... HB	Blount, GA..... 1927-28-29
L.E. Byrum..... T	North Carolina..... 1896	Rich Chenault..... OG	Decatur ..... 1976-77	Mac Crawford..... FB	High Springs, FL..... 1968-69
Wes Byrum..... K	Ft. Lauderdale, FL..... 2007-08-09-10	Pedro Cherry..... WR	Windsor, NC..... 1989-90	Rodney Crayton..... CB	Dadeville..... 1996-98-99-00
		Chet Chesser..... FB	DeFuniak Spgs., FL..... 1977-78-79	Chip Creel..... OT	Atlanta, GA..... 1980
		George Chesser..... TE	Niceville, FL..... 1977-78-79	Homer Creel..... QB	Haig..... 1923
		Joe Childress..... FB	Robertsdale..... 1953-54-55	Jackie Creel..... HB	Dothan..... 1951
		Abb Chrietzburg..... C	Auburn..... 1938-39-40	John Creel..... B	Morris..... 1917-18-19-20
Jack Cahoon..... G	Gadsden..... 1944-45	Wm. D. Chrietzburg.... C	Auburn..... 1931-32-33	Theodore Cremer..... LE	Birmingham..... 1940
Hamlin Caldwell..... OT	Scottsboro..... 1972-73-74	Steve Christenberry.... DB	Bay Minette..... 1983	Joe Cribbs..... RB	Sulligent..... 1976-77-78-79
Dennis Calhoun..... C	Columbus, GA..... 1951-52	Tim Christian..... WB	Covington, GA..... 1966-67-68	Francis Crimmins..... LT	Falls Church, VA..... 1940-41
Mark Callahan..... OG	Fairhope..... 1977-79	Wade Christian..... Mgr	Covington..... 1972-73-74	Monreko Crittenden.... OL	Montgomery..... 2000-01-02-03
Porter Callahan..... FB	Cullman..... 1927-28-29	Wade Christopher..... LB	Vestavia Hills..... 2009-10	John Crolla..... C	Chicago, IL..... 1949-50-51
James Callaway, Jr.....	Birmingham..... 1939	Foster Christy..... TE	Huntsville..... 1976-77-78-79	Tim Cromartie..... DT	Tallahassee, FL..... 1989-90-91-92
James Callier..... LB	Miami, FL..... 1998-99-00-01	Chuck Clanton..... CB	Pensacola, FL..... 1980-81-82	Kelsey Crook..... DB	Ohatchee..... 1993-94
Mitre Comeau..... Tnr	..... 1989-90	G.W. Clapp..... OG	Hanceville..... 1958-59-61	Terrence Crowder..... LB	Carrollton, GA..... 1995-96-97
Knox Camp..... E	Talladega..... 1903	Matt Clark..... K	Trayon, GA..... 2005-06	Chas Crofoot..... DS	Orlando..... 2004-05
Marcus Camp..... LB	Lithonia, GA..... 1995-96	Wallace Clark..... FB	Grisson, GA..... 1968-69-70	Clayton Crofoot..... H	Orlando, FL..... 2008-09
N.G. Camp..... E	Senick, GA..... 1921	Steven Clark..... P	Kansas City, MO..... 2010-11-12-13	Juan Crum..... OG	Mobile..... 1991-92
B.G. Campbell..... E	Pensacola, FL..... 1924	Sean Clarke..... FS	Birmingham..... 1993	S.R. Cruse..... T	Huntsville..... 1910-11
Collis Campbell..... TB	Florence..... 1983-84-86	Berney S. Clay..... FB	Montgomery..... 1911	Cole Cubelic..... C	Birmingham..... 1997-98-99-00
David Campbell..... DT	Sumiton..... 1967-68-69	Bill Clay..... Mgr	Auburn..... 1973-74-75-76	John Cubelic..... WR	Birmingham..... 2009
Jason Campbell..... QB	Taylorsville, MS..... 2001-02-03-04	Aubrey Clayton..... QB	Collierville, TN..... 1941-42	C.W. Culpepper..... G	Wadley..... 1912-13-14
Joe Campbell..... QB	Pascagoula, MS..... 1964-65-66	Zach Clayton..... DL	Opelika..... 2007-08-09-10	Kevin Cummings..... OT	Opelika..... 1995
Mike Campbell..... DT	Tampa, FL..... 1989-90				

# All-Time Lettermen

Bill Cunningham ..... S Carbon Hill ..... 1975-76  
 Jeff Cunningham ..... FB Eastaboga ..... 1980  
 Karekin Cunningham... LB Peachtree City, GA ..... 1990-91-92  
 R.E. Cunningham..... T Summerville..... 1926  
 Mike Currier ..... TB Oneonta..... 1967-68-69  
 DeMarcus Curry..... OT Columbus, GA..... 1995-96-97-98  
 John Paul Crane ..... HB Birmingham..... 1977

## D

Frank D-Agostino ..... T Philadelphia, PA ..... 1953-54-55  
 Bobby Daffin ..... OLB Prichard ..... 1994-95-96-97  
 John Dailey ..... DE Birmingham..... 1982-83-84  
 Xavier Dampeer..... OL Mendenhall, MS..... 2014-15  
 Elijah Daniel ..... DE Avon, IN..... 2013-14  
 Terry Daniel ..... P Valley ..... 1992-93-94  
 Antwain Daniels ..... OL Forsyth, GA ..... 2005-06-07  
 Ronney Daniels..... WR Lake Wales, FL ..... 1999-00  
 Silas Daniels ..... WR Jacksonville, FL ..... 2001-02-03-04  
 Ernest Danjean ..... OG New Orleans, LA..... 1953-54-55  
 Stacy Danley ..... TB Winston, GA ..... 1987-88-89-90  
 Karlos Dansby ..... LB Birmingham..... 2001-02-03  
 Devonte Danzey ..... OL Tampa, FL ..... 2013-14-15  
 M.V. Davidson ..... QB Montgomery ..... 1929-30-31  
 Sean Davidson ..... WR Athens..... 1992-93  
 W.M. Davidson, Jr. ... Mgr Montgomery ..... 1959-60-61  
 Bobby Davis ..... LB Huntsville ..... 1959-60-61  
 Carlton Davis ..... DB Miami, FL ..... 2015  
 Chris Davis ..... CB Birmingham ..... 2010-11-12-13  
 Clay Davis ..... K Montgomery ..... 1990  
 Deshaun Davis ..... LB Prichard, AL ..... 2015  
 George Davis ..... HB Corinth, MS ..... 1949-50  
 Jason Davis ..... TE Oneonta ..... 1992  
 Joe Davis ..... K Auburn ..... 1951-52-53  
 John E. Davis ..... FB Oak Grove ..... 1908-09-10-11  
 John E. Davis, Jr. .... QB Birmingham ..... 1937-38  
 John Elliot Davis ..... QB Birmingham ..... 1923  
 Marcus Davis ..... WR Delray Beach, FL..... 2013-14-15  
 Mike Davis ..... OG Mobile ..... 1964-65-66  
 Rhett Davis ..... SE Auburn ..... 1972-73  
 Robert Davis ..... RB Scottsboro ..... 1959-60-61  
 Ryan Davis ..... WR St. Petersburg, FL ..... 2015  
 S. Joe Davis ..... HB Spartanburg, SC ..... 1993-94-95  
 Stephen Davis ..... RB Dadeville ..... 1996-97  
 Steve Davis ..... S Tallahassee, FL ..... 2013-14  
 T.J. Davis ..... DB Knoxville, TN ..... 1980  
 Tim Davis ..... WR East Point, GA ..... 2005-06-07-08  
 Tristan Davis ..... S Wetumpka ..... 1901  
 William H. Davis ..... HB Marietta ..... 1967  
 George Davison ..... WB Tuscaloosa ..... 1940  
 Rufus Deal ..... FB Fairhope ..... 1990-91-92-93  
 Mike Dean ..... Mgr Auburn ..... 1935  
 Ross Dean ..... B Spott ..... 1998-00  
 Larkin Deason ..... OG Auburn ..... 1892  
 Henry DeBardeleben ..... G Woodbridge, VA ..... 2003-04-05-06  
 Karibi Dede ..... S/LB Thomaston, GA ..... 1972-73-74  
 Rusty Deen ..... DE Selma ..... 1980  
 Sam DeJarnette ..... RB Key Biscayne, FL ..... 1980-81-82-83  
 Al Del Greco ..... PK Miami, FL ..... 1983  
 Phillip Dembowski ..... DT Auburn ..... 1951  
 Jep Dennis ..... Mgr Hoover ..... 2011-12-13  
 John Denson ..... WR Chambers County ..... 1905  
 Kyle Derozan ..... DE/TE Morganza, LA ..... 2003-04  
 Neal Dettmering ..... DE Fayetteville, GA ..... 1968-69-70  
 Matt DeValk ..... TE Daphne ..... 1993  
 Jordan Diamond ..... OL Chicago, IL ..... 2013  
 Lorenzo Diamond ..... TE Biloxi, MS ..... 1999-00-01-02  
 Dan Dickerson ..... DT Birmingham..... 1979-80-81  
 George Dickey ..... G Crenshaw ..... 1897  
 Wayne Dickens ..... DL Lakeland, FL ..... 2002-03-04-05  
 Chris Dickinson ..... P Vestavia Hills..... 1988-89-90  
 Frank Dickson ..... DT Dalton, GA ..... 1970-71  
 Tyrone Dillard ..... TE Riverdale, GA ..... 1994-95-96-97  
 Jeremiah Dinson ..... DB Miami, FL ..... 2015  
 Reese Dismukes ..... C Spanish Fort ..... 2011-12-13-14

John Dobbs ..... FS Jacksonville, FL ..... 1986  
 Joe Dolan ..... QB Cedartown, GA ..... 1959-60  
 William F. Donahue ... HB Oneonta ..... 1917-18  
 Duke Donaldson ..... WR Cairo, GA ..... 1985-86-87-88  
 John Dooley ..... NG Fort Sill, OK ..... 1986  
 Vince Dooley ..... QB Mobile ..... 1951-52-53  
 Tez Doolittle ..... NG Opelika ..... 2005-06-08  
 Mark Dorminey ..... FS Miami, FL ..... 1980-81-82  
 Derrick Dorn ..... TE Daleville ..... 1992-93  
 Charles Dorsey ..... NT Ft. Lauderdale, FL ..... 1995-96-97-98  
 Gary Dorsey ..... WR Dora ..... 1987-88  
 Rufus "Dutch" Dorsey.. HB ..... 1892-93  
 John Douglas ..... RB Augusta, GA ..... 2008-09  
 Andrew S. Douglass... C ..... 1947  
 Rick Dover ..... TE Athens, GA ..... 1976-77-78  
 Mitch Downey ..... WB Birmingham ..... 1974  
 Don Downs ..... DE Birmingham ..... 1960-61-62  
 Robert Downs ..... Mgr Milton, FL ..... 1988  
 Kwesi Drake ..... DT Marrero, LA ..... 2001  
 Tim Drinkard ..... CB Linden ..... 1981-82  
 Lewis Drumheller ..... FL Camp Springs, MD ..... 1976  
 Fred Duart ..... E Jamaica, NY ..... 1947-49-50  
 Ed Dubose ..... FB Mobile ..... 1978  
 Tim Duckworth ..... DT/OT Taylorsville, MS..... 2003-04-05-06  
 R.J. Ducote ..... G Mobile ..... 1916-17  
 Alex Dudchok ..... DT Birmingham ..... 1983-84-85  
 Robert Duke ..... HB Mobile ..... 1952-53  
 Brian Dulaney ..... C/DS Rome, GA ..... 1982-83  
 Ed Duncan ..... G Birmingham ..... 1951-52-53  
 T.J. Dunigan ..... C Coffeeville ..... 1996-97  
 King Dunlap ..... OT Brentwood, TN ..... 2004-05-06-07  
 Jeff Dunlap ..... DL Pearson, GA ..... 1997-98-99  
 Gary Dunn ..... DT Nashville, NC ..... 1988  
 Robert Dunn ..... WR Augusta, GA ..... 2005-06-07-08  
 Stacy Dunn ..... OG Huntsville ..... 1986-87-88  
 Sterling Dupree ..... FB Sylvester, GA ..... 1931-32-33  
 Harold B. Dupuy ..... G Birmingham ..... 1944-45  
 Ben Durand ..... QB Tyngsborough, MA ..... 2014  
 Dee Durham ..... CB Atlanta, GA ..... 2002  
 Clinton Durst ..... P Destin, FL ..... 2008-09  
 Damon Duval ..... P/K Chattanooga, TN ..... 1999-00-01-02  
 Ed Dyas ..... FB/K Mobile ..... 1958-59-60  
 Mike Dyer ..... RB Little Rock, AR ..... 2010-11

## E

J.M. Earnest ..... G Auburn ..... 1926  
 Joel Eaves ..... E Atlanta, GA ..... 1934-35-36  
 Lamar Nolan Echols ..... E Atlanta, GA ..... 1958-59  
 Bart Eddins ..... OL Montgomery ..... 2007-08-09-10  
 Bret Eddins ..... DE Montgomery ..... 2001-02-03-04  
 Jo Jo Eddins ..... LT Gadsden ..... 1940-41-42  
 Liston Eddins ..... DE Bratt, FL ..... 1973-74-75  
 Billy Edge ..... G Jasper ..... 1962-63-64  
 Harvey Edge ..... Buffalo ..... 1922  
 Dave Edwards ..... TE Abbeville ..... 1959-60-61  
 Mike Edwards ..... SE Bradenton, FL ..... 1980-81-82  
 Tom Edwards ..... E Birmingham ..... 1950  
 Ben Efrid ..... WR Birmingham ..... 1993  
 George Egge ..... E Montgomery ..... 1929-30-31  
 Nosa Eguae ..... DE Mansfield, TX ..... 2010-11-12-13  
 P.M. Eichelberger ..... T Montgomery ..... 1894-02  
 Scott Elam ..... FB Birmingham ..... 1969-70-71  
 Robert Elia ..... WR Ozark ..... 1987  
 Ben Elliott ..... OG Poplarville, MS ..... 1996-97  
 Jerry Elliott ..... DE Birmingham ..... 1951-54-55-56  
 George Ellis ..... E Marvel ..... 1925-26-27  
 Larry Ellis ..... FB Mobile ..... 1966-67-68  
 Telie Embery ..... FB Sylacauga ..... 1997-98-99  
 Paul Entrekun ..... DB Decatur ..... 1974-75  
 Harry Esslinger ..... E Memphis, TN ..... 1907-08-09  
 M.S. Esslinger ..... Ozark ..... 1912-13-14  
 Alonzo Etheridge ..... DE Selma ..... 1991-92-93-94  
 Scott Etheridge ..... Mgr Excel ..... 1989-90  
 Scott Etheridge ..... K Valencia, CA ..... 1992-93  
 Zac Etheridge ..... SS Troy ..... 2007-08-09-1-

Alan Evans ..... TB Enterprise ..... 1983  
 Bill Evans ..... DT Montgomery ..... 1973-74-75-76  
 Bruce Evans ..... SB Birmingham ..... 1972-73-74  
 Chris Evans ..... LB Prichard ..... 2005-06-07-08  
 Dan Evans ..... DB Lauderdale Lakes, FL ..... 1995-96  
 Heath Evans ..... RB W. Palm Bch., FL ..... 1998-99-00  
 Jonathan Evans ..... LB Prichard ..... 2009-10-11-12  
 Brad Everett ..... OL Alabaster ..... 1977-78-79-80

## F

Arnold Fagen ..... T St. Augustine, FL ..... 1947-48-49  
 Getty Fairchild ..... C Anniston ..... 1938-39  
 Nick Fairley ..... DL Mobile ..... 2009-10  
 Mario Fannin ..... RB Hampton, GA ..... 2007-08-09-10  
 Tunde Fariyike ..... OL Thomaston, GA ..... 2011-12-13  
 Andy Farquhar ..... Mgr ..... 1972-73-74  
 W.G. Farrior ..... OG Letohatchee ..... 1972-73-74  
 Nathan Farrow ..... OL Birmingham ..... 2006  
 Teddie Faulk ..... LE Selma ..... 1946  
 A.H. Feagin ..... HB Montgomery ..... 1898-1899-00  
 C.E. Feagin ..... FB ..... 1901  
 Joel D. Feagin ..... Union Springs ..... 1920  
 William Feagin ..... Barbour County ..... 1892-1893  
 James Fenton ..... C Lakeland, FL ..... 1935-36-37  
 William Fenton ..... E Lakeland, FL ..... 1892-1893  
 Lorenzo Ferguson ..... DB Miami, FL ..... 2005-06  
 Sonny Ferguson ..... LB Birmingham ..... 1967-68-69  
 J.F. Ferrell ..... G Birmingham ..... 1941-42  
 Justin Fetsko ..... WR Pensacola, FL ..... 2000-01-02-03  
 Blake Field ..... QB Thomasville, GA ..... 2005-06-07  
 Haven Fields ..... LB Miami, FL ..... 1996-97-98-99  
 Allan Finlayson ..... Mgr Monroeville ..... 1977-81  
 Charlie Finney ..... HB Buffalo ..... 1941-42  
 M.F. Fisher ..... HB LaGrange, GA ..... 1926  
 Trent Fisher ..... DB Nashville, TN ..... 2011-12-13  
 Jason Fitzgerald ..... DS Dayton, TN ..... 1991  
 Mike Fitzhugh ..... LB Mobile ..... 1969-70  
 Bob Fleming ..... FB Mobile ..... 1976-78  
 Carl Fletcher ..... E Atlanta, GA ..... 1946  
 Chuck Fletcher ..... OT Bay Minette ..... 1946  
 Eriqie Florence ..... DB Valley ..... 2011-12  
 Dickie Flourney ..... HB Salem ..... 1948-49-50  
 Josiah Flourney ..... HB Georgia ..... 1903-04  
 Kenny Flowers ..... LB Lilburn, GA ..... 2013-14-15  
 Eric Floyd ..... OT Rome, GA ..... 1984-85-86  
 Mike Flynn ..... LB Miami, FL ..... 1971-73-74  
 Dee Ford ..... DE Odenville ..... 2009-10-12-13  
 Johnathan Ford ..... DB/RB Big Cove ..... 2013-14-15  
 R.V. Ford ..... T Hartford ..... 1921-22-23  
 Bobby Foret ..... E New Orleans, LA ..... 1960-61  
 Teddy Foret ..... T New Orleans, LA ..... 1957-58-59  
 Manoso Foston ..... FB Tuskegee ..... 1997  
 Joe Fountain ..... Tnr Hueytown ..... 1988-89  
 Julian Fowler ..... QB Pell City ..... 1939  
 Humphrey Foy ..... T Eufaula ..... 1904-05-06  
 Robert Foy ..... E Barbour County ..... 1891-92-93  
 T.M. Francis ..... B Ochatsee ..... 1909-10-11  
 Byron Franklin ..... WR Sheffield ..... 1977-78-79-80  
 John Franklin ..... OL/TE Graceville, FL ..... 1993-94-95  
 Joe Frazier ..... TB Montgomery ..... 1991-92-93-94  
 Kiehl Frazier ..... QB/WR Springdale, AR ..... 2011-12-13  
 Wayne Frazier ..... C Evergreen ..... 1959-60-61  
 Connie Frederickson ..... WB Montgomery ..... 1967-68-69  
 Tucker Frederickson... HB Hollywood, FL ..... 1962-63-64  
 Anthony Freeman ..... Mgr LaGrange, GA ..... 1984-88  
 Eltoro Freeman ..... LB Alexander City ..... 2009-10-11  
 Rick Freeman ..... DB Auburn ..... 1951-52-53-54  
 Robert Freeman ..... QB Decatur ..... 1951-52-53-54  
 Nate French ..... OG Moultrie, GA ..... 2001  
 Richard French ..... Tnr Roanoke ..... 1983-84-85-86  
 Roland Fricke ..... G Guntersville ..... 1915-16  
 Joe Friddle ..... Mgr Birmingham ..... 1968-69  
 Kris Frost ..... LB Matthews, NC ..... 2013-14-15  
 RaShan Frost ..... DT Ft. Washington, MD ..... 1999  
 Danny Fulford ..... OG Hartford ..... 1964-65



# All-Time Lettermen

Robert Fulghum ..... HB Bolivar, TN .....1965-66-67  
 Andy Fuller ..... TE Huntsville.....1992-93-94-95  
 Franklin D. Fuller.....SB Eatonton, GA.....1963-65  
 Mike Fuller ..... S Mobile.....1972-73-74  
 Rusty Fuller ..... FB Birmingham.....1972-73  
 Terry Fuller ..... DB Mobile.....1975-76  
 James Fullington.....HB Birmingham.....1952  
 Brent Fullwood.....TB St. Cloud, FL.....1983-84-85-86  
 Floyd Fulmer.....G Jacksonville, FL.....1946-47  
 Brandon Fulse.....TE Fort Meade, FL.....2011-12-13-14

## G

Fred Gafford.....FB Montgomery.....1948  
 Monk Gafford.....HB Montgomery.....1940-41-42  
 Kerry Gaines ..... Tnr .....1980-81-82-83  
 Robin Gaines.....Tnr .....1976-77-78-79  
 Trey Gainous.....SE Cairo, GA.....1983-84-85-86  
 Eric Gaither.....1961-62  
 Sam Galloway ..... C Hendersonville, NC.....1961  
 Travis Galloway.....C Lakeland, FL.....1988-89-90  
 Steve Gandy.....S Waynesboro, MS.....2005-06  
 Wayne Gandy.....OT Haines City, FL.....1990-91-92-93  
 Frank Gantt.....G Lavonia, GA.....1934-35-36  
 Nathan Gardner.....LB Leeds.....1997  
 Phil Gargis.....QB Leighton.....1974-75-76  
 Peter Garland.....HB Jones.....1921-22  
 L.C. Garner.....E Bessemer.....1944  
 Rodney Garner.....NG Leeds.....1985-86-87-88  
 Tim Garner.....LB Opelika.....1988-89  
 Charlie Garnham.....OG Atlanta, GA.....1980-81  
 Pasco Garramore.....E Hazelton, PA.....1945  
 Justin Garrett.....LB Stone Mountain, GA.....2011-14-15  
 Aaron Garrison.....DL Ozark.....2014-15  
 Harris Gaston.....LB Birmingham.....2010  
 Mike Gates.....WB Birmingham.....1972-73-74  
 Frank Gatski.....C Grant Town, WV.....1945  
 Carl Gaum.....Onsley.....1908  
 James G. Gauntt.....G Chattanooga, TN.....1906-08  
 A.J. Gendusa.....B New Orleans, LA.....1942  
 Kevin Gentle.....K Huntsville.....1995-96-97  
 They George.....P Seale.....1991-92  
 John Gibbons.....OL Mobile.....1980  
 Stephen Gibbons.....OL Marietta, GA.....2009  
 Charles Gibson.....QB LaGrange, GA.....1921-22  
 U.F. Gibson.....E Lineville.....1917  
 Winkey Giddens.....T Childersburg.....1960-61-62  
 Allen Giffin.....E Gainesville, FL.....1966-67-68  
 Brent Gilbert.....OG Dothan.....1986  
 Walter Gilbert.....C Fairfield.....1934-35-36  
 Zach Gilbert.....DB Florence.....2004-05-06-07  
 Phillip P. Gilchrist.....DB Mobile.....1935  
 Fred Gilliam.....G Chattanooga, TN.....1935-37  
 Robert Gilliam.....HB .....1948  
 Jeff Gilligan.....SE Perk, IL.....1975  
 Chad Gilliland.....Tnr .....1990-91  
 Ronald C. Gilliland.....Tnr .....1990-91  
 Greg Gillis.....SP Brewton.....1974  
 Ted Gilreath.....Mgr Chattanooga, TN.....1957-58-59  
 William Gilreath.....Mgr Montgomery.....1983  
 Mitch Gilstrap.....C Marietta, GA.....1980  
 Roshard Gilyard.....S Jacksonville, FL.....2000-01-02-03  
 Donnie Givens.....NG Montgomery.....1977-78  
 Charlie Glenn.....OT Chattanooga, TN.....1966-67  
 Mike Glisson.....OG Columbus, GA.....1988  
 Ludwig Goetz.....OT Ridgefield, NJ.....1959  
 Robert Goff.....DT Bradenton, FL.....1986-87  
 Michael Goggans.....DE Alexander City.....2007-08-09-10  
 Bobby Golden.....HB Decatur.....1949-50-51  
 Austin Goslon.....OL Prattville.....2015  
 Oscar Gonzalez.....OL Hialeah, FL.....2006  
 Tyrone Goodson.....WR Brooksville, FL.....1994-95-96-97  
 Antonio Goodwin.....TR Atlanta, GA.....2010  
 John Goodwin.....W Albertville.....1915-16  
 Jerry Gordon.....OT Chattanooga, TN.....1967-68  
 Willie Gosha.....WR Ft. Walton, FL.....1993-94-95-96

Thomas Gossom.....SE Birmingham.....1972-73-74  
 Steve Goula.....OL Mobile.....2000-01  
 Ed Graham.....TB Bayou La Batre.....1982-83-84  
 John Granger.....HB Bessemer.....1925  
 W.G. Granger.....FB Bessemer.....1927-28-29  
 Bob Grant.....Mgr Mobile.....1969-70-71  
 Corey Grant.....RB Opelika.....2013-14  
 Russell Grant.....E Dothan.....1930-31-32  
 Derrick Graves.....LB Holt.....2001-02-03-04  
 Chris Gray.....OT Birmingham.....1989-90-91-92  
 Jeff Gray.....CB Atlanta, GA.....1976-77-78  
 Deandre Green.....WR Prichard.....2000-01  
 H.L. Green.....HB Pensacola, FL.....1928  
 Johnny Green.....DB Birmingham.....1979-80  
 Keith Green.....FS Rome, GA.....1968-69-70  
 Tyronne Green.....OL Pensacola, FL.....2005-06-07-08  
 A.J. Greene.....OL Madison, TN.....2010-11  
 Carson Greene.....FB Ozark.....1923-24-25  
 Kevin Greene.....DE Anniston.....1983-84  
 Bobby Griffin.....T Union Springs.....1951  
 Doc Griffith.....HB Hokes Bluff.....1962-63-64  
 Lee Griffith.....C Long Island, NY.....1960  
 Louie Grimes.....Mgr Opp.....1983-84-85-86  
 Clarence Grimmett.....LE Birmingham.....1941-42  
 Bill Grisham.....TE Huntsville.....1978-79-80  
 W.P. Grisham.....G Athens.....1920-24  
 Tommy Groat.....E Ft. Payne.....1966-67  
 Mike Groover.....Dixie, GA.....1960  
 Andy Gross.....OG Elizabeth, NJ.....1964-65-66  
 Charles E. Gross.....Mgr Montgomery.....1975-76-77-78  
 Gabe Gross.....QB Dothan.....1998  
 George Gross.....OT Elizabeth, NJ.....1960-61-62  
 Gerald Gross.....HB Carrollton, GA.....1962-63-64-65  
 Lee Gross.....C Montgomery.....1972-73-74  
 Quentin Groves.....DE Greenville, MS.....2004-05-06-07  
 Charles Grubb.....HB Auburn.....1944-45-46-47  
 Ben Grubbs.....TE/OG Eclectic.....2003-04-05-06  
 Lee Guess.....WR Trussville.....2004-05-06  
 Jerry Gullede.....G Mobile.....1959-60-61  
 Marquies Gunn.....DE Alexander City.....2003-04-05-06  
 Scott Gurosky.....QB Vestavia Hills.....1988  
 Richard Guthrie.....T Union Springs.....1961  
 Terry Gwin.....T Jefferson County.....1899  
 W.H. Gwin.....C Cohort.....1900

## H

Bill Haas.....OG Birmingham.....1960-61  
 Larry K. Hagan.....OT Bradley, FL.....1967  
 M.H. Hagood, Jr.....FB Brewton.....1924  
 Brandon Haley.....DE Lakeland, FL.....2005-06-07  
 Cordova Hall.....TB Columbus, GA.....1998  
 Hank Hall.....HB Miami, FL.....1965-66-67  
 Jim Hall.....E Haddon Fields, NJ.....1955-56-57  
 Phillip Hall.....OL Birmingham.....1978-79-80  
 Victor Hall.....TE Anniston.....1989-90-91  
 Warren Hall.....Mgr Hamilton.....1985-86-87  
 Harold Hallman.....DE Macon, GA.....1983-84-85  
 Harold Ham.....DE Montezuma, GA.....1967-68  
 Frank Hamm.....E Florence.....1938  
 Hal Hamrick.....OT Douglasville, GA.....1968-69-70  
 Jeremy Hand.....WR Auburn.....1995-96-97  
 Sam Hanks.....T Evergreen.....1950-51-52  
 Carl Happer.....HB Homewood.....1938-39-40  
 Jonathan Haralson.....HB .....1898  
 Rick Harbuck.....FB Birmingham.....1974-75  
 Courtney Harden.....LB Leighton.....2005-06-07-08  
 Alan Hardin.....DB Birmingham.....1976-77-78  
 Carl Hardy.....HB Myrtle Beach, SC.....1965-66  
 Henry Hardy.....Mgr Birmingham.....1973-74-75  
 Ken Hardy.....DE Gulf Breeze, FL.....1977-78-79  
 Zac Hardy.....DE Hueytown.....1977-78-79-80  
 C.L. Hare.....B Auburn.....1892  
 F.W. Hare.....Auburn.....1898  
 C.D. Harkins.....C Bessemer.....1928-29-30  
 E.M. Harkins.....G Bessemer.....1920-21-22-23

E.W. Harman.....G Dixie, GA.....1908-09-10  
 Charles Harper.....C Tallassee.....1946  
 Garrett Harper.....WR .....2011  
 Matt Harper.....Mgr Blakely, GA.....1987-88  
 Keymiya Harrell.....DL Selma.....2015  
 A.J. Harris.....E Morgan County.....1893  
 Anthony Harris.....LB Ft. Pierce, FL.....1992-93-94-95  
 Bo Harris.....LB Conyers, GA.....2007  
 Bob Harris.....SS Decatur, GA.....1978-79-81-82  
 David Harris Hill.....T Lanett.....1920-21  
 Harold Harris.....T Lineville.....1950  
 Jalen Harris.....TE Montgomery.....2015  
 Josh Harris.....DS Carrollton, GA.....2009-10-11  
 Rabbit Harris.....T Montgomery.....1906-07-08-09  
 Ralph Harris.....G Lucien, MS.....1944  
 Spencer Harris.....OL Columbiana.....2000  
 Vincent Harris.....FB Birmingham.....1986-87-88  
 William F. Harris.....C Fairfield.....1945  
 Joe Harrison.....HB Montgomery.....1923-24  
 Joe F. Harrison.....Mgr Mobile.....1972-73-74  
 Max Harrison.....E Atmore.....1937  
 Leon Hart.....OL Columbia, SC.....2004-05-06-07  
 Randy Hart.....DT Enterprise.....1991-92-93  
 J.L. Hartselle.....HB Hartselle.....1927  
 Bryant Harward.....QB Thomasville, GA.....1957-59-60  
 Everett Harwell.....E Birmingham.....1944  
 Ryan Hastie.....RB Salinas, CA.....2008  
 Will Hastings.....K Little Rock, AR.....2015  
 Dominic Haston.....DB Eight Mile.....1999-00  
 Charles Hataway.....HB Troy.....1951-52-53  
 Daniel D. Hataway.....B Troy.....1944-45  
 Reginald Hatcher.....Mgr Hartford.....1929  
 L.L. Hatfield.....HB Montgomery.....1929-30-31  
 Hawk Hawkins.....B Gadsden.....1944  
 Herb Hawkins.....Georgiana.....1944  
 Matt Hawkins.....K/P Pensacola, FL.....1993-94-95  
 Tim Hawthorne.....WR Birmingham.....2007-08  
 Frank Hayes.....LB Montgomery.....1949  
 Richard Hayes.....C Orlando, FL.....1947  
 Dick Hayley.....TE Auburn.....76-77-78  
 Lee Hayley.....E Birmingham.....1951-52  
 Charlie Haynesworth.....FB Birmingham.....1937-38-39  
 Brant Haynie.....SS Gadsden.....2004-05-06  
 E.C. Haynie.....E Auburn.....1903  
 Larry Haynie.....DG Atlanta, GA.....1964-65-66  
 John Hayworth.....LB Decatur, GA.....1969-70-71  
 T.R. Head.....QB Troy.....1933  
 Dean Heartel.....FS Atlanta, GA.....1991  
 Walter Heath.....FB Birmingham.....1936-37  
 Josh Hebert.....DB Houston, TX.....2005-06-07  
 Jerry Helms.....C Covington, GA.....1987  
 Mike Helms.....E Abbeville.....1962-63-64  
 Clay Helton.....QB Sugarland, TX.....1992  
 Jon Helton.....OG Dublin, GA.....1990  
 Mike Henley.....TB Oxford.....1974-75  
 Terry Henley.....TB Oxford.....1970-71-72  
 Wayne Hepler.....G New Kensington, PA.....1946  
 Daniel Herren.....HB Tallassee.....1909-10  
 Adam Herring.....LB Springdale, AR.....2008-09  
 Hal M. Herring.....C Lanett.....1946-47-48  
 Will Herring.....S Opelika.....2003-04-05-06  
 McCay Hewlett.....HB Birmingham.....1946  
 Mike Hicks.....S Anniston.....1981-82  
 Tommy Hicks.....DE Montgomery.....1976-77  
 Mike Higgins.....DB Uniondale, NY.....1985  
 Aubrey Hill.....QB Sulligent.....1934  
 David Hill.....OT Lanett.....1961-62  
 Forrest Hill.....DS Jonesboro, GA.....2012-13-14  
 G.B. Hill.....T Talladega.....1902-03  
 Lance Hill.....SB Birmingham.....1974-75-76  
 Larry Hill.....OG Alex City.....1969-70-71  
 Nate Hill.....DT LaGrange, GA.....1984-85-86-87  
 Melvin Hines.....WR Huntsville.....1989-90-91-92  
 Eric Hines-Tucker.....RB Lannett.....1995-96  
 Billy Hitchcock.....HB Union Springs.....1935-36-37  
 James Hitchcock.....E Union Springs.....1930-31-32





# All-Time Lettermen

Ron Middleton.....TE	Atmore.....1982-83-84-85
David Milford.....FS	Birmingham.....1992-93
Andre Miller.....DE	Meridian, MS.....1992-93-94-95
Bogue Miller.....DE	Alex City.....1964-65
Gerald Miller.....Mgr	Enterprise.....1982-83-84
H.R. Miller.....T	Somerville.....1931-32-33
Patrick Miller.....OL	West Palm Beach FL.....2012-13-14
Robert Miller.....E	Cedartown, GA.....1964-65-66
Thomas B. Miller.....Mgr	Birmingham.....1982-83
Ernest Mills.....T	Columbus, GA.....1938-39-40
Javor Mills.....DE	Wilmington, DE.....2000-01
David Mims.....HB	Haineville.....1925
W.D. Mims.....G	Haleyville.....1937-38-39
Jonathon Mincy.....DB	East Atlanta, GA.....2011-12-13-14
Ray Minor.....FB	Hamilton.....1954
Joe Miracle.....C	Jacksonville, FL.....1962-63-64
Jason Miska.....LB	Bridgeport, CT.....1993-94-95
George Mitcham.....C	Georgia.....1896-97-98
Alvin Mitchell.....LB	Venice, FL.....1985-86-87-88
Henry G. Mitchell.....	.....1905
Jack Mitchell.....HB	Georgia.....1903
JaViere Mitchell.....LB	Leeds.....2013-14-15
Joe Bob Mitchell.....HB	Alexander City.....1934-35
Roger Mitchell.....DB	Eufaula.....1971-72-73
Sam Mitchell.....HB	Florence.....1961
Anthony Mix.....WR	Bay Minette.....2002-03-04-05
Deon Mix.....OL	Batesville, MS.....2015
Wesley Mixon.....Tnr	Monroeville.....1989-90
C.E. Molpus.....T	Mobile.....1930-31
Derrick Moncrief.....DB	Prattville.....2014
Henry Monsees.....E	Savannah, GA.....1940
Joe Moon.....LB	Birmingham.....1970
Pitt Moon.....G	Coosa County.....1901-02-03-04
Adolphus Moore.....	.....1911
Alan Moore.....Tnr	Florence.....1982-83-84-85
Allen Moore.....HB	Doraville, GA.....1970
Alton Moore.....DE	Bay Minette.....2000-01
Casinious Moore.....RB	Anniston.....2000-01
George Moore.....G	Auburn.....1946-47-48-49
J. Allen Moore.....	.....1920
Rayburn Moore.....G	Atmore.....1946-47-48-49
Anthony (Gulley) Morgan.....WR	Brantley.....2009
Malvern Morgan.....C	Lanett.....1937-38-39
M.K. Morris.....T	Blountsville.....1933-34-35
Max Morris.....LG	Blountsville.....1941
Mike Morris.....Mgr	Trussville.....1992
Shan Morris.....S	Atlanta, GA.....1985-86-88
Harold Morrow.....TB	Maplesville.....1992-93-94-95
Clarence Morton.....SS	Maplesville.....1989-90-91-92
Harry Mose.....TB	Lake Wales, FL.....1987
Clint Moseley.....QB	Leroy.....2011-12
Brandon Mosley.....OT	Jefferson, GA.....2010-11
Taylor Mosley.....P	Jasper.....2001
Ben Moss.....	.....1944
Marcellus Mostella.....OLB	Gadsden.....1993-94-95-96
Pat Mote.....DS	Thorsby.....1984-85
J.W. Motley.....G	Birmingham.....1907-08
John Motley.....	.....1990
Matthew Motley.....H	Opelika.....2005-06-07
John L. Moulton.....E	Lindale, GA.....1945-47
E. Russell "Slick" Moulton.....E	.....1920-21-22
William P. Moulton.....E	Mobile.....1926
Otis Mounds.....TB	Ft. Lauderdale, FL.....1991-92-93-94
Brent Mueller.....NT	Fairfax, VA.....1998
Chad Mulenburg.....FB	Odessa, FL.....1989-90-91
Eugene Mulhall.....T	Chicago, IL.....1950-51
Gordon Mummert.....	.....1952-53-54-55
Dexter Murphy.....DT	LaGrange, GA.....2000-01-02-03
John Murphy.....QB	Birmingham.....1981
Paul Musgrove.....Tnr	Mobile.....1984-85-86
W.T. Musgrove.....C	Jasper.....1932-33-34
Leon Myers.....OT	Chickamauga, GA.....1958-59-60

## N

Sam Nader.....QB	Shreveport, LA.....1967
James Nall.....HB	Birmingham.....1915-16
George Nalor.....G	Attalla.....1945
Alvin Nash.....LB	Bessemer.....1989-90-91
Ricky Neal.....LB	Daytona, FL.....1994-95-96-97
Mike Neel.....LB	Birmingham.....1970-71-72
Rick Neel.....S	Birmingham.....1973-74-75
Richie Nell.....P	Satsuma.....1989-90
Roman Nelsen.....FB	Fairfax, VA.....1997-98
Edmund Nelson.....DT	Tampa, FL.....1978-79-80-81
L.L. Nelson.....QB	Gadsden.....1926
Tom Nettleman.....C	Birmingham.....1975-76-77
Ted Neura.....T	Brunswick, OH.....1952-53-54
Kirk Newell.....QB	Dadeville.....1910-11-12
Douglas Newsome.....HB	Winter Park, FL.....1925
Bill Newton.....LB	Fayette.....1971-72-73
Bob Newton.....DT	Fayette.....1971-72-73
Cam Newton.....QB	College Park, GA.....2010
J.B. Newton.....T	Greenville.....1930
Bill Nichols.....RT	Sylacauga.....1937-38-39
Lloyd Nix.....QB	Kansas.....1956-57-58
Patrick Nix.....QB	Rainbow City.....1992-93-94-95
Paul M. Nix.....Mgr	Kansas.....1967-68
Charles Nixon.....	Chattanooga, TN.....1900
Glen Nixon.....	Tulsa, OK.....1948-49
Antwoine Nolan.....CB	Newnan, GA.....1996-97-98-99
A.S. Noble.....HB	Tallassee.....1908-09-10
W.L. Noll.....HB	Chattanooga, TN.....1900
Eugene Norman.....HB	.....1945
Bryan Northcutt.....K/H	Ft. Payne.....1995
Walter Northcutt.....Mgr	Auburn.....1978-79-80
Mike Northrup.....C	Pascagoula, MS.....1976
Clarence Norton.....HB	Clayton.....1948-49
Ben Nowland.....C	Ponte Vedra, FL.....1999-00-01-02
Dan Nugent.....TE	Pompano Beach, FL.....1972-73-74

## O

Ben Obomanu.....WR	Selma.....2002-03-04-05
Richard O-Cain.....	Durant, MS.....1946
Neil O'Donoghue.....PK	Dublin, Ireland.....1975-76
Ralph O'Gwynne.....HB	Selma.....1936-37-38
Ron O'Neal.....FB	Atlanta, GA.....1981-82
D.D. O'Rourke.....FB	West Palm Bch., FL.....1935
Sammy Oates.....QB	Columbus, GA.....1970-71
Rudy Odom.....OL	Mandeville, LA.....2008
J.B. Oglesby.....E	Georgia.....1892-93
Craig Ogletree.....LB	Barnesville, GA.....1986-87-88-89
Charles Olatunji.....WR	Lilburn, GA.....2008
G.B. Ollinger.....E	Mobile.....1923-25
Rodney Ollinger.....E	Mobile.....1918-19-20-21
Brian Osborn.....OT	Plant City, FL.....1991-92-93-94
Steve Osborne.....OT	Birmingham.....1963-64
Dave Ostrowski.....OT	Peru, IL.....1973-74-75-76
Jeff Ostrowski.....OT	Peru, IL.....1983-84
Dale Overton.....WR	Hackleburg.....1988-89-90-91
Joe Overton.....QB	Greenville, MS.....1961-62
Hunter Owens.....QB	Birmingham.....1944
James Owens.....FB	Fairfield.....1970-71-72
LaDarius Owens.....DE	Bessemer.....2011-12-13-14
Michael Owens.....RB	Tuscumbia.....1999-00-01-02
Paul Owens.....TE	Birmingham.....1997

## P

Ken Paduch.....OT	Hasborough Hts., NJ.....1957-58
J.M. Page.....B	Jefferson County.....1904-05-06
Terry Page.....FB	Mobile.....1971
W.G. Page.....E	Samson.....1911
Jonathan Palmer.....OG	Decatur, GA.....2003-04-05-06
Kenneth Parham.....QB	Birmingham.....1984
John Parish.....Mgr	Atlanta, GA.....1990
H.Bingham Park.....E	LaGrange, GA.....1898
Orlando Parker.....WR	Montgomery.....1991-92

Tate Parker.....Mgr	Macon, GA.....1989-90-91-92
W.D. Parker.....QB	Ozark.....1930-31-32
Cody Parkey.....K	Jupiter, FL.....2010-11-12-13
Allan Parks.....QB	Jackson, MS.....1950-51
Jeff Parks.....TE	Gardendale.....1982-83-84-85
Keith Parks.....Mgr	Birmingham.....1982-83-84-85
Mike Parks.....Mgr	Auburn.....1985-86-87-88
John Parrish.....Mgr	Lawrenceville, GA.....1992
Andrew Parmar.....OL	Dalton, GA.....2009
Woody Parramore.....DB	Montgomery.....2010
James Partin.....QB	Chamblee, GA.....1963-64
John Pass.....PK	Collierville, TN.....1997
Phillip Pate.....LB	Birmingham.....2000-01
Rob Pate.....S	Birmingham.....1997-98-99-00
R.H. Pate.....FB	Montgomery.....1930
Haygood Paterson.....G/E	Montgomery.....1903-04-05
Haygood Paterson, Jr.....T	Montgomery.....1932-34-35
James Paterson.....E/B	Montgomery.....1902-03-05
Julius Paterson.....QB	Montgomery.....1932-33
Wallace Paterson.....E	Montgomery.....1907-08
William Paterson.....G	Montgomery.....1899-00
William W. Paterson.....C	Montgomery.....1925-26-27
Jim Patton.....SE	Oneonta.....1976-77
Edward Peake.....QB	Pensacola, FL.....1927-28
James Pearce.....T	Winfield.....1920-21-22
Marvin Pearce.....T	Marion County.....1896-97
T.H. Pearce.....G	Clinton.....1926-27
Gus Pearson.....E	Birmingham.....1938-39
Raymond Pelfrey.....B	Portsmouth, OH.....1947
Morris Pelham.....T	Mablepe.....1898-99-00
Mike Pelton.....DT	Goshen.....1991-92-93-94
F.H. Pendergast.....HB	Birmingham.....1913-14-15-16
Cencade Pennington.....RB	Troy.....1996-97-98-99
George Penton.....G	Coosa County.....1905-06-07-08
John Penton.....G	Coosa County.....1897
George Peoples.....FB	Tampa, FL.....1979-80-81
Mark Pera.....OL	Memphis, TN.....2000-01-02-03
Mike Perillard.....HB	Hollywood, FL.....1965-66-67
Beauford Perkins.....DT	Prichard.....1984
E. Snow Perkins.....HB	Calhoun County.....1893
Danny Perry.....TE/FB	Auburn.....2005-06-07
S.D. Peterson.....QB	Chattanooga, TN.....1922
George Petrie.....	.....1893
Jimmy Pettus.....HB	Oxford.....1958-59-60
Kamryn Pettway.....FB	Montgomery.....2015
Raymond Phagan.....LB	Thomaston, GA.....1974-75-76
Jim Pharr.....C	Fort Payne.....1942-43-46
Edward Phillips.....LB	Thomasville.....1984-85-86-87
Jimmy "Red" Phillips.....E	Alexander City.....1955-56-57
Kevin Phillips.....P	Greenwood, MS.....2015
Ladarius Phillips.....FB	Roanoke.....2011
W.E. Phipps.....HB	Carrollton, GA.....1931-32-33
F.E. Pickett.....T	Inverness.....1912
Bennie Pierce.....LB	Valdosta, GA.....1989-90-91-92
Danny Pierce.....Tnr	Montgomery.....1988-89-90-91
L.W. Pierce.....G	Montgomery.....1902-03
Mike Pina.....FS	Merritt Island, FL.....1990-91-92-93
Tom Pinkston.....TB	Montgomery.....1982-83
Eddie Pitman.....Mgr	Atlanta, GA.....1958-59-60
Richard Pittman.....C	Dothan.....1966-67-68
Jim Pitts.....DE	Northport.....1973-74-75
John Pitts.....C	Pittsview.....1908-09-10
Montavis Pitts.....CB	Loachapoka.....2003-04-05
Richard Plagge.....HB	Columbus, GA.....1965-66-67
Steve Poitevint.....FL	Cairo, GA.....1978-79
Whitney Polson.....WH	Birmingham.....1999
Daniel Pond.....LB	Spanish Fort, AL.....2015
Jeff Pool.....Mgr	Summerville, GA.....1982-83-84-85
Blake Poole.....DB	Buchanan, GA.....2013
Hicks Poor.....WR	Auburn.....1994-95-96-97
Jerry Popwell.....C	Birmingham.....1963-64-65
Jorge Portela.....PK	Miami, FL.....1977-78-79
Kevin Porter.....CB	Warner Robins, GA.....1984-85-86-87
Steve Posey.....OT	Andalusia.....1984
Summie Poss.....G	Athens, GA.....1945
Tavarreus Pounds.....LB	Villa Rica, GA.....1998-99-00-01

# All-Time Lettermen

Phillip Poundstone.....G	Montgomery.....1946-47	Ashton Richardson.....LB	New Orleans, LA.....2009-10-11-12	Bo Russell.....T	Birmingham.....1936-37-38
Chip Powell.....CB	Prattville.....1984-85-86	Tony Richardson.....FB	Daleville.....1990-91-92-93	Dontavious Russell.....DL	Carrollton, GA.....2015
Ezell Powell.....DL	Georgiana.....1997	Jimmy Ricketts.....C	Grove Hill.....1956-57-58	Erskine Russell.....E	Birmingham.....1946-47-48-49
Francis Powell.....G	Langdale.....1945	Jake Ricks.....DT	Muscle Shoals.....2006-07-08-09	Tony Russell.....WR	Birmingham.....1989-90-91-92
Ike Powell.....LS	Tifton, GA.....2014-15	Obie Riddle.....	Goodwater.....1907-08	William Russell.....	Selma.....1924
James Powell.....HB	Dora.....1955	Dave Ridgeway.....QB	Jackson, MS.....1950-51	Pete Ruzicka.....SS	Cranberry Twp., PA.....2004-05-06
Ray Powell.....FL	Birmingham.....1976-77-78	Darryl Riggins.....CB	Ft. Pierce, FL.....1993-94-95-96		
Tommie Powell.....FS	Greenville.....1983-84-85-86	Quentin Riggins.....LB	Montgomery.....1986-87-88-89		
Jerraud Powers.....DB	Decatur.....2006-07-08	Robert Rigsby.....Mgr	Evergreen.....1966-67		
Greg Pratt.....FB	Albany, GA.....1982	Frank Riley.....B	Greenville.....1956		
Louis Preis.....HB	Waterproof, LA.....1956	John Riley.....SP	Abbeville.....1967-68-69		
Gimel President.....DL	Mt. Pleasant, SC.....2014-15	Marshall Riley.....DT	Swansea, SC.....1977-78-79-80		
Dan Jasper Presley.....T	Opp.....1956-57	Scott Riley.....DE	Birmingham.....1980-81-82		
Ben Preston.....OT	Eufaula.....1955-56-57	Victor Riley.....OT	Swansea, SC.....1994-95-96-97		
Gary Price.....G	Felton, GA.....1961-62-63	Sam Rives.....H	Pelham.....2004		
James Price.....C	Huntsville.....1960-61-62	Franklin Carlisle Rivings.....	.....1899		
Pat Prichard.....DE	East Lansing, MI.....1983	Mark Robbins.....WR	Homewood.....1976-77-78-79		
H.B. Prim.....T	Jackson.....1930-31-32	Ronnie Robbs.....FB	Chattanooga, TN.....1957-58		
Damon Primus.....DT	Detroit, MI.....1992-93	Greg Robert.....OT	Columbus, MS.....1968-69		
Jay Prosch.....FB	Mobile.....2012-13	Stephen Roberts.....DB	Opelika.....2014-15		
E.A. Pruiett.....T	Pine Hill.....1925-26	J.P. Robertson.....B	Fayette.....1918		
Roger Pruiett.....SP	Pisgah.....1971-72-73	Robby Robinett.....TE	Columbus, MS.....1969-70-71		
C.A. Pruitt.....E	Pine Hill.....1919-22-23-24	Abe Robinson.....C	Lawrenceville, GA.....1925		
Mike Pucillo.....OG	Brandon, FL.....1998-99-00-01	Brian Robinson.....SS	Ft. Lauderdale, FL.....1992-93-94		
Ryan Pugh.....C	Hoover.....2007-08-09-10	Carey Robinson.....C	Waverly.....1914-15-16-17		
John Pummer.....	.....1974	Clifton Robinson.....WR	Naples, FL.....1997-98-99-00		
Pete Pummer.....DT	Montgomery.....1969-70	Danny Robinson.....CB	Atlanta, GA.....1983		
John Purifoy.....HB	Montgomery.....1895	Derrick Robinson.....LB	Denham Springs, LA.....1993-94		
Jimmy Putnam.....OG	Birmingham.....1960-61	Gerald Robinson.....DE	Notasulga.....1982-83-84-85		
Jim Pyburn.....E	Birmingham.....1953-54	Greg Robinson.....OL	Thibodaux, LA.....2012-13		
Spencer Pybus.....LB	Dothan.....2008	Henry Robinson.....C	Brooklyn.....1911-12-13-14		
Ralph Pyburn.....E	Birmingham.....1946-48-49	John Robinson.....Tnr	Birmingham.....1982-83-84		

## R

Harris Rabren.....LB	Andalusia.....1976-78-79	Jonathan Robinson.....CB	Villa Rica, GA.....1983-84-85	Erich Sauerbrey.....E	Macon, GA.....1950-51
J.M. Rainer.....	Union Springs.....1918	Jovon Robinson.....RB	Memphis, TN.....2015	Durward Sauls.....DE	Macon, GA.....1968-69
Mark Rainer.....T	Bellamy.....1942	M. Ardath Robinson.....	Cullman.....1949	Aairon Savage.....DB	Albany, GA.....2006-07, '10
Danny Raines.....QB	Woodbridge, VA.....1991	Rusty Robinson.....Tnr	Monroeville.....1986-87-88	Morris Savage.....OB	Dora.....1957-58
Chaz Ramsey.....OL	Madison, MS.....2007	Tommy Robinson.....Mgr	Pell City.....1991-92-93	Sidney Scarborough.....QB	Atlanta, GA.....1934-35-36
Eric Ramsey.....CB	Homewood.....1987-88-89-90	Travaris Robinson.....DB	Miami, FL.....1999-00-01-02	Robert Scarbrough.....FB	Troy.....1952-53-54-55
Jamoga Ramsey.....WR	Delray Beach, FL.....2004	Todd Rock.....Tnr	Forest Park, GA.....1986-87-88	Carl Schlich.....T	Mobile.....1928-29
Jerry Randall.....C	Bessemer.....1982	David Rocker.....DT	Atlanta, GA.....1987-88-89-90	Dick Schmalz.....SE	Birmingham.....1969-70-71
Don Randolph.....E	Gordo.....1966	Tracy Rocker.....DT	Atlanta, GA.....1985-86-87-88	William Schuler.....E	Birmingham.....1941
Jay Ratlif.....DE/DT	Valdosta, GA.....2001-02-03-04	Prechae Rodriguez.....WR	Tampa, FL.....1985-86-87-88	Jack Schwieger.....TE	Chicago, IL.....1998-99
David Rawson.....FB	Pensacola, FL.....1962-63	Jim Roe.....OT	Mauldin, SC.....93-94-95-96	Charles Scott.....HB	Bessemer.....1920-21-22-23
Larry Rawson.....FB	Pensacola, FL.....1961-62-63	Carlos Rogers.....DB	Augusta, GA.....2001-02-03-04	Robert Scott.....WR	Winter Haven, FL.....1992-94
Lamar Rawson.....RB	Pensacola, FL.....1957-58-59	Dennis Rogers.....DE	Birmingham.....1978-79-80	Stan Sealy.....Mgr	Blakely, GA.....1988-89
Melvin Ray.....WR	Cairo, GA.....2012-13-14-15	Don Rogers.....T	Birmingham.....1952	Stacy Searels.....OT	Trion, GA.....1984-85-86-87
W.M. Ray.....G	Alexander City.....1921-22	Foreman Rogers.....	.....1952	Chris Sears.....OG	Cullman.....1990
Frank Reagan.....C	Delta.....1920-21	George Rogers.....T	Birmingham.....1953-54	Colin Sears.....OG	Russellville.....1998-99-00
Troy Reddick.....OL	Albany, GA.....2002-03-04-05	Hugh Rogers.....T	Langdale.....1934-35-36	Kevin Sears.....LB	Russellville.....2003-04-05-06
S.A. Redding.....T	Georgia.....1893-94	Lamar Rogers.....DT	Opp.....1987-88-89-90	Jason Seehafer.....Mgr	Oxford.....1989-90
Anthony Redmon.....OT	Brewton.....1990-91-92-93	R.C. Rogers.....G	Brewton.....1918-19-20	Robert Seibert.....	Lancaster, IL.....1946
Eric Reebals.....LB	Homewood.....1993-94-95	Robert W. Rogers.....T	Gadsden.....1962	Rob Selby.....OT	Birmingham.....1987-88-89-90
Brandon Reed.....DB	Mobile.....1999	Stephen Rogers.....Tnr	Jackson, MS.....1988-89-90	Geddes Self.....G	Lewisburg.....1923-24-25
Perry Reed.....CB	Guin.....1987	Tres Rogers.....G	Montgomery.....1971	Clyde Sellers.....	.....1927
Trovon Reed.....WR	Thibodaux, LA.....2011-12-13-14	W.A. Rogers.....DB	.....1931-32-33	Gilbert Sellers.....LB	Ramer.....1978-79-80
John Reese.....FB	Pensacola, FL.....1923	Benji Roland.....NG	Eastman, GA.....1985-86-87-88	Kim Sellers.....LB	Montgomery.....1974-75-76-77
Quinton Reese.....LB	Birmingham.....1996-97-98-99	Ray Rollins.....DE	Moultrie, GA.....1976-77-78-79	Lee Marke Sellers.....TE	Brewton.....1985-86-87-88
Bishop Reeves.....C	Auburn.....1978-79-80-82	James Roscoe.....DE	Ft. Lauderdale, FL.....1995	Mel Sellers.....Tnr	Opp.....1983-87
Carver Reeves.....TE	Auburn.....1981	Charles Rose.....DB	Leeds.....1992-94-95-96	Scott Selman.....P	Summerville, GA.....1983
Frank Reeves.....C	Hogansville, GA.....1954-55-56	Courtney Rose.....S	Town Creek.....1997-98-99-00	Cary Senn.....HB	Auburn.....1930-31-32
Walter Reeves.....TE	Eufaula.....1985-86-87-88	George Rose.....HB	Brunswick, GA.....1961-62-63	John Sewell.....Tnr	Bremen, GA.....1986-87-88-89
Craig Remington.....SE	Nashville, TN.....1984	Jimmy Rose.....G	Florence.....1942-46	Leo Sexton.....DE	Atlanta, GA.....1957-58-59
George Revington.....FB	Chattanooga, TN.....1916-17	Jonathan Rose.....DB	Leeds.....2011	Tom Shackelford.....FB	.....1931-32
Bill Reynolds.....Mgr	Enterprise.....1982-83-84-85	Mark Rose.....DE	Venice, FL.....1986-87-88-89	J.G. Shackelford.....	.....1930
James A. Reynolds.....FB	Manchester, GA.....1940-41-42	Junior Rosegreen.....S	Ft. Lauderdale, FL.....2001-02-03-04	Chandler Shakespeare.....RB	Oxford.....2013
Jimmy Reynolds.....FB	Rossville, GA.....1957-58-59	Darrell Roseman.....OL	Dunedin, FL.....2009	R.G. Shanks.....	.....1894
O. Neal Reynolds.....PK	Lafayette.....1976	John Ross.....HMGr	Tuskegee.....1956-57	E. Shannon.....	.....1928
Walker Reynolds.....HB	Anniston.....1907-08-09	Ronnie Ross.....TE	Tuscaloosa.....1968-69-70	Mark Sharpe.....TE	Wetumpka.....1996-97
Robert Rhed.....G	McComb, MS.....1950	Steven Ross.....OG	Nashville, TN.....2002-03-05	Jimmy Shaw.....Mgr	Montgomery.....1985-86-87-88
Bob Rhodes.....DE	Columbus, GA.....1976-77-78	Herbert Roton.....T	Montgomery.....1935-36	Joe Shaw.....DE	Birmingham.....1975-76-77
Ken Rice.....OT	Bainbridge, GA.....1958-59-60	Shannon Roubique.....C	Denham Spgs., LA.....1992-93-94-95	Shawn Shaw.....LB	Pearson, GA.....1998
Logan Rice.....WR	Rome, GA.....2015	Joe Rowe.....OT	Montgomery.....1981	Richard Shea.....DT	Birmingham.....1988-89-90-91
Virgil Preston Rice.....Mgr	Birmingham.....1941	Lynn Rowe.....Tnr	Haleyville.....1983-84-85	David Shelby.....FB	Birmingham.....1971
		Lemarcus Rowell.....LB	Opelika.....2002	Alton Shell.....HB	Georgiana.....1954-55
		Todd Rubley.....QB	Davenport, IA.....1981	Chris Shelling.....SS	Columbus, GA.....1991-92-93-94
		Nick Ruffin.....DB	Duluth, GA.....2014-15	F.L. Sheridan.....	.....1924
				E.C. Sherling.....	.....1918-19-20-21
				W.G. Sherling.....	.....1910-11-12

# All-Time Lettermen

Michael Sherwood..... DB Riverdale, GA ..... 2015  
 Jacob Shirey..... LB Ft. Payne..... 2008  
 John Shirey..... 1920-21-22  
 Mike Shirey..... C Ft. Payne..... 1980  
 Merrill Shirley..... DB Elba ..... 1967-68-69  
 Robert Shiver..... DS Thomasville, GA ..... 2006-07-08  
 Josh Shockley..... LB McDonough, GA ..... 2015  
 Ryan Shoemaker..... P Birmingham..... 2007, '10  
 David Short..... Mgr Birmingham..... 1970  
 Tom Shotts..... E Bexar ..... 1925-26-27  
 Mike Shows..... SE Chickasaw ..... 1967-68  
 Blake Shrader..... SS Stevenson ..... 2005-06-07  
 Rob Shuler..... OT Atlanta, GA ..... 1982-83-84-85  
 Brian Schulman..... P Brentwood, TN ..... 1986-87-88  
 Jimmy Sidle..... QB Birmingham..... 1962-63-64  
 Devaunte Sigler..... DL Mobile..... 2011  
 Arnold Silverberg..... T Jacksonville, FL ..... 1944  
 Johnny Simmons..... S Childersburg..... 1970-71-72  
 Kendall Simmons..... OL Ripley, MS..... 1997-98-00-01  
 Michael S. Simmons..... E New Brunswick, NJ ..... 1956-57-58  
 Stanford Simmons..... FS Ashland ..... 1999-00-01  
 Howard Simpson..... E Marietta, GA ..... 1961-62-63  
 Jess Simpson..... TE Marietta, GA ..... 1990-91  
 Donald Sims..... Mgr Talladega ..... 1981  
 Pat Sims..... DT Ft. Lauderdale, FL ..... 2006-07  
 Jim Simmans..... LB Tifton, GA ..... 1972-73  
 John Sistrunk..... RB Cottonwood..... 1976  
 Pelham Sitz..... RB ..... 1937-38  
 W.C. Sitz..... T Gadsden..... 1922-23-24  
 James Sivell..... G Chipley, GA ..... 1935-36-37  
 Benny Sivley..... DT Blountsville ..... 1971-72-73  
 Emmitt Sizemore..... 1917-18-20  
 Henry Skeggs..... 1898-99  
 Mike Skelton..... OT Tuscaloosa..... 1976-77  
 Danny Skutack..... LB Opelika ..... 1978-79-80-81  
 Jim Skuthan..... OT Leesburg ..... 1978-79-80  
 Reggie Slack..... QB Milton, FL ..... 1986-87-88-89  
 Chad Slade..... OL Moody ..... 2011-12-13-14  
 Mike Slade..... DB Tallahassee, FL ..... 2008-09  
 Chris Slaughter..... WR Fort Valley, GA ..... 2007-08  
 Jake Slaughter..... LB/FB Brentwood, TN ..... 2002-03-04-05  
 Jonathan Sledge..... FB Birmingham..... 1995  
 John Slone..... 1919  
 Brent Slusher..... TE Pineville, KY ..... 2008  
 Harley Smalley..... B Birmingham..... 1945  
 A. Champion Smith..... 1926  
 Alex Smith..... TB College Park, GA ..... 1989-90-91-92  
 Braden Smith..... OL Olathe, KS ..... 2014-15  
 Brian Smith..... DE Opelika ..... 1985-86-87-88  
 C.E. Smith..... E Montgomery..... 1938  
 Doug Smith..... DT Bayboro, NC ..... 1982-83  
 E.R. Smith..... 1929  
 Eric Smith..... RB Seffner, FL ..... 2008-09-10  
 Fred Smith..... CB Eufaula..... 1991-92-94  
 Freddie Smith..... LB Athens..... 1976-77-78-79  
 George W. Smith..... Mgr Sheffield..... 1930  
 Greg Smith..... TE Auburn ..... 2000  
 Hal Smith..... WR Gadsden..... 1976  
 Harry Smith..... 1894-95  
 Henry Smith..... 1913  
 Jason Smith..... WR Mobile, AL ..... 2015  
 John Smith..... DT Florence..... 1975-76-77  
 Mark Smith..... DE Vicksburg, MS..... 1995-96  
 Mike Smith..... DB Memphis ..... 1989  
 Nate Smith..... DT Cairo, GA ..... 1994-95-96-97  
 Osmo Smith..... E Chattanooga, TN ..... 1936-37-38  
 Robert Smith..... QB Atlanta, GA ..... 1986-87  
 Rodgeriquis Smith..... WR Snellville, GA ..... 2005-06-07-08  
 Ryan Smith..... DB Cordova ..... 2010-11-12-13  
 Sammy Smith..... TB Dothan..... 1968-69  
 Scott Smith..... Tnr Lineville..... 1981-82-83-84  
 Tre Smith..... TB Venice, FL ..... 2002-03-05-06  
 Vance Smith..... TE Pace, FL ..... 2008  
 Whit Smith..... LB Cordele, GA ..... 1998-99-00  
 Zac Smith..... QB Birmingham..... 1902-03  
 Zeke Smith..... G Uniontown..... 1957-58-59

W.T. Snapp..... 1923  
 Les Snead..... TE Eufaula..... 1993  
 Denvard Snell..... T Dothan..... 1944-45-46-48  
 Ralph M. Snider..... 1918-19  
 Snitz Snider..... 1926-27  
 Terry Solomon..... LB Cairo, GA ..... 1992-93-95-96  
 Paul South..... Mgr ..... 1977-78-79  
 Mayo Sowell..... LB Birmingham..... 2001-02-03-04  
 Danny Speigner..... OT Montgomery..... 1969-70-71  
 Jimmy Speigner..... OG Montgomery..... 1968-69-70  
 Dudley Spence..... QB McComb, MS ..... 1951-52  
 Jackie Spencer..... HB Montgomery..... 1959  
 John C. Spencer..... Tampa, FL ..... 1942  
 Scott Spencer..... Mgr Vernon..... 1985-86  
 Takeo Spikes..... LB Sandersville, GA ..... 1995-96-97  
 Leslie Spinks..... E Thomasville..... 1923-24-25  
 Pete Spinks..... T Thomasville..... 1926-27-28  
 Rob Spivey..... TE Ft. Walton, FL ..... 1973-74-75  
 E. Scott Sprague..... Mgr Birmingham..... 1937  
 Joseph Miles Sprague..... Ensley..... 1941  
 Alex Spurlin..... SS Opp ..... 1985-86  
 Ed Spurlin..... LB Opp ..... 1985  
 Scott Stacey..... DE Prattville ..... 1994-95  
 Ron Stallworth..... DT Pensacola, FL ..... 1985-86-87-88  
 Travante Stallworth..... WR Leesville..... 2009-11-12  
 Steve Stanaland..... DT Valdosta, GA ..... 1973-74-75  
 Frankie Stankunas..... S Live Oak, FL ..... 1988-89-90-91  
 Royden K. Stanley..... B Chambers County..... 1906  
 Greg Staples..... S Atmore ..... 1986-87-88  
 John Steadham..... QB Auburn ..... 1910  
 George Steed..... T Sunny South..... 1913-14-15  
 Andy Steele..... OG Birmingham..... 1972-73-74  
 George Stephenson..... OG Hartselle ..... 1978-79-80  
 Craig Stevens..... LB Tallahassee, FL ..... 2007-08-09-10  
 Tony Stevens..... WR Orlando, FL ..... 2013-14-15  
 Carl Stewart..... RB Alcoa, TN ..... 2004-05-06-07  
 Curtis Stewart..... TB Montgomery..... 1985-87  
 Daniel Stewart..... T Birmingham..... 1947-48-49  
 Jack Stewart..... B Anniston..... 1930-31-32  
 John Stewart..... FB Riceboro, GA ..... 1990  
 Joseph Stewart..... HB Montgomery..... 1934-36  
 W.A. Stickney..... FB Anniston..... 1916  
 Andy Stidfole..... WR Birmingham..... 1988-89  
 Burt Stiles..... G Birmingham..... 1917  
 Randy Stokes..... OG Tallassee ..... 1982-83-84-85  
 William Bee Stokes..... E Marion County..... 1895-96-97  
 Gordon Stone..... DB Pine Apple..... 1985  
 David Storey..... Mgr Ozark ..... 1971-72-73  
 Ron Storey..... FB Ozark ..... 1967-68-69  
 Tyler Stovall..... H Hokes Bluff..... 2014-15  
 Tim Stowers..... OL Huntsville..... 1977-78  
 Jimmy Strain..... C Fairfield ..... 1954-55-56  
 Bradley Streit..... FB Birmingham..... 1909-10  
 G.W. Streit..... T Birmingham..... 1904-05  
 Ben Strickland..... C Auburn ..... 1973-74-75  
 Bobby Strickland..... LB Grand Bay ..... 1968-69-70  
 Paul Strickland..... Tnr Vestavia ..... 1988  
 Raymond Stringer..... T Highland Home ..... 1945  
 Jim Bob Striplin..... QB Hartford ..... 1998  
 Alex Strong..... FB Macon, GA ..... 1988-89  
 Francis Stubbs..... HB Douglas ..... 1918-19-20  
 Doug Suell..... T Birmingham..... 1967  
 John Sullen..... OL Auburn ..... 2009-10-11-12  
 Joe Sullivan..... QB Birmingham..... 1980-81  
 Josh Sullivan..... QB Little Rock, AR ..... 2003  
 Pat Sullivan..... QB Birmingham..... 1969-70-71  
 Patrick Sullivan..... QB Birmingham..... 1993-94  
 Johnny Sumner..... LB Cottonton..... 1973-74  
 Manning Sumner..... LB Birmingham..... 1998  
 Shannon Suttle..... DE LaFayette, GA ..... 1994-95-96-97  
 Mickey Sutton..... HB Mobile..... 1962-63-64  
 Ricky Sutton..... DE Tucker, GA ..... 1989-90-91-92  
 Anthony Swain..... LB Gadsden..... 2013-14  
 Maurice Swain..... DL LaGrange, GA ..... 2015  
 Henry Sweet..... B Bessemer..... 1924  
 James Swinton..... WR Tucker, GA ..... 2006-07-08

## T

Marion Talley..... FB Decatur ..... 1931-32-33  
 Ben Tamburello..... C Birmingham..... 1983-84-85-86  
 Reid Tankersley..... TE Wetumpka ..... 1998-00  
 Joe Tanory..... Birmingham..... 1970-71-72  
 Andre Tarrance..... FB Jacksonville, FL ..... 1991  
 Ben Tate..... RB Newark, MD ..... 2006-07-08-09  
 Walter Tate..... DT Decatur ..... 1989-90  
 Patrick Tatum..... P Sylvania ..... 2007  
 Roy Tatum..... T Flomaton..... 1965-66-67  
 Brandon Taylor..... OT Olive Branch, MS ..... 1998  
 Chris Taylor..... FS Webb ..... 1983  
 Courtney Taylor..... WR Carrollton..... 2003-04-05-06  
 Doug Taylor..... DB Opelika ..... 1981  
 E. Taylor..... HB Phenix City ..... 1929-30  
 Greg Taylor..... WR Opelika ..... 1987-88-89-90  
 Jason Taylor..... OG Mobile..... 1992-93-94-95  
 Larry Taylor..... DT Ft. Lauderdale, FL ..... 1971-72  
 Marlon Taylor..... CB Smiths Station ..... 1996-97  
 Nathan Taylor..... WR ..... 2011  
 Ryan Taylor..... LB Dublin, GA ..... 1995-96-97-98  
 Sean Taylor..... LB Brooklyn, NY ..... 1994  
 Steve Taylor..... C Atlanta, GA ..... 1972-73  
 Rick Telhiard..... DT Mobile..... 1973-74-75  
 Paul Terry..... OT Decatur ..... 1954-55-56  
 F.J. Thagard..... T Butler County..... 1907  
 Steve Thaxton..... Mgr Jacksonville, FL ..... 1964-65-66  
 Robenson Therezie..... LB Miami, FL ..... 2011-12-13-14  
 J.H. Thigpen..... G ..... 1912-13-14-15  
 Alex Thomas..... SS Dothan ..... 1988-89-90-91  
 Ben Thomas..... DT Ashburn, GA ..... 1981-82-83-84  
 Charles Thomas..... QB Douglasville, GA ..... 1978-79-80-81  
 Dontarrious Thomas..... LB Perry, GA ..... 2000-01-02-03  
 Frank Thomas..... TE Columbus, GA ..... 1986  
 J. Thomas..... T Montgomery..... 1940-41-42  
 Leonard Thomas..... OG Columbus, GA ..... 1993-94-95-96  
 Liron Thomas..... DB Plant City, FL ..... 1995  
 Pat Thomas..... DE Mobile..... 1983-84-85  
 Roc Thomas..... RB Oxford ..... 2014-15  
 W.D. Thomason..... C Auburn ..... 1923  
 Christian Thompson..... DB Ft. Lauderdale, FL ..... 2008  
 Foy Thompson..... G Camden, SC ..... 1950-51-52  
 Greg Thompson..... C Enterprise..... 1990-91-92-93  
 Jim Thompson..... C Enterprise..... 1985-86-87-88  
 Josh Thompson..... NG Statesboro, GA ..... 2004-05-06-07  
 Larry Thompson..... OT Tarrant..... 1971  
 Carlos Thornton..... LB Holy Trinity ..... 1991-92-93  
 Jack Thornton..... DT Washington, GA ..... 1963-64-65  
 Marshall Thomson..... RB Jonesboro, GA ..... 2002  
 Neiko Thorpe..... DB Tucker, GA ..... 2008-09-10-11  
 William Thorpe..... G Aiken, SC ..... 1937-38-39  
 Demetrius Threatt..... FB Alabaster ..... 1983-84  
 Robenson Therezie..... DB Miami, FL ..... 2011  
 Joe Tiburzi..... T Chester, PA ..... 1950-51  
 Reynolds Tichenor..... QB Atlanta, GA ..... 1894-95-96  
 Don Tidwell..... OG Calcia ..... 1970  
 Travis Tidwell..... QB/HB Birmingham..... 1946-47-48-49  
 Don E. Tillery..... Phenix City ..... 1945  
 Allen Tillman..... QB Newton, MS ..... 2000-01  
 Lawyer Tillman..... WR Mobile..... 1985-86-87-88  
 Lawyer Tillman..... RB Lacey, WA ..... 2015  
 Tim Tillman..... OG Theodore ..... 1990-91  
 Jackson Timmerman..... OL Rehobeth ..... 2008  
 Jay Timmerman..... Tnr Tallassee ..... 1978-79  
 Don Timmons..... RB Montgomery..... 2000-01  
 Craig Tindle..... Mgr Auburn ..... 1986-87-88  
 John Tipper..... HB Carbon Hill ..... 1934-35-36  
 Chris Todd..... QB Elizabethtown, KY ..... 2008-09  
 Cameron Toney..... OLB Huntsville ..... 2015  
 Clifford Toney..... DB Huntsville..... 1977-78-79-80  
 Sheldon Toomer..... HB Auburn ..... 1892  
 Reggie Torbor..... DE Baton Rouge, LA ..... 2000-01-02-03  
 Jeremy Toungett..... OT Olive Branch, MS ..... 1998-99-00  
 Patrick Trahan..... LB New Orleans, LA ..... 2006  
 Raymond Trammell..... B Comer ..... 1924

# All-Time Lettermen

R.R. Trapani.....E Savannah, GA.....1944  
U.L. Trapani.....T Savannah, GA.....1942  
John Trapp.....HB Tupelo, MS.....1917-18-19  
Jamar Travis.....DL Brewton.....2009-10-11-12  
Tommy Traylor.....QB Montgomery.....1968-69-70  
Adlai Trone.....DB Trussville.....1998-99  
Charlie Trotman.....QB Montgomery.....1977-78-79  
John Trotman.....C Troy.....1944-45  
Marvin Trott.....C Montgomery.....1975-76-77  
Tommy Trott.....TE Montgomery.....2006-07-08-09  
Barrett Trotter.....QB Birmingham.....2010-11  
Rich Trucks.....OL Hoover.....2001-02-04  
Stanton Truitt.....WR Atlanta, GA.....2015  
Howell Tubbs.....QB Birmingham.....1954-55-56  
Tucker Tuberville.....QB Auburn.....2015  
Marvin Tucker.....B Linden.....1965-66-67  
William Tucker.....QB Birmingham.....1949-50  
C.H. Turk.....B Marion.....1924  
Andrew Turman.....FB Hoover.....2006  
Bill Turnbaugh.....T Tucumcari, NM.....1951-52  
Brent Turner.....DS Titus.....1995-96-97-98  
Paul Turner.....FB Anniston.....1924-25-26  
Raymond Turner.....T Vernon.....1927  
Steve Turner.....Mgr Birmingham.....1977-78-79  
Tracy Turner.....OG Chatom.....1982-83-84  
Greg Tutt.....DB Rome, GA.....1980-81-82  
F.E. Tuxworth.....QB Lafayette.....1925-26-28

## U

Keith Uecker.....OG Hollywood, FL.....1978-79-81  
Trent Ulrich.....SS St. Petersburg, FL.....1986  
Andy Underwood.....LB Huntsville.....1986  
Harry Unger.....FB Fayette.....1970-71  
C.J. Uzamora.....WR Suwanee, GA.....2011-12-13-14

## V

Chris Vacarella.....QB/WR Birmingham.....1973-74-75-76  
Johnny Valentine.....OG Melbourne, FL.....1968-69-70  
George Vallone.....OT Deltona, FL.....2004  
Anthony VanDeusen.....DE Licking, MO.....1997-98  
Bill Van Dyke.....G Atlanta, GA.....1962-63-64  
Mack VanGorder.....DB Gainesville, GA.....2014  
Jack Van Yperen.....DB Ridgewood, NJ.....1970  
James Vann.....B Henry County.....1895-96-97  
John Vaughn.....K Brentwood, TN.....2003-04-05-06  
Ted Varano.....T Media, PA.....1949-50  
B.W. Vaughn.....Mgr Dothan.....1926  
Terry Vaughn.....D Dauphin Island.....1958  
Willis Venable.....G Birmingham.....1904-05  
Jonathan Vickers.....DB Athens.....2006-07-08  
David Vinson.....DE Red Bay.....1983  
Neal Vinson.....DE Slocumb.....1985  
Matt Vogler.....QB Tampa, FL.....1988  
Jim Von Wyl.....K Akron, OH.....1989-90-91

## W

Bill Waddail.....E Elba.....1946-47-48  
Troy Wagon.....Springville.....1977  
Bucky Waid.....E Springville.....1962-63-64  
Bobby Walden.....QB Bainbridge, GA.....1985  
Gary Walker.....DT Lavonia, GA.....1993-94  
Gene Walker.....LB Columbus, GA.....1969-70-71  
J.D. Walker.....WR Powder Springs, GA.....1994  
Marion Walker.....QB Newbern.....1937-38  
Rashaud Walker.....DB Decatur, GA.....1999-00-01-02  
Ricardo Walker.....DT Darlington, SC.....1993  
Sullivan Walker.....HB Montgomery.....1973  
Terry Walker.....HB Ashburn, GA.....1984  
Joe Walkins.....WR Ft. Lauderdale, FL.....2001  
Hindman Wall.....DE Birmingham.....1957  
Cooper Wallace.....TE Nashville, TN.....2002-03-04-05  
Dennis Wallace.....S Carrollton, GA.....1987-88-89-90  
Ernest Wallace.....OT Gadsden.....1990-91-92

James Wallace.....OG Gadsden.....1982  
Jonathan Wallace.....QB/WR Phenix City.....2012-13-14-15  
Steve Wallace.....OT Atlanta, GA.....1982-83-84-85  
Johnny Wallis.....HB Birmingham.....1948-49-50  
Randy Walls.....QB Brundidge.....1972-73  
Brian Walsh.....DL Winter Springs, FL.....2014  
David Walsh.....Tnr Bluff City, TN.....1984  
James Walsh.....FB Philadelphia, PA.....1954-55-56  
Bobby Walton.....DT Ft. Walton, FL.....1963-64-65  
Glen Ward.....S Fayetteville, GA.....1974-75  
Harry Ward.....FB Montgomery.....1973-74  
Luke Ward.....QB Bessemer.....1927  
Richard Ward.....Birmingham.....1962-63-64  
Will Ward.....C Prattville.....2004  
Brad Ware.....S Powder Springs, GA.....1996-97-98  
Reggie Ware.....FB Huntsville.....1984-85-86-87  
Robert Ware.....Jefferson County.....1905-06-07  
C.C. Warren.....T Coal City.....1918-19-20  
Ernie Warren.....G Marietta, GA.....1962-63-64  
Frank Warren.....OT Birmingham.....1977-78-79-80  
James Warren.....OT Valdosta, GA.....1954-56-57  
Jimmie Warren.....CB Birmingham.....1982-83-85  
Ordell Warren.....E Marion.....1953  
Haywood Warrick.....OG Dothan.....1957-58-59  
Caleb Warrington.....C Dover, DE.....1944  
Bobby Wasden.....DE Greenville.....1957-58-59  
Shayne Wasden.....WR Selma.....1988-89-90  
Demond Washington.....DB Tallahassee.....2009-10  
Marcus Washington.....LB Auburn.....1996-97-98-99  
Pat Washington.....QB Mobile.....1983-84-85  
James Watkins.....B Columbus.....1944  
Johnnie Watwood.....E Birmingham.....1926  
Bobby Weaver.....E Talladega.....1947-48  
Donald Webb.....DB Scottsboro.....1967-68-69  
James Webb.....HB Lee County.....1902-03  
Judson Webb.....G Anniston.....1901  
Jeff Weekley.....OT Columbus, GA.....1955-56-57  
Warren Weeks.....Mgr Geneva.....1982-83  
Eddie Welch.....DE Columbus, GA.....1970-71-72  
Michael C. Welch.....E Atlanta, GA.....1957  
Mike Welch.....G Atlanta, GA.....1932-33-34  
Josh Weldon.....DE Cordele, GA.....1998-99-00  
Jeremy Wells.....DS Mobile.....2000-01-02-03  
George Wendling.....HB Birmingham.....1939-40  
Thomas Wert.....G Morgan County.....1898  
Homer Wesley.....C/T Gadsden.....1950  
Ed West.....TE Leighton.....1980-81-82-83  
Herschel West.....E Key.....1933  
Willis West.....E Piedmont.....1944  
Cleve Wester.....T Albany, GA.....1956-57-58  
Ricky Westbrook.....LB Piedmont.....1979-80  
Freddy Weygand.....SE Gadsden.....1984-85-87-88  
Hancie Whatley.....E Opelika.....1937  
John Whatley.....DE Eufaula.....1957  
Wade Whatley.....QB Tuskegee.....1972-73  
George Wheeler.....E Madison County.....1897-98  
Jack Whigham.....Mgr Opp.....1982-86  
Jawara White.....LB Troy.....2011  
Jeffrey Whitaker.....DT Warner Robins, GA.....2010-11-12-14  
Brandon White.....WR Birmingham.....1998-99  
H.T. White.....B Colbert County.....1907  
Marcus White.....DT Theodore.....2000-01  
Parker White.....Troy.....1952-53-55  
Ryan White.....DB Tallahassee, FL.....2010-11-12-13  
Sean White.....QB Boca Raton, FL.....2015  
Stan White.....QB Birmingham.....1990-91-92-93  
Jermaine Whitehead.....DB Greenwood, MS.....2011-12-13-14  
Willie Whitehead.....DE Tuskegee.....1991-92-93-94  
Joe Whitt.....WR Auburn.....1998-99  
John Wiley.....CB/S Opelika.....1987-88-89-90  
Jonathan Wilhite.....CB Monroe, LA.....2005-06-07  
Don Wilkes.....HB Gainesville, FL.....1945  
Herman Wilkes.....OG Swainsboro, GA.....1962  
Mark Wilkinson.....Mgr Nashville, TN.....1971-72-73  
Ron Wilkinson.....Tnr Tupelo, MS.....1988-89-90-91  
D.V. Willett.....LE Tallahassee, FL.....1948-49-50

Darryl Wilks.....LB Phenix City.....1979-80-81  
Andrew Williams.....RB Sunflower.....2014  
Andrew Williams.....DL McDonough, GA.....2015  
Antarrious Williams.....LB Columbus, GA.....2002-03-04-05  
Carnell Williams.....TB Attalla.....2001-02-03-04  
Chette Williams.....LB Douglasville, GA.....1983-84  
Darrell Williams.....TB Prichard.....1989-90-91  
Darrell Williams.....LB Hoover.....2015  
David Williams.....LB Pensacola, FL.....1972-73-74  
D'haquelle Williams.....WR LaPlace, LA.....2014  
E.E. Williams.....HB Chattanooga, TN.....1923-24-25  
George Williams.....QB Tusculum.....1931-32-33  
Gerald Williams.....DT Valley.....1982-83-84-85  
Gerald Williams.....CB Columbus, GA.....2003-04  
H.D. Williams.....E Andalusia.....1935-36  
Homer Williams.....FB Greensboro.....1949-50-51  
Jack Williams.....C Lianerch, PA.....1940-41  
James R. Williams.....1946-47  
Jamie Williams.....DB Union Springs.....1993-94  
Kyle Williams.....Mgr Bessemer.....1983-84-85-86  
Marvin Williams.....DT Evergreen.....1977-78-79-80  
Quency Williams.....DE Douglasville, GA.....1980-81-82-83  
Ray Williams.....C Birmingham.....1946-47  
Rusty Williams.....RB Moncks Corner, SC.....1996-97-98-99  
Ryan Williams.....DB Mobile.....2007  
Travis Williams.....LB Columbia, SC.....2002-03-04-05  
Tre' Williams.....LB Mobile.....2014-15  
Tyreece Williams.....DB Moss Point, MS.....1995-96-97  
William Williams.....HB Georgia.....1894-95-96  
Larry Willingham.....DB Birmingham.....1968-69-70  
Chester Willis.....FB Gainesville, GA.....1979-80  
Horace Willis.....DB Mabelton, GA.....2001-02  
James Willis.....LB Huntsville.....1990-91-92  
Marcel Willis.....WR Jacksonville, FL.....1999-00-01-02  
Will Willis.....E Pensacola, FL.....1897  
Bill Wilson.....OT Birmingham.....1946  
Bobby Wilson.....TB Pensacola, FL.....1966-67-68  
Chris Wilson.....SP Gainesville, FL.....1972-73-74  
David Wilson.....G Jefferson County.....1892  
Jerry Wilson.....E Birmingham.....1956-57-58  
John Wesley Wilson.....T Goodwater.....1929  
Jon Wilson.....HB Haleyville.....1988-89-90-91  
Robert L. Wilson.....HB Pensacola, FL.....1966-67-68  
Steve Wilson.....LB Huntsville.....1970-72  
Steve Wilson.....OG Montgomery.....1984-85  
William Wilson.....T Fairfield.....1959-60-61  
Thomas Wingo.....QB Birmingham.....1911  
Derek Winter.....WR Tampa, FL.....2008-09-10  
Warren Wise.....G Clayton.....1939-40  
Jay Wisner.....WR Bozeman, MT.....2009-11  
George Wolff.....T St. Louis, MO.....1937-38-39  
John Woller.....1977-78-79  
Billy Wood.....SE Birmingham.....1975  
Charles Wood.....DE Heflin.....1976-77-78-80  
Hunter Wood.....TE Spanish Fort.....2014  
Richard Wood.....QB Lanett.....1958-59  
Tim Wood.....LB Polk.....1978-80  
William C. Wood.....G Wetumpka.....1930-31-32  
William T. Wood.....G Montgomery.....1923-24  
Woody Woodall.....QB Atlanta, GA.....1961-62-63  
Bobby Woodruff.....LB Lowndesboro.....1969  
Charles W. Woodruff.....E Jefferson County.....1906-07-08  
Bailey Woods.....TE Marietta, GA.....2009  
Chris Woods.....SE Birmingham.....1980-81-82-83  
Dave Woodward.....OT Cedartown, GA.....1959-60-61  
Reggie Worthy.....WR Gadsden.....1997-99-00  
Joe Wozniak.....T Shenandoah, PA.....1944  
Edward Wren.....FB Talladega.....1915-16  
A.Z. Wright.....FB Lee County.....1893-94  
Alexander Wright.....WR Albany, GA.....1986-87-88-89  
Dennis Wright.....CB Lauderdale Lks., FL.....1989-90-91  
Gabe Wright.....DL Columbus, GA.....2011-12-13-14  
G.H. Wright.....Mgr Auburn.....1949  
E.L. Wynn.....T Ashland.....2012-22

# All-Time Lettermen

## Y

F.R. Yarbrough, Jr. ....	.....	1929
F.R. Yarbrough, Sr. ....	E Georgia .....	1898-99-00
Ron Yarbrough .....	LB Columbus, GA .....	1967-68-69
Ted Yarbrough .....	TB Blakely, GA .....	1992
Bruce Yates .....	DT El Paso, TX .....	1963-64-65
Gusty Yearout .....	LB Birmingham .....	1965-66-67
Tommy Yearout .....	OG Birmingham .....	1969-70-71
W.T. Yearout .....	FB Dyersburg, TN .....	1940
James A. York .....	T Dale County .....	1907
Philip Yost .....	K Auburn .....	2001-02-03-04
Avery Young .....	OL Palm Beach Gardens, FL .....	2013-14-15
Donnay Young .....	FS College Park, GA .....	2001-02-03-04
Larry Young .....	LB Lakeland, FL .....	1989-90
Leo Young .....	HB .....	1929
Patrick Young .....	TE Trussville .....	2014

## Z

Terrell Zachery .....	WR Wadley .....	2008-09-10
Justin Zapp .....	Mgr Brentwood, TN .....	1992
Nathan Zapp .....	Mgr Brentwood, TN .....	1989-90-92
Lee Ziemba .....	OL Rogers, AR .....	2007-08-09-10
Jeremy Zills .....	P Town Creek .....	1996-97-98
Greg Zipp .....	OL Union City, TN .....	1979-80-81
Mickey Zofko .....	HB Melbourne, FL .....	1968-69-70

*Research on lettermen's hometowns and positions compiled by former Auburn Media Relations student assistant Chris Bell.*



# All-Time Lettermen by Hometown

## ALABAMA (1,254)

### ABBEVILLE (3)

Dave Edwards.....TE..... 1959-60-61  
Mike Helms.....E..... 1962-63-64  
John Riley.....SP..... 1967-68-69

### ADAMSVILLE (1)

Don McCay.....LB..... 1965-66-67

### ALABASTER (7)

Tony Bell.....S.....2004  
Luvell Bivins.....DB.....1985  
Brad Everett.....OL..... 1977-78-79-80  
Barry Hocutt.....Mgr..... 1979-80-81-82  
Arthur Johnson.....SS..... 1983-84-85-86  
Brandon King.....DB.....2013-14  
Demetrius Threatt.....FB.....1983-84

### ALBERTVILLE (1)

John Goodwin.....T.....1915-16

### ALEXANDER CITY (13)

Gabe Barrett.....DB.....2009  
Eric Brock.....S..... 2004-05-06-07  
Eltoro Freeman.....LB..... 2009-10-11  
Michael Goggans.....DE..... 2007-08-09-10  
Marques Gunn.....DE..... 2003-04-05-06  
Larry Hill.....OG..... 1969-70-71  
Butch Jacobs.....Mgr.....1996-97  
Steve King.....Tnr.....1988-89  
Jack Lambert.....G..... 1948-49  
Bogue Miller.....DE.....1964-65  
Joe Bob Mitchell.....HB.....1934-35  
Jimmy "Red" Phillips.....E..... 1955-56-57  
W.M. Ray.....G.....1921-22

### ALTOONA (1)

Jim Brooks.....G.....1949

### ANDALUSIA (6)

Joe Cope.....C..... 2004-05-06  
Charles A. Little.....FB..... 1951-52-53  
Harrison McCraw.....LB.....1966  
Steve Posey.....OT.....1984  
Harris Rabren.....LB..... 1976-78-79  
H.D. Williams.....E.....1935-36

### ANNISTON (12)

Rusty Baker.....Tnr.....1986-87  
T.W. Coleman.....1921  
Getty Fairchild.....C..... 1938-39  
Kevin Greene.....DE.....1983-84  
Victor Hall.....TE..... 1989-90-91  
Mike Hicks.....S..... 1981-82  
William McCain.....DT.....1992  
Casinius Moore.....RB.....2000-01  
Walker Reynolds.....HB..... 1907-08-09  
Jack Stewart.....B..... 1930-31-32  
W.A. Stickney.....FB.....1916  
Paul Turner.....FB..... 1924-25-26  
Judson Webb.....G.....1901

### ASHLAND (2)

Stanford Simmons.....FS..... 1999-00-01  
E.L. Wynn.....T.....1921-22

### ATALLA (1)

Ronny Bellew.....LB..... 1980-81-82

### ATHENS (6)

Adolph Cosby.....FB.....1979-81  
Sean Davidson.....WR.....1992-93  
W.P. Grisham.....G.....1920-24  
Bert McGuffey.....DE.....1975-76  
Freddie Smith.....LB..... 1976-77-78-79  
Jonathan Vickers.....DB.....2006-07-08

### ATMORE (5)

Max Harrison.....E.....1937  
Ron Middleton.....TE..... 1982-83-84-85  
Rayburn Moore.....G..... 1946-47-48-49  
Danny Sanspree.....DE..... 1970-71-72  
Greg Staples.....S..... 1986-87-88

### ATTALLA (3)

Chester Cline.....G.....1948-49  
George Nalor.....G.....1945  
Carnell Williams.....TB..... 2001-02-03-04

### AUBURN (498)

Robert Beard.....HB..... 1964-65-66  
Paul Bidez.....FB..... 1912-13-14-15  
T.H. Bonner.....T..... 1918-19-20  
Abb Chrietzburg.....C..... 1938-39-40  
Wm. D. Chrietzburg.....C..... 1931-32-33  
Bill Clay.....Mgr..... 1973-74-75-76  
David Cobb.....Mgr.....1986  
Joe Davis.....K..... 1951-52-53  
Rhett Davis.....SE.....1972-73  
Ross Dean.....B.....1935  
Henry DeBardeleben.....G.....1892  
Jep Dennis.....Mgr.....1951  
J.M Earnest.....G.....1926  
Rick Freeman.....DB..... 1951-52-53-54  
Charles Grubb.....HB..... 1944-45-46-47  
Jeremy Hand.....WR..... 1995-96-97  
C.L. Hare.....B.....1892  
F.W. Hare.....1898  
Dick Hayley.....TE..... 76-77-78  
E.C. Haynie.....E.....1903  
Frank Jenkins.....1964-65-66  
Skip Johnston.....P..... 1977-78-79  
Richard Kearley.....HB..... 1910-11-12-13  
A.D. Knapp.....E.....1922-23  
Mac Lorenzo.....OT..... 1970-71-72  
Win Lyle.....PK..... 1987-88-89  
J.P. Major.....FB..... 1910-11-12  
C.H. McGehee.....E..... 1939-40  
Pat Meagher.....HB.....1956-57  
George Moore.....G..... 1946-47-48-49  
Walter Northcutt.....Mgr..... 1978-79-80  
Mike Parks.....Mgr..... 1985-86-87-88  
Danny Perry.....TE/FB..... 2005-06-07  
Bishop Reeves.....C..... 1978-79-80-82  
Carver Reeves.....TE.....1981  
Ed Saidla.....Tnr.....1982  
Cary Senn.....HB..... 1930-31-32  
Greg Smith.....TE.....2000  
John Steadham.....QB.....1910  
Ben Strickland.....C..... 1973-74-75  
John Sullen.....OL..... 2009-10-11-12  
W.D. Thomason.....C.....1923  
Craig Tindle.....Mgr..... 1986-87-88  
Sheldon Toomer.....HB.....1892

Tucker Tuberville.....QB.....2015  
Marcus Washington.....LB..... 1996-97-98-99  
Joe Whitt.....WR.....1998-99  
G.H. Wright.....Mgr.....1949  
Philip Yost.....K..... 2001-02-03-04

### BARBOUR COUNTY (3)

William Feagin.....1892-1893  
Robert Foy.....E..... 1891-92-93  
Dan Martin.....G..... 1898-99-00-01

### BAY MINETTE (5)

Rusty Byrd.....SE..... 1976-77-78-79  
Steve Christenberry.....DB.....1983  
Chuck Fletcher.....OT.....1946  
Anthony Mix.....WR..... 2002-03-04-05  
Alton Moore.....DE.....2000-01

### BAYOU LA BATRE (2)

Ed Graham.....TB..... 1982-83-84  
Brandon Johnson.....FB..... 2000-01-02-03

### BEATRICE (1)

H.C. Address.....G.....1926-27

### BELLAMY (1)

Mark Rainer.....T.....1942

### BESSEMER (27)

Johnny Adams.....HB..... 1953-54-55  
Don Blackerby.....FB.....1950  
Guy Bruce.....C..... 1950-51-52  
A.G. Canzoneri.....E..... 1942-43  
Jay Casey.....OG..... 1970-71-72  
L.C. Garner.....E.....1944  
John Granger.....HB.....1925  
W.G. Granger.....FB..... 1927-28-29  
C.D. Harkins.....C..... 1928-29-30  
E.M. Harkins.....G..... 1920-21-22-23  
W.A. Hodges.....QB..... 1925-26-27  
Eugene Honeycutt.....HB.....1925  
Milton V. Howell.....RG..... 1937-38-39  
Roy Hunter.....S..... 1987-88-89-90  
Bo Jackson.....HB..... 1982-83-84-85  
William Kemp.....E.....1932-33  
William Kilpatrick.....G..... 1951-52  
Pat King.....Mgr.....  
Tommy Lorino.....RB..... 1956-57-58  
Reese McCall.....TE..... 1975-76-77  
Alvin Nash.....LB..... 1989-90-91  
LaDarius Owens.....DE..... 2011-12-13-14  
Jerry Randall.....C.....1982  
Charles Scott.....HB..... 1920-21-22-23  
Henry Sweet.....B.....1924  
Luke Ward.....QB.....1927  
Kyle Williams.....Mgr..... 1983-84-85-86

### BEXAR (1)

Tom Shotts.....E..... 1925-26-27

### BIG COVE (1)

Johnathan Ford.....DB/RB..... 2013-14-15

### BIRMINGHAM (212)

John Adcock.....T..... 1947-48-49  
Percy Alford.....HB..... 1950-52  
Nick Ardillo.....RG..... 1940-41  
David Ariail.....E..... 1931-32-33

Danny Arnold.....DB..... 1974-76-77  
Robert Arthur.....T.....1930  
Brian Atkins.....WR..... 1979-80  
George Atkins.....G..... 1952-53-54  
Scott Austin.....DT..... 1986-87  
Milton Bagby.....C.....1936  
Lance Bailey.....Tnr..... 1982-83-84-85  
Thomas S. Banks.....G.....1948-49  
Tom Banks.....C.....1968-69  
Norman Barrington.....E.....1940-44  
Billy D. Barton.....E.....1941-42  
Coker Barton.....C..... 1947-48-49  
S.R. Batson.....G..... 1905-06-07-08  
Clyde Baumgartner.....QB..... 1974-75-76  
Duncan Benton.....1948-49  
Phillip Benton.....Mgr.....1934  
Robert F. Blake.....HB..... 1934-36  
Bill Braswell.....T..... 1964-65-66  
Alvin Bresler.....WB..... 1969-70  
Sam Brown.....WR.....2011  
Bill Burbank.....QB.....1955  
Ron Burchfield.....DS..... 1989-90  
Bill Burgess.....FB.....1962  
Ken Burks.....FB..... 1973-74-75  
Howard Burns.....C.....1939  
Robert V. Burns.....FB.....1938  
Mike Burrow.....OT..... 1976-77-78  
James Callaway, Jr.....1939  
Gregg Carr.....LB..... 1981-82-83-84  
John Carter.....G.....1921  
Howard Chappelle.....E.....1929  
Sean Clarke.....FS.....1993  
Hal Clemmer.....LB..... 1987-88-89  
Jimmy Clemmer.....S..... 1987-88  
Leon Cochran.....QB..... 1945-46-47  
Jason Cook.....DB.....1998  
William Cook.....1946  
Vic Costellos.....RG.....1941-42  
Kurt Crain.....LB.....1986-87  
T.R. Crane.....QB..... 1923-25  
Theodore Cremer.....LE.....1940  
Cole Cubelic.....C..... 1997-98-99-00  
John Cubelic.....WR.....2009  
John Paul Crane.....HB.....1977  
John Dailey.....DE..... 1982-83-84  
Karlos Dansby.....LB..... 2001-02-03  
Chris Davis.....CB..... 2010-11-12-13  
John E. Davis, Jr.....QB..... 1937-38  
John Elliot Davis.....QB.....1923  
Dan Dickerson.....DT..... 1979-80-81  
Mitch Downey.....WB.....1974  
Don Downs.....DE..... 1960-61-62  
Alex Dudchock.....DT..... 1983-84-85  
Ed Duncan.....G..... 1951-52-53  
Harold B. Dupuy.....G..... 1944-45  
Tom Edwards.....E.....1950  
Ben Efid.....WR.....1993  
Scott Elam.....FB..... 1969-70-71  
Jerry Elliott.....DE..... 1951-54-55-56  
Bruce Evans.....SB..... 1972-73-74  
Nathan Farrow.....OL.....2006  
Sonny Ferguson.....LB..... 1967-68-69  
J.F. Ferrell.....G.....1941-42  
Joe Friddle.....Mgr..... 1986-69  
Rusty Fuller.....FB..... 1972-73  
James Fullington.....HB..... 1952  
Harris Gaston.....LB.....2010  
Mike Gates.....WB..... 1972-73-74

# All-Time Lettermen by Hometown

Thomas Gossom.....SE.....1972-73-74  
 Chris Gray.....OT.....1989-90-91-92  
 Johnny Green.....DB.....1979-80  
 Clarence Grimmett.....LE.....1941-42  
 Bill Haas.....OG.....1960-61  
 Phillip Hall.....OL.....1978-79-80  
 Rick Harbuck.....FB.....1974-75  
 Alan Hardin.....DB.....1976-77-78  
 Henry Hardy.....Mgr.....1973-74-75  
 Vincent Harris.....FB.....1986-87-88  
 Everett Harwell.....E.....1944  
 Tim Hawthorne.....WR.....2007-08  
 Lee Hayley.....E.....1951-52  
 Charlie Haynesworth...FB.....1937-38-39  
 Walter Heath.....FB.....1936-37  
 McCay Hewlett.....HB.....1946  
 Lance Hill.....SB.....1974-75-76  
 Smokey Hodge.....LB.....1986-87-88  
 Bucky Howard.....T.....1966-67-68  
 L.E. Hughes.....G.....1911-12-13  
 Jim Ingle.....E.....1963  
 Russell Inman.....HB.....1947-48-49  
 Don Irvin.....C.....1960-61  
 Clay Jackson.....FB.....1920-21  
 James Jeffers.....HB.....1949  
 Anthony Jones.....DT.....1975-76-77  
 Frank E. Jones.....T.....1949  
 David Jordan.....OG.....1980-81-82-83  
 Robert C. Jordan.....HB.....1951-52  
 Charles L. Justo.....E.....1950  
 Gary Kelley.....DE.....1984-85-86  
 Tim Lacey.....Mgr.....1972-73-74  
 Charles Langner.....FB.....1948-49-50  
 David Langner.....DB.....1971-72-73  
 Pat LaRock.....LB.....1975  
 Frank LaRussa.....OG.....1956-57-58  
 Ramon Luster.....DT.....1992-93  
 Robert Malone.....B.....1911  
 Phillip Martin.....OG.....1967-68  
 Andrew McCain.....OL.....2005-07-08-09  
 J.H. McClurkin.....E.....1940-41-42  
 Sam P. McClurkin.....E.....1945-46  
 F.G. McCollum.....T.....1931-32-33  
 C.L. McCoy.....HB.....1907-08-09-10  
 Sam McCroskey.....G.....1934-35-36  
 James McDaniel.....Q.....1944-45-46-47  
 John McGeever.....FB.....1959-60-61  
 Don McKay.....LB.....1965-66-67  
 Jim McKinney.....SB.....1972-73-74  
 Tom McKinney.....DB.....1946  
 Cassanova McKinzy.....LB.....2012-13-14-15  
 George McNeill.....C.....1925  
 Alex McRee.....DS.....1997-98  
 David Middleton.....HB.....1952-53-54  
 David Milford.....FS.....1992-93  
 Thomas B. Miller.....Mgr.....1982-83  
 Joe Moon.....LB.....1970  
 J.W. Motley.....G.....1907-08  
 John Murphy.....QB.....1981  
 James Nall.....HB.....1915-16  
 Mike Neel.....LB.....1970-71-72  
 Rick Neel.....S.....1973-74-75  
 Tom Nettleman.....C.....1975-76-77  
 Steve Osborne.....OT.....1963-64  
 Hunter Owens.....QB.....1944  
 Paul Owens.....TE.....1997  
 Kenneth Parham.....QB.....1984  
 Keith Parks.....Mgr.....1982-83-84-85

Phillip Pate.....LB.....2000-01  
 Rob Pate.....S.....1997-98-99-00  
 Gus Pearson.....E.....1938-39  
 F.H. Pendergast.....HB.....1913-14-15-16  
 Whitney Polson.....WH.....1999  
 Jerry Popwell.....C.....1963-64-65  
 Ray Powell.....FL.....1976-77-78  
 Jimmy Putnam.....OG.....1960-61  
 Jim Pyburn.....E.....1953-54  
 Ralph Pyburn.....E.....1946-48-49  
 Quinton Reese.....LB.....1996-97-98-99  
 Virgil Preston Rice....Mgr.....1941  
 Scott Riley.....DE.....1980-81-82  
 John Robinson.....Tnr.....1982-83-84  
 Dennis Rogers.....DE.....1978-79-80  
 Don Rogers.....T.....1952  
 George Rogers.....T.....1953-54  
 Bo Russell.....T.....1936-37-38  
 Erskine Russell.....E.....1946-47-48-49  
 Tony Russell.....WR.....1989-90-91-92  
 Claude Saia.....HB.....1952-53  
 Dick Schmalz.....SE.....1969-70-71  
 William Schuler.....E.....1941  
 Rob Selby.....OT.....1987-88-89-90  
 Joe Shaw.....DE.....1975-76-77  
 Richard Shea.....DT.....1988-89-90-91  
 David Shelby.....FB.....1971  
 Ryan Shoemaker.....P.....2007,'10  
 David Short.....Mgr.....1970  
 Jimmy Sidle.....QB.....1962-63-64  
 Jonathan Sledge.....FB.....1995  
 Harley Smalley.....B.....1945  
 Zac Smith.....QB.....1902-03  
 Mayo Sowell.....LB.....2001-02-03-04  
 E. Scott Sprague.....Mgr.....1937  
 Andy Steele.....OG.....1972-73-74  
 Daniel Stewart.....T.....1947-48-49  
 Andy Stidfole.....WR.....1988-89  
 Burt Stiles.....G.....1917  
 Bradley Streit.....FB.....1909-10  
 G.W. Streit.....T.....1904-05  
 Doug Suell.....T.....1967  
 Joe Sullivan.....QB.....1980-81  
 Pat Sullivan.....QB.....1969-70-71  
 Patrick Sullivan.....QB.....1993-94  
 Manning Sumner.....LB.....1998  
 Ben Tamburello.....C.....1983-84-85-86  
 Joe Tanory.....QB.....1970-71-72  
 Travis Tidwell.....QB/HB.....1946-47-48-49  
 Barrett Trotter.....QB.....2010-11  
 Howell Tubbs.....QB.....1954-55-56  
 William Tucker.....QB.....1949-50  
 Steve Turner.....Mgr.....1977-78-79  
 Chris Vacarella.....QB/WR.....1973-74-75-76  
 Willis Venable.....G.....1904-05  
 Hindman Wall.....DE.....1957  
 Johnny Wallis.....HB.....1948-49-50  
 Richard Ward.....QB.....1962-63-64  
 Frank Warren.....OT.....1977-78-79-80  
 Jimmie Warren.....CB.....1982-83-85  
 Johnnie Watwood.....E.....1926  
 George Wendling.....HB.....1939-40  
 Brandon White.....WR.....1998-99  
 Stan White.....QB.....1990-91-92-93  
 Ray Williams.....C.....1946-47  
 Larry Willingham.....DB.....1968-69-70  
 Bill Wilson.....OT.....1946  
 Jerry Wilson.....E.....1956-57-58

Thomas Wingo.....QB.....1911  
 Billy Wood.....SE.....1975  
 Chris Woods.....SE.....1980-81-82-83  
 Gusty Yearout.....LB.....1965-66-67  
 Tommy Yearout.....OG.....1969-70-71  
**BLOUNTSVILLE (6)**  
 H.J. Carter.....T.....1926-27-28  
 J.E. Carter.....G.....1927  
 James Cosper.....QB.....1927  
 M.K. Morris.....T.....1933-34-35  
 Max Morris.....LG.....1941  
 Benny Sivley.....DT.....1971-72-73  
**BRANTLEY (1)**  
 Anthony (Gulley) Morgan...WR.....2009  
**BREWTON (10)**  
 Dowe Aughtman.....NG.....1979-81-82-83  
 Doug Bell.....DB.....1991-92  
 Jared Cooper.....OL.....2008-09-10-11  
 Greg Gillis.....SP.....1974  
 M.H. Hagood, Jr.....FB.....1924  
 Frank Jones.....G.....1904-05  
 Anthony Redmon.....OT.....1990-91-92-93  
 R.C. Rogers.....G.....1918-19-20  
 Lee Mark Sellers.....TE.....1985-86-87-88  
 Jamar Travis.....DL.....2009-10-11-12  
**BROOKLYN (1)**  
 Henry Robinson.....C.....1911-12-13-14  
**BRUNDIDGE (3)**  
 Fred Baxter.....TE.....1990-91-92  
 Alex Bowden.....QB.....1965  
 Randy Walls.....QB.....1972-73  
**BUFFALO (2)**  
 Harvey Edge.....1922  
 Charlie Finney.....HB.....1941-42  
**BULLOCK COUNTY (2)**  
 J.B. Hobby.....1897  
 Homer Cogdell.....FB.....1908-09-10-11  
**BUTLER (2)**  
 Merrill Johnson.....LB.....2005-06-07-08  
 Jim LeNoir.....E.....1938-39-40  
**BUTLER COUNTY (1)**  
 F.J. Thagard.....T.....1907  
**CALEIA (1)**  
 Don Tidwell.....OG.....1970  
**CALHOUN COUNTY (3)**  
 E.W. Bullard.....HB.....1897-98  
 T.G. Bush.....QB.....1898  
 E. Snow Perkins.....HB.....1893  
**CAMDEN (2)**  
 Chris Browder.....DE.....2004-05-06  
 Frank McIntosh.....QB.....1988-89-90  
**CARBON HILL (2)**  
 Bill Cunningham.....S.....1975-76  
 John Tipper.....HB.....1934-35-36

**CARROLTON (1)**  
 Courtney Taylor.....WR.....2003-04-05-06  
**CEDAR BLUFF (1)**  
 James Bouchillon.....E.....1965-66-67  
**CENTRE (3)**  
 Brad Johnson.....OG.....1986-87-88-89  
 Mark Johnson.....FS.....1990-91-92-93  
 Shane Keasler.....OG.....1990-91-92  
**CHAMBERS COUNTY (2)**  
 John Denson.....1905  
 Royden K. Stanley.....B.....1906  
**CHATOM (1)**  
 Tracy Turner.....OG.....1982-83-84  
**CHICKASAW (1)**  
 Mike Shows.....SE.....1967-68  
**CHILDERSBURG (4)**  
 Lee Carpenter.....DB.....1972-73  
 Winkey Giddens.....T.....1960-61-62  
 Barry Lee.....Mgr.....1984-85  
 Johnny Simmons.....S.....1970-71-72  
**CITRONELLE (1)**  
 Jason Merchant.....DE.....1990-91-92  
**CLAIRMONT SPRINGS (1)**  
 Hubert Jackson.....1924  
**CLANTON (1)**  
 Derrick Lykes.....DL.....2009  
**CLAYTON (2)**  
 Clarence Norton.....HB.....1948-49  
 Warren Wise.....G.....1939-40  
**CLINTON (1)**  
 T.H. Pearce.....G.....1926-27  
**CLIO (1)**  
 Craig Sanders.....DE.....2010-11-12-13  
**COAL CITY (1)**  
 C.C. Warren.....T.....1918-19-20  
**COFFEEVILLE (1)**  
 T.J. Dunigan.....C.....1996-97  
**COHORT (1)**  
 W.H. Gwin.....C.....1900  
**COLBERT COUNTY (1)**  
 H.T. White.....B.....1907  
**COLLIERE (1)**  
 David M. Lyon.....B.....1942  
**COLUMBIANA (1)**  
 Spencer Harris.....OL.....2000  
**COLUMBUS (2)**  
 Eugene Castellow.....1944  
 James Watkins.....B.....1944

# All-Time Lettermen by Hometown

**COMER (1)**  
Raymond Trammell.....B.....1924

**COOSA COUNTY (3)**  
Pitt Moon .....G..... 1901-02-03-04  
George Penton.....G..... 1905-06-07-08  
John Penton .....G.....1897

**CORDOVA (1)**  
Ryan Smith.....DB..... 2010-11-12-13

**CORONA (1)**  
John Kirkwood.....HB..... 1919-20-21

**COTTONTON (1)**  
Johnny Sumner.....LB.....1973-74

**COTTONWOOD (1)**  
John Sistrunk.....RB.....1976

**CRENSHAW (1)**  
George Dickey.....G.....1897

**CROSSVILLE (1)**  
John Cochran.....LB..... 1963-64-65

**CULLMAN (3)**  
Porter Callahan.....FB..... 1927-28-29  
M. Ardath Robinson.....1949  
Chris Sears.....OG.....1990

**DADEVILLE (1)**  
Rodney Crayton .....CB..... 1996-98-99-00  
Steve Davis .....S.....1996-97  
Kirk Newell .....QB..... 1910-11-12

**DALE COUNTY (1)**  
James A. York.....T.....1907

**DALEVILLE (3)**  
Derrick Dorn.....TE.....1992-93  
James Kiger .....C.....1995-96  
Tony Richardson.....FB..... 1990-91-92-93

**DANVILLE (2)**  
Howell Long.....G..... 1927-28-29  
S.R. Long.....G..... 1924-25-26

**DAPHNE (1)**  
Matt DeValk.....TE.....1993

**DAUPHIN ISLAND (1)**  
Terry Vaughn.....1958

**DECATUR (11)**  
Tim Baker.....OG..... 1955-56-57  
Rich Chenault.....OG.....1976-77  
Paul Entrekin.....DB.....1974-75  
Robert Freeman.....QB..... 1951-52-53-54  
Bobby Golden.....HB..... 1949-50-51  
Morgan Hull .....K.....2008-09  
Don Lewis.....S.....1963-64-65  
Jerraud Powers.....DB..... 2006-07-08  
Marion Talley.....FB..... 1931-32-33  
Walter Tate.....DT..... 1989-90  
Paul Terry.....OT..... 1954-55-56

**DELTA (1)**  
Frank Reagan .....C.....1920-21

**DEMOPOLIS (2)**  
Ken Alvis .....S.....1994  
Eddy Jackson.....FB.....1956-57

**DORA (4)**  
Gary Dorsey.....WR.....1987-88  
C.B. Martin.....T.....1913-14  
James Powell.....HB.....1955  
Morris Savage.....OG.....1957-58

**DOTHAN (16)**  
Gill W. Blackshear.....E.....1917  
Teapot Brown.....FB..... 1988-89-90-91  
Sandy Cannon .....WR.....1971-72  
Jackie Creel.....HB.....1951  
Brent Gilbert.....OG.....1986  
Russell Grant.....E.....1930-31-32  
Gabe Gross.....QB.....1998  
Fred Holman.....T.....1935-36-37  
Richard Pittman.....C.....1966-67-68  
Spencer Pybus.....LB.....2008  
Sammy Smith.....TB.....1968-69  
Denvard Snell.....T..... 1944-45-46-48  
Alex Thomas.....SS..... 1988-89-90-91  
B.W. Vaughn.....Mgr.....1926  
Haywood Warrick.....OG..... 1957-58-59  
Vincent Jones.....OG.....1986-87

**DOUGLAS (1)**  
Francis Stubbs.....HB..... 1918-19-20

**DOZIER (1)**  
Lynn Johnson.....OT..... 1973-74-75

**EASTABOGA (1)**  
Jeff Cunningham.....FB.....1980

**ECLECTIC (1)**  
Ben Grubbs .....TE/OG..... 2003-04-05-06

**EDGEWATER (1)**  
W.R. Kirkwood.....1928

**EIGHT MILE (1)**  
Dominicke Haston.....DB.....1999-00

**ELBA (2)**  
Merrill Shirley.....DB.....1967-68-69  
Bill Waddail.....E.....1946-47-48

**EMPIRE (3)**  
Bill Baggett.....FB.....1960  
Dick McGowen.....HB.....1938-39-40  
Jim McGowen.....FB.....1947-48

**ENSLEY (5)**  
R.C. Brown.....HB.....1920  
Carl Gaum.....1908  
George Holdcroft.....G.....1929  
R.B. Howard.....G.....1926  
Joseph Miles Sprague.....1941

**ENTERPRISE (11)**  
Will Bacon .....Mgr..... 1986-87-88-89  
Thomas Bailey.....WR.....1991-92-93-94  
Paul Barnes .....Mgr.....1989-90  
Dustin Byrd.....WR.....1998  
Alan Evans.....TB.....1983  
Randy Hart.....DT.....1991-92-93  
Morrell Jerkins.....LB.....1969-70  
Gerald Miller.....Mgr.....1982-83-84  
Bill Reynolds .....Mgr.....1982-83-84-85  
Greg Thompson.....C.....1990-91-92-93  
Jim Thompson.....C.....1985-86-87-88

**EQUALITY (1)**  
Rex McKissick.....E.....1935-36-37-38

**EUFAULA (12)**  
Toby Anderson.....LB.....1994-95  
Scott Blackmon.....DB.....1969-70  
Roderick Chambers.....LB.....1997-98-99-00  
Humphrey Foy.....T.....1904-05-06  
L.E. Irby.....B.....1940-41-42  
Herman J. Jones.....HB.....1929-30  
Roger Mitchell.....DB.....1971-72-73  
Ben Preston.....OT.....1955-56-57  
Walter Reeves.....TE.....1985-86-87-88  
Fred Smith.....CB.....1991-92-94  
Les Snead.....TE.....1993  
John Whatley.....DE.....1957

**EVERGREEN (5)**  
Wayne Frazier.....C.....1959-60-61  
Sam Hanks.....T.....1950-51-52  
Bob Meeks.....C.....1988-89-90-91  
Robert Rigsby.....Mgr.....1966-67  
Marvin Williams.....DT.....1977-78-79-80

**EXCEL (1)**  
Scott Etheridge.....Mgr.....1989-90

**FAIRFAX (2)**  
Eltin Billingslea.....LB.....1987-88-89  
Don May.....FB.....1956

**FAIRFIELD (7)**  
Walter Gilbert.....C.....1934-35-36  
William F. Harris.....C.....1945  
Bill McMurry.....E.....1950-51-52  
James Owens.....FB.....1970-71-72  
Gerald Sansom.....DE.....1954-55-56  
Jimmy Strain.....C.....1954-55-56  
William Wilson.....T.....1959-60-61

**FAIRHOPE (6)**  
Brian Brinsfield.....DS.....1991-92-93-94  
Mark Callahan.....OG.....1977-79  
Mike Dean.....Mgr.....1990-91-92-93  
Miles Jones.....FB.....1971-72  
David King.....CB.....1981-82-83-84  
Robert Leff.....OL.....2013-14-15

**FALKVILLE (1)**  
Hunter Long.....QB.....1892

**FAYETTE (4)**  
Bill Newton.....LB.....1971-72-73  
Bob Newton.....DT.....1971-72-73  
J.P. Robertson.....B.....1918  
Harry Unger.....FB.....1970-71

**FLOMATON (3)**  
Dee Bonderant.....Mgr.....1990-91  
Richard Manry.....SS.....1985-86  
Roy Tatum.....T.....1965-66-67

**FLORENCE (11)**  
Breece Barley.....T.....1950  
G.O. Burns.....E.....1916  
Collis Campbell.....TB.....1983-84-86  
Zach Gilbert.....DB.....2004-05-06-07  
Frank Hamm.....E.....1938  
Jeff McCollum.....DE.....1974-75-76  
Duncan McKinney.....K.....2015  
Sam Mitchell.....HB.....1961  
Alan Moore.....Tnr.....1982-83-84-85  
Jimmy Rose.....G.....1942-46  
John Smith.....DT.....1975-76-77

**FOLEY (2)**  
Herbert Casey.....WR.....1989-90-91  
Robert Lauder.....HB.....1957-58-60

**FORT DEPOSIT (1)**  
Pat Autrey.....TE.....1988-89

**FORT PAYNE (9)**  
Dwight Brisendine.....QB.....1968  
Tommy Great.....E.....1966-67  
Jack Locklear.....T.....1951-52-53-54  
Mike Locklear.....TE.....1977-78-79  
Bryan Northcutt.....K/H.....1995  
Jim Pharr.....C.....1942-43-46  
Ronnie Sanders.....Mgr.....1996-97  
Jacob Shirey.....LB.....2008  
Mike Shirey.....C.....1980

**FULTON (1)**  
Herbert Jordan.....HB.....1952

**GADSDEN (22)**  
Paul Bearden.....G.....1945  
M.L. Brackett.....T.....1953-54-55  
Scott Brackett.....Tnr.....1988-89-90  
Jack Cahoon.....G.....1944-45  
Robert Cannon.....T.....1945-46-47-48  
Dunican Caselberry.....WR.....1990-91  
Kyle Collins.....HB.....1983-84-85  
Jo Jo Eddins.....LT.....1940-41-42  
Hawk Hawkins.....B.....1944  
Brant Haynie.....SS.....2004-05-06  
Irving Levi.....G.....1934-35  
John Margadonna.....OG.....1982-83  
Marcellus Mostella.....OLB.....1993-94-95-96  
L.L. Nelson.....QB.....1926  
Robert W. Rogers.....T.....1962  
W.C. Sitz.....T.....1922-23-24  
Hal Smith.....WR.....1976  
Anthony Swain.....LB.....2013-14  
Ernest Wallace.....OT.....1990-91-92  
James Wallace.....OG.....1982  
Freddy Weygand.....SE.....1984-85-87-88  
Reggie Worthy.....WR.....1997-99-00







# All-Time Lettermen by Hometown

## SULLIGENT (4)

Steve Ballard.....Mgr..... 1979-80-81-82  
Joe Cribbs.....RB..... 1976-77-78-79  
Aubrey Hill.....QB.....1934  
James McKinney.....FS..... 1976-77-78-79

## SUMITON (1)

David Campbell.....DT..... 1967-68-69

## SUMTER (1)

H.A. Allison.....HB..... 2002-03-04

## SUNFLOWER (1)

Andrew Williams.....RB..... 2014

## SUNNY SOUTH (1)

George Steed.....T..... 1913-14-15

## SWEETWATER (1)

David Beverly.....P..... 1970-71-72

## SYLACAUGA (4)

Tellie Embery.....FB..... 1997-98-99  
Freddie Hyatt.....E..... 1965-66-67  
Don Machen.....RB..... 1959-60-61  
Bill Nichols.....RT..... 1937-38-39

## SYLVANIA (1)

Patrick Tatum.....P..... 2007

## TALLADEGA (8)

Torris Babbs.....TR..... 1992  
Ronnie Baynes.....DE..... 1962-63-64  
Alec Blankenship.....Tnr..... 1984-85-86-87  
Knox Camp.....E..... 1903  
G.B. Hill.....T..... 1902-03  
Donald Sims.....Mgr..... 1981  
Bobby Weaver.....E..... 1947-48  
Edward Wren.....FB..... 1915-16

## TALLASSEE (8)

Billy Bowles.....B..... 1944  
William Bowles.....HB..... 1944  
Charles Harper.....C..... 1946  
Daniel Herren.....HB..... 1909-10  
A.S. Noble.....HB..... 1908-09-10  
Randy Stokes.....OG..... 1982-83-84-85  
Jay Timmerman.....Tnr..... 1978-79  
Demond Washington.....DB..... 2009-10

## TARRANT (2)

H.E. "Spec" Kelly.....HB..... 1936-37-38  
Larry Thompson.....OT..... 1971

## THEODORE (3)

Scott Bolton.....WR..... 1984-85-86-87  
Tim Tillman.....OG..... 1990-91  
Marcus White.....DT..... 2000-01

## THOMASVILLE (4)

Casy Kimbrell.....HB..... 1932-33  
Edward Phillips.....LB..... 1984-85-86-87  
Leslie Spinks.....E..... 1923-24-25  
Pete Spinks.....T..... 1926-27-28

## THORSBY (1)

Pat Mote.....DS..... 1984-85

## TITUS (1)

Brent Turner.....DS..... 1995-96-97-98

## TOWN CREEK (2)

Courtney Rose.....S..... 1997-98-99-00  
Jeremy Zills.....P..... 1996-97-98

## TROY (9)

Jere Colley.....TE..... 1970  
Zac Etheridge.....SS..... 2007-08-09-10  
Charles Hataway.....HB..... 1951-52-53  
Daniel D. Hataway.....B..... 1944-45  
T.R. Head.....QB..... 1933  
Cencade Pennington.....RB..... 1996-97-98-99  
Robert Scarbrough.....FB..... 1952-53-54-55  
John Trotman.....C..... 1944-45  
Jawara White.....LB..... 2011  
Parker White.....1952-53-55

## TRUSSVILLE (6)

Paul Bailey.....Tnr..... 1986-87-88  
Brandon Cox.....QB..... 2004-05-06-07  
Lee Guess.....WR..... 2004-05-06  
Mike Morris.....Mgr..... 1992  
Adlai Trone.....DB..... 1998-99  
Patrick Young.....TE..... 2014

## TUSCALOOSA (4)

Rufus Deal.....FB..... 1940  
Sydney Leach.....E..... 1893  
Ronnie Ross.....TE..... 1968-69-70  
Mike Skelton.....OT..... 1976-77

## TUSCUMBIA (3)

John McDonald.....OG..... 1968-69-70  
Michael Owens.....RB..... 1999-00-01-02  
George Williams.....QB..... 1931-32-33

## TUSKEGEE (4)

Manoso Foston.....FB..... 1997  
John Ross.....HMgr..... 1956-57  
Wade Whatley.....QB..... 1972-73  
Willie Whitehead.....DE..... 1991-92-93-94

## TYLER (1)

David Lyon.....1971

## UNION (1)

B.J. Lamb.....T..... 1910-11-12

## UNION SPRINGS (8)

Joel D. Feagin.....1920  
Bobby Griffin.....T..... 1951  
Richard Guthrie.....T..... 1961  
Billy Hitchcock.....HB..... 1935-36-37  
James Hitchcock.....E..... 1930-31-32  
C.S. Howard.....QB..... 1919-20-21  
J.M. Rainer.....1918  
Jamie Williams.....DB..... 1993-94

## UNIONTOWN (1)

Zeke Smith.....G..... 1957-58-59

## VALLEY (3)

Terry Daniel.....P..... 1992-93-94  
Erique Florence.....DB..... 2011-12  
Gerald Williams.....DT..... 1982-83-84-85

## VALLEY HEAD (1)

Ray Chadwick.....G..... 1966-67

## VERNON (2)

Scott Spencer.....Mgr..... 1985-86  
Raymond Turner.....T..... 1927

## VESTAVIA (2)

Tim Lynch.....Tnr..... 1981-85  
Paul Strickland.....Tnr..... 1988

## VESTAVIA HILLS (4)

Blake Burgess.....C/TE..... 2010-11-12  
Wade Christopher.....LB..... 2009-10  
Chris Dickinson.....P..... 1988-89-90  
Scott Gurosky.....QB..... 1988

## WADLEY (4)

C.W. Culpepper.....G..... 1912-13-14  
Wilton Kilgore.....FB..... 1934-35-36  
David McGill.....DB..... 1998  
Terrell Zachery.....WR..... 2008-09-10

## WALTER (1)

Don Bristow.....DT..... 1969-70-71

## WAVERLY (3)

Murray Hoffman.....E..... 1925  
Ralph Hoffman.....G..... 1925  
Carey Robinson.....C..... 1914-15-16-17

## WEBB (1)

Chris Taylor.....FS..... 1983

## WETUMPKA (7)

Tim Castro.....OT..... 1998-99-00  
William H. Davis.....HB..... 1901  
Rupert Ingram.....E..... 1927-28  
Ikeem Means.....DB..... 2009-10-11-12  
Mark Sharpe.....TE..... 1996-97  
Reid Tankersley.....TE..... 1998-00  
William C. Wood.....G..... 1930-31-32

## WHISTLER (1)

Willie Anderson.....OT..... 1993-94-95

## WHITFIELD (2)

Robert Campbell.....C..... 1914-15  
James Pearce.....G..... 1920-21-22

## ARKANSAS (10)

**FORT SMITH (1)**  
Kodi Burns.....QB/WR..... 2007-08-09-10

## LAKE VILLAGE (1)

James Karam.....HB..... 1934

## LITTLE ROCK (3)

Michael Dyer.....RB..... 2010-11  
Will Hastings.....K..... 2015  
Josh Sullivan.....QB..... 2003

## MAGNOLIA (1)

Royce L. McMahan.....QB..... 1947

## ROGERS (1)

Lee Ziemba.....OL..... 2007-08-09-10

## SPRINGDALE (3)

Kiehl Frazier.....QB/WR..... 2011-12-13  
Garrett Harper.....WR..... 2011  
Adam Herring.....LB..... 2008-09

## CALIFORNIA (3)

**SALINAS (1)**  
Ryan Hastie.....RB..... 2008  
**TEHACHAPI (1)**  
James Bryan.....FB..... 1993

## VALENCIA (1)

Scott Etheridge.....K..... 1992-93

## COLORADO (2)

**CASTLE ROCK (1)**  
Alex Kozan.....OL..... 2013-15

## COLORADO SPRINGS (1)

Daniel Carlson.....K/P..... 2014-15

## CONNECTICUT (2)

**BRIDGEPORT (1)**  
Jason Miska.....LB..... 1993-94-95

## NEW BRITAIN (1)

Donald Brause.....T..... 1946

## DELAWARE (3)

**BEAR (1)**  
Angelo Blackson.....DL..... 2011-12-13-14

## DOVER (1)

Caleb Warrington.....C..... 1944

## WILMINGTON (1)

Javor Mills.....DE..... 2000-01

## FLORIDA (208)

**APOPKA (1)**  
Chandler Cox.....FB..... 2015

## BOCA RATON (1)

Sean White.....QB..... 2015

## BOYNTON BEACH (1)

Marcus Davis.....WR..... 2013-14-15

## BRADENTON (4)

Mike Edwards.....SE..... 1980-81-82  
Robert Goff.....DT..... 1986-87  
Hal Johnson.....LB..... 1980  
Mike Mackie.....Mgr..... 1988-89-90-91

## BRADLEY (1)

Larry K. Hagan.....OT..... 1967

## BRANDON (1)

Mike Pucillo.....OG..... 1998-99-00-01









# All-Time Lettermen by Hometown

Keith Green.....FS..... 1968-69-70  
Burt Lively.....OG..... 1989-90  
Logan Rice.....WR.....2015  
Greg Tutt.....DB..... 1980-81-82

**ROSSVILLE (1)**  
Jimmy Reynolds .....FB..... 1957-58-59

**SANDERSVILLE (1)**  
Takeo Spikes .....LB..... 1995-96-97

**SAVANNAH (4)**  
Bob Brown.....DE..... 1969-70-71  
Henry Monsees.....E.....1940  
R.R. Trapani.....E.....1944  
U.L. Trapani.....T.....1942

**SENICK (1)**  
N.G. Camp .....E.....1921

**SMYRNA (1)**  
Charles Collins.....T..... 1965-66-67

**SNELLVILLE (1)**  
Rodgeriqus Smith.....WR..... 2005-06-07-08

**STATESBORO (2)**  
Coley Cassidy .....QB.....1960  
Josh Thompson .....NG..... 2004-05-06-07

**STONE MOUNTAIN (2)**  
Don Anderson .....S.....1982-83  
Justin Garrett .....LB..... 2011-12-14-15

**SUMMERVILLE (3)**  
R.E. Cunningham.....T.....1926  
Jeff Pool .....Mgr..... 1982-83-84-85  
Scott Selman.....P.....1983

**SUWANEE (1)**  
C.J. Uzomah.....WR..... 2011-12-13-14

**SWAINSBORO (1)**  
Herman Wilkes.....OG.....1962

**SYLVESTER (2)**  
Sterling Dupree.....FB..... 1931-32-33  
N.G. Houston.....G.....1933-34

**TENILLE (1)**  
Kelly Brooks.....FB..... 1989-90-91-92

**THOMASTON (8)**  
Rusty Deen .....DE..... 1972-73-74  
Tunde Fariyike.....OL..... 2011-12-13  
Willie Howell .....RB..... 1979-80-81-82  
Raymond Phagan .....LB..... 1974-75-76  
William Andrews .....FB..... 1976-77-78  
Blake Field .....QB..... 2005-06-07  
Bryant Harvard.....QB..... 1957-59-60  
Robert Shiver .....DS..... 2006-07-08

**TIFTON (3)**  
Ken Hobby .....QB.....1981  
Ike Powell .....LS.....2014-15  
Jim Sirmans.....LB.....1972-73

**TRION (2)**  
Wallace Clark.....FB..... 1968-69-70  
Stacy Searels.....OT..... 1984-85-86-87

**TUCKER (3)**  
Ricky Sutton.....DE..... 1989-90-91-92  
James Swinton .....WR..... 2005-06-07  
Neiko Thorpe.....DB..... 2008-09-10

**TYRONE (1)**  
Will Adams .....OT..... 2013-14-15

**VALDOSTA (6)**  
Nat Ceasar .....DB..... 1982-83-84  
Larry Melton .....DB..... 1994-95-96-97  
Bennie Pierce .....LB..... 1989-90-91-92  
Jay Ratliff .....DE/DT..... 2001-02-03-04  
Steve Stanaland.....DT..... 1973-74-75  
James Warren .....OT..... 1954-56-57

**VIENNA (1)**  
Montravius Adams .....DT..... 2013-14-15

**VILLA RICA (2)**  
Tavarreus Pounds .....LB..... 1998-99-00-01  
Jonathan Robinson .....CB..... 1983-84-85

**WARNER ROBINS (4)**  
Dominko Anderson.....S..... 1987-88-89  
James Brooks.....RB..... 1977-78-79-80  
Kevin Porter.....CB..... 1984-85-86-87  
Jeffrey Whitaker .....DT..... 2010-11-12-14

**WASHINGTON (1)**  
Jack Thornton.....DT..... 1963-64-65

**WAYCROSS (2)**  
Noland Lang .....HB..... 1944-45  
Mike McQuaig.....LB..... 1975-77-78-79

**WEST POINT (3)**  
Ed Huguley.....QB..... 1898-1899-00  
Z.T. Jenkins.....HB..... 1942-47  
Gaines Lanier .....DT..... 1972-73-74

**WINSTON (1)**  
Stacy Danley.....TB..... 1987-88-89-90

**UNKNOWN HOMETOWN (8)**  
J.V. Brown .....G..... 1892-93-94  
Josiah Flourney.....HB..... 1903-04  
George Mitcham.....C..... 1896-97-98  
Jack Mitchell .....HB..... 1903  
J.B. Oglesby .....E..... 1892-93  
S.A. Redding.....T..... 1893-94  
William Williams.....HB..... 1894-95-96  
F.R. Yarbrough, Sr.....E..... 1898-99-00

**IDAHO (1)**  
**NAMPA (1)**  
Jorell Bostrom.....OL.....2009-10

**ILLINOIS (10)**  
**CHICAGO (4)**  
John Crolla .....C..... 1949-50-51  
Jordan Diamond.....OL.....2013-15

Eugene Mulhall.....T..... 1950-51  
Jack Schwieger .....TE..... 1998-99

**HINSDALE (1)**  
Andrew Letts.....WR/S..... 2002-03-04

**LANCASTER (1)**  
Robert Seibert .....1946

**NEW LENOX (1)**  
Jake Lembke .....DS.....2012-13

**PERK (1)**  
Jeff Gilligan .....SE.....1975

**PERU (2)**  
Dave Ostrowski.....OT..... 1973-74-75-76  
Jeff Ostrowski.....OT..... 1983-84

**INDIANA (1)**  
**AVON (1)**  
Elijah Daniel.....DE.....2013-14

**IOWA (1)**  
**DAVENPORT (1)**  
Todd Rubley.....QB.....1981

**IRELAND (1)**  
**DUBLIN (1)**  
Neil O'Donoghue.....PK..... 1975-76

**KANSAS (1)**  
**OLATHE (1)**  
Braden Smith.....OL.....2014-15

**KENTUCKY (5)**  
**ELIZABETHTOWN (1)**  
Chris Todd .....QB..... 2008-09

**GOSHEN (1)**  
Rob Bironas.....PK.....1998

**LEXINGTON (1)**  
Ryan Atkins.....PK..... 1997-98

**LOUISVILLE (1)**  
Tom McLure.....QB..... 1906-08

**PINEVILLE (1)**  
Brent Slusher.....TE.....2008

**LOUISIANA (28)**  
**BASTROP (1)**  
DeAngelo Benton.....WR.....2009-10-11

**BATON ROUGE (1)**  
Reggie Torbor .....DE..... 2000-01-02-03

**CLINTON (1)**  
Will Andrews.....LB.....1996

**DENHAM SPRINGS (2)**  
Shannon Roubique.....C..... 1992-93-94-95  
Derrick Robinson.....LB..... 1993-94

**GRETNA (1)**  
Ken Bernich .....LB..... 1972-73-74

**KENNER (1)**  
Michael Burks.....TB.....1998

**LAPLACE (1)**  
D'haquille Williams ....WR.....2014

**LEESVILLE (1)**  
Travante Stallworth....WR..... 2009-10-11-12

**MANDEVILLE (1)**  
Rudy Odom.....OL.....2008

**MARRERO (1)**  
Kwesi Drake .....DT.....2001

**METARIE (1)**  
Joel Bonomolo .....DE.....2011

**MONROE (1)**  
Jonathan Wilhite.....CB..... 2005-06-07

**MORGANZA (1)**  
Kyle Derozan .....DE/TE..... 2003-04

**NAPOLEANVILLE (1)**  
Brandon Jacobs.....TB.....2003

**NEW ORLEANS (9)**  
L.A. Chateau .....RT.....1942  
Ernest Danjean .....OG..... 1953-54-55  
Bobby Foret.....E..... 1960-61  
Teddy Foret.....T..... 1957-58-59  
A.J. Gendusa .....B..... 1942  
Alonzo Horton .....DE.....2006  
Patrick Martyn.....P.....2005  
Ashton Richardson .....LB..... 2009-10-11-12  
Patrick Trahan .....LB.....2006

**RUSTON (1)**  
Roymon Malcolm.....TB.....1993

**SHREVEPORT (1)**  
Sam Nader.....QB.....1967

**THIBODAUX (2)**  
Trovon Reed .....WR..... 2011-12-13-14  
Greg Robinson.....OL.....2012-13

**WATERPROOF (1)**  
Louis Preis.....HB.....1956

**MARYLAND (5)**  
**CAMP SPRINGS (1)**  
Lewis Drumheller.....FL.....1976

**FT. WASHINGTON (1)**  
RaShan Frost.....DT.....1999

**NEWARK (1)**  
Ben Tate.....RB..... 2006-07-08-09

**OWINGS MILLS (1)**  
Blake Countess.....DB.....2015



# All-Time Lettermen by Hometown

## JEANNETTE (1)

William Abraham.....HB.....1945

## LIANERCH (1)

Jack Williams.....C.....1940-41

## McKEESPORT (2)

Michael Bodner.....T.....1965  
Bill McGuire.....G.....1948-49

## MEDIA (2)

Andrew Chambers.....PK.....1998  
Ted Varano.....T.....1949-50

## NEW KENSINGTON (1)

Wayne Hepler.....G.....1946

## PHILADELPHIA (2)

Frank D-Agostino.....T.....1953-54-55  
James Walsh.....FB.....1954-55-56

## SHENANDOAH (1)

Joe Wozniak.....T.....1944

## SOUTH CAROLINA (17)

### AIKEN (1)

William Thorpe.....G.....1937-38-39

### CAMDEN (1)

Foy Thompson.....G.....1950-51-52

### COLUMBIA (2)

Leon Hart.....OL.....2004-05-06-07  
Travis Williams.....LB.....2002-03-04-05

### DARLINGTON (1)

Ricardo Walker.....DT.....1993

### EBLOREE (1)

Lester Antley.....C.....1935-36-37

### GREENVILLE (1)

Devaroe Lawrence.....DL.....2015

### MAULDIN (1)

Jim Roe.....OT.....1993-94-95-96

### MONCK'S CORNER (2)

Doug Langenfeld.....DE.....2003-04  
Rusty Williams.....RB.....1996-97-98-99

### MT. PLEASANT (1)

Gimel President.....DL.....2014-15

### MYRTLE BEACH (1)

Carl Hardy.....HB.....1965-66

### PINEVILLE (1)

Kendall Mack.....OT.....1995-96-97-98

### SPARTANBURG (1)

Stephen Davis.....RB.....1993-94-95

### ST. MATTHEWS (1)

Eric Mack.....OL.....2011

## SWANSEA (2)

Marshall Riley.....DT.....1977-78-79-80  
Victor Riley.....OT.....1994-95-96-97

## UNKNOWN HOMETOWN (1)

A.H. McKissick.....C.....1892-93-94

## TENNESSEE (58)

### ALCOA (1)

Carl Stewart.....RB.....2004-05-06-07

### ANTIOCH (1)

Mike Berry.....OL.....2007-08-09

### BLUFF CITY (1)

David Walsh.....Tnr.....1984

### BOLIVAR (1)

Robert Fulghum.....HB.....1965-66-67

### BRENTWOOD (10)

Dave Beasley.....LB.....1996-97-98-99  
Kody Bliss.....P.....2003-04-05-06  
Taylor Bourgeois.....OT.....2002  
Pete Compton.....DS.....2004  
King Dunlap.....OT.....2004-05-06-07  
Brian Shulman.....P.....1986-87-88  
Jake Slaughter.....LB/FB.....2002-03-04-05  
John Vaughn.....K.....2003-04-05-06  
Justin Zapp.....Mgr.....1992  
Nathan Zapp.....Mgr.....1989-90-92

### CHATTANOOGA (18)

Damon Duval.....P/K.....1999-00-01-02  
James G. Gauntt.....G.....1906-08  
Fred Gilliam.....G.....1935-37  
Ted Gilreath.....Mgr.....1957-58-59  
Charlie Glenn.....OT.....1966-67  
Jerry Gordon.....OT.....1967-68  
Robert Hoppe.....RHB.....1955-56-57  
James Jeffrey.....T.....1957-58  
Donald T. Jones.....G.....1930-32  
Ronnie Jones.....OT.....1974-75-76  
Tim Lyle.....OG.....1967-68  
Charles Nixon.....1900  
W.L. Noll.....HB.....1900  
S.D. Peterson.....QB.....1922  
George Revington.....FB.....1916-17  
Ronnie Robbs.....FB.....1957-58  
Osmo Smith.....E.....1936-37-38  
E.E. Williams.....HB.....1923-24-25

### CLINTON (1)

Larry Cannon.....OT.....1980

### COLLIERVILLE (2)

Aubrey Clayton.....QB.....1941-42  
John Pass.....PK.....1997

### DAYTON (1)

Jason Fitzgerald.....DS.....1991

### DYERSBURG (1)

W.T. Yearout.....FB.....1940

## FAYETTEVILLE (1)

Eddie Blake.....OG.....1990-91

## FRANKLIN (1)

Chip Holt.....Mgr.....1996-97-98-99

## GALLATIN (1)

Corey Lewis.....QB.....1989-90-91

## GERMANTOWN (1)

Mark Brown.....LB.....1999-00-01-02

## JACKSON (1)

Pat Jones.....LB.....1974-75

## KNOXVILLE (1)

Tim Davis.....WR.....1980

## LEBANON (1)

Harold Lannom.....T.....1946-47

## MADISON (1)

A.J. Greene.....OL.....2010-11

## MEMPHIS (5)

Daren Bates.....LB.....2009-10-11-12  
Shon Coleman.....OL.....2013-14-15  
Harry Esslinger.....E.....1907-08-09  
James C. Loftin.....E.....1951  
Mark Pera.....OL.....2000-01-02-03  
Jovon Robinson.....RB.....2015

## NASHVILLE (5)

Wirth Campbell.....WR.....2014  
Trent Fisher.....DB.....2011-12-13  
Craig Remington.....SE.....1984  
Steven Ross.....OG.....2002-03-04-05  
Cooper Wallace.....TE.....2002-03-04-05

## OOlTEWAH (1)

Edward M. McCoy II.....Mgr.....1996-97

## PARIS (1)

John Hudson.....C.....1986-87-88-89

## UNION CITY (1)

Greg Zipp.....OL.....1979-80-81

## TEXAS (9)

### AUSTIN (1)

Emory Blake.....WR.....2009-10-11-12

### BRIDGEPORT (1)

Jacob Allen.....H.....1999-00-01

### EL PASO (1)

Bruce Yates.....DT.....1963-64-65

### FRIENDSWOOD (1)

Ricky Allen.....DT.....1977-78

### GAINESVILLE (1)

Vernon Blackard.....DT.....1979-80-81-82

### HOUSTON (1)

Josh Hebert.....DB.....2005-06-07

## MANSFIELD (1)

Nosa Eguae.....DE.....2010-11-12-13

## SUGARLAND (1)

Clay Helton.....QB.....1992

## WICHITA FALLS (1)

Edwin House.....1945

## VIRGINIA (10)

### ETTRICK (1)

Rudi Johnson.....RB.....2000

### FAIRFAX (2)

Brent Mueller.....NT.....1998  
Roman Nelsen.....FB.....1997-98

### FALLS CHURCH (1)

Francis Crimmins.....LT.....1940-41

### FREDREICKBURG (1)

Nathan Taylor.....WR.....2011

### NORTON (1)

Billy Ball.....HB.....1944-45-47

### PETERSBURG (1)

William Laffoon.....G.....1945

### PORTSMOUTH (1)

Freddie Jones.....FS.....1983

### WOODBRIIDGE (2)

Karibi Dede.....S/LB.....2003-04-05-06  
Danny Raines.....QB.....1991

## WASHINGTON (1)

### LACEY (1)

Lawyer Tillman.....RB.....2015

## WEST VIRGINIA (2)

### GRANT TOWN (1)

Frank Gatski.....C.....1945

### TURTLE CREEK (1)

Harold Barker.....G.....1944

# Team Captains

1892	Frank Lupton	1950	Jim McGowen	1985	Lewis Colbert	2004	Ronnie Brown
1893	Tom Daniels	1951	Ed Baker		Harold Hallman		Jason Campbell
	R.T. Dorsey	1952	Lee Hayley		Bo Jackson		Bret Eddins
1894	J.V. Brown	1953	Vince Dooley		Pat Washington		Carlos Rogers
1895	W.R. Shafer	1954	Jimmy Long		Gerald Williams		Carnell Williams
1896	W.R. Tichenor	1955	Bob Scarbrough	1986	Tommie Agee	2005	Ben Obomanu
1897	W.B. Stokes	1956	Jerry Elliott		Chip Powell		Marcus McNeill
1898	G.N. Mitcham	1957	Tim Baker		Tom Powell		T.J. Jackson
1899	A.H. Feagin		Jimmy "Red" Phillips		Ben Tamburello		Travis Williams
1900	D.S. Martin	1958	Lloyd Nix	1987	Aundray Bruce	2006	Karibi Dede
1901	Henry S. Park		Tommy Lorino		Jeff Burger		Ben Grubbs
1902	H.A. Allison	1959	Jackie Burkett		Kurt Crain		Will Herring
1903	J.P. Paterson	1960	Ken Rice		Stacy Searels		Courtney Taylor
1904	R.S. Reynolds	1961	John McGeever	1988	Rodney Garner	2007	Cole Bennett
1905	Pete Lacey		Don Machen		Tracy Rocker		Brandon Cox
1906	W.C. Whitner	1962	None		Benji Roland		Patrick Lee
1907	D.E. Wilkinson	1963	Howard Simpson		Brian Shulman		Josh Thompson
1908	Tom McClure		George Rose		Lawyer Tillman	2008	Tyronne Green
1909	W. Reynold	1964	Tucker Frederickson	1989	John Hudson		Jerraud Powers
1910	John Davis	1965	Game Captains		Win Lyle	2009	Antonio Coleman
1911	M.S. Bonner	1966	Gusty Yearout		Craig Ogletree		Chris Todd
1912	J.P. Major		Tom Bryan		Quentin Riggins	2010	Kodi Burns
1913	Kirk Newell	1967	Gusty Yearout		Reggie Slack		Josh Bynes
1914	H.W. Robinson	1968	Loran Carter	1990	James Joseph		Zac Etheridge
1915	Bedie Bidez	1969	Mike Kolen		David Rocker		Lee Ziemba
1916	Lucy Hairston	1970	Ronnie Ross		Lamar Rogers	2011	Game Captains
1917	C. Robinson	1971	Pat Sullivan		Greg Taylor	2012	Daren Bates
1918	Ike Rogers	1972	Mike Neel	1991	Corey Barlow		T'Sharvan Bell
1919	Pete Bonner		Mac Lorendo		Teapot Brown		Emory Blake
1920	E. Sizemore	1973	Benny Sivley		Darrel Crawford		Philip Lutzenkirchen
1921	N.W. Caton		Steve Taylor		Chris Jones		Onterio McCaleb
1922	J.B. Shirey	1974	Mike Fuller		Bob Meeks	2013	Chris Davis
1923	Rip Reagan		Lee Gross		Chad Muilenburg		Reese Dismukes
1924	Fatty Lawrence	1975	Liston Eddins	1992	Karekin Cunningham	2014	Reese Dismukes
1925	M. Harkins		Ed Butler		Bennie Pierce		Gabe Wright
1926	Paul S. Turner	1976	Phil Gargis		Fred Baxter	2015	Jonathan Wallace
1927	W.W. Paterson		Jeff McCollum		Chris Gray		Justin Garrett
1928	H.J. Carter	1977	Lynn Johnson		Doug Bell		
1929	H.J. Long		Rick Freeman	1993	Stan White		
1930	D. Harkins	1978	William Andrews		Randy Hart		
1931	J.D. Bush		Donnie Givens		Scott Etheridge		
	C. Davidson	1979	Charlie Trotman	1994	Frank Sanders		
1932	J. Hitchcock		Harris Rabren		Mike Pelton		
1933	R. Williams	1980	James Brooks		Joe Frazier		
1934	Mike Welch		Clifford Toney	1995	Game Captains		
1935	Mutt Morris	1981	Edmund Nelson	1996	Game Captains		
1936	Walt Gilbert		Keith Uecker	1997	Game Captains		
1937	Lester Antley	1982	Dennis Collier	1998	Game Captains		
1938	Bo Russell		Mike Edwards	1999	Game Captains		
1939	Milton Howell		Bob Harris	2000	Cole Cubelic		
1940	Dick McGowen		Bishop Reeves		Ben Leard		
1941	L. Cheatham	1983	Dowe Aughtman		Alex Lincoln		
1942	Vic Costellos		Randy Campbell		Colin Sears		
1944	C. Kuykendall		Donnie Humphrey	2001	Kendall Simmons		
	T. Warrington		Lionel James		James Callier		
1945	C. Kuykendall	1984	Gregg Carr	2002	Mark Brown		
1946	Jim Pharr		Ed Graham		Ben Nowland		
	S. McClurkin		Mike Mann		Travaris Robinson		
1947	Harold Lannom		Ben Thomas	2003	Karlos Dansby		
1948	Russell Inman				Jeris McIntyre		
1949	Ralph Pyburn				Dontarrious Thomas		

# All-Time Coaching Records

## Auburn All-Time Coaches' Records

Coach	Years	Tenure	Record	Pct.
Dr. George Petrie	1	1892	2-2	.500
G.H. Harvey	1	1893	2-0-2	.750
D.M. Balliet	1	1893	1-0	1.000
F.M. Hall	1	1894	1-3	.250
John Heisman	5	1895-99	12-4-2	.722
Billy Watkins	2	1900-01	6-3-1	.650
R.S. Kent	1	1902	2-2-1	.500
Mike Harvey	1	1902	0-2	.000
Billy Bates	1	1903	4-3	.571
Mike Donahue	18	1904-06, '08-22	99-35-5	.730
W.S. Kienholz	1	1907	6-2-1	.722
Boozer Pitts	3	1923-24, '27	7-11-6	.417
Dave Morey	3	1925-27	10-10-1	.500
George Bohler	2	1928-29	3-11	.214
John Floyd	1	1929	0-4	.000
Chet Wynne	4	1930-33	22-15-2	.591
Jack Meagher	9	1934-42	48-37-10	.558
Carl Voyles	4	1944-47	15-22	.405
Earl Brown	3	1948-50	3-22-4	.172
Ralph Jordan	25	1951-75	176-83-6	.675
Doug Barfield	5	1976-80	29-25-1	.536
Pat Dye	12	1981-92	99-39-4	.711
Terry Bowden	6	1993-98	47-17-1	.731
Bill Oliver	*1	1998	2-3	.400
Tommy Tuberville	10	1999-2008	85-40	.680
Gene Chizik	4	2009-12	33-19	.635
Gus Malzahn	3	2013-15	27-13	.675

\*Bill Oliver coached the final five games of 1998 season after Terry Bowden resigned.

## Auburn All-Time Coaching Leaders (BY VICTORIES)

Coach	Years	Tenure	Record	Pct.
1. Ralph Jordan	25	1951-75	176-83-6	.675
2. Mike Donahue	18	1904-06, '08-22	99-35-5	.730
Pat Dye	12	1981-92	99-39-4	.711
4. Tommy Tuberville	10	1999-2008	85-40	.680
5. Jack Meagher	9	1934-42	48-37-10	.558
6. Terry Bowden	6	1993-98	47-17-1	.731
7. Gene Chizik	4	2009-12	33-19	.635
8. Doug Barfield	5	1976-80	29-25-1	.536
9. Gus Malzahn	3	2013-15	27-13	.675
10. Chet Wynne	4	1930-33	22-15-2	.591
11. Carl Voyles	4	1944-47	15-22	.405
12. John Heisman	5	1895-99	12-4-2	.722
13. Dave Morey	3	1925-27	10-10-1	.500
14. Boozer Pitts	3	1923-24, '27	7-11-6	.417
15. W.S. Kienholz	1	1907	6-2-1	.722
Billy Watkins	2	1900-01	6-3-1	.650
17. Billy Bates	1	1903	4-3	.571
18. George Bohler	2	1928-29	3-11	.214
Earl Brown	3	1948-50	3-22-4	.172
20. G.H. Harvey	1	1893	2-0-2	.750
Dr. George Petrie	1	1892	2-2	.500
R.S. Kent	1	1902	2-2-1	.500
23. Bill Oliver	1	1998	2-3	.400
24. D.M. Balliet	1	1893	1-0	1.000
F.M. Hall	1	1894	1-3	.250
26. Mike Harvey	1	1902	0-2	.000
John Floyd	1	1929	0-4	.000

## Auburn All-Time Coaching Leaders (BY WINNING PERCENTAGE)

Coach	Years	Tenure	Record	Pct.
1. D.M. Balliet	1	1893	1-0	1.000
2. G.H. Harvey	1	1893	2-0-2	.750
3. Terry Bowden	6	1993-98	47-17-1	.731
4. Mike Donahue	18	1904-06, '08-22	99-35-5	.730
5. John Heisman	5	1895-99	12-4-2	.722
W.S. Kienholz	1	1907	6-2-1	.722
7. Pat Dye	12	1981-92	99-39-4	.711
8. Tommy Tuberville	10	1999-2008	85-40	.680
9. Ralph Jordan	25	1951-75	176-83-6	.675
10. Gus Malzahn	3	2013-15	27-13	.675
11. Billy Watkins	2	1900-01	6-3-1	.650
12. Gene Chizik	4	2009-12	33-19	.635
13. Chet Wynne	4	1930-33	22-15-2	.591
14. Billy Bates	1	1903	4-3	.571
15. Jack Meagher	9	1934-42	48-37-10	.558
16. Doug Barfield	5	1976-80	29-25-1	.536
17. Dave Morey	3	1925-27	10-10-1	.500
Dr. George Petrie	1	1892	2-2	.500
R.S. Kent	1	1902	2-2-1	.500
20. Boozer Pitts	3	1923-24, '27	7-11-6	.417
21. Carl Voyles	4	1944-47	15-22	.405
22. Bill Oliver	1	1998	2-3	.400
23. F.M. Hall	1	1894	1-3	.250
24. George Bohler	2	1928-29	3-11	.214
25. Earl Brown	3	1948-50	3-22-4	.172
26. Mike Harvey	1	1902	0-2	.000
John Floyd	1	1929	0-4	.000

# All-Time Assistant Coaches

Alley, E.H. "Herc," 1944-47  
 Allison, Rodney, 1993-98  
 Atkins, George, 1956-71  
 Atkinson, Professor, 1892

Barfield, Doug, 1972-75  
 Baskin, Weems, 1930  
 Blakeney, Larry, 1977-90  
 Beck, Dave, 1974-79  
 Beightol, Larry, 1976  
 Bernard, Charles, 1948-50  
 Bidez, Biddie, 1919  
 Borges, Al, 2004-07  
 Boulware, Jay 2009-12  
 Bowden, Tommy, 1980, 1990-96  
 Bradberry, Buck, 1955-65  
 Burns, Jack, 1979-80  
**Burns, Kodi, 2016**

Callaway, Neil, 1981-92  
 Campbell, Randy, 1992  
 Cannon, Jack, 1933  
 Casey, Bud, 1981-92  
 Chambless, Boots, 1934-46  
 Chizik, Gene, 2002-04  
 Christian, Tim, 1969-80  
 Connally, Joe, 1951-75  
 Craig, Dameyune, 2013-15  
 Crain, Kurt, 1993-95  
 Crowe, Jack, 1982-85

Daniel, James, 1981-92  
 Darrow, George, 1946-47  
 Davis, Paul, 1967-80, 1987-90  
 Dennis, Steve, 1985-92  
 Denson, J.V., 1907  
 Donahue, M.J., 1907  
 Dooley, Vince, 1956-63  
 Dunn, Don, 1999-08  
 Dupree, Sterling, 1936

Eaves, Joel, 1949-63  
 Edmondson, Larry, 1997-98  
 Elliot, Jerry, 1962-66  
 Ensminger, Steve, 2003-08

Fisher, Jimbo, 1993-98  
 Floyd, John "Red," 1929  
**Fountain, Scott, 2013-16**  
 Franklin, Tony, 2008  
 Freeman, Bobby, 1964-73

## **Garner, Rodney, 1993-95; 2013-16**

Gaum, C.G., 1908-12  
 Gibbs, Alex, 1979-80  
 Gibbs, David, 2005  
 Gran, Eddie, 1999-08  
 Grant, Porter, 1933-35  
 Greer, Steve, 1972-78  
 Grimes, J.B., 2013-15  
 Grimes, Jeff, 2009-12  
 Guy, Al, 1979

Hall, Wayne, 1981-95  
**Hand, Herb, 2016**  
 Harbison, Charlie, 2013-14  
 Harkins, C.D. "Red," 1931-35  
 Harvey, Mike, 1893-1902  
 Hayley, Lee, 1963-66  
 Herring, Hal, 1953-65  
 Herring, Reggie, 1987-91  
 Hewlett, McCoy, 1949-50  
 Hilyer, Jim, 1968-73  
 Hines, Jack, 1993-98  
 Hitchcock, Jimmy, 1933-46  
 Hobbs, Homer, 1951  
 Hollis, Joe, 1979  
**Horton, Tim, 2013-16**  
 Hutsell, Wilbur, 1933

James, Lionel, 1996-97  
 Jenkins, Pete, 1996-98  
 Johnson, Ellis, 2013-14  
 Jones, Tom, 1966-71  
 Jordan, Ralph, 1933-45

Kiley, Roger, 1930-33  
 Kinard, Billy, 1961-63  
 King, Jim, 1977-78  
 Knox, Greg, 1999-08

## **Lashlee, Rhett, 2013-16**

Lee, 1928  
 Levine, Dutch, 1908  
 Loeffler, Scot, 2012  
 Lolley, Phillip, 2000-03; 2009-11  
 Lorendo, Gene, 1951-75  
 Louiselle, W.C., 1916  
 Lovett, John, 1999-01  
 Luper, Curtis, 2009-12

Malzahn, Gus, 2009-11  
 Marshall, Walter, 1948-50  
 Mazzone, Noel, 1999-01  
 McAllister, Sam, 1930-33  
 McCollum, Buddy, 1934-46  
 McFaden, Earl "Bull," 1930-33  
 McGowen, Dick, 1948-64  
**McGriff, Wesley, 2016**  
 Mitchell, Sam, 1966-73  
 Morgan, Del, 1934-40  
 Morris, Pap, 1972-75  
 Moulton, Edward "Slick," 1928  
 Murphy, John, 1948-50  
 Muschamp, Will, 2006-07; 2015

Nall, Hugh, 1999-08  
 Neel, Mike, 1974-76  
 Newell, Kirk, 1916  
 Nix, Buddy, 1976-80

Oliver, Bill, 1966-70, 1996-98  
 Orgel, Frank, 1981-85

Pannunzio, Joe, 1999  
 Papke, Mike, 1930-33  
 Pelton, Mike, 2011-12  
 Penton, G.W., 1913-1915  
 Petrino, Bob, 2002  
 Pitts, J.E. "Boozer," 1919-22;  
 1925-27  
 Pray, 1913  
 Price, Terry, 1999-08  
 Propst, Shorty, 1944-47  
 Purvis, Chuck, 1945

Raye, Tommy, 1992  
 Rhoads, Paul, 2008  
 Roberts, J.D., 1961  
 Robinson, Travaris, 2015  
 Rucker, Tracy, 2009-10  
 Roof, Ted, 2009-11  
 Rose, George, 1972-75  
 Russell, Erk, 1958-62

Saia, Claude, 1964-75  
 Senn, C.L. "Shot," 1947-64  
 Shealy, Dal, 1977-78  
 Slaten, Ralph, 1948-50  
 Smith, Melvin, 2013-14  
 Spinks, Buck, 1925-27  
**Steele, Kevin, 2016**  
 Streit, Bill, 1911  
 Sullins, S.E., 1979-80  
 Sullivan, Pat, 1986-91

Taylor, Trooper, 2009-12  
 Thigpen, Tommy, 2009-12  
 Thompson, Lance, 2015  
 Tichenor, Isaac, 1917-1919  
 Ticknor, R., 1916  
 Tolbert, Tyke, 1998  
 Trickett, Rick, 1993-98

Umbach, Arnold "Swede," 1944-47  
 Underwood, P.W., 1976-80

VanGorder, Brian, 2012

Wallace, Bobby, 1981-84  
 Waller, Charlie, 1951-54  
 Werner, "Pop," 1946  
 Whitt, Joe, 1981-2005  
 Wigham, Byrd, 1967-68  
**Williams, Travis, 2016**  
 Williamson, John, 1949  
 Willis, James, 2006-08  
 Wilson, Bob, 1923  
 Wright, E.A., 1907

Young, Frank, 1971, 1974-90



# 1971 Heisman Trophy

# Pat Sullivan

QB • 6-0 • 190 • 3L • Birmingham, Ala.



## SULLIVAN'S 1971 Game-by-Game Statistics

	Rushing			Passing				Total Offense	Avg. Gain Per Play	
	Att.	Yds.	TD	Att.	Comp.	INT	Yds.			TD
UT-CHATTANOOGA.....	3	-4	0	16	13	0	132	2	128	6.7
at Tennessee.....	5	0	0	31	14	0	154	0	154	4.2
KENTUCKY.....	3	12	0	25	16	2	253	2	265	9.4
SOUTHERN MISSISSIPPI.....	6	9	0	39	23	1	238	3	247	5.5
at Georgia Tech.....	3	-12	0	34	25	1	281	3	269	7.2
CLEMSON.....	5	26	0	31	15	3	204	1	230	6.4
FLORIDA.....	11	38	2	30	15	1	241	2	279	6.8
MISSISSIPPI STATE.....	4	25	0	24	13	1	140	3	165	5.7
at Georgia.....	6	-8	0	24	14	0	248	4	240	8.0
Alabama (B'ham).....	1	-2	0	27	14	2	121	0	119	4.2
<b>1971 Totals</b>	<b>47</b>	<b>84</b>	<b>2</b>	<b>281</b>	<b>162</b>	<b>11</b>	<b>2012</b>	<b>20</b>	<b>2096</b>	<b>6.3</b>

### SULLIVAN'S Career Highlights

- Two-time All-American (1970-71)
- Led NCAA with 2,856 yards of total offense in 1970
- Led Auburn to three bowl games
- Threw for 351 yards in Gator Bowl win over Ole Miss
- Accounted for 71 TDs in three years (53 pass/18 rush)
- Twice named SEC Player of the Year (1970-71)

### SULLIVAN'S Career Passing Statistics

Year	G	Att.	Comp.	Yds.	Int.	TD
1969	10	257	123	1686	16	16
1970	10	281	167	2586	12	17
1971	10	281	162	2012	11	20
<b>Totals</b>	<b>30</b>	<b>819</b>	<b>452</b>	<b>6284</b>	<b>39</b>	<b>53</b>


### SULLIVAN'S Career Rushing Statistics

Year	G	Att.	Yds.	Avg.	TD
1969	10	56	205	3.6	7
1970	10	52	270	5.1	9
1971	10	47	84	1.8	2
<b>Totals</b>	<b>30</b>	<b>155</b>	<b>559</b>	<b>3.6</b>	<b>18</b>

# 1985 Heisman Trophy

# Bo Jackson

RB • 6-1 • 222 • 4L • Bessemer, Ala.



## JACKSON'S 1985 Game-by-Game Statistics

	ATT	YDS	AVG	TD	LG	1st DOWN RUNS	OVER 10 YARDS	TD RUNS
SOUTHWESTERN LOUISIANA	23	290	12.6	4	76	10	6	7, 47, 76, 12
SOUTHERN MISSISSIPPI	30	205	6.8	2	34	9	4	2, 2
at Tennessee*	17	80	4.7	0	17	2	3	---
OLE MISS	38	240	6.3	2	25	16	9	3, 3
FLORIDA STATE	30	176	5.9	2	53	9	3	54, 35
at Georgia Tech	32	242	7.6	1	76	9	5	76
MISSISSIPPI STATE	28	169	6.0	2	40	9	5	22, 4
FLORIDA**	16	48	3.0	0	12	3	1	---
EAST CAROLINA	14	73	5.2	0	16	6	2	---
at Georgia	19	121	6.4	2	67	4	2	67, 6
Alabama (B'ham)	31	142	4.6	2	20	4	2	7, 1
<b>1985 TOTALS</b>	<b>278</b>	<b>1786</b>	<b>6.4</b>	<b>17</b>	<b>76</b>	<b>81</b>	<b>42</b>	<b>---</b>

\*Injured in third quarter \*\*Injured in second quarter

### JACKSON'S Career Rushing Statistics

Year	G	Att.	Yds.	Avg.	TD	LG	Avg./Game
1982	11	127	829	6.5	9	53	75.4
1983	11	158	1213	7.7	12	80	110.3
1984	6	87	475	5.5	5	53	79.2
1985	11	278	1786	6.4	17	76	162.4
<b>Totals</b>	<b>39</b>	<b>650</b>	<b>4303</b>	<b>6.6</b>	<b>43</b>	<b>80</b>	<b>113.2</b>

### JACKSON'S Career Receiving Statistics

Year	No.	Yds.	Avg.	TD	LP
1982	5	64	12.8	0	43
1983	13	73	5.6	2	44
1984	4	62	15.5	0	21
1985	4	73	18.3	0	29
<b>Totals</b>	<b>26</b>	<b>272</b>	<b>10.5</b>	<b>2</b>	<b>44</b>


### JACKSON'S Career Baseball Statistics

Year	G	AB	R	H	Avg.	HR	RBI	SB
1983	26	68	14	19	.279	4	13	5
1985	42	147	55	59	.401	17	43	9
1986	21	69	21	17	.246	7	14	5
<b>Totals</b>	<b>89</b>	<b>284</b>	<b>90</b>	<b>95</b>	<b>.335</b>	<b>28</b>	<b>70</b>	<b>19</b>

# 2010 Heisman Trophy

# Cam Newton

QB • 6-5 • 250 • 1L • College Park, Ga.



## NEWTON'S 2010 Game-by-Game Statistics

	Rushing			Passing					Total	Avg. Gain
	Att.	Yds.	TD	Att.	Comp.	INT	Yds.	TD	Offense	Per Play
ARKANSAS STATE .....	15	171	2	14	9	0	186	3	357	12.3
at Mississippi State .....	18	70	0	19	11	1	136	2	228	6.0
CLEMSON .....	17	68	0	14	7	2	203	2	272	8.8
SOUTH CAROLINA .....	25	176	3	25	16	0	158	2	334	6.7
ULM.....	1	-11	0	19	14	1	245	3	234	11.7
at Kentucky .....	28	198	4	21	13	1	210	0	408	8.3
ARKANSAS .....	25	188	3	14	10	0	140	1	328	8.4
LSU.....	28	217	2	16	10	0	86	0	303	6.9
at Ole Miss.....	11	45	0	24	18	0	209	2	274	7.6
CHATTANOOGA.....	8	24	1	21	15	0	317	4	341	11.8
GEORGIA .....	30	151	2	15	12	1	148	2	299	6.6
at Alabama .....	22	39	1	20	13	0	216	3	255	6.1
South Carolina (SEC Champ) ...	14	73	2	28	17	0	335	4	408	9.7
Oregon (BCS Championship) ...	22	64	0	34	20	1	265	2	329	5.9
<b>2010 Totals</b>	<b>285</b>	<b>1586</b>	<b>20</b>	<b>292</b>	<b>191</b>	<b>7</b>	<b>2908</b>	<b>30</b>	<b>4370</b>	<b>7.9</b>


### NEWTON'S Career Highlights

- Won the Heisman Trophy and became Auburn's first Maxwell and Davey O'Brien Award winners; was also named Walter Camp National Player of the Year
- A consensus All-American and SEC Player of the Year
- Named Offensive MVP of SEC Championship Game
- Became third player in NCAA FBS history to total 20 rushing touchdowns and 20 passing touchdowns in a season
- Was the ninth different player in NCAA history to reach totals of 2,000 yards passing and 1,000 yards rushing
- Led the SEC and was 9th in NCAA in total offense (309.1 ypg)
- Set the Auburn and SEC records for passing efficiency (182.05) and rushing yards by a quarterback (1,586)
- His 4,370 yards of total offense is an Auburn record
- Scored 126 points on the season, setting a new Auburn single-season record

# 1958 Outland Trophy

## Zeke Smith

G • 6-2 • 215 • 3L • Uniontown, Ala.



*Individual Defensive Statistics were not recorded in Zeke Smith's playing days. Here is his bio from the 1959 Auburn Football Media Guide, the season after he won the Outland Trophy:*


ROGER DUANE (Zeke) SMITH—22—6-2—215—Sr.—Uniontown, Ala. ... Won Outland Award in 1958 as nation's most outstanding lineman ... Greatest guard in history of Auburn ... All-SEC and All-America in 1958 by unanimous choice ... Considered best line-backing guard in Dixie ... Selected to first-string All-America on following teams: *Look Magazine*, *Associated Press*, NEA, FWAA, *Football Digest*, *Time Magazine*, *Sports Illustrated*, *Chicago Tribune*, *Coach and Athlete* ... All-SEC on *Associated Press* and *United Press International* and SEC Lineman of the Year choice of Atlanta Touchdown Club and Birmingham Quarterback Club ... Lineman of the Week by the *Associated Press* for his play against Tennessee in 1958 season opener ... Led a Tiger defense which allowed the Vols no first downs and minus-33 yards total offense for the afternoon ... Third-string frosh center who was held out as a sophomore ... Came to Auburn as a slow-footed runner but worked hard to obtain powerful muscles and agility ... Has tremendous quickness, speed and power ... Plays left guard on offense but becomes middle linebacker on a five-man line, which Auburn uses 70 percent of the time ... Voted "Best Offensive Guard in SEC" by conference coaches in 1958 ... Speed and quickness make him a natural on pulling and blocking ends (Auburn guards pull on about 80 percent of all plays) ... Drafted by Baltimore Colts following 1958 season as fourth draft pick despite having another year of eligibility ... Turned down \$15,000 to sign with Canadian League team because, as he said: "Auburn took me when no one else wanted me. I'm where I am today because of Coach Ralph Jordan and Auburn, and I believe I owe Auburn more than I could ever give" ... Education major.

OTHER CHARACTERISTICS OF ZEKE SMITH—Handsome blond with blue eyes ... Born on Sept. 29, 1936, at Walker Springs, Ala. ... Moved to Uniontown (Pop. 2,000) when he was six years old ... Unheralded as a high school fullback, he was not approached by another college ... Nicknamed "Zeke" by high school coach who said he ran like Zeke Bratkowski (Georgia's famed "Brat" averaged losing 200 yards rushing each year) ... First-string Scholastic All-America by the Peoples Encyclopedia Company ... Called, along with Lou Michaels of Kentucky, "The Greatest Lineman in the SEC in the past 10 years," by Georgia Tech's Bobby Dodd ... Will be always remembered by football writers who attended the *Look Magazine* party in New York for accepting the OUTLAND AWARD by saying, "Thank you gentlemen for this HEISMAN TROPHY ... I mean OUTLAND AWARD." Smith did this twice within 30 seconds ... Spent this past summer as assistant sergeant-at-arms in Alabama Senate ... Pre-season All-SEC and All-America ... Married this summer.

# 1988 Outland and Lombardi Trophy

## Tracy Rucker

DT • 6-3 • 278 • 4L • Atlanta, Ga.



### ROCKER'S 1988 Game-by-Game Statistics

	Solo	Asst.	Total	Sack-Yds.	TL-Yds.	FF	FR	PBU	CI	INT
KENTUCKY .....	0	2	2	0-0	0-0	1	0	1	0	0
KANSAS .....	0	0	0	0-0	0-0	0	0	0	0	0
TENNESSEE .....	5	9	14	2-10	1-7	1	0	0	0	0
NORTH CAROLINA .....	3	3	6	0-0	1-1	0	0	1	0	0
at LSU .....	4	6	10	0-0	1-4	0	0	1	0	0
AKRON .....	7	4	11	0-0	2-7	0	0	0	0	0
MISSISSIPPI STATE .....	7	3	10	0-0	2-7	0	0	0	0	0
at Florida .....	10	6	16	0-0	3-7	1	0	0	0	0
SOUTHERN MISSISSIPPI .....	7	1	8	2-7	1-2	1	0	0	0	0
GEORGIA .....	7	4	11	0-0	1-1	0	0	1	0	0
Alabama (B'ham) .....	7	5	12	1-8	1-2	0	0	0	0	0
<b>1988 TOTALS</b>	<b>57</b>	<b>43</b>	<b>100</b>	<b>5-25</b>	<b>13-38</b>	<b>4</b>	<b>0</b>	<b>4</b>	<b>0</b>	<b>0</b>

### ROCKER'S Career Highlights

- First SEC Player to win both the Outland and Lombardi
- Two-time All-America (1987-88)
- Three-time All-SEC (1986-87-88)
- Made 48 career tackles behind the line of scrimmage
- Helped Auburn win a pair of SEC titles (1987-88)
- Led SEC down linemen in tackles as a freshman

### ROCKER'S Career Defensive Statistics

Year	Solo	Asst.	Total	Sack-Yds.	TL-Yds.	FF	FR	PBU	INT
1985	52	41	93	6-43	5-9	0	0	1	0
1986	46	40	86	7-58	4-8	1	0	4	0
1987	44	31	75	3-20	5-10	3	1	2	0
1988	57	43	100	5-25	13-38	3	0	4	0
<b>Totals</b>	<b>199</b>	<b>155</b>	<b>354</b>	<b>21-146</b>	<b>27-65</b>	<b>7</b>	<b>1</b>	<b>11</b>	<b>0</b>

# 2010 Lombardi Award



# Nick Fairley

DT • 6-5 • 298 • 2L • Mobile, Ala.



## FAIRLEY'S 2010 Game-by-Game Statistics

	Solo	Asst.	Total	Sack-Yds.	TL-Yds.	FF	FR	PBU	CI	INT
ARKANSAS STATE . . . . .	1	3	4	1.5-8	1.5-8	0	1	0	0	0
at Mississippi State . . . . .	3	2	5	1.5-6	2.5-10	0	0	0	0	1
CLEMSON . . . . .	4	3	7	1.0-8	3.0-10	0	0	0	0	0
SOUTH CAROLINA . . . . .	1	1	2	0.0-0	1.5-2	0	0	0	0	0
LOUISIANA-MONROE . . . . .	3	1	4	1.0-8	3.0-16	0	0	0	0	0
at Kentucky . . . . .	3	0	3	0.0-0	1.0-3	0	0	0	0	0
ARKANSAS . . . . .	5	3	8	0.0-0	1.0-2	0	0	0	0	0
LSU . . . . .	4	2	6	2.5-20	3.5-23	0	0	0	0	0
at Ole Miss . . . . .	1	3	4	0.0-0	1.0-1	0	0	0	0	0
CHATTANOOGA . . . . .	0	0	0	0.0-0	0.0-0	0	0	0	0	0
GEORGIA . . . . .	2	2	4	0.0-0	0.0-0	0	0	0	0	0
at Alabama . . . . .	3	1	4	2.0-15	2.0-15	1	1	0	0	0
South Carolina (SEC) . . . . .	1	3	4	1.0-2	1.0-2	0	0	0	0	0
Oregon (BCS) . . . . .	5	0	5	1.0-7	3.0-14	1	0	0	0	0
<b>2010 TOTALS</b>	<b>36</b>	<b>24</b>	<b>60</b>	<b>11.5-74</b>	<b>24.0-106</b>	<b>2</b>	<b>2</b>	<b>0</b>	<b>0</b>	<b>1</b>

### FAIRLEY'S Career Highlights

- Second Auburn player to win Lombardi Trophy
- Set AU single-season record for tackles for loss (24.0) and sacks (11.5) in 2010
- Consensus All-American in 2010
- 2010 Associated Press SEC Defensive Player of the Year
- Helped Auburn to 2010 SEC and BCS titles.
- Defensive MVP of BCS National Championship game.



### FAIRLEY'S Career Defensive Statistics

Year	Solo	Asst.	Total	Sack-Yds.	TL-Yds.	FF	FR	PBU	INT
2009	14	14	28	1.5-15	3.5-20	0	1	0	0
2010	36	24	60	11.5-74	24.0-106	2	2	0	1
<b>Totals</b>	<b>50</b>	<b>38</b>	<b>88</b>	<b>13.0-89</b>	<b>27.5-126</b>	<b>2</b>	<b>3</b>	<b>0</b>	<b>1</b>

# 2004 Jim Thorpe Trophy

# Carlos Rogers

CB • 6-1 • 194 • 4L • Augusta, Ga.



## ROGERS' 2004 Game-by-Game Statistics

	Solo	Asst.	Total	Sack-Yds.	TL-Yds.	FF	FR	PBU	INT
LOUISIANA-MONROE.....	3	1	4	0.0-0	1-1	0	0	0	0
at Mississippi State.....	1	0	1	0.0-0	0-0	0	0	0	0
LSU.....	5	0	5	0.0-0	0-0	0	0	1	0
THE CITADEL.....	0	0	0	0.0-0	0-0	0	0	0	0
at Tennessee.....	3	1	4	0.0-0	0-0	0	0	1	0
LOUISIANA TECH.....	1	2	3	0.0-0	0-0	0	0	0	1
ARKANSAS.....	5	0	5	0.0-0	1-4	0	0	1	0
KENTUCKY.....	3	1	4	0.0-0	1-3	0	0	0	0
at Ole Miss.....	5	0	5	0.0-0	0-0	0	0	2	0
GEORGIA.....	5	3	8	0.5-3	2-6	0	0	2	1
at Alabama.....	0	1	1	0.0-0	0-0	0	0	1	0
vs. Tennessee.....	1	0	1	0.0-0	0-0	0	0	2	0
vs. Virginia Tech.....	5	1	6	0.0-0	0-0	0	0	0	0
<b>2004 TOTALS.....</b>	<b>37</b>	<b>10</b>	<b>47</b>	<b>0.5-3</b>	<b>5-14</b>	<b>0</b>	<b>0</b>	<b>10</b>	<b>2</b>

### ROGERS' Career Highlights

- Consensus All-American in 2004
- Named to the 2004 Coaches' All-SEC First-Team and *Associated Press* All-SEC First-Team
- Named to the 2001 Freshman All-SEC Team
- Named to the 2001 *The Sporting News* Freshman All-America Second-Team

### ROGERS' Career Defensive Statistics

Year	Solo	Asst.	Total	Sack-Yds.	TL-Yds.	FF	FR	PBU	INT
2001	46	12	58	0.0-0	0-0	0	1	12	0
2002	34	14	48	0.0-0	2-2	0	0	9	4
2003	17	12	29	0.0-0	1-1	0	1	9	1
2004	37	10	47	0.5-3	5-14	0	0	10	2
<b>Totals</b>	<b>134</b>	<b>48</b>	<b>182</b>	<b>0.5-3</b>	<b>8-17</b>	<b>0</b>	<b>2</b>	<b>40</b>	<b>7</b>

# 2014 Rimington Trophy

## Reese Dismukes

C • 6-3 • 295 • 4L • Spanish Fort, Ala.



**2014** | Rimington Trophy winner ... Outland Trophy finalist ... first team all-SEC (coaches, AP) ... consensus first team All-America (CBSSports.com, Walter Camp, Scout, ESPN, FWAA, AP) ... Rotary Lombardi Award semifinalist ... started all of his 50 career games, most among current SEC linemen ... second most starts in Auburn history ... game captain: Arkansas, San José State, Kansas State, Louisiana Tech, LSU, Mississippi State, South Carolina, Ole Miss, Texas A&M, Georgia, Samford, Alabama, Wisconsin ... Senior CLASS Award semifinalist ... preseason first team All-America ... Phil Steele, CBSSports.com mid-season All-America ... Phil Steele mid-season all-SEC team ... accepted invitation to Reese's Senior Bowl ... NFL Combine ... represented Auburn at SEC Media Days

**2013** | Third-year starter at center ... Rimington Trophy finalist ... Sporting News third team All-American ... first team All-SEC center ... 37 career starts ... 124 knockdowns and graded more than 90% for season ... SEC offensive lineman of the week (Georgia) ... preseason second team all-SEC (SEC coaches, SEC media) ... Phil Steele midseason 3rd team all-SEC... game captain every game ... SEC Academic Honor Roll ... Ken Rice Award as Auburn's best blocking lineman

**2012** | Second-year starting center ... 23 career starts ... missed the Clemson game ... returned to starting lineup at Mississippi State ... injury kept him out of Ole Miss game ... Rimington Trophy watch list ... preseason all-SEC 2nd team (SEC media, Birmingham News)

**2011** | SEC Coaches' All-Freshman Team ... CBS Sports Freshman All-American ... started all 13 games at center ... first true freshman to start at center for Auburn since Ryan Pugh in 2007... one of two Auburn offensive players to start every game and the only to start all 13 at the same position ... part of an offensive line that paved the way Auburn ground game to finish fourth in SEC in rushing ... also helped lead the way for running back Michael Dyer to rush for the second-highest total in the SEC ... started at center in his first collegiate game against Utah State

### DISMUKES' Career Highlights

- First Auburn player to win Rimington Trophy
- Consensus All-American in 2014
- Two-time first team All-SEC selection
- Led Auburn to 2013 SEC championship and BCS title game.



# Auburn All-Americans



## JIMMY HITCHCOCK

The "Phantom of Union Springs," Jimmy Hitchcock became Auburn's first All-American in 1932. He was an offensive triple threat as a passer, runner and punter who led Auburn to the 1932 Southern Conference Championship. Against Tulane in 1932 Hitchcock returned an interception 60 yards for an Auburn touchdown and later returned an errant punt snap 63 yards for a second score. Duke head coach Wallace Wade said, "Hitchcock is the finest all-around back ever to play against any of my teams." Hitchcock also received All-America honors in baseball and played briefly in the Major Leagues after leaving Auburn.




## WALTER GILBERT

Auburn's only three-time All-American, Walter Gilbert played center on the 1934, 1935 and 1936 teams. Known as one of the first "roving centers," he also excelled at linebacker. Then Auburn assistant Ralph Jordan described Gilbert "as possibly the greatest linebacker-center in the history of Southern football." Gilbert became a member of the National Football Foundation Hall of Fame in 1956. Since 1981, Auburn University has issued the Walter Gilbert Award to Auburn athletes who have distinguished themselves through achievements after graduating from Auburn.




## MONK GAFFORD

With 1,414 career rushing yards, Gafford averaged 6.4 yards per carry and was named SEC Player of the Year by the Birmingham Quarterback Club in 1942. Coach Bernie Moore of LSU called Gafford "the best back the SEC had seen in the last 10 years." A great punter and fine defensive player, he will be best remembered for his performance in the 1942 Georgia game. Gafford had 119 yards on 21 carries and returned three punts for a total of 92 yards leading the Tigers to defeat the No. 1 Bulldogs, 27-13.




## TEX WARRINGTON

As Auburn's second center to win All-American honors, Tex Warrington was known for his love of contact and ability to size up situations on the field. He was a determined and dedicated blocker as well as a talented linebacker. Warrington was named All-American by the NCAA Guide in 1944.




## TRAVIS TIDWELL

As a freshman in 1946, Travis Tidwell led the nation in total offense with 1,715 yards. His 3,280 career offensive yards set and held the Auburn record for two decades. Tidwell was a leader on offense and defense. Chosen as a Williamson All-American, he was virtually single-handedly responsible for Auburn's 14-13 victory over Alabama in 1949. After his successful tenure at Auburn where he also lettered in baseball, Tidwell went on to play for the New York Giants in 1950 and 1951.




## JIM PYBURN

During his sophomore year Jim Pyburn caught 25 passes for 379 yards and three touchdowns. One year later he had 28 receptions for 460 yards and two touchdowns. He once held the Auburn record for yards by a receiver in a season. Coach Ralph Jordan said, "We have a passing attack ... just throw the ball in Pyburn's direction." Pyburn was named All-American after his junior year and passed up his senior season to play professional baseball. After playing with the Baltimore Orioles, Pyburn returned to SEC football as an assistant coach at the University of Georgia.



## JOE CHILDRESS


Joe Childress was a threat as both a fullback and a placekicker for the 1953-1955 squads. He led the team in rushing as a junior with 836 yards on 148 carries. His top game in his Auburn career came against fifth-ranked Miami in 1954 when he gained 164 yards on 29 carries as Auburn won 14-13. Childress was selected MVP in the 1954 and 1955 Gator Bowls and was also selected All-SEC in those years. Childress was named All-American by the Football Writers of America in 1955. After leaving Auburn, Childress played in the NFL for 10 years with the Chicago and St. Louis Cardinals.



## FRANK D'AGOSTINO

A quick, powerful tackle and explosive blocker, Frank D'Agostino made four All-America teams as a tackle including the *Associated Press* team in 1953. He was known for his ability to block at the point of attack and was a talented downfield blocker. Regarded as one of the quickest tackles to ever play in the SEC, D'Agostino was a first-team All-SEC selection in 1953 and 1955. Following his tenure at Auburn, he returned home to Philadelphia and played briefly with the Philadelphia Eagles.

# Auburn All-Americans




**FOB JAMES**

After gaining 879 yards on 123 carries in 1955 including 178 against Chattanooga, Fob James held the record as Auburn's all-time leading rusher with 1,913 yards. His record stood for 21 years. James was named All-American by Movietone News and International News Service in 1955. He was also selected SEC Back of the Year by the Atlanta Touchdown Club the same year. James later served as Alabama's governor from 1979-1983 and again from 1995-1999.




**JIMMY PHILLIPS**

Jimmy Phillips is one of Auburn's most celebrated All-Americans, making 11 All-America teams in 1957. He averaged 23.8 yards per reception and caught four touchdown passes that year. Phillips led the SEC in receiving in 1956 with 23 receptions for 383 yards and four touchdowns. In 1955, he was named the SEC's Sophomore of the Year and was named national Lineman of the Week for his performance in Auburn's 14-12 victory over Georgia Tech, Auburn's first win over the Yellow Jackets in 15 years. Phillips was later an all-pro receiver for the Los Angeles Rams and Minnesota Vikings and led the NFL in receiving in 1961.



**ZEKE SMITH**

In 1958, Zeke Smith won the Outland Trophy given to the nation's top lineman and was selected as an All-America guard. He was the ringleader of a Tiger defense that held Tennessee to minus-33 yards offense and no first downs. Smith was named All-SEC later that year. Bobby Dodd, then Georgia head coach, called Smith and Kentucky lineman Lou Michaels "the greatest lineman in the SEC in the past 10 years." After leaving Auburn, Smith played professional football for the Baltimore Colts and New York Giants. Since 1977, Auburn has presented the Zeke Smith Award to the team's defensive Player of the Year.



**JACKIE BURKETT**

Though he played college baseball and basketball, Jackie Burkett will be remembered as one of Auburn's greatest centers. Burkett and Zeke Smith combined to give Auburn some of its greatest line play in history. He was named top center and linebacker by SEC coaches in 1958. Selected All-American in 1958 and 1959, Burkett captained the 1959 team and called defensive signals during his three-year varsity career.




**KEN RICE**

Ken Rice was a two-time All-American lineman, making two All-America squads in 1959, then becoming a consensus All-American in 1960. He was voted the SEC's best offensive lineman as a junior and senior, and was named the league's top defensive lineman as a senior. He was also named to the SEC's All-Sophomore team as a tackle despite playing behind All-SEC selection Cleve Wester in 1958. Rice, a first-round draft pick by both the AFL and NFL, was an All-Pro in his rookie year with the Buffalo Bills.




**ED DYAS**

Ed Dyas swept All-America honors in football and scholastics in 1960. He set an NCAA record for most field goals in a season with 13. Auburn won four SEC games in 1960 with Dyas field goals. He was also a standout player at linebacker and fullback and concluded his career as Auburn's sixth all-time leading rusher with 1,298 yards. He finished fourth in the Heisman Trophy balloting in 1960 and was selected captain of the 1960 Scholastic All-America team.



**JIMMY SIDLE**

Jimmy Sidle became the first quarterback to lead the nation in rushing with 1,006 yards in 1963. He also led the SEC in offense with 1,712 yards and completed 53-of-136 passes for 706 yards and five touchdowns. After leading Auburn to a 9-1 season and an Orange Bowl bid, he was selected All-American in 1963. Due to a shoulder injury in the 1964 season opener against Houston, he was forced to move to tailback and saw limited playing time that year.



**TUCKER FREDERICKSON**

Tucker Frederickson was described by Coach Ralph Jordan as "the most complete football player I have seen in the 38 years I have been connected with the game." He was a consensus All-American and was Player of the Year in the South in 1964. An outstanding fullback and defensive back, Frederickson ended his Auburn career with 100-yard games against Georgia and Alabama. He was also a two-time winner of the Jacobs Blocking Trophy. Frederickson finished sixth in the Heisman balloting in 1964 and was the first player picked in the NFL draft by the New York Giants.

# Auburn All-Americans




**JACK THORNTON**

As the leader of Auburn's 1964 defense which was ranked first in the nation, Jack Thornton was a first-team All-SEC defensive tackle. He started at offensive and defensive tackle on the 1963 Orange Bowl team. In 1965, he repeated as All-SEC and was selected All-American by Newspaper Enterprises Association. Thornton also led Auburn in interceptions that year, one of which led to the tying touchdown against Tennessee in a 13-13 deadlock.




**BILL CODY**

After playing as a running back and quarterback, Bill Cody made his mark as a linebacker. In 1963, he was a unanimous selection for the All-SEC sophomore team. He was a first-team All-SEC linebacker and made the All-SEC academic team in 1964 and 1965. He played on two bowl teams for Auburn including the Orange Bowl in 1963 and the Liberty Bowl in 1965.




**FREDDIE HYATT**

Auburn's leading wide receiver for three consecutive seasons, Freddie Hyatt shattered all Auburn receiving records in 1967. That year he caught 34 passes for 553 yards and six touchdowns. In Hyatt's junior year he caught four touchdown passes of over 30 yards, with three accounting for winning touchdowns. He was selected All-American by The Football News in 1967. Following his senior year, he played in the Blue-Gray, Senior Bowl, Coaches' All-America and College All-Star games becoming the first player in Southern football history to have that distinction.




**DAVID CAMPBELL**

A two-time All-SEC defensive tackle, David Campbell was selected a first-team NEA All-American in 1968. Also in that year, Campbell was twice an *Associated Press* Southeastern Lineman of the Week, *Sports Illustrated* Lineman of the Week and was named Most Valuable Lineman in Auburn's 34-10 Sun Bowl victory over Arizona. He will be forever remembered for his spectacular play against Miami that year, leading Auburn to a 31-6 win over the fifth-ranked Hurricanes.




**BUDDY McCLINTON**

Buddy McClinton is Auburn's all-time career interception leader with 18. In 1969, McClinton intercepted nine passes, an Auburn record, and was named to seven All-America teams as a safety. He started every game in his career. McClinton intercepted three passes, returning one for a touchdown and was selected the Most Valuable Player in Auburn's 1968 Sun Bowl win over Arizona.




**LARRY WILLINGHAM**

Another consensus All-America defensive back, Larry Willingham made eight All-America teams in 1970. He intercepted 11 passes in his Auburn career, including seven in 1969. He picked off four passes in 1970 and returned one 52 yards for a touchdown in Auburn's 36-23 upset of Tennessee. His first college punt return was 70 yards. Willingham played professionally for the St. Louis Cardinals of the NFL and Birmingham of the WFL.



**PAT SULLIVAN**


Auburn's first Heisman Trophy winner in 1971, Pat Sullivan changed the face of Auburn football and broke many SEC and NCAA records along the way. He was a two-time All-American in 1970 and 1971. In 1970, he was the NCAA total offense leader with 2856 yards and set an NCAA record for most yards per play with 8.57. Sullivan also tied an NCAA record for most touchdowns responsible with 71. In his career, Sullivan threw 817 passes and completed 454 for 6,284 yards and 53 touchdowns. Former Alabama head coach Paul "Bear" Bryant said of Sullivan, "He does more things to beat you than any quarterback I've ever seen."



**TERRY BEASLEY**

Georgia coach Vince Dooley described Terry Beasley as "a boy wonder" after his performance that riddled the Georgia secondary for 130 yards and two touchdowns in 1971. For his career, Beasley, an All-American in 1970 and 1971, caught 141 passes for 2,507 yards and 29 touchdowns. He led the SEC in scoring with 72 points in 1970. He also led the SEC in receiving that year with 52 receptions for 1,051 yards. As a senior, he caught 55 passes and scored 12 touchdowns. Beasley was named the College Pass Receiver of the Year by the Columbus, Ohio Touchdown Club following his senior season.

# Auburn All-Americans




**MIKE FULLER**

An All-American defensive back in 1974, Mike Fuller was one of Auburn's all-time leading punt returners. He returned 30 punts for 502 yards and three touchdowns in 1974, which ranked him fourth in the nation. Also in 1974, Fuller returned two punts for touchdowns in a 52-6 rout of Chattanooga and returned a punt 52 yards for a touchdown in Auburn's 24-20 win over Mississippi State. During his junior year, 1973, Fuller was second in the nation in punt returns averaging 19.1 yards. After leaving Auburn, he played with San Diego and Cincinnati of the NFL and Birmingham of the WFL.




**KEN BERNICH**

Ken Bernich was a consensus All-American linebacker in 1974. He was a member of the *Associated Press*, Walter Camp and Kodak-Coaches All-America teams. In 1974, he was Auburn's second leading tackler with 94. Bernich led Auburn in tackles as a sophomore and junior and was captain of the 1975 Senior Bowl team.



**NEIL O'DONOGHUE**

Neil O'Donoghue's 57-yard field goal against Tennessee in 1976 still remains tied the record for the longest field goal in Auburn history. In 1975, the soccer player from St. Bernard College transferred to Auburn and played in only the third college football game he had ever seen. In his first collegiate season, O'Donoghue connected on nine-of-10 field goal attempts from inside the 43. He was an excellent long-range kicker and made a 54-yarder against Mississippi State and another for 53 yards against Virginia Tech in 1975. In 1976, he made three attempts of over 50 yards and was named All-American by the *Football News*.




**KEITH UECKER**

A four-year offensive line starter, Keith Uecker started his first three years at offensive tackle then moved to guard his senior year. He won Auburn's Ken Rice Award twice, given to Auburn's Outstanding Offensive Lineman. As co-captain of Pat Dye's first Auburn team, Uecker made the Mizlou All-American team in 1981. He also played in the Blue-Gray and Senior Bowl all-star games. After his tenure at Auburn, Uecker played for the Denver Broncos.




**BOB HARRIS**

Along with Tucker Frederickson, Bob Harris is recognized as the best defensive back in Auburn history. Like Frederickson, Harris' forte was run support. In 1981, he made 118 tackles, third best on the squad. In 1982, he was again Auburn's third leading tackler with 94. His top game came against Alabama in 1982 when he intercepted two passes. Harris' first interception set up a touchdown and the other preserved Auburn's first win over Alabama in 10 years.



**DONNIE HUMPHREY**

Donnie Humphrey was the first five-year letterman in Auburn history. He was an All-SEC performer in 1981 and was Auburn's second leading tackler that year with 121. Touted for All-America honors in 1982, he was injured in Auburn's second game versus Southern Mississippi and was allowed to return for a fifth year. In 1983, Humphrey was a big-play maker on Auburn's SEC and Sugar Bowl championship squad. He was All-SEC and was selected a WTBS All-American in 1983.



**GREGG CARR**


As Auburn's leading tackler for three seasons, Gregg Carr was the SEC's most honored athlete in 1984. As a senior, he was a consensus All-American, National Football Foundation Scholar-Athlete and one of the NCAA's Top Five Student-Athletes. Carr was nominated for the Lombardi Award in 1984. A three-time All-SEC selection and a four-time Academic All-SEC team member, he was Auburn's leading tackler as a sophomore and junior and the second leading tackler as a senior. After his Auburn career, Carr played briefly with the Pittsburgh Steelers.



**BO JACKSON**

Bo Jackson is recognized as one of the greatest players to ever play college football. The winner of the 51st-annual Heisman Trophy as the outstanding college football player in America in 1985, Jackson holds virtually every rushing record in the Auburn book. The two-time All-American and three-time All-SEC selection is the Tigers' all-time leading rusher and scorer and the only Auburn back to ever rush in excess of 4,000 yards in a career. He was only the third back in SEC history to do so. Jackson lettered in football, baseball and track at Auburn. He signed a professional baseball contract with the Kansas City Royals.

# Auburn All-Americans




**LEWIS COLBERT**

Regarded as one of the best punters in Auburn history, Lewis Colbert was a first-team All-America selection by Kodak. He finished his career as Auburn's record holder for career punts and career yardage. In 1985, his senior season, he led the SEC in punting with a 45.8 yard average. Colbert was known for his long punts including a 77-yarder against Southwest Louisiana in 1985. He also punted the ball inside the opponent's five-yard line on six occasions during his senior season. Colbert walked on at Auburn and overcame a club foot in becoming an All-American.




**BEN TAMBURELLO**

A finalist for both the Outland Trophy and Lombardi Award in 1986, Ben Tamburello was a unanimous All-America selection as a senior and made The Football News All-America squad as a junior in 1985. He anchored an offensive line that led the league in rushing with a 312.5 yards per game average. An All-SEC and Academic All-SEC selection as well, Tamburello blocked for Heisman Trophy winner Bo Jackson and All-America tailback Brent Fullwood during his Auburn career. He established himself as one of the outstanding offensive linemen in the country and, perhaps, in Auburn history.



**BRENT FULLWOOD**

A unanimous All-America and All-SEC selection in 1986, Brent Fullwood rushed for 1391 yards on 167 carries and scored ten touchdowns as a senior. His senior-season total was first in the SEC and the second-best single season total in Auburn history. His 8.3 yards per carry average led the nation in 1986 and placed him sixth on the Heisman Trophy ballot. Also during his senior year, Fullwood received the Wally Butts Memorial Award given to the best offensive back in the Southeast. He ended his career with 2,789 yards, fourth on the Auburn all-time rushing list. He went on to a short NFL career with the Green Bay Packers and the Cleveland Browns.




**AUNDRAY BRUCE**

He was the first pick in the 1988 NFL draft, going to the Atlanta Falcons. He was a three-year starter at Auburn making the Walter Camp, Scripps-Howard and Kodak Coaches All-America teams as a senior and All-SEC in 1986 and 1987. Bruce gave what might be Auburn's best defensive performance ever against Georgia Tech in 1987, intercepting three passes, returning one 45 yards for a touchdown, causing a fumble that was recovered in the end zone for another Auburn touchdown, recording three quarterback sacks, recovering one fumble and accounting for an additional nine tackles.




**KURT CRAIN**

Described by Coach Pat Dye as having "linebacker personality," Kurt Crain led Auburn in tackles in 1986 and 1987, making the *Associated Press* All-America team in 1987. Known for his kamikaze style, he led the team in interceptions in 1987 with five. Crain, a transfer from Memphis State, had 324 tackles during his Auburn career, four sacks, seven interceptions and three fumble recoveries. He was a two-time All-SEC selection in 1986 and 1987 and was the team's on-field leader those years as well.




**STACY SEARELS**

Stacy Searels was one of the most versatile offensive linemen in Auburn history. When the Tigers were setting records with Heisman Trophy winner Bo Jackson and All-American Brent Fullwood, Searels was one of Auburn's best run blockers. When Auburn went to a more pass oriented offense in 1987, Searels was one of Auburn's best pass blockers as well. A three-year starter at tackle, he was All-SEC in 1986 and 1987 and an AP and Football News All-American in 1987. Searels was a fourth round pick in the NFL draft, going to San Diego.



**TRACY ROCKER**

As a premier player for the nation's top-ranked defense, Tracy Rocker made history in 1988 when he became the first player from the SEC to win both the Outland Trophy and Lombardi Award. Rocker was a three-time All-SEC player at defensive tackle and a two-time All-American. He had 100 tackles in his Lombardi-Outland season and recorded 354 tackles in his four-year career, 48 of which were behind the line of scrimmage. Rocker led the SEC in tackles by a down lineman as a freshman in 1985. He made All-SEC as a sophomore and junior and made the Football Writers, Walter Camp, Scripps-Howard and Football News All-America teams as a junior.



**WALTER REEVES**


Walter Reeves made *The Sporting News* All-America team in 1988, capping a four-year career that ranks as one of the greatest tight end careers in Auburn history. Reeves consistently graded in the 90s as a blocker and was also a clutch pass receiver. His ability to carry would-be tacklers with him resulted in many crucial first downs for Auburn. Reeves was a second-round NFL draft pick by the Phoenix Cardinals.

# Auburn All-Americans




**BENJI ROLAND**

Benji Roland anchored the Auburn defensive line for four years, 1985-88. His ability to control the middle of the line from his noseguard position was a big factor in Auburn's 1988 SEC Championship run when the Tigers led the nation in total defense, rushing defense and scoring defense. Roland played briefly with the Tampa Bay Buccaneers after leaving Auburn.




**ED KING**

Ed King became the third player in Auburn history to be named an All-American as a sophomore when he was named to the Scripps Howard, Walter Camp and Football News All-America teams in 1989. He was a consensus All-America selection in 1990 and passed up his senior season to enter the 1991 NFL draft. He was a second round draft pick by the Cleveland Browns.



**CRAIG OGLETREE**

As the cornerstone of the Auburn defense, Craig Ogletree led the 1989 SEC champions in sacks with 11 for minus-62 yards. His 113 tackles included 14 behind the line of scrimmage. His big play ability contributed to Auburn's three straight SEC championships from 1987 through 1989. Ogletree was named to *The Sporting News* All-America team in 1989. Ogletree had a brief stint with the Cincinnati Bengals after leaving Auburn.




**DAVID ROCKER**

A Lombardi finalist in 1990, David Rocker joined his brother Tracy in becoming Auburn's All-Americans from the same family. Rocker made the Walter Camp and Kodak Coaches All-America teams in 1990. He was a consensus All-SEC player in 1989 and 1990 and went on to a three-year NFL career with the Los Angeles Rams.




**WAYNE GANDY**

Wayne Gandy anchored the Tigers' 1993 offensive line that paved the way to the program's first 11-0 season. He played 708 of the 800 snaps during the undefeated season. The finalist for the Outland Trophy was selected to the Scripps Howard, Football Writers and *Associated Press* All-America teams. Gandy started 31 consecutive games and was a consensus All-SEC offensive tackle. Equally effective in pass protection and run blocking, Gandy did not allow a sack during the 1993 campaign, grading 80 percent for the season. Gandy was a first-round NFL draft pick by the Los Angeles Rams.




**TERRY DANIEL**

Terry Daniel earned consensus All-America and All-SEC honors as a junior following the best season ever by an Auburn punter. He finished the 1993 season with a 46.9 yards per punt average, ranking him second in the nation. Daniel booted 16 punts of more than 50 yards, three of more than 60 yards as well as a career-long punt of 71 yards. Daniel was more than just a distance punter. He landed 11 punts inside opponents' 20-yard line, including a 49-yard effort against Alabama that was downed at the 6-yard line and led to an Auburn safety.



**BRIAN ROBINSON**


With eight interceptions his junior year, Brian Robinson led the SEC and placed second in the nation. He is Auburn's career record holder with three interception returns for touchdowns. Robinson was a consensus first-team All-American and ended his career with 13 interceptions. He will always be remembered for his performance in the 1994 Florida game where he intercepted three passes, one of which set up the game-winning drive in Auburn's 36-33 win over the top-ranked Gators.



**FRANK SANDERS**


After leading the SEC in receiving yards per game and breaking Auburn's single-season record for receptions, Frank Sanders was named first-team All-America by *Associated Press*, the Football Writers of America and Scripps Howard. He caught 58 passes for 910 yards and seven touchdowns during his senior year. A consensus All-SEC selection, Sanders finished his Auburn career second in total receptions with 121, receiving yardage with 1,998 and receiving touchdowns with 15. He was a second-round draft pick by the Arizona Cardinals.

# Auburn All-Americans




## CHRIS SHELLING

Chris Shelling was a first-team All-America selection by Football Writers and Scripps Howard in 1994. He started at both corner and safety during his four-year career. Shelling was one of three finalists for the Thorpe Award given to the top defensive back in the nation. His senior year, he led Auburn defensive backs with 96 tackles and was second on the team with 61 solo stops. He recorded two sacks that year and made three interceptions and gained 65 yards in interception returns. His performance in the 1994 LSU game with 18 tackles and a fumble recovery for a touchdown earned him SEC Player of the Week honors.




## VICTOR RILEY

Prior to his senior season, Victor Riley was rated by *The Sporting News* as one of the top six offensive tackles in the nation and was a pre-season All-SEC selection. His senior year, he was chosen as a first-team Coaches' All-American and was a consensus All-SEC pick. Riley started 34 games at either tackle or guard, including eight as a true freshman. He led the team with 13 pancake blocks.




## TAKEO SPIKES

In 1997, Takeo Spikes led the Tigers with 136 tackles. He recorded 79 tackles in his last six games and was a Butkus semi-finalist two-straight years. Rated by *The Sporting News* as one of the top four inside linebackers in the nation, Spikes tied his career-high with 18 tackles against Florida, 14 solo. Also in his junior season, Spikes had two interceptions and returned one for a touchdown. In 1996, Spikes received the Zeke Smith Award as Auburn's Defensive Player of the Year and the Mike Kolen Award as Auburn's leading tackler. Spikes passed up to enter the 1998 NFL draft, after being named as a first-team All-American by *The Sporting News*.




## DAMON DUVAL

In 2001, Damon Duval was named to the Walter Camp and American Football Coaches' Association All-America teams as a kicker after connecting on 16-of-26 field goals during his junior season. Duval kicked three game-winning field goals for the Tigers in 2001, including a 44-yarder with 10 seconds left in driving rain to help Auburn upset top-ranked Florida, 23-20, on Oct. 13. A finalist for the Lou Groza Award, Duval was also named to the Coaches' All-SEC team at both kicker and punter, becoming the first player to ever be named to the team at two different positions.



## KARLOS DANSBY

Karlos Dansby was named an All-American by the American Football Coaches Association after leading the Auburn defense to a number five national ranking in total defense in 2003. As a senior, Dansby collected a team-leading 84 tackles including 14 tackles for loss. He also forced four fumbles and broke up six passes. A semifinalist for the Butkus Award, Dansby was a two-time All-SEC selection. He also named the Atlanta Touchdown Club Defensive Back of the Year. In 2001, he was invited to the ESPY Awards for an acrobatic interception and ensuing pass he made in the Chick-fil-A Peach Bowl.




## CARLOS ROGERS

The 2004 Auburn perfect season was led by cornerback Carlos Rogers, who helped the Tigers lead the country in scoring defense. A consensus All-American, Rogers won the Jim Thorpe Award, presented annually to the nation's best defensive back. A finalist for the Bronko Nagurski Award, Rogers tallied 47 stops with two interceptions. A native of Augusta, Ga., Rogers was named All-American by the Associated Press, Football Writers Association of America and Walter Camp. Rogers was the highest Auburn defensive back ever drafted when the Washington Redskins selected him ninth overall in the 2005 NFL Draft.



## JUNIOR ROSEGREEN

Junior Rosegreen was a Sportsline.com and SI.com All-American in 2004. Rosegreen was a All-SEC First-Team member after recording 57 tackles with a league-leading six interceptions. Against Tennessee in 2004, Rosegreen tied a Southeastern Conference record and set a school mark with four interceptions against the Volunteers. A four-year starter at Auburn, Rosegreen notched 196 stops with nine interceptions in 51 starts. His 51 career games tied a school mark for most games in a career.



## CARNELL WILLIAMS

In 2004, Carnell "Cadillac" Williams was named to the American Football Coaches Association All-America team after rushing for 1,165 yards and 12 TDs. As a senior, Williams was an All-SEC first-team member and was the SEC Special Teams Player of the Year while leading Auburn to a 13-0 record. A two-time first-team All-SEC pick, Williams finished as the school's all-time leader in rushing attempts (741), rushing touchdowns (45) and scoring (276) and ended second all-time in career rushing yards (3,831) and all-purpose yards (5,084). A 2001 freshman All-American, Williams was selected fifth overall by the Tampa Bay Buccaneers in the 2005 NFL Draft.

# Auburn All-Americans



## MARCUS McNEILL

Offensive tackle Marcus McNeill was a two-time All-American for the Tigers and the first AU player since Ed King (1989-90) to be All-American in back-to-back years. He was named a Sportsline.com All-American in 2004, becoming Auburn's first offensive lineman to earn All-America honors since 1997, and was a consensus All-American as a senior in 2005. McNeill was a coaches and *Associated Press* All-SEC First-Team member as both a junior and senior, and received the Jacobs Trophy as the SEC's top blocker following his senior campaign, when he was also one of three finalists for the Outland Trophy.




## BEN GRUBBS

A model of consistency on the Auburn offensive line, Ben Grubbs started 38 consecutive games over three seasons at the guard spot and helped pave the way for 26 100-yard rushing performances in that span. He was named a first-team All-American in 2006 by ESPN.com, Rivals.com and *Pro Football Weekly* in addition to garnering second-team honors from the *Associated Press*. He was twice named SEC Lineman of the Week during the 2006 campaign and was the first guard selected in the 2007 NFL Draft, going to the Baltimore Ravens with the 29th pick in the first round.



## NICK FAIRLEY

Nick Fairley was a consensus All-American following his 2010 campaign. He was the anchor to Auburn's defense on a team that won the 2010 SEC Championship and BCS National Championship. The Tiger defense held opponents to just 109.1 yards per game. He totaled 60 tackles with 24.0 tackles for loss and a school-record 11.5 sacks. He was named the Lombardi Award winner and the AP SEC Defensive Player of the Year. He was also a Nagurski Award and Bednarik Award Finalist and All-SEC First Team member. He was the 13th overall pick in the 2011 NFL Draft to the Detroit Lions.



## CAM NEWTON

In 2010, Cam Newton had perhaps the best single-season in school history. He was a consensus All-American after throwing for 2,854 yards and 30 TDs while rushing for 1,473 yards and 20 scores. He was awarded the Heisman trophy, the Davey O'Brien Award, Maxwell Award, Manning Award and the Walter Camp National Player of the Year Award. He was also named the SEC Offensive Player of the Year and First Team All-SEC. He led Auburn to a 14-0 record and the 2010 SEC Championship and BCS National Championship. He was the No. 1 overall pick of the Carolina Panthers in the 2011 NFL Draft.



## LEE ZIEMBA

Lee Ziemba was named a Walter Camp, AFCA, FWA and SI.com first-team All-American in 2010 and won the SEC's Jacobs Blocking Trophy pre-settled to the conference's top blocker. He started every game of his career setting an Auburn record for consecutive starts with 52. Ziemba was part of an Auburn offense that became the first AU team to ever rush for 300 yards or more in six straight SEC games. Ziemba was selected by the Carolina Panthers in the 2011 NFL Draft.



## STEVEN CLARK

Punter Steven Clark was named a *Pro Football Weekly* first-team All-American in 2011 during his sophomore campaign. Clark was Auburn's first Ray Guy Award finalist and was a All-SEC first team member after averaging 40.8 yards per punt with 33 punts inside the 20 and 13 punts of 50 yards or longer. His 33 punts inside the 20 led the SEC and were third nationally. He also dropped nine punts inside the 10 yard line.



## CHRIS DAVIS

Chris Davis received 2013 All-America honors as a return man from the Sporting News and CBS Sports.com. His 100+-yard return of a missed field goal with just a second remaining to defeat Alabama 34-28 was the play of the year in college football, propelling Auburn into the SEC title game and an eventual BCS championship berth. Davis ranked third nationally in punt return average at 18.7 yards per return, and scored a touchdown on an 85-yard punt return at Tennessee.



## TRE MASON

Tre Mason was a first-team All-America selection by the Sporting News in 2013, when he led the SEC in rushing at 129.7 yards per game. The SEC Offensive Player of the Year and the MVP of the SEC Championship, he rushed for a record 304 yards and four scores vs. Missouri in the title game. A Heisman Trophy finalist, Mason set an Auburn single-season rushing record of 1,816 yards, scoring an SEC record 23 rushing touchdowns in 2013. His 2,374 all-purpose yards were an Auburn single-season record.



# Auburn All-Americans

---



## REESE DISMUKES

Reese Dismukes was a consensus All-American on the offensive line in 2014. He was Auburn's first-ever winner of the prestigious Rimington Award given to the nation's top center. He was a four-year starter at center for the Tigers and a two-time first team All-SEC selection. In 2013 and 2014, Dismukes led the way as the Auburn offensive line created space for the SEC's top rushing attack both seasons. A native of Spanish Fort, Ala., he started 50 games in his four-year career and led Auburn to the 2013 SEC Championship and 2013 BCS Title game.

# Honor Roll

## ALL-AMERICANS (74)

1932: Jimmy Hitchcock, HB  
1937: Walter Gilbert, C  
1942: Monk Gafford, HB  
1944: Tex Warrington, C  
1949: Travis Tidwell, QB  
1954: Jim Pyburn, E  
1955: Frank D'Agostino, T  
Joe Childress, FB  
Fob James, HB  
1957: Jimmy Phillips, E  
1958: Jackie Burkett, C  
Zeke Smith, G  
1959: Ken Rice, T  
Zeke Smith, G  
1960: Ed Dyas, FB  
Ken Rice, T  
1963: Jimmy Sidle, QB  
1964: Tucker Frederickson, FB  
1965: Bill Cody, LB  
Jack Thornton, T  
1967: Freddie Hyatt, E  
1968: Dave Campbell, T  
1969: Buddy McClinton, S  
1970: Terry Beasley, QB  
Pat Sullivan, QB  
Larry Willingham, DB  
1971: Terry Beasley, WR  
Pat Sullivan, QB  
1974: Ken Bernich, LB  
Mike Fuller, S  
1976: Neil O'Donoghue, PK  
1981: Keith Uecker, OT  
1982: Bob Harris, DB  
1983: Donnie Humphrey, DL  
Bo Jackson, RB  
1984: Gregg Carr, LB  
1985: Lewis Colbert, P  
Bo Jackson, RB  
Ben Tamburello, C  
1986: Brent Fullwood, RB  
Ben Tamburello, C  
1987: Aundray Bruce, OLB  
Kurt Crain, LB  
Tracy Rocker, DT  
Stacy Searels, OT  
1988: Walter Reeves, TE  
Tracy Rocker, DT  
Benji Roland, NG  
1989: Craig Ogletree, LB  
Ed King, OG  
1990: Ed King, OG  
David Rocker, DL  
1993: Terry Daniel, P  
Wayne Gandy, OT  
1994: Chris Shelling, DB  
Brian Robinson, DB  
Frank Sanders, WR  
1997: Victor Riley, OL  
Takeo Spikes, LB  
2001: Damon Duval, K  
2003: Karlos Dansby, LB  
2004: Marcus McNeill, OT  
Carlos Rogers, DB  
Junior Rosegreen, DB  
Carnell Williams, RB  
2005: Marcus McNeill, OT

2006: Ben Grubbs, OG  
2010: Nick Fairley, DT  
Cam Newton, QB  
Lee Ziemba, OL  
2011: Steven Clark, P  
2013: Chris Davis, KR  
Tre Mason, RB  
2014: Reese Dismukes, C

## NATIONAL FB FOUNDATION HALL OF FAME

Terry Beasley, WR  
Mike Donahue, Coach  
Ed Dyas, FB/K  
Pat Dye, Coach  
Tucker Frederickson, HB  
Walter Gilbert, C  
John W. Heisman, Coach  
Jimmy Hitchcock, HB  
Bo Jackson, RB  
Ralph "Shug" Jordan, Coach  
Tracy Rocker, DT  
Pat Sullivan, QB

## HEISMAN TROPHY

1971: Pat Sullivan, QB  
1985: Bo Jackson, RB  
2010: Cam Newton, QB

## AUBURN HEISMAN TROPHY FINISHES

1957:	Jim Philips, E	6th
1960:	Ed Dyas, FB	4th
1963:	Jimmy Sidle, QB	7th
1964:	Tucker Frederickson, FB	6th
1970:	Pat Sullivan, QB	6th
1971:	Pat Sullivan, QB	1st
1985:	Bo Jackson, RB	1st
1986:	Brent Fullwood, RB	6th
2000:	Rudi Johnson, RB	10th
2004:	Jason Campbell, QB	7th
2010:	Cam Newton, QB	1st
2013:	Tre Mason, RB	6th

## DAVEY O'BRIEN AWARD

2010: Cam Newton, QB

## LOMBARDI AWARD

1988: Tracy Rocker, DT  
2010: Nick Fairley, DT

## MANNING AWARD

2010: Cam Newton, QB

## MAXWELL AWARD

2010: Cam Newton, QB

## OUTLAND TROPHY

1958: Zeke Smith, G  
1988: Tracy Rocker, DT

## RIMINGTON TROPHY

2014: Reese Dismukes, C

## THORPE AWARD

2004: Carlos Rogers, CB

## WALTER CAMP AWARD

1971: Pat Sullivan, QB  
1985: Bo Jackson, RB  
2010: Cam Newton, QB

## AP NATIONAL PLAYER OF THE YEAR

2010: Cam Newton, QB

## ACADEMIC ALL-AMERICANS

1957: Jimmy "Red" Phillips, E  
1959: Jackie Burkett, C  
1960: Ed Dyas, FB/K  
1965: Bill Cody, LB  
1969: Buddy McClinton, S  
1971: Pat Sullivan, QB  
1974: Bobby Davis, LB  
1975: Chuck Fletcher, OT  
1976: Chris Vacarella, FL  
1980: Jim Skuthan, OG  
1984: Gregg Carr, LB  
1994: Matt Hawkins, PK  
1995: Matt Hawkins, PK/P  
2003: Dontarrious Thomas, LB  
2006: Kody Bliss, P  
2013: Steven Clark, P (2nd)

## NATIONAL FB FOUNDATION SCHOLAR-ATHLETE AWARDS

1960: Ed Dyas, FB  
1965: John Cochran, LB  
1985: Gregg Carr, LB  
2003: Dontarrious Thomas, LB

## NATIONAL FB FOUNDATION HAMPSHIRE HONOR SOCIETY

2007: Kody Bliss, Karibi Dede, Will Herring  
2008: Cole Bennett, Josh Thompson  
2010: John Cubelic  
2011: Ryan Pugh  
2012: Barrett Trotter  
2013: Ashton Richardson  
2014: Steven Clark  
2015: Patrick Young  
2016: Duncan McKinney, Tucker Tuberville, Jonathan Wallace

## SEC COACH OF THE YEAR

1935: Jack Meagher  
1953: Ralph "Shug" Jordan  
1963: Ralph "Shug" Jordan  
1972: Ralph "Shug" Jordan  
1983: Pat Dye  
1987: Pat Dye  
1988: Pat Dye  
1993: Terry Bowden  
2004: Tommy Tuberville  
2010: Gene Chizik (AP)  
2013: Gus Malzahn

## NATIONAL COACH OF THE YEAR

2004: Tommy Tuberville  
2010: Gene Chizik  
2013: Gus Malzahn

## BROYLES AWARD

2004: Gene Chizik  
2010: Gus Malzahn

# Honor Roll

## SEC MOST VALUABLE PLAYER

- 1936: Walter Gilbert, C  
1949: Travis Tidwell, QB  
1963: Jimmy Sidle, QB  
1964: Tucker Frederickson, FB  
1970: Pat Sullivan, QB  
1971: Pat Sullivan, QB  
1979: Joe Cribbs, RB  
1985: Bo Jackson, TB  
1988: Tracy Rucker, DT  
2000: Rudi Johnson, TB  
2004: Jason Campbell, QB (Offense)  
Carnell Williams, RB (Special Teams)  
2006: John Vaughn, PK (Special Teams)  
2010: Cam Newton, QB (Offense)  
Nick Fairley, DT (Defense)  
2013: Tre Mason, RB (Offense)

## SEC SCHOLAR-ATHLETE OF THE YEAR

- 2003: Dontarrius Thomas, LB

## BIRMINGHAM QB CLUB SEC MVPS

- 1942: Monk Gafford (Back)  
1949: Travis Tidwell (Back)  
1954: Joe Childress (Back)  
1957: Jimmy Phillips (Lineman)  
1958: Zeke Smith (Lineman)  
1960: Ed Dyas (Back)  
1963: Jimmy Sidle (Back)  
1964: Tucker Frederickson (Back)  
1969: Mike Kolen (Lineman)  
1970: Pat Sullivan (Back)  
1971: Terry Beasley (Lineman)  
Pat Sullivan (Back)  
1974: Mike Fuller (Back)  
1978: Joe Cribbs (Back)  
1979: Joe Cribbs (Back)  
1984: Gregg Carr (Lineman)  
1985: Bo Jackson (Back)  
1986: Brent Fullwood (Back)  
1988: Tracy Rucker (Lineman)  
1989: Reggie Slack (Back)  
1993: Stan White (Back)  
2004: Jason Campbell (Back)

## ATLANTA TD CLUB AWARDS

### *SEC Back of the Year*

- 1949: Travis Tidwell, QB  
1954: Bobby Freeman, QB  
1955: Fob James, HB  
1964: Tucker Frederickson, FB  
1970: Pat Sullivan, QB  
1972: Terry Henley, TB  
1979: Joe Cribbs, RB  
1983: Bo Jackson, RB  
1985: Bo Jackson, RB  
1986: Brent Fullwood, RB  
2000: Rudi Johnson, RB  
2002: Ronnie Brown, RB  
2010: Cam Newton, QB

### *SEC Lineman of the Year*

- 1958: Zeke Smith, G  
1984: Gregg Carr, LB  
1986: Ben Tamburello, C  
1987: Stacy Searels, OT  
1988: Tracy Rucker, DT  
1993: Wayne Gandy, OT

### *SEC Defensive Back of the Year*

- 1994: Brian Robinson, FS  
2003: Karlos Dansby, LB  
2004: Carlos Rogers, DB

### *Special Teams Player of the Year*

- 2006: John Vaughn, PK

## JACOBS AWARD

### *SEC Blocker of the Year*

- 1940: Lloyd Cheatham, G  
1963: Tucker Frederickson, FB  
1964: Tucker Frederickson, FB  
2001: Kendall Simmons, OT  
2005: Marcus McNeill, OT  
2010: Lee Ziemba, OT

## ASWA AMATEUR ATHLETE OF THE YEAR

- 1976: Harvey Glance (Track)  
1979: Joe Cribbs (Football)  
1980: Rowdy Gaines (Swimming)  
1982: Randy Campbell (Football)  
1985: Rowdy Gaines (Swimming)  
1986: Bo Jackson (Football)  
2001: Gabe Gross (Baseball)  
2004: Jason Campbell (Football)  
2010: Cam Newton (Football)

## ASWA PROFESSIONAL ATHLETE OF THE YEAR

- 1980: William Andrews (Football)  
1987: Charles Barkley (Basketball)  
1989: Bo Jackson (Football/Baseball)  
1991: Frank Thomas (Baseball)  
1993: Frank Thomas (Baseball)  
1994: Frank Thomas (Baseball)  
1997: Kevin Greene (Football)  
2001: Tim Hudson (Baseball)  
2011: Cam Newton (Football)

## ALL-SOUTHERN CONFERENCE

(1902-32)

- 1902: James Elmer, G  
1904: Humphrey Foy, FB  
1905: Frank Jones, T  
1908: John Davis, T, Walker, Reynolds, E,  
L. Hardage, HB  
1909: T.C. Locke, G, Harry Esslinger, T  
1910: E.L. Caton, C, Bradley Streit, FB  
1911: J.E. Davis, FB  
1912: J.H. Thigpen, G, M.E. Meadows, T  
1913: Frank Lockwood, G, Henry Robinson, E,  
Kirk Newell, QB, F.U. Harris, FB  
1914: J.E. Pitts, C, G.E. Taylor, T,  
J.H. Thigpen, G, Richard Kearley, E

- 1915: G.E. Taylor, T, George Steed, G  
1916: R.J. Ducote, E  
1917: Pete Bonner, G, R.J. Ducote, FB  
1919: Pete Bonner, T  
1920: C.C. Warren, G, Noah Caton, C  
1921: Noah Caton, C  
1922: John Shirey, HB  
1923: J.D. Lawrence, C  
1932: David Arial, E, Jimmy Hitchcock, HB

## ALL-SOUTHEASTERN CONFERENCE

(AP, UPI, Media and Coaches Polls)  
(First Team Only)

- 1933: Ripper Williams, QB, Gump Arial, E  
1934: Bennie Fenton, E  
1935: Haygood Paterson, T, Walter Gilbert, C  
1936: Walter Gilbert, C, Joel Eaves, E  
1937: Ralph Sivell, G  
1938: Torrance Russell, T  
1940: Dick McGowen, LH  
1942: Monk Gafford, LH  
1944: Tex Warrington, C  
1949: Travis Tidwell, QB  
1953: Frank D'Agostino, T, Jim Pyburn, E  
1954: Jim Pyburn, E, Joe Childress, FB  
1955: Joe Childress, FB, Frank D'Agostino, T  
Fob James, LH, Jimmy Phillips, E  
1957: Jimmy Phillips, E, Jerry Wilson, E  
1958: Jerry Wilson, E, Zeke Smith, G  
Jackie Burkett, C, Cleve Wester, T  
1959: Zeke Smith, G, Jackie Burkett, C  
Ken Rice, T  
1960: Ken Rice, T, Ed Dyas, FB  
1961: Dave Edwards, E  
1963: Jimmy Sidle, QB  
1964: Tucker Frederickson, FB, Bill Cody, LB  
Jack Thornton, T  
1965: Bill Cody, LB, Jack Thornton, T  
1966: Gusty Yearout, G, Tommy Lunceford, S  
1967: Gusty Yearout, LB  
1968: Tim Christian, SE, Mike Kolen, LB  
Buddy McClinton, S, David Campbell, DT,  
John Riley, PK, Loran Carter, QB, Tom  
Banks, C  
1969: Tom Banks, C, Mike Kolen, LB  
Buddy McClinton, S, John Riley, PK  
1970: Pat Sullivan, QB, Terry Beasley, SE,  
Gardner Jett, SP, Larry Willingham, DB,  
Bobby Strickland, LB  
1971: Dick Schmalz, WB, Tommy Yearout, DT,  
Bob Brown, DE, David Beverly, P, Terry  
Beasley, SE, Pat Sullivan, QB  
1972: Dave Beck, DB, Terry Henley, TB  
Mac Lorendo, OT, Danny Sanspree, DE  
Benny Sivley, DT  
1973: Benny Sivley, DT, Steve Taylor, C  
Mike Fuller, DB, David Langner, DB  
1974: Rusty Deen, DE, Ken Bernich, LB  
Mike Fuller, S, Lee Gross, C  
1975: Chuck Fletcher, OT, Rick Telhiard, DT  
Clyde Baumgartner, SP  
1977: Lynn Johnson, OG, James McKinney, DB,  
Jorge Portela, SP, Freddie Smith, LB  
1978: James McKinney, DB, Joe Cribbs, RB, Mike  
Burrow, OT, Frank Warren, DT  
1979: James Brooks, RB, Joe Cribbs, RB, Freddie

# Honor Roll

Smith, LB, George Stephenson, OT, Frank Warren, DT

**1980:** James Brooks, RB, Frank Warren, DT  
George Stephenson, OT

**1981:** Danny Skutack, LB, Keith Uecker, OT

**1982:** Dowe Aughtman, NG, Bob Harris, SS  
Bo Jackson, HB, David Jordan, OB  
Doug Smith, DT

**1983:** Dowe Aughtman, NG, Pat Arrington, OT,  
Gregg Carr, LB, Donnie Humphrey, DT,  
David King, CB, Bo Jackson, HB  
David Jordan, OG, Doug Smith, DT

**1984:** Gregg Carr, LB, David King, CB  
Jeff Lott, OG, Gerald Robinson, DE  
Ben Thomas, DT

**1985:** Lewis Colbert, P, Harold Hallman, NG,  
Bo Jackson, TB, Tom Powell, FS  
Ben Tamburello, C, Steve Wallace, OT  
Gerald Williams, DT

**1986:** Aundray Bruce, OLB, Kurt Crain, ILB  
Brent Fullwood, TB, Tracy Rocker, DT  
Stacy Searels, OT, Ben Tamburello, C

**1987:** Aundray Bruce, OLB, Jeff Burger, QB  
Kurt Crain, ILB, Win Lyle, PK  
Kevin Porter, CB, Walter Reeves, TE  
Tracy Rocker, DT, Stacy Searels, OT  
Brian Shulman, P, Lawyer Tillman, WR

**1988:** Carlo Cheattom, CB, Stacy Danley, TB  
Rodney Garner, OG, Walter Reeves, TE,  
Quentin Riggins, LB, Tracy Rocker, DT,  
Benji Roland, NG, Brian Shulman, P,  
Reggie Slack, QB, Greg Staples, S, Ron  
Stallworth, DT, Jim Thompson, OT

**1989:** Ed King, OG, John Hudson, C, Craig  
Ogletree, OLB, Quentin Riggins, ILB  
David Rocker, DT, John Wiley, DB

**1990:** Corey Barlow, DB, Ed King, OG  
David Rocker, DT, Rob Selby, OT  
John Wiley, DB

**1991:** Corey Barlow, DB, Eddie Blake, OG,  
Darrel Crawford, LB, Victor Hall, TE,  
Bob Meeks, C

**1992:** James Bostic, TB, Scott Etheridge, Kicker,  
James Willis, LB

**1993:** James Bostic, TB, Terry Daniel, P,  
Wayne Gandy, OT, Calvin Jackson, CB,  
Chris Shelling, CB, Anthony Redmon, OT,  
Shannon Roubique, C

**1994:** Willie Anderson, OT, Terry Daniel, P,  
Stephen Davis, RB, Mike Pelton, DT, Brian  
Robinson, DB, Shannon Roubique, C,  
Frank Sanders, WR

**1995:** Willie Anderson, OT, Stephen Davis, RB,  
Andy Fuller, TE, Shannon Roubique, C,  
Matt Hawkins, PK  
Marcellus Mostella, OLB

**1996:** Jaret Holmes, PK, Victor Riley, OT  
Takeo Spikes, LB

**1997:** Jimmy Brumbaugh, DE, Jaret  
Holmes, PK, Victor Riley, OT,  
Takeo Spikes, LB

**1998:** Leonardo Carson, DE

**1999:** Larry Casher, CB

**2000:** Rodney Crayton, CB, Damon Duval, P  
Rudi Johnson, TB, Ben Leard, QB  
Kendall Simmons, OT

**2001:** Kendall Simmons, OT, Damon Duval, K/P

**2002:** Ben Nowland, C, Karlos Dansby, LB;  
Travaris Robinson, S

**2003:** Monreko Crittenden, OG, Karlos Dansby,  
LB, DeMarco McNeil, NG, Dontarrious  
Thomas, LB, Carnell Williams, RB

**2004:** Ronnie Brown, RB, Jason Campbell,  
QB, TJ Jackson, NG, Stanley McClover,  
DE, Marcus McNeill, OT, Carlos  
Rogers, CB, Junior Rosegreen, S, Carnell  
Williams, RB, Travis Williams, LB

**2005:** Kody Bliss, P, Kenny Irons, RB, Marcus  
McNeill, OT

**2006:** Tim Duckworth, OG, Kenny Irons, RB,  
Quentin Groves, DE, John Vaughn PK

**2007:** Quentin Groves, DE, Pat Sims, DT

**2008:** Antonio Coleman, DE

**2009:** Antonio Coleman, DE

**2010:** Nick Fairley, DT, Cam Newton, QB,  
Ryan Pugh, C, Lee Ziemba, OT

**2011:** Steven Clark, P; Michael Dyer, RB;  
Corey Lemonier, DE

**2013:** Tre Mason, RB; Dee Ford, DE; Reese  
Dismukes, C; Greg Robinson, OT

**2014:** Reese Dismukes, C; Cameron  
Artis-Payne, RB

**2015:** Daniel Carlson, PK

## SEC ALL-FRESHMAN

**1986:** John Hudson, OL, James Joseph, RB

**1988:** Anthony Judge, LB, Ed King, OL, Henry  
Love, RB, Shayne Wasden, WR

**1989:** Darrell Williams, RB

**1990:** Anthony Redmon, OL, Stan White, QB  
James Willis, LB

**1991:** Thomas Bailey, KR, Joe Frazier, RB  
Fred Smith, DB

**1992:** Anthony Harris, ILB

**1993:** Willie Anderson, OL

**1994:** Ken Alvis, DB, Victor Riley, OL

**1995:** Robert Baker, KR, Jimmy Brumbaugh,  
DL, Martavius Houston, DB, Takeo  
Spikes, LB

**1996:** Jeno James, OL, Brad Ware, DB

**1997:** Larry Casher, DB, Rob Pate, DB

**1998:** James Callier, LB

**1999:** Ronney Daniels, WR, Damon Duval, P

**2000:** Roshard Gilyard, Whip, Robert  
Johnson, TE, DeMarco McNeil, DT,  
Dontarrious Thomas, LB

**2001:** Ronnie Brown, RB, Carlos Rogers, CB,  
Carnell Williams, RB

**2002:** Marcus McNeill, OT, Cooper Wallace, TE

**2003:** Will Herring, S, Courtney Taylor, WR

**2004:** Quentin Groves, DE, Stanley McClover, DE

**2006:** Sen'Derrick Marks, DT, Jerraud Powers, DB  
Aairon Savage, DB

**2007:** Antoine Carter, DE, Zac Etheridge, DB,  
Ryan Pugh, OL, Chaz Ramsey, OL, Ryan  
Shoemaker, P, Lee Ziemba, OL

**2008:** Spencer Pybus, LB, Neiko Thorpe, DB

**2009:** Daren Bates, DB

**2010:** Michael Dyer, RB, Corey Lemonier, DL

**2011:** Reese Dismukes, C

**2013:** Alex Kozan, OG

**2014:** Braden Smith, OL

**2015:** Carlton Davis, DB

## SEC FRESHMAN OF THE YEAR

**1990:** James Willis (Defensive)

**1995:** Martavius Houston (Co-Defensive)

**1999:** Ronney Daniels

## SEC PLAYER OF THE WEEK

### OFFENSE

**1985:** Bo Jackson (9/6), Bo Jackson (10/4),  
Bo Jackson (10/18), Bo Jackson (11/16)

**1986:** Brent Fullwood (9/27), Brent Fullwood  
(10/11), Brent Fullwood (10/25), Brent  
Fullwood (11/29)

**1987:** Jeff Burger (10/10), Jeff Burger (11/14),  
Stacy Danley (11/28)

**1988:** Reggie Slack (11/12)

**1989:** Alexander Wright (9/9), Alexander Wright  
(12/2)

**1990:** James Joseph (9/15), Stan White (9/29)

**1993:** James Bostic (9/4), Stan White (9/18),  
Stan White (10/16), James Bostic (11/13)

**1994:** Patrick Nix (10/8), Patrick Nix (10/15),  
Stephen Davis (10/29)

**1997:** Dameyune Craig (9/22)

**1999:** Ben Leard (11/15)

**2000:** Rudi Johnson (9/2)

**2001:** Carnell Williams (11/10)

**2002:** Carnell Williams (9/16), Carnell Williams  
(9/30), Ronnie Brown (11/4)

**2003:** Carnell Williams (10/6), Carnell Williams  
(10/13), Carnell Williams (10/20), Carnell  
Williams (11/24)

**2004:** Carnell Williams (9/13), Jason Campbell  
(9/20), Jason Campbell (10/18)

**2005:** Kenny Irons (10/15), Kenny Irons (11/12)

**2006:** Kenny Irons (9/4)

**2010:** Cam Newton (9/2), Cam Newton (9/25),  
Cam Newton (10/16), Cam Newton (10/23)  
Cam Newton (11/13), Cam Newton (11/26)

**2011:** Michael Dyer (10/31)

**2013:** Nick Marshall (10/19), Tre Mason (11/2),  
Nick Marshall (11/9), Nick Marshall  
(11/30)

### DEFENSE

**1986:** Aundray Bruce (9/27), Kurt Crain (10/18),  
Kurt Crain (11/29)

**1987:** Nate Hill (9/5), Kurt Crain (10/3), Aundray  
Bruce (10/17), Kurt Crain (10/31), Kurt  
Crain (11/28)

**1988:** Tracy Rocker (9/24), Quentin Riggins  
(10/29), Brian Smith (11/12), Ron  
Stallworth (11/26)

**1989:** Lamar Rogers (9/16), Quentin Riggins  
(11/4), John Wiley (11/18)

**1990:** Walter Tate (10/6)

**1991:** Darrell Crawford (9/14)

**1992:** Tim Cromartie (9/26)

**1993:** Chris Shelling (10/9), Brian Robinson  
(10/30), Jason Miska (11/20)

**1994:** Mike Pelton (9/5), Chris Shelling (9/19)

**1995:** Marcellus Mostella (9/2), Marcellus  
Mostella (10/7)

**1996:** Jimmy Brumbaugh (10/12), Takeo Spikes  
(11/2)

**1997:** Takeo Spikes (11/17)

**2000:** Rodney Crayton (10/28)

# Honor Roll

- 2001:** Dontarrious Thomas (10/13), Rashaud Walker (10/13)  
**2002:** Reggie Torbor (9/23), Karlos Dansby (10/28), Travaris Robinson (11/25)  
**2004:** Junior Rosegreen (10/4), Travis Williams (11/1)  
**2005:** Will Herring (9/10), Travis Williams (10/1)  
**2006:** Quentin Groves (10/16)  
**2007:** Jerraud Powers (10/1), Tray Blackmon (10/15)  
**2009:** Craig Stevens (9/21), Walter McFadden (11/2)  
**2010:** Nick Fairley (9/11), Josh Bynes (9/18), Nick Fairley (10/2)  
**2011:** Corey Lemonier (10/17)  
**2013:** Robenson Therezie (8/31)  
**2014:** Joshua Holsey (9/18)

## **OFFENSIVE LINEMAN**

- 2004:** Troy Reddick (9/13), Marcus McNeill (10/25)  
**2005:** Leon Hart (11/5), Joe Cope (11/12)  
**2006:** Ben Grubbs (9/11), Tim Duckworth (10/2), King Dunlap (10/23), Ben Grubbs (11/6)  
**2007:** Tyronne Green (10/8)  
**2008:** Jason Bosley (9/8)  
**2010:** Mike Berry (11/13)  
**2013:** Reese Dismukes (11/16)

## **DEFENSIVE LINEMAN**

- 2004:** Jay Ratliff (11/22)  
**2005:** Marquies Gunn (10/29)  
**2006:** Quentin Groves (11/20)  
**2007:** Quentin Groves (9/3), Antonio Coleman (10/29), Josh Thompson (11/26)  
**2008:** Antonio Coleman (9/29)  
**2009:** Antonio Coleman (9/14), Antonio Coleman (11/2)  
**2010:** Mike Blanc (9/25), Nick Fairley (10/16), Nick Fairley (10/23), Nick Fairley (11/26)

## **SPECIAL TEAMS**

- 2004:** Kody Bliss (11/1), Carnell Williams (11/15)  
**2006:** Kody Bliss (9/18), Matt Clark (9/25)  
**2007:** Patrick Tatum (9/24), Wes Byrum (10/1)  
**2008:** Tristan Davis (11/10)  
**2009:** Wes Byrum (9/7), Demond Washington (11/16)  
**2010:** Wes Byrum (10/9), Demond Washington (10/30)  
**2011:** Steven Clark (10/3), Steven Clark (10/17)  
**2012:** Cody Parkey (9/15)  
**2013:** Chris Davis (11/9), Chris Davis (11/30)  
**2014:** Quan Bray (9/27); Daniel Carlson (10/4)  
**2015:** Daniel Carlson (9/5); Johnathan Ford (10/3)

## **FRESHMAN**

- 2005:** Brad Lester (9/17), Blake Field (9/24), Brad Lester (10/1)  
**2006:** Aairon Savage (10/30)  
**2009:** Onterio McCalebb (9/7), Onterio McCalebb (10/5)  
**2010:** Michael Dyer (10/30)  
**2011:** Tre Mason (9/5)  
**2013:** Carl Lawson (10/5), Jeremy Johnson

- (10/12), Jeremy Johnson (10/26)  
**2014:** Daniel Carlson (8/30)

## **SEC COMMUNITY SERVICE TEAM**

- 1994:** Andy Fuller  
**1995:** Andy Fuller  
**1996:** Jessie McCovery  
**1997:** Charles Dorsey  
**1998:** Charles Dorsey  
**1999:** Haven Fields  
**2000:** Cole Cubelic  
**2001:** James Callier  
**2002:** Damon Dvual  
**2003:** Reggie Torbor  
**2004:** Philip Yost  
**2005:** Will Herring  
**2006:** Karibi Dede  
**2007:** Zach Gilbert  
**2008:** Jerraud Powers  
**2009:** Walter McFadden  
**2010:** Zach Clayton  
**2011:** Dee Ford  
**2012:** Philip Lutzenkirchen  
**2013:** Nosa Eguae  
**2014:** Sammie Coates  
**2015:** Jonathan Wallace

## **SEC MEDIA DAYS PARTICIPANTS**

- 1987:** Stacy Searels, Kevin Porter  
**1988:** N/A  
**1989:** Craig Ogletree, Rob Selby  
**1990:** Ed King, David Rocker  
**1991:** Corey Barlow, Bob Meeks  
**1992:** Fred Baxter, Chris Gray  
**1993:** Stan White (QB), Wayne Gandy (OL)  
**1994:** Frank Sanders (WR), Chris Shelling (DB)  
**1995:** Stephen Davis (RB), Anthony Harris  
**1996:** Willie Gosha (WR), Marcellus Mostella  
**1997:** Dameyune Craig (QB), Takeo Spikes (LB)  
**1998:** Karsten Bailey (WR), Charles Dorsey  
**1999:** Jeno James (OL), Jimmy Brumbaugh (DL)  
**2000:** Ben Leard (QB), Rob Pate (DB)  
**2001:** Kendall Simmons (OL), James Callier (WR)  
**2002:** Lorenzo Diamond (TE), Dontarrious Thomas (LB)  
**2003:** Jason Campbell (QB), Karlos Dansby (LB)  
**2004:** Carnell Williams (RB), Junior Rosegreen (DB)  
**2005:** Marcus McNeill (OL), Travis Williams (LB)  
**2006:** Courtney Taylor (WR), Will Herring (LB)  
**2007:** Brandon Cox (QB), Quentin Groves (DL)  
**2008:** Jason Bosley (OL), Sen'Derrick Marks (DL)  
**2009:** Tommy Trott (TE), Antonio Coleman (DL)  
**2010:** Lee Ziemba (OT), Josh Bynes (LB), Aairon Savage (DB)  
**2011:** Philip Lutzenkirchen (TE), Emory Blake (WR), Nosa Eguae (DE)  
**2012:** Philip Lutzenkirchen (TE); Emory Blake (WR); Corey Lemonier (DE)  
**2013:** Chris Davis (CB); Dee Ford (DE); Jay Prosch (FB)  
**2014:** Reese Dismukes (C); C.J. Uzomah (TE); Gabe Wright (DL)  
**2015:** Jonathan Jones (DB); Jeremy Johnson (QB); Kris Frost (LB)

# Honor Roll

## ACADEMIC ALL-SEC

Year	Player	Pos.	Curriculum	Grade
1954:	Jimmy Long	End	Mechanical Engineering	B+
	Dave Middleton	HB	Pre-Medicine	A
1955:	Bob Scarbrough	G	Engineering	A
	Fob James	HB	Aero Engineering	B
1957:	Joe Childress	HB	Education	B
	Jimmy Phillips	E	Education	B+
1958:	Lloyd Nix	QB	Pre-Dental	B+
	Zeke Smith	G	Education	B
1959:	Lloyd Nix	QB	Pre-Dental	A
	Tommy Lorino	HB	Business Administration	B
1959:	Jackie Burkett	C	Forestry	B
1960:	Ed Dyas	FB	Pre-Medicine	A-
1961:	Wayne Frazier	C	Education	A
1962:	Winky Giddens	T	Business Administration	B
	David Rawson	FB	Pre-Dental	A-
1963:	Billy Edge	HB	Pre-Medicine	B+
1964:	Bill Cody	LB	Education	B+
1965:	John Cochran	MG	Aerospace Engineering	A+
	Bill Cody	LB	Education	B
1966:	Al Griffin	DE	Pre-Law	B
	Charles Collins	DT	Education	B
1967:	Bobby Beaird	DB	Pre-Medicine	A
	Charles Collins	DT	Education	B
1968:	Gusty Yearout	MG	Pre-Law	B
	George Davison	DB	Liberal Arts	A-
1969:	Al Griffin	T	Engineering	B
	John Riley	PK	Business Administration	B
1970:	John Riley	PK	Business Administration	B
	Buddy McClinton	S	Business Administration	B+
<i>(3.0 System)</i>				
1970:	Neal Dettmering	DE	Pre-Law	2.34
	Marell Jerkins	LB	Civil Engineering	2.06
1971:	Pat Sullivan	QB	Business Administration	2.20
	Tommy Lowery	FB	Business Administration	2.10
1972:	Mike Neel	R	English	2.22
	Chris Linderman	RB	Secondary Education	2.02
1973:	Benny Sivley	DT	Secondary Education	2.11
	Mike Neel	R	English	2.35
1974:	Dave Beck	DB	Business	2.00
	Benny Sivley	DT	Secondary Education	2.41
1975:	Bill Luka	LB	Accounting	2.33
	Bobby Davis	LB	Finance	2.76
1976:	Rick Neel	RB	Engineering	3.13
	Bobby Davis	LB	Business	2.39
1977:	Bruce Evans	CB	Education	2.76
	Chuck Fletcher	T	Pre-Medicine	3.00
1978:	Chris Vacarella	WB	Business	2.41
	Rick Neel	CB	Electrical Engineering	2.22
1979:	Dick Hayley	TE	Business	2.37
	Bill Evans	T	Marine Biology	3.00
1980:	Chris Vacarella	WB	Business	2.80
	Dick Hayley	TE	Business	2.81
1981:	Marvin Trott	C	Pre-Optometry	2.43
	Freddie Smith	LB	Education	2.44
1982:	Jeff Gray	DB	Pre-Medicine	2.42
	Dick Hayley	TE	Business	2.25
1983:	Jorge Portela	PK	Electrical Engineering	2.22
	Jeff Gray	DB	Pre-Medicine	2.54
1984:	Brad Everett	T	Business	2.00
	Ken Luke	FS	Business	2.27
1985:	Jorge Portela	PK	Electrical Engineering	2.20
	Gilbert Sellers	LB/C	Pre-Veterinary Medicine	2.36
1986:	Charlie Trotman	QB	Political Science	2.00

## (4.0 System)

1980:	Gilbert Sellers	C	Pre-Veterinary Medicine	3.93
	Ken Luke	DB	Industrial Management	3.39
1981:	Brian Atkins	WR	Building Science	3.01
	Vernon Blackard	DE	Pre-Engineering	3.20
1982:	Mark Dorminey	FS	Building Science	3.61
	Jim Skuthan	G	Political Science	3.54
1983:	Vernon Blackard	DT	Pre-Engineering	3.04
	Alan Bollinger	P	Civil Engineering	3.19
1984:	Gregg Carr	LB	Chemical Engineering	3.08
	Dan Dickerson	DT	Distributive Education	3.06
1985:	Mark Dorminey	FS	Building Science	3.07
	Scott Riley	DE	Building Science	3.13
1986:	Vernon Blackard	DT	Forestry Engineering	3.03
	Gregg Carr	LB	Engineering	3.15
1987:	Mark Dorminey	FS	Building Science	3.02
	Tracy Turner	OT	Pre-Law	3.06
1988:	Gregg Carr	LB	Civil Engineering	3.72
	Ed Graham	RB	Mechanical Engineering	3.35
1989:	Gregg Carr	LB	Civil Engineering	3.47
	Kyle Collins	HB	Public Administration	3.08
1990:	Yann Cowart	C	Architecture	3.00
	Jeff Parks	TE	Speech Communication	3.15
1991:	Ed Graham	HB	Mechanical Engineering	3.48
	Tracy Turner	OL	Political Science	3.65
1992:	Russ Carreker	LB	Animal & Dairy Science	3.37
	Kyle Collins	TB	Public Administration	3.01
1993:	Yann Cowart	OL	Building Science	3.28
	Jeff Parks	TE	Speech Communication	3.48
1994:	Rob Shuler	OL	Finance	3.44
	Jimmie Warren	CB	Rehabilitation Services	3.08
1995:	Russ Carreker	LB	Animal & Dairy Science	3.38
	Yann Cowart	OG	Architecture	3.19
1996:	Gary Kelley	OLB	Adult Education	3.00
	Pat Mote	SN	Industrial Arts	3.05
1997:	Tom Powell	FS	Vocational Education	3.04
	Ben Tamburello	C	Adult Education	3.05
1998:	Win Lyle	PK	Pre-Medicine	3.24
	Hal Clemmer	OLB	Accounting	3.14
1999:	Jimmy Clemmer	S	Economics	3.04
	Win Lyle	PK	Pre-Medicine	3.39
2000:	Greg Staples	S	Criminal Justice	3.08
	Shayne Wasden	WR	Liberal Arts	3.30
2001:	Hal Clemmer	OLB	Finance	3.39
	Win Lyle	PK	Pre-Medicine	3.66
2002:	Pedro Cherry	WR	Pre-Engineering	3.48
	Clay Davis	K	Pre-Medicine	3.31
2003:	Roy Hunter	DB	Social Work	3.08
	Danny Ledbetter	LB	Pre-Business	3.04
2004:	Chad Muilenburg	FB	Building Science	3.11
	Dale Overton	WR	Physical Education	3.03
2005:	Shayne Wasden	WR	Social Science Ed.	3.38
	Chris Jones	SS	Management	3.00
2006:	Chad Muilenburg	FB	Building Science	3.11
	Richard Shea	DT	Management	3.22
2007:	Todd Boland	OL	Marketing	3.14
	Sean Carder	WR	Pre-Vet Medicine	3.23
2008:	Terry Daniel	P	Physical Education	3.12
	Chris Gray	OL	Marketing	3.05
2009:	Richard Hanna	QB	Management	3.00
	Clay Helton	QB	Mechanical Engineering	3.02
2010:	Shawn Malone	TE	Electrical Engineering	3.63
	Todd Boland	OL	Marketing	3.08
2011:	Jimmy Bryan	FB	Mechanical Engineer	3.43
	Sean Carder	WR	Veterinary Medicine	3.36
2012:	John Franklin	OL	Pre-Mech. Engineer	3.02
	Stan White	QB	Radio Television Film	3.04

# Honor Roll

1994:	John Franklin	OL	Engineering	3.34	2002:	Daniel Cobb	QB	Marketing	3.43
	Matt Hawkins	PK	Finance	3.86		Damon Duval	K/P	Health Promotion	3.33
	Patrick Nix	QB	Math/Political Science	3.56		Justin Fetsko	H	Exercise Science	4.00
	J.D. Walker	WR	Health Promotion	3.31		Bret Holliman	S	Biosystems Engineering	3.03
1995:	Toby Anderson	LB	Forestry	3.41	Michael Lindsey	DS	Business Education	3.90	
	John Franklin	TE	Agricultural Engineer	3.15	Ben Nowland	C	Industrial Design	3.70	
	Matt Hawkins	P/PK	Graduate MBA	3.97	Mark Pera	OT	International Business	3.00	
	Bryan Northcutt	PK/H	Applied Math	3.40	Dontarrious Thomas	LB	Management Info. Systems	3.57	
1996:	Jim Roe	OT	Business	3.00	Philip Yost	K	Business Administration	3.30	
	Allan Brown	DB	Political	3.55	2003:	Jason Campbell	QB	Public Administration	3.13
	Jim Roe	OT	Economics	3.00		Karibi Dede	S	Collaborative Teacher Ed	3.41
	Jeremy Zills	P	Forestry Engineering	3.16		Justin Fetsko	WR	Psychology	4.00
Andrew Chambers	PK	Electrical Engineering	3.00	Will Herring		FS	Exercise Science	3.46	
1997:	Dameyune Craig	QB	Adult Ed./Distribution	3.48	Tommy Jackson	NG	Public Administration	3.43	
	Ryan Hooker	QB	Pre-Business	3.23	Ben Obomanu	WR	Finance	3.57	
	David McGill	LB	Agricultural Education	3.29	Jonathan Palmer	OG	Electrical Engineering	3.10	
	Paul Owen	TE	Finance	3.07	Mark Pera	OG	Marketing	3.03	
1998:	John Pass	PK	Aerospace Engineering	3.31	Tre Smith	RB	Accounting	3.00	
	Hicks Poor	WR	Secondary School/Math	3.52	Dontarrious Thomas	LB	Political Science	3.89	
	Anthony VanDeusen	DL	Aerospace Engineering	3.30	Jeremy Wells	DS	Business Administration	3.12	
	Brandon White	WR	Philosophy	3.61	Philip Yost	K	Business Administration	3.07	
1999:	Jeremy Zills	P	Forestry Engineering	3.34	2004:	Cole Bennett	TE	Business Administration	3.57
	Dustin Byrd	WR	Exercise Science	3.14		Kody Bliss	P	Marketing	3.52
	Andrew Chambers	PK	Electrical Engineering	3.07		Ronnie Brown	RB	Adult Education	3.27
	Ryan Hooker	WR	Marketing	3.39		Jason Campbell	QB	Adult Education	4.00
2000:	David McGill	DB	Agricultural Education	3.88	Karibi Dede	LB	Collaborative Special Ed.	3.34	
	Rob Pate	DB	Liberal Arts	3.10	Lee Guess	WR	Pre-Business	3.27	
	Reid Tankersley	TE	Liberal Arts	3.25	Brant Haynie	DB	Pre-Medicine	3.64	
	Brent Turner	SN	Distributive Education	3.11	Will Herring	S	Exercise Science	3.44	
2001:	Marcus Washington	OLB	Wildlife Science	3.02	Bret Holliman	FS	Agricultural Economics	3.80	
	Brandon White	WR	Philosophy	3.34	TJ Jackson	NG	Public Administration	3.06	
	Jeremy Zills	P	Forestry Engineering	3.47	Danny Lindsey	OG	Exercise Science	4.00	
	Dave Beasley	TE	Finance	3.011	Matthew Motley	WR	Pre-Nursing	3.08	
2002:	Rob Bironas	PK	International Business	3.239	Ben Obomanu	WR	Finance	3.35	
	Brad Bourne	TE	Management	3.017	Tre Smith	RB	Economics - Liberal Arts	3.13	
	Damon Duval	P	Undeclared	3.021	Carl Stewart	RB	Political Science	3.37	
	Rashan Frost	DT	Exercise Science	3.348	Carnell Williams	RB	Sociology	3.00	
2003:	Ryan Hooker	WR	Marketing	3.391	Philip Yost	K	Finance	3.06	
	Brent Mueller	DT	Mechanical Engineering	3.18	2005:	Cole Bennett	TE	Information Systems Mgmt.	3.62
	Rob Pate	FS	Zoology	3.31		Kody Bliss	P	Marketing	3.49
	Colin Sears	OL	Mgmt Info. Systems	3.007		Chas Crofoot	DS	Adult Education	3.27
Reid Tankersley	TE	Health Promotion	3.231	Karibi Dede		LB	Collaborative Special Ed.	3.24	
2004:	Brent Turner	SN	Marketing Education	3.419	Lee Guess	WR	Graduate - Finance	3.00	
	Brandon White	WR	Philosophy	3.354	Brant Haynie	DB	Biomedical Studies	3.63	
	Damon Duval	P	Health Promotion	3.08	Will Herring	S	Exercise Science	3.50	
	Rashan Frost	DT	Exercise Science	3.41	TJ Jackson	NG	Adult Education	4.00	
2005:	Spencer Harris	OL	Mechanical Engineering	3.03	Jake Slaughter	FB	Adult Education	4.00	
	Ryan Hooker	WR	Marketing	3.69	Tre Smith	RB	Information Systems Mgmt.	3.17	
	Michael Lindsey	DS	Business Education	3.09	Carl Stewart	RB	Political Science	3.42	
	Taylor Mosley	K	Pre-Med	3.76	Josh Thompson	NG	Physical Education	3.41	
2006:	Brent Mueller	DT	Biomedical Sciences	3.66	Antarrious Williams	LB	Adult Education	4.00	
	Rob Pate	Whip	Zoology	3.31	Travis Williams	LB	Adult Education	4.00	
	Colin Sears	OT	Mgmt Info. Systems	3.22	2006:	Cole Bennett	TE	Information Systems Mgmt.	4.00
	Reid Tankersley	TE	Health Promotion	3.12		Kody Bliss	P	Adult Education	3.45
Damon Duval	K	Health Promotion	3.78	Jason Bosley		OL	Finance	3.08	
Justin Fetsko	WR	Pre-Physical Therapy	3.89	Pete Compton		DS	Geography	3.00	
2007:	Michael Lindsey	DS	Business Education	3.37	Joe Cope	C	Adult Education		
	Javor Mills	DE	Sociology	3.09	Karibi Dede	LB	Collaborative Special Ed.	4.00	
	Alton Moore	DE	Adult Education	3.19	Stephen Gowland	FB	Finance	3.25	
	Taylor Mosley	K	Biomedical Sciences	4.00	Ben Grubbs	OG	Adult Education	4.00	
2008:	Ben Nowland	C	Industrial Design	3.00	Lee Guess	WR	Business Administration	3.25	
	Dontarrious Thomas	LB	Management Info. Systems	3.34	Brant Haynie	SS	Biomedical Sciences	3.61	
	Reggie Torbor	DE	Criminology	3.21	Will Herring	LB	Exercise Science		
	Jeremy Wells	DS	Marketing	3.28	Perry Hooper	RB	Information Systems Mgmt.	3.25	
2009:					Matthew Motley	H	Exercise Science	3.20	
					Tre Smith	RB	Information Systems Mgmt.	3.60	
					Carl Stewart	FB	Social Science Education	3.42	
					Josh Thompson	NG	Physical Education	3.33	

# Honor Roll

2007:	Cole Bennett	TE	Information Systems Mgmt.	3.50	2011:	Joel Bonomolo	DE	Interdisciplinary Studies	
	Jason Bosley	OL	Finance	3.13		Chandler Brooks	PK	Wildlife	
	Neil Caudle	QB	Pre-Building Science	3.17		Steven Clark	P	Exercise Science	
	Rick Cherry	DS	Pre-Business	3.46		Jared Cooper	C	General Social Science Education	
	John Cubelic	WR	Mass Communication	3.30		Adam Dyas	DB	Undeclared Sciences and Math, Pre-Med	
	Zach Gilbert	DB	Interdepartmental	3.27		Tunde Fariyike	OL	Undeclared Sciences and Math, Pre-Med	
	Danny Perry	FB	Exercise Science	2.91		Trent Fisher	DB	Communications	
	Carl Stewart	FB	Social Science Education	3.27		Josh Harris	DS	Political Science	
	Josh Thompson	NG	Physical Education	3.32		Wo-Otinnah Iyegha		Electrical Engineering	
	Jackson Timmerman	OL	Physics	3.14		Anthony Morgan	RB	Interdisciplinary Studies	
	Tommy Trott	TE	Public Administration	3.31		Dustin Norris		Building Science	
	2008:	Neil Caudle	QB	Pre-Building Science			Ryan Preston	OL	Industrial and Systems Engineering
		Wade Christopher	LB	Pre-Medicine			Ashton Richardson	LB	Animal Sciences Pre-Vet
Antonio Coleman		DE	Criminology		John Sullen	OL	History		
Jared Cooper		OL	Pre-Nursing Science		Barrett Trotter	QB	Public Administration		
John Cubelic		WR	Radio, TV & Film		Taylor Williams	WR	Political Science		
Michael Gibson		RB	Civil Engineering		2012:	Ryan Carter	QB	Pre-Business	
Josh Harris		DS	Political Science			Steven Clark	P	Exercise Science	
Morgan Hull		K	Pre-Medicine			Chris Davis	DB	Public Administration	
Ryan Pugh		OL	Pre-Building Science			Adam Dyas	DB	Biomedical Sciences	
Mike Slade		DB	Undeclared Liberal Arts			Tunde Fariyike	OL	Biomedical Sciences	
Jackson Timmerman		OL	Physics			Trent Fisher	DB	Communication	
Tommy Trott		TE	Public Administration			Alex Kozan	OL	Pre-Business	
Bailey Woods		TE	Public Administration			Robert Leff	OL	Pre-Electrical Engineering	
2009:	Gabe Barrett	DB	English			Jake Lembke	DS	Wildlife Ecology & Management	
	Mike Berry	OL	Public Administration			Philip Lutzenkirchen	TE	Communication	
	Chandler Brooks	PK	Wildlife			Duncan McKinney	K	Pre-Business	
	Neil Caudle	QB	Building Science			Ashton Richardson	LB	Animal Sciences	
	Wade Christopher	LB	Biomedical Sciences			Greg Robinson	OL	Sociology	
	Antonio Coleman	DE	Health Promotions		Avery Young	OL	Fitness, Conditioning & Performance		
	Jared Cooper	OL	General Social Science		Patrick Young	TE	Sciences & Math		
	John Cubelic	WR	Radio, TV and Film		2013:	Will Adams	OL	Pre-Building Science	
	Zac Etheridge	DB	Public Administration			Cameron Artis-Payne	RB	Public Administration	
	Josh Harris	DS	Political Science			Gage Batten	FB	Biomedical Sciences	
	Morgan Hull	PK	Biomedical Sciences			Reid Brooks	DE	Pre-Chemical Engineering	
	Walter McFadden	DB	Political Science			Steven Clark	P	Exercise Science Graduate	
	Ryan Pugh	C	Building Science			Michael Clifton	TE	Mechanical Engineering	
Ashton Richardson	LB	Animal Sciences-Pre Vet		Reese Dismukes		C	Public Administration		
Chris Todd	QB	Physical Education		Ben Durand		QB	Public Administration		
Tommy Trott	TE	Public Administration		Adam Dyas		DB	Biomedical Sciences		
Barrett Trotter	QB	Undeclared Liberal Arts		Nosa Eguae		DT	Physical Activity and Health		
Derek Winter	WR	Management		Tunde Fariyike		C	Biomedical Sciences		
Bailey Woods	TE	Public Administration		Trent Fisher		DB	Communication		
2010:	Dashaun Barnes	LB	Sociology			Alex Kozan	OG	Finance	
	Joel Bonomolo	DE	Philosophy-Religion		Alex Kviklys	K	Marketing		
	Blake Burgess	C	Theatre		Duncan McKinney	K	Entrepreneurship and Family Business		
	Neil Caudle	QB	Building Science		Cassanova McKinzy	LB	Public Administration		
	Wade Christopher	LB	Biomedical Sciences		Cody Parkey	K	Communication		
	Zach Clayton	DT	Agricultural Business and Economics		Greg Robinson	OT	Public Administration		
	Josh Harris	DS	Political Science		Craig Sanders	DE	Fitness, Conditioning and Performance		
	Philip Lutzenkirchen	TE	Radio, TV and Film		Chandler Shakespeare	RB	Adult Education Graduate		
	Woody Parramore	DB	Mechanical Engineering		Jackson Thomas	DL	Civil Engineering		
	Ryan Pugh	C	Building Science		Patrick Young	FB	Biomedical Sciences		
	Spencer Pybus	LB	Pre-Social Science General Education						
	Ashton Richardson	LB	Animal Science-Production Management						
	Craig Stevens	LB	Exercise Science						
Barrett Trotter	QB	Communication							
Derek Winter	WR	Accountancy							



# Honor Roll

---


<b>2014:</b>	Niko Anthony	DB	Industrial Engineering
	Peyton Barber	RB	Pre-Business
	Gage Batten	FB	Exercise Science
	Alec Brown	DL	Conservation/Biodiversity
	Wirth Campbell	WR	Business Administration
	Daniel Carlson	K/P	Pre-Business
	Michael Clifton	LB	Mechanical Engineering
	Shon Coleman	OL	Adult Education
	Reese Dismukes	C	Public Administration
	Ben Durand	QB	Finance
	Aaron Garrison	DL	Mechanical Engineering
	Corey Grant	RB	Physical Education
	Jimmy Hutchinson	P	Pre-Business
	Gray King	WR	Pre-Business
	Alex Kozan	OG	Finance
	Alex Kviklys	K	Marketing
	Chris Laye	TE	Pre-Business
	Damian Lewis	RB	Physical Activity and Health
	Duncan McKinney	K	Entrepreneurship
	Patrick Miller	OL	Public Administration
	Jonathon Mincy	DB	Adult Education
	LaDarius Owens	DL	Adult Education
	Chad Slade	OG	Adult Education
	Spencer Smith	TE	Nutrition & Dietetics
	Tyler Stovall	P	Pre-Business
	Robenson Therezie	DB	Public Administration
	Tucker Tuberville	QB	Finance
	Jonathan Wallace	QB	Physical Education
	Jeffrey Whitaker	DL	Communication
	Jermaine Whitehead	DB	Political Science
	Patrick Young	TE	Biomedical Science
<b>2015:</b>	Jack Bjork	P	Building Science
	Daniel Carlson	K	Marketing
	Tyler Carr	OL	Pre-Building Science
	Chandler Cox	FB	Pre-Business
	Devonte Danzey	OL	Adult Education Graduate
	Austin Dupper	DB	Industrial & Systems Engineering
	Justin Garrett	LB	Adult Education Graduate
	Aaron Garrison	DL	Mechanical Engineering
	Austin Golson	OL	Public Administration
	Gray King	WR	Marketing
	Alex Kozan	OL	Business Administration Graduate
	Chris Laye	TE	Supply Chain Management
	Robert Leff	OL	Mechanical Engineering
	Damian Lewis	RB	Physical Activity & Health
	Jonathan Parslow	LS	Finance
	Kevin Phillips	P	Public Relations
	Ike Powell	LS	Pre-Nursing
	Dontavius Russell	DL	Pre-Health Administration
	Chase Schaum	WR	Pre-Business
	Braden Smith	OL	Pre-Exercise Science
	Tyler Stovall	H	Marketing
	Keenan Sweeney	FB	Science & Math
	Tucker Tuberville	QB	Finance
	Tre' Williams	LB	Communication

# National Football Foundation Hall of Fame


Auburn has 12 players and coaches who have been inducted into the College Football Hall of Fame.



**Coach Mike Donahue**  
1904-06; 1908-22  
Inducted 1951



**Coach John W. Heisman**  
1895-1899  
Inducted 1954




**Jimmy Hitchcock**  
1930-32 • Halfback  
Inducted 1954



**Walter Gilbert**  
1934-36 • Center  
Inducted 1956




**Coach Ralph "Shug" Jordan**  
1951-75  
Inducted 1982




**Pat Sullivan**  
1969-71 • Quarterback  
Inducted 1991




**Tucker Frederickson**  
1962-64 • Fullback  
Inducted 1994



**Bo Jackson**  
1982-85 • Running Back  
Inducted 1998



**Terry Beasley**  
1969-71 • Wide Receiver  
Inducted 2002



**Tracy Roker**  
1985-88 • Defensive Tackle  
Inducted 2004



**Coach Pat Dye**  
1981-92  
Inducted 2005



**Ed Dyas**  
1958-60 • Fullback/Kicker  
Inducted 2009

# College All-Star Games

## BLUE-GRAY ALL-STAR CLASSIC

1938: Oscar Burford, E  
Bo Russell, T  
Junie Burns, G  
Jack Meagher, coach

1939: Milton Howell, G  
Malvern Morgan, C

1940: Dick McGowen, B

1941: Lloyd Cheatham, B

1942: Roy "Monk" Gafford, B

1944: Tex Warrington, C  
Curtis Kuykendall, B  
Carl Voyles, coach

1948: Hal Herring, C  
Russ Inman, B

1949: Travis Tidwell, B (MVP)

1950: Tom Banks, G

1951: Ed "Foots" Bauer, G

1952: Lee Hayley, E  
Dudley Spence, B

1956: Jerry Elliott, E  
Chuck Maxime, G  
Ernest Danjean, G  
Howell Tubbs, QB  
Shug Jordan, coach

1958: Cleve Wester, T  
Jim Jeffery, G

1959: Bobby Wasden, E  
Ted Foret, T

1961: Dave Edwards, E  
Wayne Frazier, C  
Bobby Hunt, QB (MVP)

1962: Jim Price, C  
Winky Giddens, T  
Don Downs, E

1964: Mike Alford, C  
Billy Edge, HB

1965: Ronnie Baynes, E  
Jack Thornton, T  
John Cochran, LB

1966: Tom Bryan, RB

1967: Freddie Hyatt, E  
Forrest Blue, C  
Tommy Lunceford, P

1975: Jeff Gilligan, WR  
Ben Strickland, C  
Rick Telhiard, DL

1976: Phil Gargis, QB  
Neil O'Donoghue, K

1977: Lynn Johnson, G  
Tommy Hicks, DE

1978: Mike Burrow, OL

1979: Charlie Trotman, QB  
James McKinney, DB  
Fred Smith, LB  
Doug Barfield, coach

1980: Frank Warren, DL  
James Brooks, RB  
George Stephenson, OL  
Byron Franklin, WR  
Doug Barfield, coach

1981: Edmund Nelson, DL  
Keith Uecker, OL

1982: Chris Martin, LB  
Mike Edwards, WR

1991: Corey Barlow, DB  
Eddie Blake, OG  
Victor Hall, TE  
Bob Meeks, C

1992: Karekin Cunningham, LB  
Chris Gray, OL  
Alex Smith, RB

1993: Scott Etheridge, K  
Damon Primus, DL

Anthony Redmon, OL  
Stan White, QB

1994: Thomas Bailey, WR  
Terry Daniel, P  
Joe Frazier, FB  
Mike Pelton, DL  
Frank Sanders, WR  
Chris Shelling, DB  
Gary Walker, DL  
Terry Bowden, coach

1998: Karsten Bailey, WR  
DeMarcus Curry, OL  
Charles Dorsey, DL  
Jayson Bray, DB

1999: Jimmy Brumbaugh, DT  
Jeno James, OT  
Kenny Kelly, LB  
Quinton Reese, LB  
Marcus Washington, LB  
Tommy Tuberville, coach

## BLUE-GRAY HALL OF FAME

1990: Ralph "Shug" Jordan

1992: Vince Dooley

1994: James Brooks

1997: Forrest Blue

1999: Travis Tidwell

2000: Pat Dye

## COLLEGE ALL-STAR GAME

1942: Lloyd Cheatham

1945: Joseph Eddins  
Caleb Washington

1946: Monk Gafford  
Bill Harris

1950: Travis Tidwell

1954: Vince Dooley

1955: Dave Middleton

1956: M.L. Brackett  
Joe Childress  
Frank D'Agostino

1958: Billy Atkins  
Ben Preston  
Jim Phillips

1960: Jackie Burkett  
Zeke Smith

1961: Ken Rice

1962: Wayne Frazier  
Billy Wilson

1963: Jim Price

1964: George Rose

1965: Tucker Frederickson

1968: Forrest Blue  
Fred Hyatt

1971: Larry Willingham

1972: Pat Sullivan  
Terry Beasley

## EAST-WEST SHRINE GAME

1957: Jim Phillips

1958: Jerry Wilson  
Tom Lorino

1960: Jackie Burkett  
Zeke Smith  
Ken Rice  
Ed Dyas

1977: Reese McCall

1981: Frank Warren

1982: Keith Uecker

1983: Bob Harris

1984: Lionel James

Doug Smith

1985: Ben Thomas

1989: Walter Reeves

1996: Anthony Harris

2001: Ben Leard

2006: Cooper Wallace  
Tommy Jackson

2007: Kody Bliss

2008: Jonathon Wilhite  
King Dunlap

2011: Wes Byrum

2013: Emory Blake

2014: Steven Clark

2016: Kris Frost

## HULA BOWL

1958: Red Phillips, E

1959: Tom Lorino, B  
Jerry Wilson, T

1961: Ken Rice, T

1962: Billy Wilson, T

1980: Joe Cribbs, RB

1981: George Stephenson, OT  
James Brooks, RB  
Doug Barfield, coach  
David Jordan, OL

1984: Gregg Carr, LB

1985: Gerald Robinson, DE

1986: Ben Tamburello, C

1987: Aundray Bruce, DE  
Jeff Burger, QB

1989: Tracy Rucker, DT  
Jim Thompson, OT  
Thomas Bailey, WR

1995: Leonard Thomas, OG

2005: Brett Eddins, DE

2006: Marcus McNeill, OT  
Ben Obomanu, WR  
Tommy Tuberville, coach

2007: Will Herring, OLB  
John Vaughn, K

## NFLPA COLLEGIATE BOWL

2012: Neiko Thorpe, DB

2015: LaDarius Owens, DL  
Chad Slade, OL

2016: Ricardo Louis, WR

## SENIOR BOWL

1950: Travis Tidwell, B

1951: Tom Banks, G

1952: Homer Williams, B

1953: Bill Turnbeaugh, T

1954: Ed Baker, C  
Vince Dooley, B  
Bobby Duke, B  
George Atkins, G  
Bobby Freeman, B  
Jack Locklear, C

1956: M.L. Brackett, T  
Joe Childress, B  
Frank D'Agostino, T  
Fob James, B  
Bob Scarbrough, G

1957: Ernie Danjean, G

1958: Billy Atkins, B  
Jimmy Phillips, E  
Ben Preston, T

1959: Jim Jeffery, T

1960: Jackie Burkett, C  
Lamar Rawsom, B

# College All-Star Games

1961:	Zeke Smith, G Ed Dyas, B Bobby Lauder, B				
1963:	Dave Edwards, E Jim Price, C				
1964:	George Rose, B				
1965:	Tucker Frederickson, B Jimmy Sidle, QB Mickey Sutton, B	1989:	Walter Reeves, TE Tracy Rucker, DL Benji Roland, DL Brian Smith, DL Ron Stallworth, DL Jim Thompson, OL Lawyer Tillman, WR	2006:	Devin Aromashodu, WR Ben Obomanu, WR Anthony Mix, WR Travis Williams, LB Marcus McNeill, OL
1966:	Bill Cody, C Jack Thornton, G			2007:	Tim Duckworth, OL Ben Grubbs, OL David Irons, DB Kenny Irons, RB Courtney Taylor, WR
1968:	Forrest Blue, C Freddy Hyatt, E			2008:	Cole Bennett, TE Patrick Lee, DB
1969:	Loran Carter, QB Tim Christian, E	1990:	John Hudson, OL Craig Ogletree, LB Quentin Riggins, LB Reggie Slack, QB Alexander Wright, WR	2009:	Tyrone Green, OL
1970:	Tom Banks, OL Mike Kolen, LB Buddy McClinton, DB			2010:	Antonio Coleman, DL Ben Tate, RB
1971:	Bobby Strickland, LB Larry Willingham, DB Mickey Zofko, RB	1991:	Stacy Danley, RB Fernando Horn, DL James Joseph, RB David Rucker, DL Lamar Rogers, DL Rob Selby, OL John Wiley, DB	2011:	Josh Bynes, LB Zac Etheridge, DB Lee Ziemba, OL
1972:	Terry Beasley, WR Bob Brown, DL Pat Sullivan, QB			2012:	Josh Harris, LS
1973:	Terry Henley, RB Mack Lorendo, OL Danny Sanspree, DL	1992:	Corey Barlow, DB Eddie Blake, OL Herbert Casey, WR Darrel Crawford, LB Bob Meeks, OL	2013:	Philip Lutzenkirchen, TE Onterio McCalebb, RB
1974:	Benny Sivley, DL			2014:	Chris Davis, DB Dee Ford, DL Cody Parkey, K Jay Prosch, FB
1975:	Ken Bernich, LB Mike Fuller, DB Lee Gross, OL Andy Steele, OL	1993:	Tim Cromartie, DL Chris Gray, OL	2015:	Cameron Artis-Payne, RB Sammie Coates, WR Reese Dismukes, OL Nick Marshall, DB C.J. Uzomah, TE Gabe Wright, DL
1976:	Rick Telhiard, DL	1994:	Wayne Gandy, OL Damon Primus, DL Tony Richardson, RB Stan White, QB	2016:	Jonathan Jones, DB
1977:	Phil Gargis, QB Neil O'Donoghue, K Dave Ostrowski, OL				
1978:	Lynn Johnson, OL	1995:	Terry Daniel, P Mike Pelton, DL Frank Sanders, WR Chris Shelling, DB		
1979:	William Andrews, RB Mike Burrow, OL				
1980:	Joe Cribbs, RB Skip Johnston, OL Reese McCall, TE Jorge Portela, K Freddie Smith, LB	1996:	Stephen Davis, RB Andy Fuller, TE Anthony Harris, LB Matt Hawkins, P Dell McGee, DB Shannon Roubique, OL		
1981:	James Brooks, RB Byron Franklin, WR George Stephenson, OL Frank Warren, DL				
1982:	Edmond Nelson, DL George Peoples, RB Danny Skutack, LB Keith Uecker, OL	1997:	Jessie McCovery, TE Marcellus Mostella, LB Mark Smith, DL		
1983:	Mike Edwards, WR Chris Martin, LB	1998:	Fred Beasley, RB Dameyune Craig, QB Jaret Holmes, K Victor Riley, OL		
1984:	Al Del Greco, K Donnie Humphrey, DL Doug Smith, DL Ed West, TE	1999:	Karsten Bailey, WR Charles Dorsey, DL		
1985:	Clayton Beauford, WR John Dailey, LB David King, DB Ben Thomas, DL	2000:	Leonardo Carson, DL Jeno James, OL Quinton Reese, DL Marcus Washington, LB		
1986:	Lewis Colbert, P Bo Jackson, RB Jeff Parks, TE Steve Wallace, OL Pat Washington, QB Gerald Williams, DL	2001:	Larry Casher, DB Ben Leard, QB Alex Lincoln, LB		
1987:	Tommie Agee, RB Brent Fullwood, RB Ben Tamburello, OL	2002:	Tim Carter, WR Kendall Simmons, OL		
1988:	Scott Bolton, WR Aundray Bruce, LB Jeff Burger, QB	2003:	Mark Brown, LB Damon Duval, K Ben Nowland, OL		
		2004:	Brandon Johnson, RB DeMarco McNeil, DL Dontarrius Thomas, LB		
		2005:	Jason Campbell, QB Carlos Rogers, DB Junior Rosegreen, DB Cadillac Williams, RB		

## **RAYCOM ALL-STAR CLASSIC**

2013: Daren Bates  
Onterio McCalebb  
John Sullen

## **COLLEGE ALL-STAR BOWL**

2014: Nosa Eguae  
Jake Holland  
Ryan White

# Auburn Awards

## Cliff Hare Award

The highest honor an Auburn athlete can receive is the Cliff Hare Award which is presented annually to the athlete who, "in addition to athletic and scholastic achievement, exhibits in great degree the qualities of leadership, integrity and courage."

The award is given in memory of Clifford Leroy Hare, a member of Auburn's first football team, professor of chemistry, president of the Southern Conference, and faculty athletic chairman. Dean Hare believed, "athletics make men strong, study makes men wise, and character makes men great."

Year	Athlete	Sport
1958	Jimmy Phillips	Football
1959	Lloyd Nix	Football
1960	Henry Hart	Basketball
1961	Ed Dyas	Football
1962	Don Machen	Football
1963	Layton Johns	Basketball
1964	Mailon Kent	Football
1965	Billy Edge	Football
1966	John Cochran	Football
1967	Bobby Beaird	Football
1968	Marvin Tucker	Football
1969	Al Griffin	Football
1970	Connie Frederick	Football
1971	Alvin Bresler	Football
1972	Pat Sullivan	Football
1973	Mike Neel	Football
1974	Benny Sivley	Football
1975	Bobby Davis	Football
1976	Rick Neel	Football
1977	Gary Schatz	Swimming
1978	Marvin Trott	Football
1979	Jeff Gray	Football
1980	Charlie Trotman	Football
1981	Ambrose "Rowdy" Gaines	Swimming
1982	Edmund Nelson	Football
1983	Mark Dorminey	Football
1984	Randy Campbell	Football
1985	Gregg Carr	Football
1986	Rob Shuler	Football
1987	Yann Cowart	Football
1988	Rodney Bowman	Swimming
1989	Randy Hudson	Track
1990	Win Lyle	Football
1991	Geoff Answini	Swimming
1992	Chad Muilenburg	Football
1993	Karekin Cunningham	Football
1994	Stan White	Football
1995	Jay Waggoner	Baseball
1996	Patrick Nix	Football
1997	Wes Flanigan	Basketball
1998	Dameyune Craig	Football
1999	Casey Dunn	Baseball
2000	Mathew Busbee	Swimming
2001	Jeff Somensatto	Swimming
2002	Estevam Strecker	Tennis
2003	Ben Nowland	Football
2004	B.J. Jones	Swimming
2005	Caesar Garcia	Diving
2006	Doug Van Wie	Swimming
2007	Steven Segerlin	Diving
2008	Jay Moseley	Golf
2009	Glenn Northcutt	Golf
2010	Jordan Anderson	Swimming
2011	Dan Mazzaferro	Diving
2012	Corey Luckie	Baseball
2013	Ashton Richardson	Football
2014	T.J. Leon	Swimming
2015	Frazer McKean	Diving

## Shug Jordan Award

Upon his retirement as head coach in 1975, Ralph "Shug" Jordan and family originated a trust fund to present an annual award to the outstanding senior player each season. The award is presented at the annual A-Day game. The award reads: "Down through the years, outstanding Auburn football players have become outstanding citizens. Knowing this truth, and having a deep abiding faith in these men, I am proud to honor Auburn University's outstanding senior football player with this award."

Year	Athlete, Pos.
1976	Phil Gargis, quarterback
1977	Lynn Johnson, offensive guard
1978	William Andrews, fullback
1979	Joe Cribbs, running back
1980	James Brooks, running back
1981	Edmund Nelson, defensive tackle
1982	Bob Harris, defensive back
1983	Lionel James, halfback
1984	Gregg Carr, linebacker
1985	Bo Jackson, tailback
1986	Ben Tamburello, center
1987	Duke Donaldson, wide receiver
1988	Ron Stallworth, defensive tackle
	Walter Reeves, tight end
1989	Alexander Wright, wide receiver
1990	Rob Selby, offensive tackle
1991	Bob Meeks, center
1992	Karekin Cunningham, linebacker
1993	Stan White, quarterback
1994	Frank Sanders, wide receiver
1995	Andy Fuller, tight end
1996	Jessie McCovery, tight end
1997	Dameyune Craig, quarterback
1998	Charles Dorsey, nose tackle
1999	Marcus Washington, defensive end
2000	Ben Leard, quarterback
2001	James Callier, defensive end
2002	Travaris Robinson, safety
2003	Reggie Torbor, defensive end
2004	Jason Campbell, quarterback
2005	T.J. Jackson, nose guard
2006	John Vaughn, placekicker
2007	Cole Bennett, tight end
2008	Tristan Davis, running back
2009	Antonio Coleman, defensive end
2010	Wes Byrum, placekicker
	Zach Clayton, defensive tackle
2011	Neiko Thorpe, defensive back
2012	T'Sharvan Bell, defensive back
2013	Jay Prosch, fullback
2014	Cameron Artis-Payne, running back
2015	???

## Walter Gilbert Award

The Gilbert Award is given annually to former Auburn athletes who have distinguished themselves through achievements after graduation from Auburn. The award is given in memory of Auburn's three-time All-America center Walter Gilbert, who later became vice president of Texaco's European Oil Operations. Gilbert was Auburn's second All-America, played for coach Ralph "Shug" Jordan and lived in Auburn until his death in 1979.

Year	Athlete	Sport
1981	Joe Stewart	Football
1982	Thomas K. McGehee	Football
1983	Joel Eaves	Football
1984	Dr. David Middleton	Football
1985	William A. Fickling, Jr.	Basketball
1986	Ted Ferreira	Football
1987	John Adcock	Football
1988	Bill Nichols	Football
1989	C.H. "Babe" McGehee	Football
1990	Billy Hitchcock	Baseball, Football
1991	Vince Dooley	Football, Basketball
1992	Jeff Beard	Track
1993	Morris Savage	Football
1994	Ed Dyas	Football
1995	Lloyd Nix	Football
1996	Richard Guthrie	Football, Track
1997	Jim Voss	Wrestling
1998	Ernie Warren	Football
1999	Dr. James E. Martin	Basketball
2000	John Mengelt	Basketball
2001	Hal Herring	Football
2002	Jim Fibbe	Basketball
2003	Mac Crawford	Football
2004	David Marsh	Swimming
2005	Charles Carlan	Baseball
2006	R. Kenneth Johns	Football
2007	L. Gaines Lanier	Football
2008	Pat Sullivan	Football
2009	Ray Groover	Basketball
2010	Ken Rice	Football
2011	Read Montague	Track & Field
2012	Dr. John Cochran	Football
2013	Lee Griffith	Football
2014	Bo Jackson	Football
2015	Kim Evans	Golf

## Jack Meagher Award

The Coach Jack Meagher Award was established in 2004 to ensure proper recognition and appreciation for the many contributions Coach Jack Meagher made to Auburn and its athletic programs and to recognize and show appreciation to the men who played for Coach Meagher, The Meagher's Marauders. The award is presented annually, "to a person with Auburn University affiliation who made significant contributions to society through athletics."

Year	Recipient
2004	Meagher's Marauders
2005	Dr. Jack Hughston
2006	Kenny Howard
2007	Billy Hitchcock
2008	Spence McCracken
2009	Larry Blakeney
2010	Tommie Agee
2011	David Housel
2012	Herb "Hub" Waldrop
2013	Buddy Davidson
2014	Ronnie Baynes
2015	Bo Jackson

# Auburn Awards

## Unsung Hero Award

The Unsung Hero Award is presented annually by the Chilton County Auburn Club to an individual whose good work and meaningful contribution has gone largely unnoticed by the public. Established in 1966, the Unsung Hero Award was presented to Auburn athletes until 1988 when NCAA rule changes no longer allowed alumni groups to present awards to student-athletes. From 1988-96, the award was presented to a deserving staff member. In 1997, Auburn student-athletes were once again eligible to win the award.

<i>Year</i>	<i>Athlete, Sport</i>
1966	John McAfee, Football
1967	Ray Cox, Baseball
1968	Q.V. Lowe, Baseball
1969	Pete McKenzie, Baseball
1970	Mary Clyde Huff, Head Majorette
1970	Connie Frederick, Football
1971	Alvin Bresler, Football, Track Ralph "Shug" Jordan, Football Coach
1972	Dick Schmaltz, Football
1973	Rick Neel, Football
1974	Roger Mitchell, Football
1975	Mike Flynn, Football
1976	Jim Pitts, Football
1977	Scholarship Fund
1978	Rick Freeman, Football
1979	Alan Hardin, Football
1980	Mark Clement, Football
1981	Bill Grisham, Football
1982	Alan Bollinger, Football
1983	Dennis Collier, Football
1984	Al Del Greco, Football Greg Turner, Men's Basketball
1985	Sonny Smith, Head Men's Basketball Coach
1986	Kyle Collins, Football
1987	Pat Mote, Football
1988	Reggie Herring, Asst. Coach, Football
1989	Frank Cox, Equipment Supervisor
1990	Larry Blakeney, Asst. Coach, Football
1991	Frank Young, Administrative Assistant
1992	Paul Conner, Assistant to the Athletic Director/Facilities
1993	Herb Waldrop, Trainer
1994	David Housel, Sports Information Director
1995	Joe Whitt, Asst. Coach, Football
1996	Hal Baird, Baseball Coach
1997	Wes Flanigan, Men's Basketball
1998	Hicks Poor, Football
1999	Brent Turner, Football
2000	Jimmy Brumbaugh, Football
2001	Alex Lincoln, Football
2002	Hart McGarry, Football
2003	Buddy Davidson, Assistant Athletic Director
2004	Chette Williams, Team Chaplain
2005	Jeremy Ingle, Football
2006	Jake Slaughter, Football
2007	Joe Cope, Football
2008	Carl Stewart, Football
2009	Tommy Tuberville, Football Coach
2010	Antonio Coleman, Football
2011	Zac Etheridge, Football
2012	Josh Harris, Football
2013	John Sullen, Football
2014	Craig Sanders, Football
2015	Malcolm Canada, Basketball

## Bill Streit Award

The Bill Streit Award was presented annually from 1954-2004 by the Jefferson County Auburn Club to the senior football player with the highest grade point average. It was presented in memory of G.W. "Bill" Streit, a tackle on Auburn's 1904 and 1905 teams and a member of Auburn's All-Time Team selected in 1943. Streit, an outstanding scholar-athlete, earned a degree from Auburn and went on to become a success in the business and professional world. He continued to support the game he loved, college football, by officiating in the Southern and Southeastern Conferences for many years. Bill Streit credited any success he achieved to his Auburn experiences, both athletically and academically.

<i>Year</i>	<i>Athlete</i>	<i>Year</i>	<i>Athlete</i>
1954	Dave "Hoppy" Middleton	1999	Ryan Hooker
1955	Fob James	2000	Rob Pate
1956	Jerry Elliott	2001	Taylor Mosley
1957	Tim Baker	2002	Damon Duval
1958	Morris Savage	2003	Justin Fetsko
1959	Lamar Rawson	2004	Ben Obomanu
1960	Ed Dyas		
1961	Don Machen		
1962	Mailon Kent		
1963	Howard Simpson		
1964	Billy Edge		
1965	John Cochran		
1966	Bobby Beaird		
1967	George Davidson		
1968	Al Giffin		
1969	John "Rat" Riley		
1970	Mac Crawford		
1971	Pat Sullivan		
1972	Mike Neel		
1973	Bobby Davis		
1974	Bruce Evans		
1975	Rick Neel		
1976	Chris Vacarella		
1977	Bob Butler Dick Hayley		
1978	Jeff Gray		
1979	Jorge Portela		
1980	Gilbert Sellers		
1981	Alan Bollinger		
1982	Vernon Blackard Mark Dorminey		
1983	Don Anderson		
1984	Ed Graham Tracy Turner		
1985	Kyle Collins		
1986	Yann Cowart		
1987	Chris Knapp		
1988	Greg Staples		
1989	Win Lyle		
1990	Roy Hunter		
1991	Chad Muilenburg		
1992	Karekin Cunningham Stan Vetock		
1993	Pedro Cherry		
1994	J.D. Walker		
1995	Bryan Northcutt		
1996	Allan Brown		
1997	John Pass		
1998	David McGill		

# Auburn Awards

Several major awards are presented to Auburn football players each year. These awards are for outstanding accomplishment on the field and they are named for four of Auburn's greatest football players. The Leading Tackler Award is named in honor of Mike Kolen, Auburn's Captain Crunch. After an outstanding career at Auburn, Kolen went on to play on two Miami world championship teams, including the undefeated team of 1972. The Defensive Player of the Year Award is named in honor of Zeke Smith, a two-time All-America in 1958-59 and winner of the Outland Award in 1958. The Best Blocking Lineman Award is named for Ken Rice, an All-America tackle in 1959-60, one of Auburn's last great two-way players. The Offensive Player of the Year Award is named for Pat Sullivan, quarterback from 1969-71, and winner of the 1971 Heisman Trophy.

## KEN RICE AWARD

### Best Blocking Lineman

1977	Marvin Trott, center
1978	Mike Burrow, tackle
1979	George Stephenson, tackle
1980	Keith Uecker, tackle
1981	Keith Uecker, guard
1982	Ed West, tight end
1983	Ed West, tight end
1984	Ben Tamburello, center
1985	Steve Wallace, tackle
1986	Stacy Searels, tackle
1987	Stacy Searels, tackle
1988	Jim Thompson, tackle
1989	John Hudson, center
1990	Rob Selby, tackle
1991	Bob Meeks, center
1992	Chris Gray, tackle
1993	Wayne Gandy, tackle
1994	Shannon Roubique, center
1995	Shannon Roubique, center
1996	Jim Roe, tackle
1997	Jeno James, tackle
1998	Jeno James, tackle
1999	Jeno James, tackle
2000	Colin Sears, tackle
2001	Kendall Simmons, tackle
2002	Ben Nowland, center
2003	Danny Lindsey, center
2004	Marcus McNeill, tackle
2005	Marcus McNeill, tackle
2006	Ben Grubbs, guard
2007	Tyronne Green, guard
2008	Tyronne Green, guard
2009	Mike Berry, guard
	Lee Ziemba, tackle
2010	Ryan Pugh, center
2011	Brandon Mosley, tackle
2012	Philip Lutzenkirchen, tight end
2013	Reese Dismukes, center
2014	Reese Dismukes, center
2015	Shon Coleman, tackle

## PAT SULLIVAN AWARD

### Offensive Player of the Year

1977	William Andrews, fullback
1978	Joe Cribbs, running back
1979	Joe Cribbs, running back
1980	James Brooks, running back
1981	George Peoples, fullback
1982	Lionel James, halfback
1983	Bo Jackson, halfback
1984	Jeff Parks, tight end
	Ron Middleton, tight end
1985	Jeff Parks, tight end
	Ron Middleton, tight end
1986	Brent Fullwood, tailback
1987	Jeff Burger, quarterback
1988	Reggie Slack, quarterback
1989	Reggie Slack, quarterback
1990	Stan White, quarterback
1991	Bob Meeks, center

1992	James Bostic, tailback
1993	James Bostic, tailback
1994	Frank Sanders, wide receiver
1995	Patrick Nix, quarterback
1996	Dameyune Craig, quarterback
1997	Jaret Holmes, placekicker
1998	Karsten Bailey, wide receiver
1999	Ronney Daniels, wide receiver
2000	Rudi Johnson, tailback
2001	Tim Carter, wide receiver
2002	Ronnie Brown, tailback
2003	Carnell Williams, tailback
2004	Ronnie Brown, tailback
2005	Ben Obomanu, wide receiver
2006	Courtney Taylor, wide receiver
2007	Brandon Cox, quarterback
2008	Mario Fannin, running back
2009	Ben Tate, running back
2010	Cam Newton, quarterback
2011	Philip Lutzenkirchen, tight end
2012	Onterio McCalebb, running back
2013	Nick Marshall, quarterback
2014	Nick Marshall, quarterback
2015	Peyton Barber, running back

## MIKE KOLEN AWARD

### Leading Tackler

1977	Freddie Smith, linebacker
1978	Donnie Givens, linebacker
1979	Freddie Smith, linebacker
1980	Chris Martin, linebacker
1981	Danny Skutack, linebacker
1982	Gregg Carr, linebacker
1983	Gregg Carr, linebacker
1984	Ben Thomas, def. tackle
1985	Tracy Rocker, def. tackle
1986	Kurt Crain, linebacker
1987	Kurt Crain, linebacker
1988	Quentin Riggins, linebacker
1989	Quentin Riggins, linebacker
1990	James Willis, linebacker
1991	Darrel Crawford, linebacker
1992	James Willis, linebacker
1993	Jason Miska, linebacker
1994	Anthony Harris, linebacker
1995	Anthony Harris, linebacker
1996	Takeo Spikes, linebacker
1997	Takeo Spikes, linebacker
1998	Leonardo Carson, def. end
1999	Alex Lincoln, linebacker
2000	Alex Lincoln, linebacker
2001	Dontarrious Thomas, linebacker
2002	Mark Brown, linebacker
2003	Karlos Dansby, linebacker
2004	Travis Williams, linebacker
2005	Will Herring, safety
2006	Will Herring, linebacker
2007	Josh Thompson, tackle
2008	Zach Etheridge, safety
2009	Josh Bynes, linebacker
2010	Josh Bynes, linebacker
2011	Daren Bates, linebacker
2012	Daren Bates, linebacker
2013	Cassanova McKinzy, linebacker

2014	Johnathan Ford, defensive back
2015	Johnathan Ford, defensive back

## ZEKE SMITH AWARD

### Defensive Player of the Year

1977	Freddie Smith, linebacker
1978	Donnie Givens, linebacker
1979	Freddie Smith, linebacker
1980	Danny Skutack, linebacker
1981	Donnie Humphrey, tackle
	Mark Dorminey, free safety
1982	Bob Harris, strong safety
1983	Doug Smith, defensive tackle
1984	Kevin Greene, defensive end
1985	Harold Hallman, noseguard
1986	Tracy Rocker, defensive tackle
1987	Nate Hill, defensive tackle
1988	Tracy Rocker, defensive tackle
1989	Craig Ogletree, outside linebacker
1990	David Rocker, defensive tackle
1991	Corey Barlow, cornerback
1992	Fred Smith, cornerback
1993	Damon Primus, defensive tackle
1994	Mike Pelton, defensive tackle
1995	Marcellus Mostella, outside linebacker
1996	Takeo Spikes, linebacker
1997	Takeo Spikes, linebacker
1998	Leonardo Carson, defensive end
1999	Marcus Washington, defensive end
2000	Rodney Cratyton, cornerback
2001	Alton Moore, defensive end
2002	Karlos Dansby, linebacker
2003	Karlos Dansby, linebacker
2004	Carlos Rogers, cornerback
2005	Travis Williams, linebacker
2006	David Irons, cornerback
2007	Jerraud Powers, cornerback
2008	Jerraud Powers, cornerback
2009	Antonio Coleman, defensive end
2010	Nick Fairley, defensive tackle
2011	Corey Lemonier, defensive end
2012	Daren Bates, linebacker
2013	Robenson Therezie, star safety
2014	Jonathan Jones, defensive back
2015	Blake Countess, defensive back

## GREAT SOUTHERN WOOD

### Lineman of the Year

2012	Corey Lemonier, defensive end
2013	Greg Robinson, offensive tackle
2014	Chad Slade, offensive guard
2015	Braden Smith, offensive guard

# A-Day Awards

At the 1987 A-Day spring football game, three new awards honoring the outstanding offensive, defensive and specialty teams player in the game were created. The awards are named for three former Tiger standouts, Lionel James (TB, 1980-83), Mark Dorminey (DB, 1979-82) and Lewis Colbert (P, 1982-85).

## Mark Dorminey Defensive MVP Award

1987	Tracy Rocker, DT
1988	Frankie Stankunas, DB
1989	Larry Young, LB
1990	Dennis Wright, DB
1991	Darrel Crawford, LB
1992	Willie Whitehead, LB
1993	Chris Shelling, CB
1994	Fred Smith, CB
1995	Jason Miska, LB
1996	Takeo Spikes, LB
1997	Ryan Taylor, LB
1998	Josh Weldon, NG
1999	Alex Lincoln, LB
2000	Derek Magwood, DE
2001	James Callier, LB
2002	Reggie Torbor, DE
2003	Will Herring, S
2004	Stanley McClover, DE
2005	Stanley McClover, DE (unanimous)
2006	David Irons, CB
2007	Michael Goggans, DE
2008	Sen'Derrick Marks, DT
2009	Michael Goggans, DE
2010	Antoine Carter, DE
2011	Dee Ford, DE
2012	Dee Ford, DE
2013	Justin Garrett, Star
2014	Kenny Flowers, LB
2015	Tray Matthews, DB
2016	Carl Lawson, DE

## Lionel James Offensive MVP Award

1987	Curtis Stewart, TB
1988	James Joseph, TB
1989	Stacy Danley, TB
1990	Frank McIntosh, QB
1991	Stan White, QB
1992	James Bostic, FB
1993	James Bostic, TB
1994	Dameyune Craig, QB
1995	Dameyune Craig, QB
1996	Jessie McCovery, TE
1997	Rusty Williams, TB
1998	Cencade Pennington, TB
1999	Gabe Gross, QB
2000	Deandre Green, WR
2001	Daniel Cobb, QB
2002	Daniel Cobb, QB
2003	Tre Smith, RB
2004	Brandon Cox, QB
2005	Brandon Cox, QB
2006	Brad Lester, RB
2007	Brandon Cox, QB
2008	Kodi Burns, QB
2009	Ben Tate, RB
2010	Quindarius Carr, WR
2011	Philip Lutzenkirchen, TE
2012	Kiehl Frazier, QB
2013	Cameron Artis-Payne, RB
2014	Nick Marshall, QB
2015	Myron Burton Jr., WR
2016	Marcus Davis, WR Jovon Robinson, RB

## Lewis Colbert Specialty MVP Award

1987	Brian Shulman, P
1988	Chris Dickinson, P
1989	Clay Davis, K
1990	Shayne Wasden, R
1991	Thomas Bailey, R
1992	Thomas Bailey, R
1993	Terry Daniel, P
1994	Terry Daniel, P
1995	Matt Hawkins, PK/P
1996	Brian Bell, KR
1997	Markeith Cooper, KR
1998	Rob Bironas, PK
1999	Rob Bironas, PK
2000	Damon Duval, PK/P
2001	Philip Yost, K
2002	Philip Yost, K
2003	Philip Yost, K
2004	Kody Bliss, P
2005	John Vaughn, K
2006	Kody Bliss, P
2007	Matthew Motley, H
2008	Clinton Durst, P
2009	Wes Byrum, PK
2010	Wes Byrum, PK
2011	Chris Brooks, PK
2012	Steven Clark, P
2013	Ryan White, H
2014	Daniel Carlson, PK
2015	Daniel Carlson, PK
2016	Daniel Carlson, PK

## Bill Beckwith Crowd Estimate Award

Presented to the Media Representative Who Comes Closest to Guessing the Estimated Crowd at the A-Day spring game.

Year	Recipient, Outlet	Guess	Official
1993	Neil Sims, <i>Birmingham News</i>	31,250	31,000
1994	Todd Thompson, <i>Daily Mountain Eagle</i>	31,876	31,494
1995	David Storey, Press Box PA	31,495	31,495
1996	Phillip Marshall, <i>Huntsville Times</i>	25,320	25,129
1997	Steve Kirk, <i>Birmingham Post-Herald</i>	11,374	10,442
1998	Ted Miller, <i>Mobile Press-Register</i>	19,202	20,179
1999	Phillip Marshall, <i>Huntsville Times</i>	29,981	33,117
2000	Bruce McClellan, <i>Decatur Daily</i>	29,999	30,926
2001	Troy Johnson, <i>Columbus Ledger Enquirer</i>	24,738	25,016
2002	Neal McCready, <i>Mobile Press Register</i>	34,106	33,653
2003	Neal McCready, <i>Mobile Press Register</i>	38,000	38,016
2004	Brent Schrottenboer, <i>Mobile Press Register</i>	30,500	30,700
2005	Evan Woodbery, <i>Mobile Press Register</i>	34,971	35,006
2006	Jon Johnson, <i>Dothan Eagle</i>	9,999	9,023
2007	Charles Goldberg, <i>Birmingham News</i>	31,112	31,757
2008	Jay G. Tate, <i>Montgomery Advertiser</i>	34,598	35,000
2009	Bill Cameron, <i>Tiger Communications</i>	45,678	45,381
2010	N/A	-----	63,217
2011	Brian McAlister, <i>AL.com</i>	54,971	53,290
2012	Phillip Marshall, <i>Auburn Undercover</i>	43,196	43,427
2013	N/A	-----	83,401
2014	Stephen Atkinson, <i>Inside the Auburn Tigers</i>	71,126	70,645
2015	Greg Ostendorf, <i>ESPN.com</i>	62,500	62,143
2016	Chuck Furlow, <i>ESPN Radio The Drive</i>	46,000	45,743



# Spring Awards

## Most Improved Defensive Player

1977	Rodney Bellamy, tackle
1978	Charles Wood, end
1979	Ricky Westbrook, linebacker
1980	Ken Luke, safety

## Most Improved Offensive Player

1977	Jim Patton, split end
1978	Phillip Hall, center
1979	Claude Mathews, tackle
1980	Mike Edwards, split end

## Mike Neel Award - Hustle

1977	Rick Freeman, defense
	Jim Skuthan, offense
1978	Jerry Beasley, defense
	James Brooks, offense
1979	Charles Wood, defensive end
1980	Bob Harris, defensive back
1981	Scott Riley, defensive end
1982	David King, cornerback
1983	Rob Shuler, offensive tackle
1984	Jonathan Robinson, Kyle Collins
1985	Tommie Agee, fullback
1986	Kevin Porter, cornerback
1987	Stacy Searels, tackle
1988	Carlo Cheattom, safety
1989	Shayne Wasden, wide receiver
1990	Chad Muilenberg, fullback
1991	Juan Crum, offensive guard
1992	Fred Smith, cornerback
1993	Eric Reebals, linebacker
1994	Harold Morrow, fullback

## Most Improved Receiver

1981	Chris Woods
1982	Victor Beasley
1983	Clayton Beauford
1984	Lee Bean
1985	Craig Remington
1986	Scott Bolton
1987	Duke Donaldson
1988	Greg Taylor
1989	Dale Overton
1990	Victor Hall
1991	Lou Priestor
1992	Frank Sanders
1993	Sean Davidson
1994	Thomas Bailey
1995	Tyrone Goodson
1996	Karsten Bailey
1997	Reggie Worthy
1998	Clifton Robinson

## Most Improved Skill Player

1999	Lorenzo Diamond, TE
2000	Heath Evans, RB
2001	Brandon Johnson, FB
2002	Victor Horn, FB
2003	Ben Obomanu, WR
2004	Courtney Taylor, WR
2005	Carl Stewart, RB
2006	Courtney Taylor, WR
2007	Rodgeriqus Smith, WR
2008	Terrell Zachery, WR

## Pat Dye Leadership Award

1999	Marcus Washington
2000	Ben Leard (offense), Rob Pate (defense)
2001	Kendall Simmons (offense), Rashaud Walker (defense)
2002	Ben Nowland (offense) Dontarrious Thomas (defense)
2003	Jason Campbell (offense) Karlos Dansby (defense)
2004	Danny Lindsey (offense) Travis Williams (defense)
2005	Marcus McNeill (offense) Travis Williams (defense)
2006	Courtney Tylor (offense) Josh Thompson (defense)
2007	Cole Bennett (offense) Quentin Groves (defense)
2008	Jason Bosley (offense)

## Off-Season Conditioning Award

1998	Whit Smith
	Quinton Reese
2000	Alex Lincoln
2001	Dontarrious Thomas
2002	Junior Rosegreen
2003	Dontarrious Thomas
2004	Junior Rosegreen
2005	Cole Bennett
2006	Cole Bennett
2007	Danny Perry
2008	Antonio Coleman

## Most Improved Defensive End (OLB)

1981	Jeff Jackson
1982	John Dailey
1983	Kevin Greene
1984	Gerald Robinson
1985	Neal Vinson
1986	Brian Smith
1987	Craig Ogletree
1988	Reggie Barlow
1989	Clarence Morton
1990	Bennie Pierce
1991	Alonzo Etheridge
1992	Jason Merchant
1993	Willie Whitehead
1994	Bobby Daffin
1995	Andre Miller
1996	Marcellus Mostella
1997	Quinton Reese
1998	Marcus Washington

## Most Improved Offensive Lineman

1981	Bob Hix
1982	Tracy Turner
1983	Ben Tamburello
1984	Randy Stokes
1985	Stacy Dunn
1986	Steve Wilson
1987	Anthony Brown
1988	Rob Selby
1989	Mark Rose
1990	Tim Tillman
1991	Anthony Redmon
1992	Shannon Roubique
1993	Brian Osborn
1994	John Franklin

1995	James Kiger
1996	James Kiger
1997	Karl Lavine
1998	Colin Sears
1999	Jeno James
2000	Ben Nowland
2001	Mark Pera
2002	Danny Lindsey
2003	Jonathan Palmer
2004	Ben Grubbs
2005	Tim Duckworth
2006	Antwoin Daniels
2007	Andrew McCain
2008	Byrom Isom

## Most Improved Defensive Lineman

1981	Donnie Humphrey
1982	Doug Smith
1983	Harold Hallman
1984	Alex Dudchock
1985	Tracy Rocker
1986	Ron Stallworth
1987	Rob Selby
1988	David Rocker
1989	Richard Shea
1990	Walter Tate
1991	Chuckie Johnson
1992	Randy Hart
1993	Mike Pelton
1994	Ramon Luster
1995	Karl Lavine
1996	Jimmy Brumbaugh
1997	Leonardo Carson
1998	Charles Dorsey
1999	Derek Magwood
2000	Josh Weldon
2001	Reggie Torbor
2002	Wayne Dickens
2003	Bret Eddins
2004	Josh Thompson
2005	Quentin Groves
2006	Josh Thompson
2007	Mike Blanc
2008	Michael Goggans

## Most Improved Running Back

1981	Lionel James
1982	Willie Howell
1983	Tommie Agee
1984	Demetrius Threatt
1985	Curtis Stewart
1986	Vincent Harris
1987	Reggie Ware
1988	Alex Strong
1989	Teapot Brown
1990	John Stewart
1991	Darrell Williams
1992	Alex Smith
1993	Harold Morrow
1994	Stephen Davis
1995	Kevin McLeod
1996	Eric Hines-Tucker
1997	Markeith Cooper
1998	Cencade Pennington

# Spring Awards

## Most Improved Linebacker

1981	Ronny Bellew
1982	Beau Brown
1983	Pat Thomas
1984	Jim Bone
1985	Russ Carreker
1986	Russ Carreker
1987	Edward Phillips
1988	Wayne Bylsma
1989	Darrel Crawford
1990	Karekin Cunningham
1991	Mike Pelton
1992	Anthony Harris
1993	Toby Anderson
1994	Derrick Robinson
1995	Anthony Harris
1996	Ricky Neal
1997	Terrance Crowder
1998	James Callier
1999	Kenny Kelly
2000	James Callier
2001	Mark Brown
2002	Mark Brown
2003	Travis Williams
2004	Kevin Sears
2005	Eric Brock
2006	Jonathan Willhite
2007	Patrick Lee **
2008	Chris Evans

\*\* Awarded as Most Improved Linebacker/  
Defensive back

## Eddie Welch Attitude & Effort Award

1987	Mark Rose, OL
1988	Craig Ogletree, OLB
1989	Rob Selby, OT
1990	Chris Jones, DB
1991	Matt Land, DB
1992	Torris Babbs, TE
1993	James Bostic, TB
1994	Harold Morrow, FB
1995	Jamie Williams, DB
1996	Fred Beasley, RB
1997	Jeno James, OT
1998	Jeno James, OT
1999	Jimmy Brumbaugh, DT
2000	Ronney Daniels, WR and Alex Lincoln, LB
2001	Mike Pucillo, OL and James Callier, DE
2002	Carnell Williams, RB and Dexter Murphy, DT
2003	Brandon Johnson, FB and Reggie Torbor, DE
2004	Tre Smith, RB and Bret Eddins, DE
2005	Joe Cope, C and Josh Thompson, DL
2006	Cole Bennett, TE Josh Thompson, DL
2007	Jason Bosley, OL Josh Thompson, DL
2008	Tommy Trott, TE Sen'Derrick Marks, DT

## Most Improved Tight End

1983	Jeff Parks
1984	Ron Middleton
1985	Lee Marke Sellers
1987	Walter Reeves
1988	Lee Marke Sellers
1989	Victor Hall
1990	Jess Simpson
1991	Fred Baxter
1992	Shawn Malone
1993	Matt DeValk
1994	Jessie McCovery
1995	Jessie McCovery
1996	Jessie McCovery
1997	Tyrone Dillard
1998	Brad Bourne

## Most Improved Quarterback

1981	Randy Campbell
1982	Mike Mann
1983	Pat Washington
1984	Jeff Burger
1985	Bobby Walden
1986	Jeff Burger
1987	Reggie Slack
1988	Reggie Slack
1989	Frank McIntosh
1990	Richard Hanna
1991	Corey Lewis
1992	Patrick Nix
1993	Patrick Nix
1994	Dameyune Craig
1995	Jon Cooley
1996	Jon Cooley
1997	Ben Leard
1998	Ben Leard

## Most Improved Defensive Back

1981	Tim Drinkard
1982	Dennis Collier
1983	Vic Beasley
1984	Arthur Johnson
1985	Chip Powell
1986	Shan Morris
1987	Perry Reed
1988	Carlo Cheatton
1989	Corey Barlow
1990	Alex Thomas
1991	Fred Smith
1992	Chris Shelling
1993	Kelsey Crook
1994	Darryl Riggins
1995	Charles Rose
1996	Marlon Taylor
1997	Antwoine Nolan
1998	Adlai Trone
2007	Patrick Lee **
2008	Walter McFadden

\*\* Awarded as Most Improved Linebacker/  
Defensive back

## Most Valuable Offensive Player

1981	Edward West, TE
1982	Ron O'Neal, FB
1983	Randy Campbell, QB
1984	Jeff Parks, TE
1985	Ron Middleton, TE
1986	Tommie Agee, FB

1987	Jeff Burger, QB
1988	Reggie Slack, QB
1989	Reggie Slack, QB
1990	Rob Selby, OT
1991	Stan White, QB
1992	Alex Smith, TB
1993	Shannon Roubique, C
1994	Shannon Roubique, C
1995	Shannon Roubique, C
1996	Dameyone Craig, QB
1997	Rusty Williams, RB Markeith Cooper, RB
1998	Karsten Bailey, WR

## Most Valuable Defensive Player

1981	Edmund Nelson, DT
1982	Gregg Carr, LB
1983	Ben Thomas, DT
1984	David King, CB
1985	Gerald Williams, DT
1986	Shan Morris, SS
1987	Benji Roland, NG
1988	Quentin Riggins, ILB
1989	Craig Ogletree, OLB
1990	Lamar Rogers, DT
1991	Corey Barlow, DB
1992	Fred Smith, DB
1993	Fred Smith, CB
1994	Anthony Harris, LB
1995	Anthony Harris, LB
1996	Takeo Spikes, LB
1997	Leonardo Carson, DE
1998	Ryan Taylor, LB

## Most Improved Specialist

1981	Al Del Greco
1982	Lewis Colbert
1983	Fred Murphy
1984	Robert McGinty
1985	John Ellis
1986	Chris Johnson
1987	Chris Dickinson
1988	Chris Dickinson
1989	Richie Nell
1991	James Reid
1992	Tony Amason
1993	Brian Brinsfield
1994	Matt Hawkins
1995	Kevin Gentle
1997	Robert Bironas
1998	Jeremy Zills

## Big Hit Award

1981	Greg Tutt, DB
1982	Bob Harris, SS
1983	David King, CB
1984	Tom Powell, FS
1985	Arthur Johnson, CB
1986	Joe Foreman, LB
1987	Greg Staples, SS
1988	Roy Hunter, S
1989	Stacy Danley, TB
1990	John Wiley, DB
1991	Tim Cromartie, DT
1992	Otis Mounds, DB
1993	Chris Shelling, DB
1994	Fred Smith, DB
1995	Liron Thomas, DB
1998	Ryan Taylor, LB

# Season Awards

---

## Team Most Valuable Player

2009 Ben Tate, RB  
2010 Cam Newton, QB  
2011 Philip Lutzenkirchen, TE

## Offensive Most Valuable Player

2009 Ben Tate, RB  
2010 Cam Newton, QB  
2011 Emory Blake, WR

## Defensive Most Valuable Player

2009 Antonio Coleman, DE  
Craig Stevens, LB  
2010 Nick Fairley, DT  
2011 Neiko Thorpe, DB

## Special Teams Most Valuable Player

2009 Wes Byrum, PK  
2010 Wes Byrum, PK  
2011 Steven Clark, P

## Outstanding Newcomer

2009 Daren Bates, DB  
2010 Brandon Mosley, OT  
2011 Reese Dismukes, C  
Jermaine Whitehead, DB

## Strength & Conditioning MVP

2009 Ryan Pugh, C  
Terrell Zachery, WR  
2010 Craig Sanders, DE  
Aairon Savage, DB  
2011 Jared Cooper, OL  
Corey Grant, RB

## Offensive Scout Team MVP

2009 Clint Moseley, QB  
2010 Bobby Ingalls, OL  
2011 Corey Grant, RB

## Defensive Scout Team MVP

2009 Jamar Travis, DL  
2010 Ashton Richardson, LB  
2011 Daniel Pond, DB

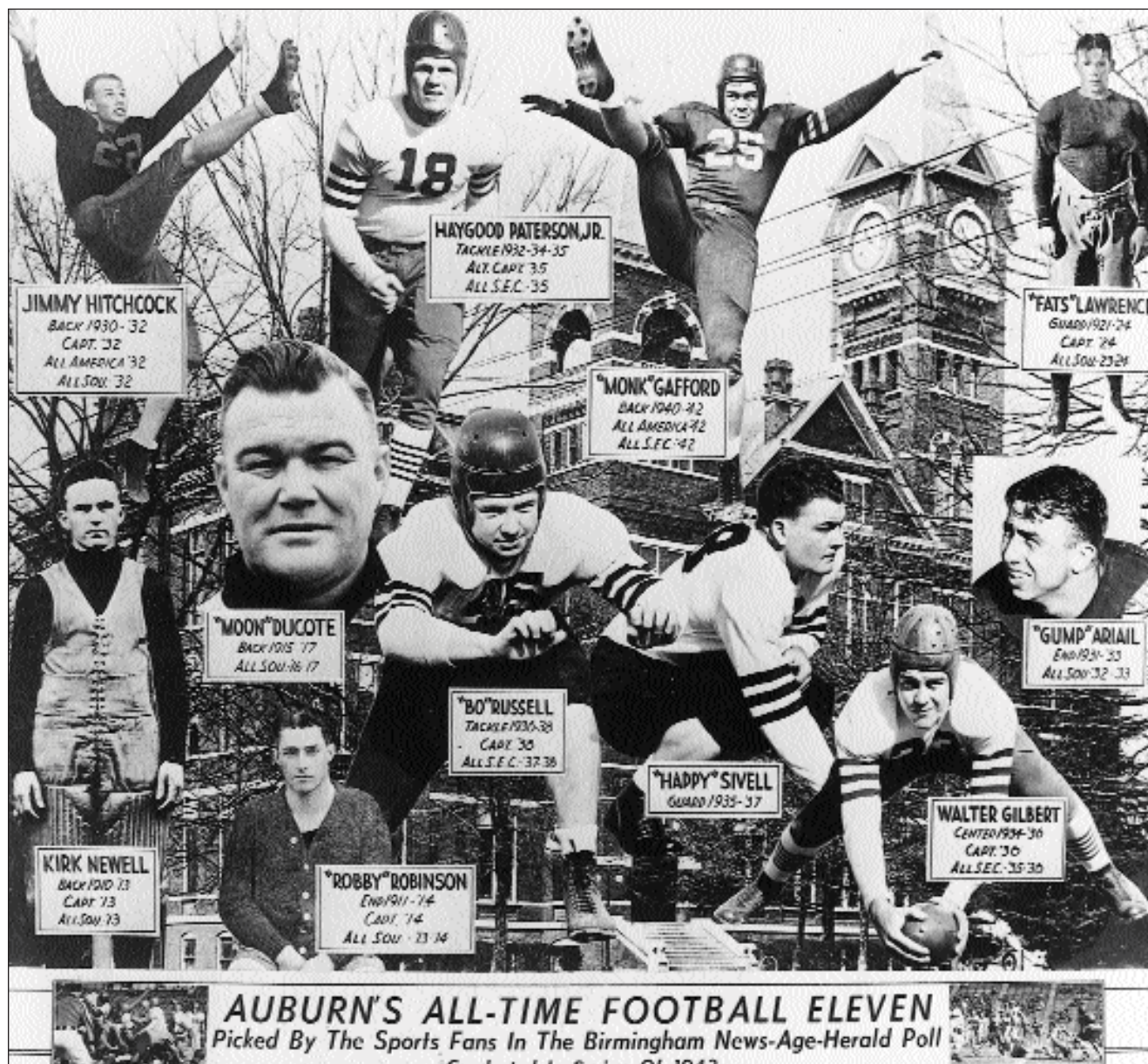
## Academic Eye of the Tiger

2009 Walter McFadden, DB  
2010 Onterio McCalebb, RB  
2011 Eltoro Freeman, LB

# All-Time Teams

There have been two “all-time” teams selected in Auburn’s 100-year football history, the “All-Time Team” selected by readers of *The Birmingham News* and *Birmingham Age-Herald* in 1943, and the “Team of the Century” selected by vote of the fans in 1992, the centennial year of Auburn Football.

Since it is impossible for players of earlier generations to receive fair consideration in popular voting by fans of another generation, and since the game of football has changed from a game where one player played both offense and defense to a game where players specialize in offense or defense, both teams are considered official and both are regarded as “Auburn’s All-Time Teams.”



## The All-Time Team (1892-1943)

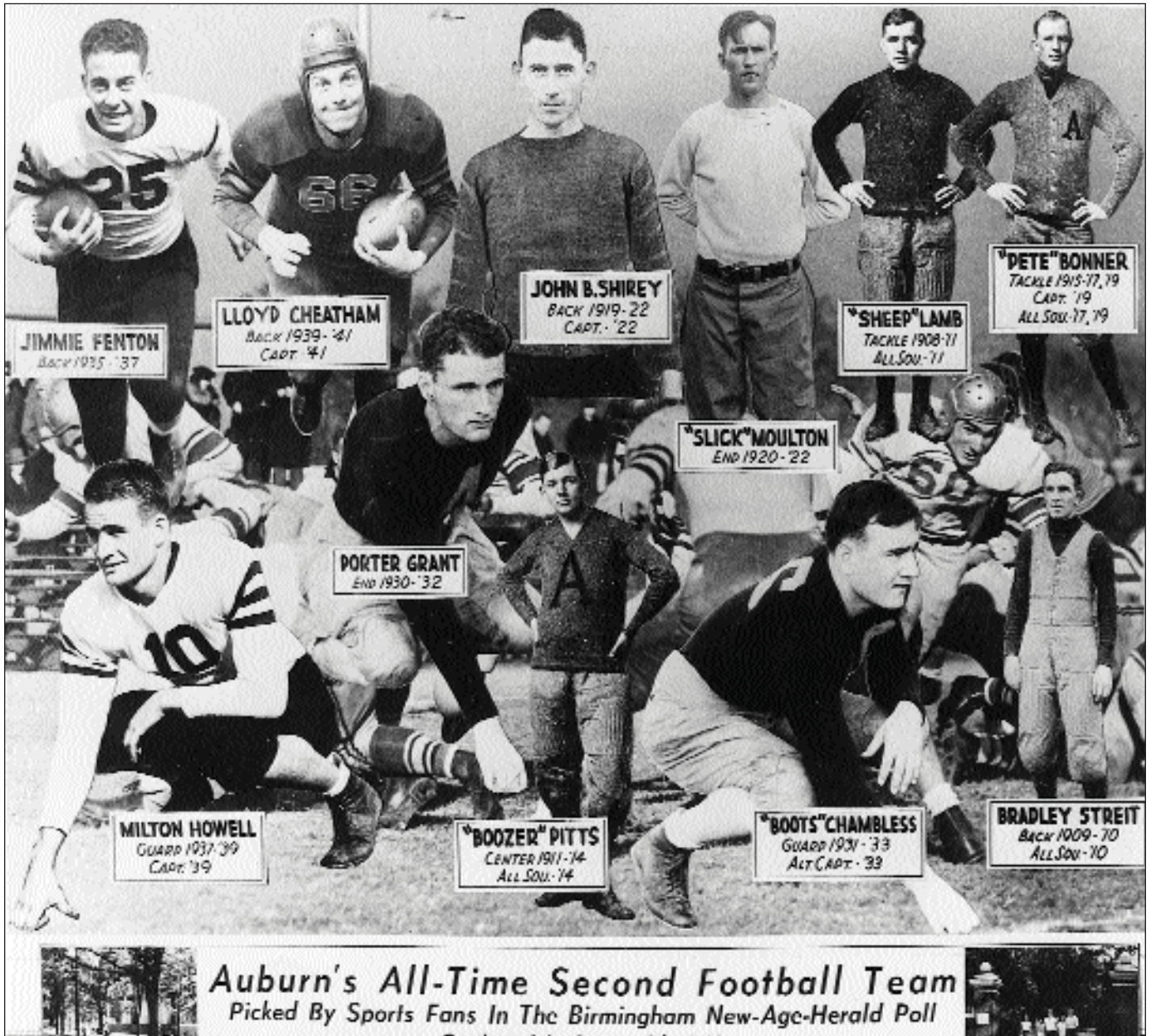
(Selected in 1943 by Readers of *The Birmingham News* and *Birmingham Age-Herald*)

### First Team

Ends..... “Gump” Arial, 1931-33  
 “Robby” Robinson, 1911-14  
 Tackles ..... Haygood Patterson, Jr., 1932, 34-35  
 “Bo” Russell, 1936-38  
 Guards..... “Fats” Lawrence, 1921-24

“Happy” Sivell, 1935-37  
 Center..... Walter Gilbert, 1934-36  
 Backs ..... “Moon” Ducote, 1915-17  
 “Monk” Gafford, 1940-42  
 Jimmy Hitchcock, 1930-32  
 Kirk Newell, 1910-13

# All-Time Teams



## The All-Time Team (1892-1943)


(Selected in 1943 by Readers of *The Birmingham News* and *Birmingham Age-Herald*)

### Second Team

Ends.....Porter Grant, 1930-32  
 "Slick" Moulton, 1920-22  
 Tackles....."Pete" Bonner, 1915-17, 19  
 "Sheep" Lamb, 1908-11  
 Guards....."Boots" Chambless, 1931-33  
 Milton Howell, 1937-39

Center....."Boozer" Pitts, 1911-14  
 Backs.....Lloyd Cheatham, 1939-41  
 Jimmie Fenton, 1935-37  
 John B. Shirey, 1919-22  
 Bradley "Bill" Streit, 1909-10

# Team of the Century



## Team of the Century


(Selected by vote of the fans in 1992)

### Offense

Wide Receivers ..... Terry Beasley, 1969-71  
 Lawyer Tillman, 1985-88  
 Offensive Line..... Walter Gilbert, 1934-36  
 Ed King, 1988-90  
 Ken Rice, 1958-60  
 Ben Tamburello, 1983-86  
 Steve Wallace, 1982-85

Quarterback ..... Pat Sullivan, 1969-71  
 Running Backs..... James Brooks, 1977-80  
 Joe Cribbs, 1976-79  
 Bo Jackson, 1982-85  
 Kicker..... Al Del Greco, 1980-83

# Team of the Century



## Team of the Century

(Selected by vote of the fans in 1992)

### Defense

- Ends..... Aundray Bruce, 1984-87  
Jimmy "Red" Phillips, 1955-57
- Defensive Line ..... Donnie Humphrey, 1979-83  
Tracy Rocker, 1985-88  
Roger Duane "Zeke" Smith, 1957-59
- Linebackers ..... Jackie Burkett, 1957-59  
Gregg Carr, 1981-84  
Mike Kolen, 1967-69

- Defensive Backs..... Tucker Fredrickson, 1962-64  
Mike Fuller, 1972-74  
Kevin Porter, 1984-87
- Punter..... Lewis Colbert, 1982-85
- Player of the Century..... Tucker Fredrickson
- Coach of the Century ..... Ralph "Shug" Jordan, Auburn '32  
Head Football Coach, 1951-75

# Team of the Decades

## Team of the Sixties

(Selected by readers of the *Birmingham Post-Herald*)

### Offense

Ends..... Tim Christian, Freddie Hyatt  
Tackles ..... Dave Hill, Ken Rice  
Guards..... Andy Gross, Bill Van Dyke  
Center..... Forrest Blue  
Quarterback ..... Jimmy Sidle  
Running Backs..... Ed Dyas, Connie Frederick,  
Tucker Frederickson  
Kicker..... John "Rat" Riley

### Defense

Ends..... Dave Edwards, Howard Simpson  
Tackles ..... David Campbell, Chuck Hurston  
Linebackers ..... Bill Cody, Mike Kolen, John McGeever  
Gusty Yearout  
Backs ..... Bobby Hunt, Buddy McClinton  
George Rose  
Punter..... Jon Kilgore

## Team of the Seventies

(Selected by readers of the *Birmingham Post-Herald*)

### Offense

Wide Receivers ..... Terry Beasley, Dick Schmalz  
Linemen ..... Mac Lorendo, Lynn Johnson  
Dave Ostrowski, Danny Speigner  
Center..... Lee Gross  
Quarterback ..... Pat Sullivan  
Running Backs..... James Brooks, Joe Cribbs  
Terry Henley  
Kicker..... Gardner Jett

Ends..... "Knock'em Down" Bob Brown  
Danny Sanspree  
Linemen ..... Frank Warren, Benny Sivley  
Linebackers ..... Ken Bernich, Mike Neel, Freddie Smith  
Tommy Yearout  
Backs ..... Mike Fuller  
David Langner  
Larry Willingham  
Punter..... David Beverly

### Defense

## Team of the Eighties

(Selected by readers of the *Birmingham Post-Herald*)

### Offense

Wide Receiver..... Lawyer Tillman  
End ..... Walter Reeves  
Tackles ..... Stacy Searels, Steve Wallace  
Guards..... David Jordan, Ed King  
Center..... Ben Tamburello  
Quarterback ..... Reggie Slack  
Running Backs..... James Brooks, Brent Fullwood  
Bo Jackson  
Kicker..... Al Del Greco

### Defense

Linemen..... Donnie Humphrey, Tracy Roker  
Benji Roland  
Linebackers ..... Aundray Bruce, Gregg Carr, Kurt Crain  
Quentin Riggins  
Backs ..... Carlo Cheattom, David King, Kevin Porter  
Tom Powell  
Punter..... Lewis Colbert

## Team of the Nineties

(Selected by readers of the *Birmingham Post-Herald*)

### Offense

Wide Receivers ..... Frank Sanders, Karsten Bailey  
Offensive Line..... Jeno James, Victor Riley, Willie Anderson,  
Wayne Gandy  
Center..... Shannon Roubique  
Quarterback ..... Stan White  
Running Back ..... Stephen Davis  
Fullback ..... Tony Richardson  
Kicker..... Jaret Holmes

### Defense

Linemen..... Marcellus Mostella, Willie Whitehead,  
David Roker, Leonardo Carson  
Linebackers ..... Takeo Spikes, Anthony Harris,  
James Willis  
Backs ..... Chris Shelling, Corey Barlow, Brian  
Robinson, Brad Ware  
Punter..... Terry Daniel  
Kick Returner..... Thomas Bailey



# Team of the Decades

---

## Team of the 2000s

(Selected by fans on AuburnTigers.com)

### Offense

Wide Receivers ..... Ben Obomanu, Courtney Taylor  
Offensive Line..... Marcus McNeill, Ben Grubbs, Monreko  
..... Crittenden, Kendall Simmons  
Center..... Danny Lindsey  
Quarterback ..... Jason Campbell  
Running Back ..... Ronnie Brown, Carnell Williams  
Tight End..... Cooper Wallace  
Kicker..... John Vaughn

### Defense

Linemen..... Quentin Groves, Sen'Derrick Marks,  
..... DeMarco McNeil, Antonio Coleman  
Linebackers ..... Karlos Dansby, Dontarrious Thomas,  
..... Travis Williams  
Backs ..... Carlos Rogers, Jerraud Powers, Will Herring,  
..... Junior Rosegreen  
Punter..... Kody Bliss  
Kick Returner..... Tristan Davis




# SEC Championship Game History

#3 **TENNESSEE**  
#11 **AUBURN**

**30**  
**29**

December 6, 1997  
Georgia Dome (74,896) • Atlanta, Ga.



Marcus Nash's 73-yard catch and run in the fourth quarter provided the winning points as Tennessee defeated Auburn, 30-29, in the 1997 SEC Championship Game. Peyton Manning's scoring pass to Nash capped a 13-point Vol comeback.

Tennessee jumped out to an early lead when Manning hit Peerless Price on a 40-yard score on the first drive of the game. But Auburn took advantage of Vol miscues to score on a pair of Jaret Holmes field goals, a 24-yard Brad Ware fumble recovery and a 51-yard Dameyune Craig-to-Tyrone Goodson pass. The Tigers led 20-10 heading into the intermission.

The two teams exchanged touchdowns early in the third quarter before Manning hit Price for another score, this one from 46 yards out, late in the third. However, Auburn's Charles Dorsey blocked the PAT, which was returned by Quinton Reese for a 29-23 Tiger lead.

Auburn enjoyed that lead until Nash caught a five-yard pass from Manning, dodged a tackle and raced 73 yards up the sideline for the game-winning score.

The Tigers' last legitimate scoring chance ended when Karsten Bailey fumbled a reception at the Vol 40.

#### SCORING SUMMARY

Tennessee.....	7	3	13	7	—	30
Auburn.....	13	7	9	0	—	29

UT—Price 40 pass from Manning (Hall kick), 12:41, 1st  
AU—Holmes 30 FG, 10:25, 1st  
AU—Ware 24 fumble return (Holmes kick), 5:36, 1st  
AU—Holmes 48 FG, 1:27, 1st  
AU—Goodson 51 pass from Craig (Holmes kick), 14:12, 2nd  
UT—Hall 27 FG, 7:46, 2nd  
UT—Copeland 5 pass from Manning (Hall kick), 11:56, 3rd  
AU—Beasley 24 pass from Craig (Holmes kick), 6:14, 3rd  
UT—Price 46 pass from Manning (Hall kick), 1:06, 3rd  
AU—Reese PAT return, 1:06, 3rd  
UT—Nash 73 pass from Manning (Hall kick), 11:14, 4th

#### TEAM STATISTICS

	UT	AU
First Downs	22	9
Rushing-Yards	36-129	21(-)-15
Passing Yards	373	262
Passing (C-A-I)	25-43-2	14-34-0
Total Offense	373	262
Punts-Avg.	5-36.2	10-43.8
Fumbles/Lost	6/4	5/1
Penalty-Yards	9-49	12-78
3rd Down Conv.	9-of-17	1-of-13
Time of Possession	35:43	24:17

#### INDIVIDUAL STATISTICS

RUSHING: (UT) Lewis 31-127, Manning 4-2, Bryson 1-0; (AU) R.Williams 6-8, Carter 2-3, Beasley 5(-)-9, Craig 8(-)-17.

PASSING: (UT) Manning 25-43-2-373 4 TD; (AU) Craig 14-34-0-262 2 TD.

RECEIVING: (UT) Nash 9-126 1 TD, Price 8-161 2 TD, Copeland 4-36 1 TD, Lewis 3-45, Edmonds 1-5; (AU) Poor 3-98, Beasley 3-56 1 TD, Goodson 2-60 1 TD, Bailey 2-16, Dillard 1-13, McLeod 1-13, Lowe 1-4, Cooper 1-2.

#7 **FLORIDA**  
#17 **AUBURN**

**28**  
**6**

December 2, 2000  
Georgia Dome (73,427) • Atlanta, Ga.



Turnovers plagued the 17th-ranked Tigers in their rematch against the 7th-ranked Florida Gators in the 2000 SEC Championship Game in Atlanta.

Florida scored touchdowns off three Auburn turnovers in the first half to come away with a 28-6 victory.

On the first play of the game, Auburn quarterback Ben Leard hit Reggie Worthy for a 10-yard gain, but the ball was knocked loose and the Gators recovered at the Auburn 41-yard line.

Five plays later, Florida quarterback Rex Grossman connected with Reche Caldwell on a 10-yard scoring pass to give the Gators a 7-0 lead less than two minutes into the game.

After an exchange of punts, Auburn took over at its 31-yard line and went on its first march into Florida territory. Leard hooked up with Ronney Daniels twice for 17 yards and hit Rudi Johnson for an 11 yard gain to move the Tigers to the Florida 22-yard line.

But the drive ended when Leard's pass for Daniels was intercepted at the seven-yard line.

The Gators wasted little time in converting on the turnover. Grossman again found Caldwell, this time for a 66-yard scoring strike to give Florida a 14-0 advantage.

Auburn again marched into Florida territory. But, Florida recovered a fumble at its 11-yard line to end the Auburn scoring threat.

Grossman then marched the Gators 97 yards in eight plays, capped off by a 27-yard touchdown reception by Jabar Gaffney, for a 21-0 lead.

With :35 seconds remaining in the first half, the Tigers got their first break of the game. Rodney Crayton intercepted a Grossman pass to set up the Tigers' first score.

Damon Duval connected on a 44-yard field goal to cut the margin to 21-3 at halftime.

In the second half, Florida turned to the running attack to protect its lead as the Gators had 116 yards on the ground in the half.

Auburn could manage only a 21-yard field goal by Duval as the Gators came away with a 28-6 win.

#### SCORING SUMMARY

Auburn.....	0	3	3	0	—	6
Florida.....	14	7	7	0	—	28

UF—Caldwell 10 pass from Grossman (Chandler kick) 13:09, 1st  
UF—Caldwell 66 pass from Grossman (Chandler kick) 2:42, 1st  
UF—Gaffney 27 pass from Grossman (Chandler kick) 8:19, 2nd  
AU—Duval 44 field goal 0:00, 2nd  
AU—Duval 21 field goal 9:43, 3rd  
UF—Haugabrook 12 pass from Grossman (Chandler kick) 5:17, 3rd

#### TEAM STATISTICS

	AU	UF
First Downs	19	20
Rushes-Yards	28-120	35-191
Passing Yards	208	238
Passing (C-A-I)	23-43-2	17-26-1
Total Offense	71-328	61-429
Punts-Avg.	5-41.2	4-44.5
Fumbles/Lost	3-2	4-2
Penalties -Yards	5-19	8-61
3rd Down Conv.	8-of-17	7-of-12
Time of Possession	31:49	28:11

#### INDIVIDUAL STATISTICS

RUSHING: (AU) Evans 8-69; Johnson 17-47; Carter 1-9; Leard 1(-)-2; Klein 1(-)-3; (UF) Graham 19-171; Gillespie 11-45; Grossman 5(-)-23;

PASSING: (AU) Leard 17-30-1, 158; Klein 6-13-1, 50; (UF) Grossman 14-26-1, 238.

RECEIVING: (AU) Evans 4-45; Diamond 4-42; Green 3-25; Robinson 3-24; Daniels 3-22; Ru. Johnson 2-21; Worthy 1-10; Willis 1-10; Carter 1-6; McIntyre 1-3; (UF) Gaffney 5-84; Caldwell 3-91; Gillespie 3-19; Walker 2-27; Haugabrook 2-10; Frazier 1-9; Graham 1(-)-2.

# SEC Championship Game History

**#3 AUBURN** 38  
**#15 TENNESSEE** 28

December 4, 2004

Georgia Dome (74,892) • Atlanta, Ga.



Jason Campbell passed for 374 yards and three touchdowns as No. 3 Auburn defeated 15th-ranked Tennessee, 38-28, to earn its first Southeastern Conference Championship since 1989.

Campbell completed 27-of-35 passes and also ran for 57 yards on 13 carries. He ended the game with 431 offensive yards -- the second best in Auburn history -- en route to

being named the 2004 game's Most Valuable Player.

Auburn, meanwhile, went 12-0 for the first time in school history. The Tigers defeated Tennessee for the second time during the season and third meeting in a row. The Tigers had not defeated the Volunteers in three straight games since 1982-84.

Auburn started off the scoring early, capitalizing on a Carnell Williams fumble into the end zone as Cole Bennett jumped on the ball, and the Tigers had a 7-0 lead less than two minutes into the game.

Williams got his score five minutes later, taking the ball into the end zone for a 5-yard rush. The score marked Williams' 13th this season and extended his scoring streak to nine games, a school record.

Tennessee's Cedric Houston scored on a rush with no time left in the first, but Courtney Taylor, who led all players with 111 yards on six catches, scored on a 4-yard pass from Campbell with 9:15 to play in the second.

Robert Meachem and Gerald Riggs combined for the next 14 points early in the third quarter, giving Tennessee a tie with the Tigers. Yet Devin Aromashodu's 53-yard touchdown reception from Campbell with 3:45 to play in the third gave Auburn a cushion, one that was expanded to 10 points with a John Vaughn 22-yard field goal to start the fourth quarter.

A Tennessee touchdown less than two minutes later pulled the Volunteers to within three, but Ben Obomanu ensured Auburn's SEC Championship with a 43-yard touchdown pass from Campbell with 6:56 to play.

Travis Williams led Auburn with eight tackles, including one for loss, while Carlos Rogers was credited with two pass breakups.

**#2 AUBURN** 56  
**#18 SOUTH CAROLINA** 17

December 4, 2010

Georgia Dome (75,802) • Atlanta, Ga.



Auburn out-scored South Carolina 28-3 in the second half of the 2010 Southeastern Conference Championship Game, capping off a 56-17 victory over the Gamecocks, giving the Tigers their seventh SEC title and a trip to the Tostitos BCS National Championship Game.

Auburn's 56 points set a SEC Championship Game record, as well as its 39-point

margin of victory. Quarterback Cam Newton, who was named the game's MVP, tied the SEC Championship Game record for touchdown responsibility with six (four passing, two rushing).

Along with his six touchdowns, Newton posted a 17-of-28 passing night for 335 yards and 73 rushing yards in his MVP performance.

Newton's first touchdown came on the fourth play of the game as he found Onterio McCalebb in the flat for a 12-yard touchdown pass. After a South Carolina score, Auburn again took the lead, 14-7, on a 5-yard Newton run. The Tigers then took a 21-7 first-quarter lead as Newton found Darvin Adams for a 54-yard touchdown pass down the right sideline.

Receiving the ball with 2:02 left in the half, the Gamecocks moved 80 yards down the field in 1:46, setting up a 1-yard TD pass to Alshon Jeffery. Taking over with only 16 seconds left in the half, Auburn squashed whatever momentum South Carolina had as Newton heaved a hail Mary pass 51 yards down the field where it was caught by Adams after being tipped by a South Carolina player. Adams finished the game with a championship game-record 217 yards on seven catches.

Opening the second half with a firm 28-14 lead, Auburn continued to roll, scoring 21 straight points. Newton scored first on a 1-yard run on Auburn's first possession. The Tigers scored again just 33 seconds later as T'Sharvan Bell intercepted a Garcia pass, returning it 10 yards for a touchdown and a 42-14 lead. Auburn opened the fourth quarter with another score as Newton hit Emory Blake on a 7-yard touchdown pass.

USC got its lone second-half score with 7:48 left in the game on a 33-yard Spencer Lanning field goal. With the backups in, the Tigers capped the 56-17 win with 2:22 left in the game as senior Mario Fannin ran in from six yards out for a TD.

## SCORING SUMMARY

Auburn.....	14	7	7	10	—	38
Tennessee.....	7	0	14	7	—	28

AU—Bennett 0 fumble recovery (Vaughn kick), 13:24, 1st  
 AU—C. Williams 5 run (Vaughn kick), 8:35, 1st  
 UT—Houston 2 run (Wilhoit kick), 0:00, 1st  
 AU—Taylor 4 pass from Campbell (Vaughn kick), 9:15, 2nd  
 UT—Meachem 17 pass from Clausen (Wilhoit kick), 9:39, 3rd  
 UT—Riggs 80 run (Wilhoit kick), 6:05, 3rd  
 AU—Aromashodu 53 pass from Campbell (Vaughn kick), 3:45, 3rd  
 AU—Vaughn 22 field goal, 11:46, 4th  
 UT—Riggs 9 run (Wilhoit kick), 10:07, 4th  
 AU—Obomanu 43 pass from Campbell (Vaughn kick), 6:56, 4th

## TEAM STATISTICS

	AU	UT
First Downs	31	9
Rushes-Yards	49-185	24-228
Passing Yards	374	69
Comp-Att-Int	27-35-1	8-20-0
Total Yards	85-559	44-297
Punts-Avg.	2-29.5	6-40.5
Fumbles/Lost	3/1	0/0
Penalties-Yards	4-20	12-95
3rd Down Conv.	8-of-14	2-of-9
Time of Possession	39:31	20:29

## INDIVIDUAL STATISTICS

RUSHING: (AU) C. Williams 19-100 (TD), J. Campbell 13-57, Brown 16-50, Bliss 1-(-22), Bennett 0-0 (TD); (UT) Riggs 11-182 (2TD), Houston 11-37 (TD), Anderson 1-11, Team 1-(-2).  
 PASSING: (AU) J. Campbell 27-35-1, 374, (3TD); (UT) Clausen 8-20-0, 69 (TD).  
 RECEIVING: (AU) Taylor 6-111 (TD), Obomanu 6-93 (TD), Brown 6-55, Wallace 3-31, Aromashodu 2-58 (TD), C. Williams 2-11, Daniels 1-9, Mix 1-6; (UT) Brown 3-28, Anderson 2-11, Meachem 1-17 (TD), Houston 1-8, Smith 1-5.

## SCORING SUMMARY

Auburn.....	21	7	14	14	—	56
South Carolina.....	7	7	0	3	—	17

AU - McCalebb 12 yd pass from Newton (Byrum kick), 13:20, 1st  
 SC - DiMarco 25 yd pass from Garcia (Lanning kick), 9:53, 1st  
 AU - Newton 5 yd run (Byrum kick), 5:31, 1st  
 AU - Adams 54 yd pass from Newton (Byrum kick), 2:09, 1st  
 SC - Jeffery 1 yd pass from Garcia (Lanning kick), 0:16, 2nd  
 AU - Adams 51 yd pass from Newton (Byrum kick), 0:00, 2nd  
 AU - Newton 1 yd run (Byrum kick), 7:56, 3rd  
 AU - Bell 10 yd interception return (Byrum kick), 7:23, 3rd  
 AU - Blake 7 yd pass from Newton (Byrum kick), 11:14, 4th  
 SC - Lanning 33 yd field goal, 7:48, 4th  
 AU - Fannin 6 yd run (Byrum kick), 2:22, 4th

## TEAM STATISTICS

	AU	SC
First Downs	28	20
Rushes-Yards	42-238	30-156
Passing Yards	351	193
Comp-Att-Int	18-29-0	20-33-2
Total Plays-Yards	71-589	63-349
Punts-Avg.	1-36.0	3-50.0
Fumbles/Lost	1/1	0/0
Penalties-Yards	4-44	4-41
3rd Down Conv.	9-of-12	5-of-12
Time of Possession	31:01	28:59

## INDIVIDUAL STATISTICS

RUSHING: (AU) Newton 14-73 (2TD); Dyer 14-64; Trotter 2-37; McCalebb 3-30; Fannin 6-28 (TD); Burns 2-3; Zachery 1-3. (SC) Lattimore 16-84; Shaw 6-49; Garcia 7-18; Maddox 1-5.  
 PASSING: (AU) Newton 17-28-0-335 (4TD); Trotter 1-1-0-16. (SC) Garcia 16-28-2-170 (2TD); Shaw 4-5-0-23.  
 RECEIVING: (AU) Adams 7-217 (2TD); Blake 5-63 (TD); Smith 2-23; Lutzenkirchen 1-18; Winter 1-16; McCalebb 1-12 (TD); Zachery 1-2. (SC) Jeffery 4-36 (TD); Lattimore 3-36; Gurley 3-32; Moore 3-30; Sanders 3-9; DiMarco 2-38 (TD); Triglia 1-9; Miles 1-3.

# SEC Championship Game History

#5 MISSOURI 42  
#3 AUBURN 59

December 7, 2013

Georgia Dome (75,632) • Atlanta, Ga.



Tre Mason struck a pose — a Heisman Trophy pose.

Looks like the Auburn Tigers running back will get a shot at something he wants even more.

A national title.

Mason rushed for 304 yards and four touchdowns, leading No. 3 Auburn to a wild 59-42 victory over No. 5 Missouri in a Southeastern Conference title showdown Saturday that resembled a video game.

Auburn (12-1) took care of business, then got the help it needed to claim a spot in the BCS championship. No. 2 Ohio State lost to Michigan State 34-24 in the Big Ten title game, which likely pushes the Tigers up to face top-ranked Florida State in Pasadena. The Seminoles routed Duke 45-7 in the Atlantic Coast Conference championship.

Missouri (11-2) should be in the mix for a New Year's Day bowl, with the Capital One, Cotton and Outback games among the possible destinations.

But Auburn was the big winner on this day. The official announcement won't come until Sunday night, but there appears to be no other outcome than Auburn-Florida State for No. 1.

Auburn is certainly playing its best offensively. The Tigers set an SEC championship record with 677 yards, including 545 on the ground.

Mason had scoring runs of 7, 3 and 1 yards before bursting up the middle on a 13-yard TD that clinched the victory with 4:22 remaining. He carried the ball a staggering 46 times, an easy choice as the game's MVP. He celebrated by breaking out the familiar Heisman pose, his longshot candidacy getting a huge boost.

In a game where neither team played a lick of defense, Auburn finally stopped Missouri on fourth-and-1 deep in its own territory, setting up Mason's final score. Chris Davis broke up the pass, not quite as thrilling as his 109-yard return

of a missed field goal to beat Alabama, but another huge play for the nation's biggest turnaround team.

Auburn, which was 3-9 a year ago and didn't win a game in the SEC, claimed the title in its first year under Malzahn. The Tigers didn't even need a dramatic finish to do it, holding Missouri scoreless in the final quarter while Mason notched two more TDs to break open a game that was close most of the way.

Missouri had its own impressive bounce-back after struggling its first year in the SEC. But coach Gary Pinkel's team was denied a quick championship in its new league after leaving the Big 12, unable to slow — must less stop — Auburn's dynamic offense.

Missouri piled up 534 yards — the teams combined for 1,211 yards in a conference supposedly known for defense — but it wasn't nearly enough against Auburn's hurry-up spread.

Quarterback Nick Marshall shook off two early fumbles, one of which Missouri returned for a touchdown. He ran for 101 yards and a touchdown and passed for 132 yards and another score.

The lead changed hands seven times. Missouri's last gasp was Franklin's 5-yard touchdown run, followed by a two-point conversion, that closed the gap to 45-42 heading to the final period. But Auburn dominated the final 15 minutes behind the play of Mason.

## SCORING SUMMARY

Missouri.....	10	17	15	0	—	42
Auburn.....	14	14	17	14	—	59

MU - Baggett 42 yd field goal, 10:50, 1st  
 AU - Coates 38 yd pass from Marshall (Parkey kick), 8:22, 1st  
 MU - Beckham 28 yd pass from Franklin (Baggett kick), 5:40, 1st  
 AU - Marshall 9 yd run (Parkey kick), 4:09, 1st  
 MU - Gaines 11 yd fumble recovery (Baggett kick), 13:11, 2nd  
 AU - Mason 7 yd run (Parkey kick), 10:25, 2nd  
 MU - Baggett 36 yd field goal, 9:58 3:06, 7:19, 2nd  
 AU - Mason 3 yd run (Parkey kick), 4:79 0:47, 6:26, 2nd  
 MU - Beckham 55 yd pass from Franklin (Baggett kick), :18, 2nd  
 AU - Parkey 52 yd field goal, 8:17, 3rd  
 MU - Murphy 10 yd pass from Franklin (Baggett kick), 5:35, 3rd  
 AU - Grant 2 yd run (Parkey kick), 3:21, 3rd  
 AU - Artis-Payne 15 yd run (Parkey kick), 00:31, 3rd  
 MU - Franklin 5 yd run (Franklin rush), 00:09, 3rd  
 AU - Mason 1 yd run (Parkey kick), 11:09, 4th  
 AU - Mason 13 yd run (Parkey kick), 4:22, 4th

## TEAM STATISTICS

	MU	AU
First Downs	22	30
Rushing-Yards	34-231	74-545
Passing Yards	303	132
Passing (C-A-I)	25-43-2	14-34-0
Total Offense	71-534	85-677
Punts-Avg.	5-45.0	3-40.0
Fumbles/Lost	1/0	3/2
Penalty-Yards	7-40	10-63
3rd Down Conv.	2-of-12	7-of-14
Time of Possession	25:40	34:20

## INDIVIDUAL STATISTICS

RUSHING: (MU) Josey 9-123; Franklin 15-62 (TD); Hansbrough 6-36; Murphy 4-10. (AU) - Mason 46-304 (4 TD); Marshall 16-101 (TD); Grant 5-65 (TD); Louis 3-43; Artis-Payne 2-36 (TD).

PASSING: (MU) Franklin 21-37-1-303 (3 TD). (AU) - Marshall 9-11-0-132 (TD).

RECEIVING: (MU) Green-Beckham 6-144 (2 TD); Marcus Lucas 5-50; Marcus Murphy 3-40 (TD); Bud Sasser 3-34; L'D Washington 3-29; Jimmie Hunt 1-6. (AU) - Sammie Coates 6-94 (TD); Trovon Reed 1-23; Tre Mason 1-8; Ricardo Louis 1-7.

# Auburn SEC Championship Game Records

## Individual Records

### All-Purpose Records

Most Net Yards Gained .....312, Tre Mason vs. Missouri (2013)\*\*

### Defensive Records

Most Interceptions by ..... 1, by six individuals

Most Interception Return Yards .....77, Jason Bray vs. Tennessee (1997)\*\*

Longest Interception Return .....77, Jason Bray vs. Tennessee (1997)\*\*

Interception Touchdowns .....1, T'Sharvan Bell vs. South Carolina (2010)\*\*

Most Total Tackles ..... 14, Takeo Spikes vs. Tennessee (1997)

Most Solo Tackles .....8, Dontarrious Thomas vs. Florida (2000)

Most Assisted Tackles ..... 7, Ricky Neal vs. Tennessee (1997)

### Kick Return Records

Most Punt Returns.....2, by three individuals

Most Punt Return Yards..... 36, Chris Davis vs. Missouri (2013)

Highest Yards Per Return Avg. (Min. 3 ret.).....NA

Longest Punt Return ..... 22, Chris Davis vs. Missouri (2013)

Most Kickoff Returns .....4, Markeith Cooper vs. Tennessee (1997)

Most Kickoff Return Yards .....89, Markeith Cooper vs. Tennessee (1997)

Highest Yards Per Return Avg. (min. 3 ret.) .....22.3, M. Cooper vs. Tennessee (1997) [4-89]

Longest Kickoff Return.....46, Markeith Cooper vs. Tennessee (1997)

### Passing Records

Most Attempts.....35, Jason Campbell vs. Tennessee (2004)

Most Completions .....27, Jason Campbell vs. Tennessee (2004)

Most Consecutive Completions.....7, Ben Leard vs. Florida (2000)

.....7, Jason Campbell vs. Tennessee (2004)

Highest Comp. Pct. (min. 10 att.) .....81.8, Nick Marshall vs. Missouri (2013) [9-11]

Most Yards..... 374, Jason Campbell vs. Tennessee (2004)

Most Touchdowns Thrown..... 4, Cam Newton vs. South Carolina (2010)

Most Interceptions Thrown ..... 1, by three individuals

Most Passes Without Interception ..... 34, Dameyune Craig vs. Tennessee (1997)

Longest Completion .....69, Dameyune Craig to Hicks Poor vs. Tennessee (1997)

### Punting Records

Most Punts.....10, Jaret Holmes vs. Tennessee (1997)\*\*

Fewest Punts..... 1, Ryan Shoemaker vs. South Carolina (2010)

Highest Yds Per Punt Avg. 43.8, Jaret Holmes vs. Tennessee (1997) [10 for 438]

Longest Punt..... 53, Jaret Holmes vs. Tennessee (1997)

Punts Inside 20..... 3, Steven Clark vs. Missouri (2013)

Punting Yards.....438, Jaret Holmes vs. Tennessee (1997)\*\*

### Receiving Records

Most Receptions.....7, Darvin Adams vs. South Carolina (2010)

Most Yards Gained..... 217, Darvin Adams vs. South Carolina (2010)\*\*

Highest Yards Per Catch avg. (min. 3 rec.).....32.7, Hicks Poor vs. Tennessee (1997) [3-98]

..... 32.7, Hicks Poor vs. Tennessee (1997) [3-98]

Most Touchdown Receptions .....2, Darvin Adams vs. South Carolina (2010)

### Rushing Records

Most Attempts.....46, Tre Mason vs. Missouri (2013)\*\*

Most Net Yards Gained .....304, Tre Mason vs. Missouri (2013)\*\*

Most Net Yards Gained (QB) .....101, Nick Marshall vs. Missouri (2013)

Highest Yds/Rush Avg. (min. 5 att.) 13.0, Corey Grant vs. Missouri (2013)[5-65]

Most Rushing Touchdowns .....4, Tre Mason vs. Missouri (2013)

### Scoring Records

Most Points Scored.....24, Tre Mason vs. Missouri (2013)\*\*

Most Points Scored by a Kicker..... 11, Cody Parkey vs. Missouri (2013)

Most Touchdowns Scored .....4, Tre Mason vs. Missouri (2013)\*\*

Most Field Goals Made .....2, Damon Duval vs. Florida (2000)

..... 2, Jaret Holmes vs. Tennessee (1997)

Most Field Goal Attempted.....2, by three individuals

Longest Field Goal Made..... 48, Jaret Holmes vs. Tennessee (1997)

Most PAT Kicks Made ..... 8, Wes Byrum vs. South Carolina (2010)\*\*

.....8, Cody Parkey vs. Missouri (2013)\*\*

### Total Offense Records

Most Plays..... 48, Jason Campbell vs. Tennessee (2004) [13 rush/35 pass]

Most Net Yards Gained .....431, Jason Campbell vs. Tennessee (2004)\*\*

.....[57 rush/374 pass]

Most TDs Responsible For. 6, Cam Newton vs. South Carolina [4 pass/2 rush]\*\*

\*\*SEC Championship Game record

# Auburn SEC Championship Game Records

## Team Records

### Defensive Records

Most Plays Against.....	79 vs. Tennessee (1997)
Fewest Plays Against.....	44 vs. Tennessee (2004)
Most Net Yards Allowed.....	534 vs. Missouri (2013)
Fewest Net Yards Allowed.....	297 vs. Tennessee (2004)
Most Net Rushing Yards Allowed.....	231 vs. Missouri (2013)
Fewest Net Rushing Yards Allowed.....	129 vs. Tennessee (2000)
Most Net Passing Yards Allowed.....	373 vs. Tennessee (1997)
Fewest Net Passing Yards Allowed.....	69 vs. Tennessee (2004)
Most Pass Interceptions By.....	2 vs. South Carolina (2010)
.....	2 vs. Tennessee (1997)
Most Points Allowed.....	42 vs. Missouri (2013)
Fewest Points Allowed.....	17 vs. South Carolina (2010)
Most Total First Downs Allowed.....	22 vs. Tennessee (1997)
.....	22 vs. Missouri (2013)
Fewest Total First Downs Allowed.....	9 vs. Tennessee (2004)
Most Turnovers Caused.....	6 vs. Tennessee (1997)**

### Kick Return Records

Most Punt Returns.....	2 vs. Tennessee (1997, 2004)
.....	2 vs. Missouri (2013)
Most Punt Return Yards.....	36 vs. Missouri (2013)
Longest Punt Return.....	22 vs. Missouri (2013)
Most Kickoff Returns.....	4 vs. South Carolina (2010)
.....	4 vs. Tennessee (1997)
Most Kickoff Return Yards.....	89 vs. Tennessee (1997)
Longest Kickoff Return.....	46 vs. Tennessee (1997)

### Passing Records

Most Attempts.....	43 vs. Florida (2000)
Fewest Attempts.....	11 vs. Missouri (2013)
Most Completions.....	27 vs. Tennessee (2004)
Fewest Completions.....	9 vs. Missouri (2013)
Highest Completion Pct. (min. 10 att.).....	81.8 vs. Missouri (2013) [9-11]**
Most Yards.....	374 vs. Tennessee (2004)
Fewest Yards.....	132 vs. Missouri (2013)
Most Touchdowns Thrown.....	4 vs. South Carolina (2010)
Most Interceptions Thrown.....	2 vs. Florida (2000)
Most Passes Without Interception Thrown.....	34 vs. Tennessee (1997)

### Punting Records

Most Punts.....	10 vs. Tennessee (1997)**
Fewest Punts.....	1 vs. South Carolina (2010)
Highest Yards-Per-Punt Average.....	43.8 vs. Tennessee (1997) [10 for 438 yds]
Most Yards Punting.....	438 vs. Tennessee (1997)**

### Rushing Records

Most Attempts.....	74 vs. Missouri (2013)**
Fewest Attempts.....	21 vs. Tennessee (1997)
Most Net Yards Gained.....	545 vs. Missouri (2013)**
Fewest Net Yards Gained.....	minus 15 vs. Tennessee (1997)
Highest Yards-Per-Rush Average.....	7.36 vs. Missouri (2013) [74 for 545 yds]
Most rushing touchdowns.....	7 vs. Missouri (2013)**

### Scoring Records

Most Points Scored.....	59 vs. Missouri (2013)**
Fewest Points Scored.....	6 vs. Florida (2000)
Most Points Scored (Quarter).....	21 vs. South Carolina (2010) [1st]**
Most Points Scored (Half).....	31 vs. Missouri (2013) [2nd]**
Fewest Points Scored (Quarter).....	0, several times
Fewest Points Scored (Half).....	3, twice
Most Touchdowns Scored.....	8 vs. South Carolina (2010)**
.....	8 vs. Missouri (2013)**
Most Field Goals Made.....	2 vs. Florida (2000)
.....	2 vs. Tennessee (1997)
Most PAT Kicks Made.....	8 vs. South Carolina (2010)
.....	8 vs. Missouri (2013)
Most PAT Kicks Attempted.....	8 vs. South Carolina (2010)
.....	8 vs. Missouri (2013)

### Total Offense Records

Most Plays.....	85 vs. Tennessee (2004)**
.....	85 vs. Missouri (2013)**
Fewest Plays.....	55 vs. Tennessee (1997)
Most Net Yards Gained.....	677 vs. Missouri (2013)**
Fewest Net Yards Gained.....	247 vs. Tennessee (1997)
Highest Yards-Per-Play Average.....	8.3 vs. South Carolina (2010)**
.....	[71 for 589 yds]
Lowest Yards-Per-Play Average.....	4.5 vs. Tennessee (1997)
.....	[55 for 247 yds]

### Team Records

Most First Downs.....	31 vs. Tennessee (2004)**
Fewest First Downs.....	9 vs. Tennessee (1997)
Most First Downs Rushing.....	26 vs. Missouri (2013)**
Most First Downs Passing.....	14 vs. Tennessee (2004)
Longest Time of Possession.....	34:31 vs. Tennessee (2004)
Fewest Time of Possession.....	24:17 vs. Tennessee (1997)

### Misc. Records

Most Combined Points.....	101 vs. Missouri (2013)**
Margin of Victory.....	39 vs. South Carolina (2010)**

\*\*SEC Championship Game record

# Bowl History

## Auburn in Bowl Games (23-15-2)

Season	Bowl	Opponent	Score	W-L-T	AU Coach	Date
1936	Bacardi	Villanova	7-7	T	Jack Meagher	1/1/1937
1937	Orange	Michigan State	6-0	W	Jack Meagher	1/1/1938
1953	Gator	Texas Tech	13-35	L	Shug Jordan	1/1/1954
1954	Gator	Baylor	33-13	W	Shug Jordan	12/31/1954
1955	Gator	Vanderbilt	13-25	L	Shug Jordan	12/31/1955
1963	Orange	Nebraska	7-13	L	Shug Jordan	1/1/1964
1965	Liberty	Ole Miss	7-13	L	Shug Jordan	12/18/1965
1968	Sun	Arizona	34-10	W	Shug Jordan	12/28/1968
1969	Astro-Bluebonnet	Houston	7-36	L	Shug Jordan	12/31/1969
1970	Gator	Ole Miss	35-28	W	Shug Jordan	1/2/1971
1971	Sugar	Oklahoma	22-40	L	Shug Jordan	1/1/1972
1972	Gator	Colorado	24-3	W	Shug Jordan	12/30/1972
1973	Sun	Missouri	17-34	L	Shug Jordan	12/29/1973
1974	Gator	Texas	27-3	W	Shug Jordan	12/30/1974
1982	Tangerine	Boston College	33-26	W	Pat Dye	12/18/1982
1983	Sugar	Michigan	9-7	W	Pat Dye	1/2/1984
1984	Liberty	Arkansas	21-15	W	Pat Dye	12/27/1984
1985	Cotton	Texas A&M	16-36	L	Pat Dye	1/1/1986
1986	Citrus	Southern Cal	16-7	W	Pat Dye	1/1/1987
1987	Sugar	Syracuse	16-16	T	Pat Dye	1/1/1988
1988	Sugar	Florida State	7-13	L	Pat Dye	1/2/1989
1989	Hall of Fame	Ohio State	31-14	W	Pat Dye	1/1/1990
1990	Peach	Indiana	27-23	W	Pat Dye	12/29/1990
1995	Outback	Penn State	13-43	L	Terry Bowden	1/1/1996
1996	Independence	Army	32-29	W	Terry Bowden	12/31/1996
1997	Peach	Clemson	21-17	W	Terry Bowden	1/2/1998
2000	Citrus	Michigan	28-31	L	Tommy Tuberville	1/1/2001
2001	Peach	North Carolina	10-16	L	Tommy Tuberville	12/31/2001
2002	Capital One	Penn State	13-9	W	Tommy Tuberville	1/1/2003
2003	Music City	Wisconsin	28-14	W	Tommy Tuberville	12/31/2003
2004	Sugar	Virginia Tech	16-13	W	Tommy Tuberville	1/3/2005
2005	Capital One	Wisconsin	10-24	L	Tommy Tuberville	1/2/2006
2006	Cotton	Nebraska	17-14	W	Tommy Tuberville	1/1/2007
2007	Chick-fil-A	Clemson	23-20 [OT]	W	Tommy Tuberville	12/31/2007
2009	Outback	Northwestern	38-35 [OT]	W	Gene Chizik	1/1/2010
2010	BCS National Championship	Oregon	22-19	W	Gene Chizik	1/10/2011
2011	Chick-fil-A	Virginia	43-24	W	Gene Chizik	12/31/2011
2013	BCS National Championship	Florida State	31-34	L	Gus Malzahn	1/6/2014
2014	Outback	Wisconsin	31-34 [OT]	L	Gus Malzahn	1/1/2015
2015	Birmingham	Memphis	31-10	W	Gus Malzahn	12/30/15

# Bowl History

## Auburn's Bowl Series Record

Bowl	Appearances	W-L-T	Pct.	Seasons
Gator	6	4-2	.667	1954-54-55-70-72-74
Sugar	5	2-2-1	.500	1971-84-88-89-04
Capital One (Citrus/Tangerine)	5	3-2	.600	1982-87-00-02-05
Chick-fil-A (Peach)	5	4-1	.800	1990-97-01-07-11
Outback (Hall of Fame)	4	2-2	.500	1990-95-09-14
Cotton	2	1-1	.500	1986-06
Sun	2	1-1	.500	1968-73
Orange	2	1-1	.500	1938-64
Liberty	2	1-1	.500	1965-84
BCS National Championship	2	1-1	.500	2010-13
Birmingham	1	1-0	1.000	2015
Music City	1	1-0	1.000	2003
Independence	1	1-0	1.000	1996
Bacardi	1	0-0-1	.500	1937
Astro-Bluebonnet	1	0-1	.000	1969
<b>TOTALS</b>	<b>40</b>	<b>23-15-2</b>	<b>.600</b>	

## All-Time Bowl Appearances

School	Appearances
1. Alabama	64
2. Texas	53
3. Nebraska	52
4. Southern Cal	51
Tennessee	51
Georgia	51
7. Oklahoma	49
8. LSU	47
Ohio State	47
10. Penn State	46
11. Michigan	44
Florida State	44
13. Georgia Tech	43
14. Florida	42
15. Arkansas	41
<b>16. Auburn</b>	<b>40</b>
17. Clemson	39
18. Texas Tech	37
Miami (Fla.)	37
Ole Miss	37
Texas A&M	37

## Auburn's Bowl MVPs

### BCS National Championship Game

2010 Michael Dyer (offense)  
Nick Fairley (defense)

### Liberty Bowl MVP

1965 Tom Bryan  
1984 Bo Jackson

### Birmingham Bowl MVP

2015 Jovon Robinson

### Music City Bowl MVP

2003 Jason Campbell

### Tangerine/Citrus/Capital One Bowl MVP

1982 Randy Campbell  
1987 Aundray Bruce  
2001 Ben Leard (offense)  
Javor Mills (defense)  
2003 Ronnie Brown (MVP)  
Dontarrious Thomas (defense)

### Outback Bowl MVP

1990 Reggie Slack  
2010 Darvin Adams

### Peach Bowl/Chick-fil-A MVP

1990 Stan White (offense)  
Darrel Crawford (defense)  
1998 Dameyune Craig (offense)  
Takeo Spikes (defense)  
2007 Pat Sims  
2011 Oterio McCalebb (offense)  
Chris Davis (defense)

### Cotton Bowl MVP

1986 Bo Jackson  
2007 Courtney Taylor (offense)  
Will Herring (defense)

### Gator Bowl MVP

1954 Vince Dooley  
1954 Joe Childress  
1955 Joe Childress  
1971 Pat Sullivan  
1972 Wade Whatley  
1974 Phil Gargis

### Sugar Bowl MVP

1984 Bo Jackson  
2005 Jason Campbell

### Sun Bowl MVP

1968 Buddy McClinton (defense)  
David Campbell (offense)

### Independence Bowl MVP

1996 Dameyune Craig (offense)  
Ricky Neal (co-defense)  
Takeo Spikes (co-defense)

## All-Time Bowl Wins

School	Wins
1. Alabama	37
2. Southern Cal	34
3. Georgia	29
4. Oklahoma	28
Penn State	28
6. Texas	27
Tennessee	27
8. Florida State	26
Nebraska	26
10. Georgia Tech	24
LSU	24
Ole Miss	24
<b>13. Auburn</b>	<b>23</b>
Ohio State	23
15. Florida	21
16. Michigan	21
17. Clemson	20
18. Miami (Fla.)	18
19. Notre Dame	17
Texas A&M	17



# Auburn Individual Bowl Records

## Auburn Individual Records

### RUSHING ATTEMPTS

- 37 Ronnie Brown vs. Penn State, 2003 Capital One
- 34 Tre Mason vs. Florida State, 2014 BCS Championship
- 31 Bo Jackson vs. Texas A&M, 1986 Cotton
- 28 Brent Fullwood vs. USC, 1987 Citrus
- 27 Jovon Robinson vs. Memphis, 2015 Birmingham
- 26 Cameron Artis-Payne vs. Wisconsin, 2015 Outback
- 25 Rudi Johnson vs. Michigan, 2001 Citrus
- 24 Kenny Irons vs. Nebraska, 2007 Cotton
- 22 Cam Newton vs. Oregon, 2011 BCS Championship
- 22 Michael Dyer vs. Oregon, 2011 BCS Championship
- 22 Kenny Irons vs. Wisconsin, 2006 Capital One
- 22 Bo Jackson vs. Michigan, 1984 Sugar

### RUSHING YARDS

- 195 Tre Mason vs. Florida St. (34 carries, 1 TD), 2014 BCS Championship
- 184 Ronnie Brown vs. Penn State (37 carries, 1 TD), 2003 Capital One
- 152 Brent Fullwood vs. USC (28 carries, 1 TD), 1987 Citrus
- 143 Michael Dyer vs. Oregon (22 carries), 2011 BCS Championship
- 134 Joe Childress vs. Baylor (20 carries, 2 TD), 1954 Gator
- 130 Bo Jackson vs. Michigan (22 carries), 1984 Sugar
- 129 Bo Jackson vs. Texas A&M (31 carries, 1 TD), 1986 Cotton
- 126 Cameron Artis-Payne vs. Wisconsin (26 carries, 2 TD), 2015 Outback
- 126 Jovon Robinson vs. Memphis, 2015 Birmingham
- 119 Stephen Davis vs. Penn State (12 carries), 1996 Outback
- 111 Tom Bryan vs. Ole Miss (19 carries, 1 TD), 1965 Liberty

### MOST RUSHING TOUCHDOWNS

- 2 Ben Tate vs. Northwestern, 2010 Outback
- 2 Ronnie Brown vs. Wisconsin, 2003 Music City
- 2 Carnell Williams vs. Wisconsin, 2003 Music City
- 2 Ronnie Brown vs. Penn State, 2002 Capital One
- 2 Stan White vs. Indiana, 1990 Peach
- 2 Bo Jackson vs. Arkansas, 1984 Liberty
- 2 Bo Jackson vs. Boston College, 1982 Tangerine
- 2 Joe Childress vs. Baylor, 1954 Gator
- 2 Kiehl Frazier vs. Virginia, 2011 Chick-fil-A
- 2 Cameron Artis-Payne vs. Wisconsin, 2015 Outback

### PASS ATTEMPTS

- 48 Stan White vs. Indiana, 1990 Peach
- 48 Pat Sullivan vs. Oklahoma, 1972 Sugar
- 48 Dameyune Craig vs. Clemson, 1998 Peach
- 48 Pat Sullivan vs. Ole Miss, 1971 Gator
- 42 Dameyune Craig vs. Army, 1996 Independence

### PASS COMPLETIONS

- 31 Stan White vs. Indiana, 1990 Peach
- 28 Ben Leard vs. Michigan, 2001 Citrus
- 27 Pat Sullivan vs. Ole Miss, 1971 Gator
- 25 Brandon Cox vs. Clemson, 2007 Chick-fil-A
- 24 Jeff Burger vs. Syracuse, 1988 Sugar
- 24 Dameyune Craig vs. Army, 1996 Independence

### PASSING YARDS

- 394 Ben Leard vs. Michigan (28-37-2, 3 TD), 2001 Citrus
- 370 Dameyune Craig vs. Army (24-42-1, 2 TD), 1996 Independence
- 351 Stan White vs. Indiana (31-48-0, 1 TD), 1990 Peach
- 351 Pat Sullivan vs. Ole Miss (27-43-1, 2 TD), 1971 Gator
- 265 Cam Newton vs. Oregon (20-34-1, 2 TD), 2011 BCS Championship

### MOST TOUCHDOWN PASSES

- 3 Ben Leard vs. Michigan, 2001 Citrus
- 3 Reggie Slack vs. Ohio State, 1990 Hall of Fame
- 2 Cam Newton vs. Oregon, 2011 BCS Championship
- 2 Dameyune Craig vs. Army, 1996 Independence
- 2 Loran Carter vs. Arizona, 1968 Sun
- 2 Pat Sullivan vs. Ole Miss, 1971 Gator
- 2 Phil Gargis vs. Missouri, 1973 Sun; vs. Texas, 1974 Gator
- 2 Nick Marshall vs. Florida St, 2014 BCS; vs. Wisconsin, 2015 Outback

### RECEPTIONS

- 12 Darwin Adams vs. Northwestern (142 yards), 2010 Outback
- 10 Willie Gosha vs. Army (132 yards, 1 TD), 1996 Independence
- 9 Victor Hall vs. Indiana (74 yards), 1990 Peach
- 8 Terry Beasley vs. Ole Miss (143 yards, 1 TD), 1971 Gator
- 7 Ronney Daniels vs. Michigan (98 yards, 1TD), 2001 Citrus
- 7 Herbert Casey vs. Indiana (159 yards), 1990 Peach
- 7 Stacy Danley vs. Syracuse (34 yards), 1988 Sugar

### RECEIVING YARDS

- 159 Herbert Casey vs. Indiana, 1990 Peach
- 143 Terry Beasley vs. Ole Miss, 1971 Gator
- 142 Darwin Adams vs. Northwestern, 2010 Outback
- 132 Willie Gosha vs. Army, 1996 Independence
- 125 Lawyer Tillman vs. Syracuse, 1988 Sugar
- 119 Karsten Bailey vs. Clemson, 1998 Peach
- 108 Emory Blake vs. Virginia, 2011 Chick-fil-A

### RECEIVING TOUCHDOWNS

- 2 Thom Gossom vs. Missouri, 1973 Sun
- 2 Ed Butler vs. Texas, 1974 Gator
- 2 Greg Taylor vs. Ohio State, 1990 Hall of Fame

### SCORING

- 15 Joe Childress vs. Baylor (2 TD, 3 PAT), 1954 Gator
- 12 Carl Stewart (2 TD), 2007 Cotton
- 12 Ronnie Brown vs. Wisconsin (2 TD), 2003 Music City
- 12 Carnell Williams vs. Wisconsin (2 TD), 2003 Music City
- 12 Ronnie Brown vs. Penn State (2 TD), 2002 Capital One
- 12 Stan White vs. Indiana (2 TD), 1990 Peach
- 12 Greg Taylor vs. Ohio State (2 TD), 1990 Hall of Fame
- 12 Ed Butler vs. Texas (2 TD), 1974 Gator
- 12 Thom Gossom vs. Missouri (2 TD), 1973 Sun
- 12 Kiehl Frazier vs. Virginia (2 TD), 2011 Chick-fil-A
- 12 Onterio McCalebb vs. Virginia (2TD), 2011 Chick-fil-A
- 12 Tre Mason vs. Missouri (2 TD), 2014 BCS Championship
- 12 Cameron Artis-Payne vs. Wisconsin (2 TD), 2015 Outback

### LONGEST FIELD GOAL

- 52 Jaret Holmes vs. Clemson, 1998 Peach
- 52 John Riley vs. Arizona, 1968 Sun
- 51 Daniel Carlson vs. Wisconsin, 2015 Outback

### LONGEST TOUCHDOWN RUNS

- 44 Tom Bryan vs. Ole Miss, 1965 Liberty
- 43 Fob James vs. Baylor, 1954 Gator
- 40 Billy Hitchcock vs. Villanova, 1937 Bicardi
- 39 Bo Jackson vs. Arkansas, 1984 Liberty
- 37 Pat Sullivan vs. Ole Miss, 1971 Gator
- 37 Tre Mason vs. Missouri, 2014 BCS Championship

### LONGEST TOUCHDOWN PASSES

- 73 Pat Washington to Bo Jackson vs. Texas A&M, 1986 Cotton
- 66 Nick Marshall to Ricardo Louis vs. Wisconsin, 2015 Outback
- 65 Loran Carter to Mickey Zofko vs. Arizona, 1968 Sun
- 50 Nick Marshall to Melvin Ray, 2014 BCS Championship
- 46 Chris Todd to Quindarius Carr vs. Northwestern, 2010 Outback
- 43 Loran Carter to Tim Christian vs. Arizona, 1968 Sun
- 38 Howell Tubbs to Fob James vs. Vanderbilt, 1955 Gator

### LONGEST INTERCEPTION RETURN FOR A TOUCHDOWN

- 100 Walter McFadden vs. Northwestern, 2010 Outback
- 35 Kevin Porter vs. Arkansas, 1984 Liberty
- 32 Buddy McClinton vs. Arizona, 1968 Sun

### MOST INTERCEPTIONS

- 3 Buddy McClinton vs. Arizona, 1968 Sun
- 2 Walter McFadden vs. Northwestern, 2010 Outback
- 2 T'Sharvan Bell vs. Northwestern, 2010 Outback
- 2 Jermaine Whitehead vs. Wisconsin, 2015 Outback

# Opponent Individual Bowl Records

## Opponents Individual Records

### RUSHING ATTEMPTS

- 34 Jim Strong, Houston, 1969 Astro-Bluebonnet
- 34 Melvin Gordon, Wisconsin, 2015 Outback
- 32 Anthony Thomas, Michigan, 2001 Capital One
- 30 Brian Calhoun, Wisconsin, 2006 Capital One
- 30 Jack Mildren, Oklahoma, 1972 Sugar
- 27 Ray Bybee, Missouri, 1973 Sun
- 25 Marlon Lucky, Nebraska, 2007 Cotton
- 24 Sammie Smith, Florida State, 1989 Sugar

### RUSHING YARDS

- 251 Melvin Gordon, Wisconsin, 2015 Outback
- 213 Brian Calhoun, Wisconsin, 2006 Capital One
- 184 Jim Strong, Houston, 1969 Astro-Bluebonnet
- 182 Anthony Thomas, Michigan, 2001 Capital One
- 149 Jack Mildren, Oklahoma, 1972 Sugar
- 141 Bobby Cavazos, Texas Tech, 1954 Gator
- 131 Willie Parker, North Carolina, 2001 Chick-fil-A Peach

### MOST RUSHING TOUCHDOWNS

- 3 Trent Green, Indiana, 1990 Peach
- 3 Jack Mildren, Oklahoma, 1972 Sugar
- 3 Melvin Gordon, Wisconsin, 2015 Outback
- 2 Anthony Thomas, Michigan, 2001 Capital One
- 2 Bobby Williams, Army, 1996 Independence
- 2 Jim Strong, Houston, 1969 Astro-Bluebonnet
- 2 Bobby Cavazos, Texas Tech, 1954 Gator

### PASS ATTEMPTS

- 78 Mike Kafka, Northwestern, 2010 Outback
- 41 Michael Rocco, Virginia, 2011 Chick-fil-A
- 40 Darron Thomas, Oregon, 2011 BCS Championship
- 38 Bryan Randall, Virginia Tech, 2005 Sugar
- 38 Doug Flutie, Boston College, 1982 Tangerine
- 37 Paxton Lynch, Memphis, 2015 Birmingham
- 35 Jameis Winston, Florida State, 2014 BCS Championship
- 34 Brad Taylor, Arkansas, 1984 Liberty
- 33 Cullen Harper, Clemson, 2007 Chick-fil-A
- 31 Greg Frey, Ohio State, 1990 Hall of Fame

### PASS COMPLETIONS

- 47 Mike Kafka, Northwestern, 2010 Outback
- 27 Darron Thomas, Oregon, 2011 BCS Championship
- 26 Michael Rocco, Virginia, 2011 Chick-fil-A
- 22 Doug Flutie, Boston College, 1982 Tangerine
- 21 Bryan Randall, Virginia Tech, 2005 Sugar
- 20 Jameis Winston, Florida State, 2014 BCS Championship
- 19 Archie Manning, Ole Miss, 1971 Gator
- 18 Brad Taylor, Arkansas, 1984 Liberty
- 17 Ken Johnson, Colorado, 1972 Gator

### PASSING YARDS

- 532 Mike Kafka, Northwestern, 2010 Outback
- 363 Darron Thomas, Oregon, 2011 BCS Championship
- 312 Michael Rocco, Virginia, 2011 Chick-fil-A
- 301 John Stocco, Wisconsin, 2006 Capital One
- 299 Bryan Randall, Virginia Tech, 2005 Sugar
- 299 Doug Flutie, Boston College, 1982 Tangerine
- 294 Drew Henson, Michigan, 2001 Capital One Florida Citrus
- 292 Kevin Murray, Texas A&M, 1986 Cotton

### MOST TOUCHDOWN PASSES

- 4 Mike Kafka, Northwestern, 2010 Outback
- 4 Wally Richardson, Penn State, 1996 Outback
- 2 by nine individuals;  
latest, Jameis Winston, Florida State, 2014 BCS Championship

### RECEPTIONS

- 12 Zeke Markshausen, Northwestern, 2010 Outback
- 10 Sidney Stewart, Northwestern, 2010 Outback
- 10 Bobby Joe Edmonds, Arkansas, 1984 Liberty
- 9 Jeff Maehl, Oregon, 2011 BCS Championship
- 9 Jim Poole, Ole Miss, 1971 Gator
- 9 Rashad Greene, Florida State, 2014 BCS Championship
- 7 by five individuals; latest Perry Jones, Virginia, 2012 Chick-fil-A

### RECEIVING YARDS

- 173 Brandon Williams, Wisconsin, 2006 Capital One
- 149 Brian Brennan, Boston College, 1982 Tangerine
- 147 Rashad Greene, Florida State, 2014 BCS Championship
- 136 David Terrell, Michigan, 2001 Florida Citrus
- 133 Jeff Maehl, Oregon, 2011 BCS Championship
- 133 Andrew Brewer, Northwestern, 2010 Outback
- 126 Josh Morgan, Virginia Tech, 2005 Sugar
- 120 Drake Dunsmore, Northwestern, 2010 Outback
- 113 Bobby Engram, Penn State, 1996 Outback
- 111 Jim Poole, Ole Miss, 1971 Gator
- 108 Rod Bernstine, Texas A&M, 1986 Cotton
- 103 Jeff Graham, Ohio State, 1990 Hall of Fame
- 103 Kris Burd, Virginia, 2011 Chick-fil-A
- 100 Marquise Walker, Michigan, 2001 Florida Citrus

### RECEIVING TOUCHDOWNS

- 2 LaMichael James, Oregon, 2011 BCS Championship
- 2 Andrew Brewer, Northwestern, 2010 Outback
- 2 Josh Morgan, Virginia Tech, 2005 Sugar
- 2 Bobby Engram, Penn State, 1996 Outback
- 2 John Kelsey, Missouri, 1973 Sun
- 2 Kris Burd, Virginia, 2011 Chick-fil-A

### SCORING

- 18 Trent Green, Indiana (3 TD), 1990 Peach
- 18 Jack Mildren, Oklahoma (3 TD), 1972 Sugar
- 18 Bobby Cavazos, Texas Tech (3 TD), 1954 Gator
- 18 Melvin Gordon, Wisconsin (3 TD), 2015 Outback
- 14 Bobby Williams, Army (2 TD, 2-pt conversion), 1996 Independence
- 13 Brett Conway, Penn State (3 FG, 4 PAT), 1996 Outback

### LONGEST FIELD GOAL

- 53 John Carroll, Oklahoma, 1972 Sugar
- 53 Jake Elliott, Memphis, 2015 Birmingham
- 48 David Richardson, Clemson, 1998 Chick-fil-A Peach
- 42 Scott Bonnell, Indiana, 1990 Peach
- 42 Johnny Keyes, Ole Miss, 1965 Liberty
- 41 Roberto Aguayo, Florida State, 2014 BCS Championship

### LONGEST TOUCHDOWN RUNS

- 83 C.J. Spiller, Clemson, 2007 Chick-fil-A
- 68 Dennis Claridge, Nebraska, 1964 Orange
- 62 Ronald Curry, North Carolina, 2001 Chick-fil-A Peach
- 59 Bobby Cavazos, Texas Tech, 1954 Gator
- 53 Melvin Gordon, Wisconsin, 2015 Outback
- 38 L.G. Dupre, Baylor, 1954 Gator
- 33 Brian Calhoun, Wisconsin, 2006 Capital One

### LONGEST TOUCHDOWN PASSES

- 80 Bryan Randall to Josh Morgan, Virginia Tech, 2005 Sugar
- 66 Mike Kafka to Drake Dunsmore, Northwestern, 2010 Outback
- 53 Jack Kirkpatrick to Paul Erwin, Texas Tech, 1954 Gator
- 39 Mike Kafka to Andrew Brewer, Northwestern, 2010 Outback
- 35 Chuck Link to John Kelsey, Missouri, 1973 Sun
- 35 Mike Kafka to Andrew Brewer, Northwestern, 2010 Outback
- 34 Archie Manning to Floyd Franks, Ole Miss, 1971 Gator
- 31 Drew Henson to David Terrell, Michigan, 2001 Florida Citrus

### LONGEST INTERCEPTION RETURN FOR A TOUCHDOWN

- 53 Reggis Ball, Memphis, 2015 Birmingham
- 24 Marcus Cotton, Southern California, 1987 Citrus

# Auburn Team Bowl Records

## Auburn Team Records

### SCORING

Most Auburn Points — 43 vs. Virginia, 2011 Chick-fil-A  
Most Opponent Points — 43 by Penn State, 1996 Outback  
Most Points, Both Teams — 73 (AU 38, Northwestern 35),  
2010 Outback  
Fewest Points, Both Teams — 6 (AU 6, Mich. State 0), 1938 Orange  
Largest Margin of Victory, Auburn — 24 points (AU 34, Arizona 10),  
1968 Sun  
Largest Margin of Defeat, Auburn — 29 points (Houston 36, AU 7),  
1969 Astro-Bluebonnet; (Penn State 42, AU 13), 1996 Outback

### FIRST DOWNS

Most by Auburn — 28 vs. Oregon, 2011 BCS Championship  
Most by Opponent — 33 by Northwestern, 2010 Outback  
Fewest by Auburn — 9 vs. Villanova, 1937 Bacardi  
Fewest by Opponent — 2 by Michigan State, 1938 Orange

### RUSHING

Most Yards, Auburn — 423 vs. Baylor, 1954 Gator  
Most Yards, Opponents — 439 by Oklahoma, 1972 Sugar  
Fewest Yards, Auburn — 1 vs. Houston, 1969 Astro-Bluebonnet  
Fewest Yards, Opponent — 32 by Michigan State, 1938 Orange

### PASSING

Most Yards, Auburn — 394 vs. Michigan, 2001 Citrus  
Most Yards, Opponent — 532 by Northwestern, 2010 Outback  
Fewest Yards, Auburn — 21 vs. Michigan, 1984 Sugar  
Fewest Yards, Opponent — 11 by Oklahoma, 1972 Sugar  
Most Attempted, Auburn — 48 vs. Indiana, 1990 Peach  
Most Attempted, Opponent — 78 by Northwestern, 2010 Outback  
Fewest Attempted, Auburn — 6 vs. Michigan, 1984 Sugar  
Fewest Attempted, Opponent — 4 by Oklahoma, 1972 Sugar  
Most Completed, Auburn — 31 vs. Indiana, 1990 Peach  
Most Completed, Opponent — 47 by Northwestern, 2010 Outback  
Fewest Completed, Auburn — 2 vs. Villanova, 1937 Bacardi;  
2 vs. Michigan, 1984 Sugar  
Fewest Completed, Opponent — 1 by Oklahoma, 1972 Sugar  
Best Completion Percentage, Auburn (min. 10 att.) — .757 (28-37) vs.  
Michigan, 2001 Citrus  
Best Completion Percentage, Opponent (min. 10 att.) — .714 (15-21) by  
Michigan, 2001 Citrus  
Worst Completion Percentage, Auburn — .167 (2-12) vs. Villanova,  
1937 Bacardi  
Worst Completion Percentage, Opponent — .222 (2-9) by Michigan  
State, 1938 Orange

### TOTAL OFFENSE

Most Yards, Auburn — 559 vs. Ole Miss, 1971 Gator  
Most Yards, Opponent — 625 by Northwestern, 2010 Outback  
Fewest Yards, Auburn — 178 vs. Nebraska, 2007 Cotton  
Fewest Yards, Opponent — 57 by Michigan State, 1938 Orange

### TOTAL OFFENSE, BOTH TEAMS

Most Yards — 1,050 in 2010 Outback (Auburn 425, Northwestern 621)  
Fewest Yards — 334 in 1937 Bacardi (Auburn 181, Villanova 153)

### PUNTING

Best Avg., Auburn — 49.3 (9 punts) vs. North Carolina, 2001 Peach  
Best Avg., Opponent — 47.3 (6 punts) by Ole Miss, 1971 Gator  
Worst Avg., Auburn — 23.0 (3 punts) vs. Indiana, 1990 Peach  
Worst Avg., Opponent — 13.0 (3 punts) by Virginia, 2011 Chick-fil-A  
Most Punts, Auburn — 10 vs. Michigan State, 1938 Orange  
Most Punts, Opponent — 12 by Michigan State, 1938 Orange  
Fewest Punts, Auburn — 2 vs. Army, 1996 Independence;  
2 vs. Boston College, 1982 Tangerine; 2 vs. Texas, 1974 Gator;  
2 vs. Baylor, 1954 Gator  
Fewest Punts, Opponent — 2 by Houston, 1969 Astro-Bluebonnet

### FUMBLES

Most, Auburn — 7 vs. Texas 1974 Gator  
Most, Opponent — 5 by Texas, 1974 Gator  
Most Lost, Auburn — 5 vs. Texas, 1974 Gator  
5 vs. Vanderbilt, 1955 Gator  
Most Lost, Opponent — 4 by Texas, 1974 Gator

### PENALTY YARDS

Most, Auburn — 84 vs. Southern Cal, 1987 Citrus; 84 vs. Penn State,  
2002 Capital One  
Most, Opponent — 83 by Texas Tech, 1954 Gator

# All-Time Individual Bowl Statistics

## Rushing

Name	G	ATT	YDS	AVG	TD
Bo Jackson (1982-83-84-85)	4	85	411	4.84	5
Ronnie Brown (2001-02-03-04)	4	70	342	4.89	4
Tre Mason (2011-13)	2	43	259	6.02	2
Stacy Danley (1987-88-89)	3	52	195	3.75	0
Joe Childress (1953-54-55)	3	35	192	5.49	2
Lionel James (1982-83)	2	35	184	5.26	0
Brent Fullwood (1983-84-85-86)	4	44	181	4.11	1
Ben Tate (2006-07-09)	3	39	178	4.56	3
Onterio McCalebb (2009-10-11)	3	22	174	7.91	1
Tommie Agee (1983-84-85-86)	4	27	165	6.11	0
Kenny Irons (2005-06)	2	46	160	3.48	0
Michael Dyer (2010)	1	22	143	6.50	0
Rusty Williams (1996-97)	2	30	143	4.77	2
Fob James (1953-54-55)	3	21	142	6.76	1
Scedrick McIntyre (1973-74)	2	29	135	4.66	0
Dameyune Craig (1995-96-97)	3	33	134	4.06	2
Wallace Clark (1968-69-70)	3	25	131	5.24	0
Carnell Williams (2003-04)	2	37	129	3.49	2
Cameron Artis-Payne (2013-14)	2	27	127	4.70	2
Jovon Robinson (2015)	1	27	126	4.70	1
Stephen Davis (1995)	1	12	119	9.92	0
James Joseph (1986-88-89-90)	4	23	116	5.04	0
Tom Bryan (1965)	1	19	111	5.84	1
Darrell Williams (1989-90)	2	22	98	4.45	0
Jimmy Sidle (1963)	1	25	96	3.84	1
Brad Lester (2005-07)	2	22	94	4.27	1
Rudi Johnson (2000)	1	25	85	3.40	1
Kodi Burns (2007-09-10)	3	18	85	4.72	2
Rusty Fuller (1972-73)	2	17	83	4.88	0
Mickey Zofko (1968-69-70)	3	32	80	2.50	1
Robert Freeman (1953-54)	2	12	80	6.67	1
Harry Unger (1970-71)	2	8	72	9.00	2
Jason Campbell (2001-02-03-04)	4	31	71	2.29	0
Cam Newton (2010)	1	22	64	2.91	0
Mitzi Jackson (1974)	1	10	64	6.40	1
Nick Marshall (2013-14)	2	23	63	2.74	1
David Middleton (1953-54)	2	12	60	5.00	0
Greg Pratt (1982)	1	9	59	6.56	1
Phil Gargis (1973-74)	2	22	57	2.59	0
Vince Dooley (1953)	1	16	56	3.50	1
Kiehl Frazier (2011-13)	2	16	55	3.44	2
Reggie Ware (1984-85-86-87)	4	20	51	2.55	0
Terrell Zachery (2009-10)	2	1	50	50.00	0
Rick Neel (1973-74)	2	13	50	3.85	0
Dwight Hurston (1968)	1	14	49	3.50	0
Chris Linderman (1972-73)	2	18	46	2.56	0
Peyton Barber (2015)	1	12	41	3.41	0
Harold Morrow (1995)	1	10	39	3.90	0
Robert Duke (1953)	1	4	37	9.25	1
Vincent Harris (1986-87-88)	3	16	37	2.31	0
Collis Campbell (1982-83-84)	3	13	36	2.77	0
Ricardo Louis (2013-14-15)	3	5	35	7.00	0
Robert Hoppe (1955)	1	6	33	5.50	0
Ray Minor (1953-54)	2	4	32	8.00	0
Terry Henley (1971-72)	2	23	32	1.39	0
Tim Jessie (1982-83-84-86)	4	13	32	2.46	0
Mario Fannin (2007-09-10)	3	8	32	4.00	0
Barrett Trotter (2011)	1	5	32	6.40	0
Alan Evans (1982-83)	2	2	30	15.00	0
Mike Currier (1968)	1	11	29	2.64	0
Roc Thomas (2015)	1	5	29	5.80	0
Corey Grant (2013-14)	2	6	27	4.50	0
Jeremy Johnson (2015)	1	3	26	8.67	1
Howell Tubbs (1955)	1	11	25	2.27	0
Kevin McLeod (1995-96-97)	3	4	25	6.25	1
Alex Smith (1989-90)	2	5	24	4.80	0
Kerryon Johnson (2015)	1	6	24	4.00	1
Chris Butler (2001)	1	8	22	2.75	0

Name	G	ATT	YDS	AVG	TD
Casinious Moore (2001)	1	5	21	4.20	0
Quan Bray (2011-13-14)	3	2	21	10.50	0
Wade Whatley (1972-73)	2	18	21	1.17	1
Carl Hardy (1965)	1	5	18	3.60	0
Fred Beasley (1995-96-97)	3	15	18	1.20	0
Randy Campbell (1982-83)	2	9	17	1.89	0
Ron O'Neal (1981-82)	2	7	17	2.43	0
Charles Hataway (1953)	1	3	16	5.33	0
Heath Evans (2000)	1	3	16	5.33	0
Ken Burks (1974)	1	4	16	4.00	0
Tommy Lowry (1969-70-71)	3	7	16	2.29	0
Alex Bowden (1965)	1	16	15	0.94	0
Larry Rawson (1963)	1	4	14	3.50	0
Loran Carter (1968)	1	7	14	2.00	0
Richard Plagge (1965)	1	3	12	4.00	0
Rick Harbuck (1973-74)	2	3	12	4.00	0
Tre Smith (2002-03-05)	3	5	10	2.00	0
Scott Bolton (1986-87)	2	1	9	9.00	0
Tommy Traylor (1968-69)	2	5	9	1.80	1
Ben Obomanu (2002-03-04-05)	4	1	8	8.00	0
Larry Ellis (1968)	1	3	8	2.67	0
Alex Strong (1988-89)	2	2	7	3.50	0
Demontray Carter (1997)	1	4	7	1.75	0
Harry Ward (1973-74)	2	2	7	3.50	0
Jimmy Cook (1955)	1	2	6	3.00	0
Mickey Sutton (1963)	1	1	6	6.00	0
Jason Smith (2015)	1	1	6	6.00	0
Alton Shell (1954-55)	2	2	5	2.50	0
Mike Henley (1974)	1	1	5	5.00	0
Alexander Wright (1986-87-88-89)	4	1	4	4.00	0
Clifton Robinson (2000)	1	1	4	4.00	0
Markeith Cooper (1996-97)	2	1	4	4.00	0
Mike Gates (1974)	1	1	4	4.00	0
Terry Beasley (1969-70-71)	3	1	4	4.00	0
Tony Richardson (1990)	1	3	4	1.33	0
Tucker Frederickson (1963)	1	3	4	1.33	0
Tyrone Goodson (1995-96-97)	3	0	4	0.00	0
Courtney Taylor (2006)	1	1	3	3.00	0
Terry Walker (1982)	1	1	3	3.00	0
Willie Howell (1982)	1	1	2	2.00	1
Carl Stewart (2006-07)	2	1	1	1.00	1
Kyle Collins (1983-84-85)	3	2	1	0.50	0
Brandon Johnson (2001-02-03)	3	1	0	0.00	0
Mac Crawford (1968-69)	2	2	0	0.00	0
Sean White (2015)	1	1	0	0.00	0
Clint Moseley (2011)	1	1	-1	-1.00	0
Chris Vacarella (1974)	1	3	-2	-0.67	0
Mike Mann (1984)	1	1	-2	-2.00	0
Stan White (1990)	1	5	-2	-0.40	2
Doc Griffith (1963)	1	1	-3	-3.00	0
George Rose (1963)	1	1	-3	-3.00	0
Patrick Nix (1995)	1	3	-5	-1.67	0
Freddy Weygand (1984-85-87-88)	4	2	-6	-3.00	0
Tim Carter (2000-01)	2	3	-9	-3.00	0
Ben Leard (2000)	1	4	-11	-2.75	0
Chris Todd (2009)	1	4	-15	-3.75	0
Pat Washington (1984-85)	2	8	-19	-2.38	0
Reggie Slack (1988-89)	2	9	-23	-2.56	1
Pat Sullivan (1969-70-71)	3	18	-24	-1.33	1
Jeff Burger (1984-85-86-87)	4	9	-32	-3.56	0
Brandon Cox (2005-06-07)	3	13	-61	-4.69	0

\*\*\*Missing 1936 Bacardi and 1937 Orange Bowls



# All-Time Individual Bowl Statistics

Name.....	G	NO	YDS	AVG	TD
Ed Butler (1972-73-74).....	3	2	21	10.50	2
Danny Fulford (1965).....	1	2	19	9.50	0
Ben Tate (2006-07-09).....	3	3	19	6.33	0
Jay Ratliff (2001-02-03-04).....	4	1	18	18.00	0
Cameron Artis-Payne (2013-14).....	2	1	18	18.00	0
Mark Currier (1968).....	1	1	17	17.00	0
Robert Johnson (2002).....	1	2	17	8.50	0
Casinio Moore (2001).....	1	2	16	8.00	0
Jim Pyburn (1953-54).....	2	1	16	16.00	0
Joe Walkins (2001).....	1	2	16	8.00	0
Cole Bennett (2007).....	1	2	16	8.00	0
Brent Fullwood (1983-84-85-86).....	4	2	15	7.50	0
Don Lewis (1963-65).....	2	2	15	7.50	0
Lionel James (1982-83).....	2	1	15	15.00	0
Markeith Cooper (1996-97).....	2	2	15	7.50	0
Rick Neel (1973-74).....	2	1	15	15.00	0
Rudi Johnson (2000).....	1	2	15	7.50	0
Scott Bolton (1986-87).....	2	1	15	15.00	0
Duke Donaldson (1985-86-87-88).....	4	4	14	3.50	0
Ed West (1982-83).....	2	1	14	14.00	0
Montez Billings (2007).....	1	1	13	13.00	0
Darrell Williams (1989-90).....	2	2	12	6.00	0
Gabe McKenzie (2006).....	1	1	12	12.00	0
Mike Gates (1972-73-74).....	3	1	12	12.00	0
Tyronne Dillard (1995-96-97).....	3	1	12	12.00	0
Vincent Harris (1986-87-88).....	3	1	12	12.00	0
Tim Hawthorne (2007).....	1	1	12	12.00	0
Jason Smith (2015).....	1	1	11	11.00	1
Alex Smith (1989-90).....	2	1	11	11.00	1
Dale Overton (1988-89-90).....	3	1	11	11.00	0
Danny Arnold (1973-74).....	2	1	10	10.00	0
Jimmy Sidle (1963).....	1	1	10	10.00	0
Mike Henley (1974).....	1	1	10	10.00	0
Carl Stewart (2006).....	1	1	9	9.00	1
Tommie Agee (1983-84-85-86).....	4	1	9	9.00	0
Errick Lowe (1995-96-97).....	3	1	8	8.00	0
Jeremy Hand (1995-97).....	2	1	8	8.00	0
Kyle Collins (1983-84-85).....	3	1	8	8.00	0
Jay Wisner (2011).....	1	1	8	8.00	0
Larry Ellis (1968).....	1	1	7	7.00	0
Allen Giffin (1968).....	1	1	5	5.00	0
Secdric McIntyre (1973-74).....	2	1	5	5.00	0
Tre Smith (2002-03-05).....	3	1	5	5.00	0
Andy Fuller (1995).....	1	1	4	4.00	0
James Wallace Long (1953-54).....	2	1	4	4.00	1
Tommy Trott (2007).....	1	1	4	4.00	0
Jessie McCovery (1995-96).....	2	1	3	3.00	0
Peyton Barber (2015).....	1	1	3	3.00	0
Kevin McLeod (1995-96-97).....	3	1	2	2.00	0
Jake Slaughter (2003-04-05).....	3	1	0	0.00	0
Reggie Ware (1984-85-86-87).....	4	2	0	0.00	0
Robby Robinett (1969-70-71).....	3	1	0	0.00	0
Ronnie Brown (2001-02-03-04).....	4	3	0	0.00	0
Pedro Cherry (1989-90).....	2	1	-3	-3.00	0
Nick Marshall (2013-14).....	2	1	-3	-3.00	0
Terry Walker (1982).....	1	1	-4	-4.00	0
Carnell Williams (2003-04).....	2	2	-6	-3.00	0
Fred Beasley (1995-96-97).....	3	1	-9	-9.00	0

\*\*\* Missing 1936 Bacardi, 1937 Orange and 1953 Gator

## Punting

Name.....	G	NO	YDS	AVG	LNG
Damon Duval (2000-01-02).....	3	16	765	47.8	67
Daniel Carlson (2014).....	1	4	183	45.8	55
Roger Pruett (1971-73).....	2	6	274	45.7	--
Clyde Baumgartner (1974).....	1	2	91	45.5	54
David Beverly (1970-71-72).....	3	17	771	45.4	55
Steven Clark (2011-13).....	2	9	406	45.1	58
Kody Bliss (2003-04-05-06).....	4	21	930	44.3	58
Jaret Holmes (1996-97).....	2	5	216	43.2	51
Clint Durst (2009).....	1	6	253	42.2	48
Brian Shulman (1986-87-88).....	3	17	715	42.1	58
Johnny Adams (1954).....	1	1	42	42.0	42
Robert Freeman (1953-54).....	2	1	40	40.0	40
Kevin Phillips (2015).....	1	3	119	39.7	50
Lewis Colbert (1982-83-84-85).....	4	20	792	39.6	51
Ryan Shoemaker (2007-10).....	2	13	511	39.3	53
Matt Hawkins (1995).....	1	8	313	39.1	55
Richie Nell (1989-90).....	2	7	266	38.0	50
Fob James (1953-54-55).....	3	1	36	36.0	36
Connie Frederick (1968-69).....	2	10	355	35.5	--
Dwight Brisendine (1968).....	1	2	62	31.0	--
Bill Burbank (1955).....	1	2	51	25.5	--

\*\*\* Missing 1965 Liberty, 1963 Orange, 1953 Gator, 1937 Orange, 1936 Bacardi

## Punt Returns

Name.....	G	NO	YDS	AVG	TD
Shayne Wasden (1988-89-90).....	3	6	105	17.5	0
Garrett Harper (2011).....	1	1	16	16.0	0
Marcus Davis (2013-14-15).....	3	6	94	15.7	0
Mike Fuller (1972-73-74).....	3	5	63	12.6	0
Clifton Robinson (2000).....	1	4	48	12.0	0
Chris Davis (2010-11-13).....	3	3	36	12.0	0
Markeith Cooper (1996-97).....	2	5	59	11.8	0
Robert Dunn (2005-07).....	2	4	35	8.8	0
Larry Blakeney (1969).....	1	1	7	7.0	0
Karsten Bailey (1995-96-97).....	3	1	6	6.0	0
Jim McKinney (1972-73-74).....	3	1	6	6.0	0
Robert Baker (1995-96).....	2	5	29	5.8	0
Roderick Hood (2000-01-02).....	3	12	65	5.4	0
Carnell Williams (2003-04).....	2	3	16	5.3	0
Trey Gainous (1983-84-85-86).....	4	7	31	4.4	0
Fob James (1953-54-55).....	3	1	3	3.0	0
Alton Shell (1954-55).....	2	1	3	3.0	0
Tre Smith (2000-03-05-06).....	4	4	10	2.5	0
Johnny Simmons (1970-71-72).....	3	2	4	2.0	0
Angelo Blackson (2011-13-14).....	3	1	1	1.0	0
Jimmie Warren (1983-85).....	2	1	0	0.0	0
Lionel James (1982-83).....	2	1	0	0.0	0
Benny Sivley (1971-72-73).....	3	1	0	0.0	0
Quan Bray (2011-13-14).....	3	1	0	0.0	0
Larry Willingham (1968-69-70).....	3	--	--	----	1

\*\*\* Missing: 1970 Gator, 1968 Sun, 1965 Liberty, 1963 Orange, 1954 Gator, 1953 Gator, 1937 Orange, 1936 Bacardi

# All-Time Individual Bowl Statistics

## Kickoff Returns

Name.....	G	NO	YDS	AVG	TD
Roderick Hood (2000-01-02) .....	3	1	41	41.0	0
Patrick Lee (2006-07) .....	2	3	103	34.3	0
Quan Bray (2011-13-14) .....	3	4	124	31.0	0
Clayton Beauford (1982,-83-84) .....	3	1	29	29.0	0
Alexander Wright (1986-87-88-89).....	4	2	57	28.5	0
Terry Henley (1970-71-72).....	3	1	28	28.0	0
David Middleton (1953-54).....	2	1	27	27.0	0
Johnathan Ford (2013-14-15).....	3	1	27	27.0	0
Shayne Wasden (1988-89-90) .....	3	4	103	25.8	0
Wallace Clark (1968-69-70).....	3	3	77	25.7	0
David Langner (1971-72).....	2	1	25	25.0	0
Eric Hines-Tucker (1995-96) .....	2	2	49	24.5	0
James Joseph (1986-88-89-90) .....	4	2	48	24.0	0
Shan Morris (1985-88) .....	2	1	24	24.0	0
Markeith Cooper (1996-97).....	2	3	71	23.7	0
Tristan Davis (2006-07) .....	2	2	47	23.5	0
Brent Fullwood (1983-84-85-86) .....	4	2	47	23.5	0
Tre Smith (2002-03-05).....	3	1	23	23.0	0
Joe Walkins (2001).....	1	1	23	23.0	0
Demond Washington (2009-10).....	2	9	203	22.6	0
Robert Baker (1995-96).....	2	2	45	22.5	0
Mickey Zofko (1968-69-70).....	3	3	67	22.3	0
Carlos Rogers (2001-02-03-04).....	4	1	22	22.0	0
Robert Hoppe (1955).....	1	1	22	22.0	0
Joe Childress (1953-54-55) .....	3	3	64	21.3	0
Harry Mose (1987).....	1	3	63	21.0	0
Perry Reed (1987).....	1	2	42	21.0	0
Pedro Cherry (1989-90) .....	2	1	21	21.0	0
Karsten Bailey (1995-96-97).....	3	3	61	20.3	0
Rick Neel (1973-74).....	2	2	40	20.0	0
Carnell Williams (2003-04) .....	2	1	20	20.0	0
Robert Freeman (1953-54).....	2	1	20	20.0	0
Tommy Lowry (1969-70-71).....	3	1	19	19.0	0
Kyle Collins (1983-84-85).....	3	2	37	18.5	0
James Owens (1970-71-72).....	3	2	37	18.5	0
Fob James (1953-54-55).....	3	2	37	18.5	0
Mike Fuller (1972-73-74).....	3	3	54	18.0	0
Onterio McCalebb (2009-10-11) .....	3	1	18	18.0	0
Corey Grant (2013-14).....	2	3	53	17.7	0
Devin Aromashodu (2002-03-04-05).....	4	5	87	17.4	0
Alex Smith (1989-90).....	2	1	17	17.0	0
Chris Davis (2010-11-13).....	3	1	17	17.0	0
Tim Carter (2000-01) .....	2	2	32	16.0	0
Trey Gainous (1983-84-85-86).....	4	1	16	16.0	0
Brad Lester (2005).....	1	1	15	15.0	0
Mario Fannin (2007-09-10).....	3	1	14	14.0	0
Alan Evans (1982-83) .....	2	2	28	14.0	0
Kevin McLeod (1995-96-97) .....	3	1	12	12.0	0
Lionel James (1982-83).....	2	2	23	11.5	0
Curtis Stewart (1985-87).....	2	1	10	10.0	0
Terry Page (1971).....	1	1	8	8.0	0
Howell Tubbs (1955).....	1	1	8	8.0	0
Jay Prosch (2013) .....	1	1	3	3.0	0

\*\*\* Missing: 1970 Gator, 1965 Liberty, 1963 Orange, 1953 Gator, 1937 Orange, 1936 Bacardi

## Interceptions

Name.....	G	NO	YDS	AVG	TD
Buddy McClinton (1968-69) .....	2	3	51	17.0	1
Walter McFadden (2007-09).....	2	2	100	50.0	1
Arthur Johnson (1984-85-86) .....	3	2	38	19.0	0
Donald Webb (1968-69) .....	2	2	29	14.5	0
Ron Yarbrough (1968) .....	1	2	21	10.5	0
T'Sharven Bell (2009-10).....	2	2	3	1.5	0
Chip Powell (1984-85-86).....	3	2	0	0.0	0
Jermaine Whitehead (2011-13-14).....	3	2	0	0.0	0
Karibi Dede (2006).....	1	1	52	52.0	0
Kevin Porter (1984-85-86-87).....	4	1	35	35.0	1
Junior Rosegreen (2001-02-03-04).....	4	1	32	32.0	0
Mark Dorminey (1982).....	1	1	29	29.0	0
Mike Fuller (1972-73-74).....	3	1	29	29.0	0
Roderick Hood (2000-01-02).....	3	1	28	28.0	0
Danny Arnold (1973-74) .....	2	1	21	21.0	0
Smokey Hodge (1986-87-88).....	3	1	13	13.0	0
Jim McKinney (1972-73-74).....	3	1	12	12.0	0
Victor Beasley (1982-83-84).....	3	1	10	10.0	0
Sonny Ferguson (1968-69).....	2	1	9	9.0	0
Jonathan Robinson (1983-84-85) .....	3	1	8	8.0	0
Tray Matthews (2015) .....	1	1	6	6.0	0
Jake Holland (2010-11) .....	2	1	5	5.0	0
Derrick Graves (2002-03-04).....	3	1	4	4.0	0
Mike Kolen (1968-69).....	2	1	3	3.0	0
Gregg Carr (1982-83-84).....	3	1	2	2.0	0
Jimmy Cook (1955).....	1	1	1	1.0	0
Zac Etheridge (2007-10).....	2	1	0	0.0	0
Neiko Thorpe (2009-10) .....	1	1	0	0.0	0
Will Herring (2003-04-05).....	3	1	0	0.0	0
Karlos Dansby (2001-02-03).....	3	1	0	0.0	0
Takeo Spikes (1995-96-97) .....	3	1	0	0.0	0
Tyrece Williams (1995-96-97).....	3	1	0	0.0	0
Dell McGee (1995).....	1	1	0	0.0	0
Quentin Riggins (1986-87-88-89).....	4	1	0	0.0	0
Russ Carreker (1985-86) .....	2	1	0	0.0	0
Tim Drinkard (1982).....	1	1	0	0.0	0
Johnny Simmons (1970-71-72).....	3	1	0	0.0	0
Dave Beck (1970-71-72).....	3	1	0	0.0	0
Jimmie Warren (1983-85).....	2	1	0	0.0	0
Bruce Evans (1972-73-74).....	3	1	0	0.0	0
Bobby Strickland (1968-69-70).....	3	1	0	0.0	0
Trovon Reed (2011-13-14) .....	3	1	0	0.0	0

\*\*\* Missing: 1970 Gator, 1953 Gator, 1937 Orange, 1936 Bacardi

# All-Time Individual Bowl Statistics

## Scoring

Name.....	G	TD	2Pt	XP	FG	S	PTS
Bo Jackson (1983-84-85-86).....	4	6	0-0	0-0	0-0	0	36
Ronnie Brown (2001-02-03-04).....	4	4	0-0	0-0	0-0	0	24
John Vaughn (2004-05-06).....	3	0	0-0	8-8	5-5	0	23
Wes Byrum (2007-09-10).....	3	0	0-0	9-9	4-5	0	21
Kodi Burns (2007-09-10).....	3	3	0-0	0-0	0-0	0	18
Al Del Greco (1982-83).....	2	0	0-0	3-3	5-6	0	18
Win Lyle (1987-88-89).....	3	0	0-0	6-6	4-4	0	18
Ben Tate (2006-07-09).....	3	3	0-0	0-0	0-0	0	18
Cody Parkey (2011-13).....	2	0	0-0	9-9	3-5	0	18
Tre Mason (2011-13).....	2	3	0-0	0-0	0-0	0	18
Jaret Holmes (1996-97).....	2	0	0-0	2-2	5-7	0	17
Joe Childress (1953-54-55).....	3	2	0-0	3-5	0-0	0	15
Daniel Carlson (2014-15).....	2	0	0-0	8-8	2-4	0	14
Carl Stewart (2006).....	1	2	0-0	0-0	0-0	0	12
Carnell Williams (2003-04).....	2	2	0-0	0-0	0-0	0	12
Dameyune Craig (1995-96-97).....	3	2	0-4	0-0	0-0	0	12
Ed Butler (1972-73-74).....	3	2	0-0	0-0	0-0	0	12
Fob James (1953-54-55).....	3	2	0-0	0-0	0-0	0	12
Greg Taylor (1988-89-90).....	3	2	0-0	0-0	0-0	0	12
Harry Unger (1970-71).....	2	2	0-0	0-0	0-0	0	12
Mickey Zofko (1968-69-70).....	3	2	0-0	0-0	0-0	0	12
Rusty Williams (1996-97).....	2	2	0-0	0-0	0-0	0	12
Stan White (1990).....	1	2	0-0	0-0	0-0	0	12
Thomas Gossom (1972-73-74).....	3	2	0-0	0-0	0-0	0	12
Walter Reeves (1985-86-87-88).....	4	2	0-0	0-0	0-0	0	12
Kiehl Frazier (2011-13).....	2	2	0-0	0-0	0-0	0	12
Onterio McCalebb (2009-10-11).....	3	2	0-0	0-0	0-0	0	12
Cameron Artis-Payne (2013-14).....	2	2	0-0	0-0	0-0	0	12
John Riley (1968-69).....	2	0	0-0	5-5	2-5	0	11
Damon Duval (2000-01-02).....	3	0	0-0	6-6	1-3	0	9
Jim Von Wyl (1989-90).....	2	0	0-0	3-3	2-2	0	9
Dan Nugent (1972-73-74).....	3	1	1-1	0-0	0-0	0	8
Gardner Jett (1971-72).....	2	0	0-0	5-5	1-2	0	8
Emory Blake (2009-10-11).....	3	1	0-0	0-0	0-0	0	6
Quidarius Carr (2009-10).....	2	1	0-0	0-0	0-0	0	6
Walter McFadden (2009).....	1	1	0-0	0-0	0-0	0	6
Alex Smith (1989-90).....	2	1	0-0	0-0	0-0	0	6
Alvin Bresler (1969-70).....	2	1	0-0	0-0	0-0	0	6
Billy Hitchcock (1936-37).....	2	1	0-0	0-0	0-0	0	6
Brent Fullwood (1983-84-85-86).....	4	1	0-1	0-0	0-0	0	6
Buddy McClinton (1968-69).....	2	1	0-0	0-0	0-0	0	6
Clifton Robinson (2000).....	1	1	0-0	0-0	0-0	0	6
Connie Frederick (1968-69).....	2	1	0-0	0-0	0-0	0	6
Courtney Taylor (2003-04-05).....	3	1	0-0	0-0	0-0	0	6
Deandre Green (2000).....	1	1	0-0	0-0	0-0	0	6
Devin Aromashodu (2002-03-04-05).....	4	1	0-0	0-0	0-0	0	6
Greg Pratt (1982).....	1	1	0-0	0-0	0-0	0	6
Herbert Casey (1989-90).....	2	1	0-0	0-0	0-0	0	6
James Wallace Long (1953-54).....	2	1	0-0	0-0	0-0	0	6
Jimmy Sidle (1963).....	1	1	0-0	0-0	0-0	0	6
Kevin McLeod (1995-96-97).....	3	1	0-0	0-0	0-0	0	6
Kevin Porter (1984-85-86-87).....	4	1	0-0	0-0	0-0	0	6
Larry Willingham (1968-69-70).....	3	1	0-0	0-0	0-0	0	6
Lawyer Tillman (1985-86-87-88).....	4	1	0-0	0-0	0-0	0	6
Lorenzo Diamond (2001-02).....	2	1	0-0	0-0	0-0	0	6
Mitzi Jackson (1974).....	1	1	0-0	0-0	0-0	0	6
Pat Sullivan (1969-70-71).....	3	1	0-0	0-0	0-0	0	6
Ralph O'Gwynne (1936-37).....	2	1	0-0	0-0	0-0	0	6
Red Phillips (1955).....	1	1	0-0	0-0	0-0	0	6
Reggie Slack (1988-89).....	2	1	0-0	0-0	0-0	0	6
Rob Spivey (1972-73).....	2	1	0-0	0-0	0-0	0	6
Robert Baker (1995-96).....	2	1	0-0	0-0	0-0	0	6
Robert Duke (1953).....	1	1	0-0	0-0	0-0	0	6
Robert Freeman (1953-54).....	2	1	0-0	0-0	0-0	0	6
Ronney Daniels (2000).....	1	1	0-0	0-0	0-0	0	6
Rudi Johnson (2000).....	1	1	0-0	0-0	0-0	0	6
Sandy Cannon (1971-72).....	2	1	0-0	0-0	0-0	0	6
Terry Beasley (1969-70-71).....	3	1	0-0	0-0	0-0	0	6
Tim Christian (1968).....	1	1	0-0	0-0	0-0	0	6

Name.....	G	TD	2Pt	XP	FG	S	PTS
Tom Bryan (1965).....	1	1	0-0	0-0	0-0	0	6
Tommy Traylor (1968-69).....	2	1	0-0	0-0	0-0	0	6
Tyrone Goodson (1995-96-97).....	3	1	0-0	0-0	0-0	0	6
Vince Dooley (1953).....	1	1	0-0	0-0	0-0	0	6
Wade Whatley (1972-73).....	2	1	0-0	0-0	0-0	0	6
Willie Gosha (1995-96).....	2	1	0-0	0-0	0-0	0	6
Willie Howell (1982).....	1	1	0-0	0-0	0-0	0	6
Mario Fannin (2007-09-10).....	3	1	0-0	0-0	0-0	0	6
Melvin Ray (2013-14-15).....	3	1	0-0	0-0	0-0	0	6
Nick Marshall (2013-14).....	2	1	0-0	0-0	0-0	0	6
Ricardo Louis (2013-14-15).....	3	1	0-0	0-0	0-0	0	6
C.J.Uzomah (2011-13-14).....	3	1	0-0	0-0	0-0	0	6
Kerryon Johnson (2015).....	1	1	0-0	0-0	0-0	0	6
Jeremy Johnson (2015).....	1	1	0-0	0-0	0-0	0	6
Jason Smith (2015).....	1	1	0-0	0-0	0-0	0	6
Jovon Robinson (2015).....	1	1	0-0	0-0	0-0	0	6
Chris Wilson (1972-73-74).....	3	0	0-0	2-2	1-1	0	5
Chris Johnson (1985-87-88).....	3	0	0-0	1-1	1-2	0	4
Chris Knapp (1984-86).....	2	0	0-0	3-3	0-0	0	3
Mike Blanc (2007-09-10).....	3	0	0-0	0-0	0-0	1	2
Dave Beck (1970-71-72).....	3	0	1-1	0-0	0-0	0	2
Matt Hawkins (1995).....	1	0	0-0	2-2	0-1	0	2
Pat Washington (1984-85).....	2	0	1-1	0-0	0-0	0	2
Tracy Rocker (1985-86-87-98).....	4	0	0-0	0-0	0-0	1	2
Team (2011).....	1	0	0-0	0-0	0-0	1	2
Howell Tubbs (1955).....	1	0	0-0	1-1	0-0	0	1
James Fenton (1936-37).....	2	0	0-0	1-1	0-0	0	1
Don Lewis (1963-65).....	2	0	0-0	0-1	0-1	0	0
Greg Gillis (1974).....	1	0	0-0	0-0	0-1	0	0
Jason Campbell (2001-02-03-04).....	4	0	0-1	0-0	0-0	0	0
Phil Gargis (1973-74).....	2	0	1-1	0-0	0-0	0	0
Randy Campbell (1982-83).....	2	0	0-1	0-0	0-0	0	0
Robert McGinty (1984).....	1	0	0-0	0-1	0-1	0	0
Team (1955).....	1	0	0-0	0-1	0-0	0	0

\*\*\* Missing (kickers): 1973 Sun, 1970 Gator, 1963 Orange, 1953 Gator, 1937 Orange



# Auburn Bowl History

## 1937 Bacardi Bowl

**Auburn** 7  
**Villanova** 7

January 1, 1937  
 Cuban National Sports Festival  
 Havana, Cuba

Auburn's bowl history began in 1937 when the Tigers and Villanova tied 7-7 in the Bacardi Bowl, sometimes referred to as the Rhumba Bowl or the Cigar Bowl, the climaxing event of Cuba's annual National Sports Festival. The game was played in Havana, Cuba, and is the first bowl game to ever be played outside the United States.

An Auburn drive in the first quarter stalled on the 10-yard line where the Wildcats took over on downs. After a Villanova punt, Auburn back Billy Hitchcock broke loose around left end and rambled 40 yards for the Tigers only score. The score at the half was Auburn 7, Villanova 0.

Auburn stopped a Villanova drive on its own 12-yard line during the third quarter but couldn't get field position. Villanova was able to tie the score when they blocked an Auburn quick kick and the ball bounced into the endzone where Wildcat Lineman Matthews Kuber fell on it for the score. The PAT tied up the game.

Auburn's return to the States marked an end to more than 11,000 miles of football travel for the 7-2-2 Tigers that finished the season ranked 13th in the nation under coach Jack Meagher.

The game was played in a revolutionary atmosphere. Fulgencio Batista, the dictator who would be overthrown by Fidel Castro 22 years later, had just assumed power. The game was almost canceled because Batista's picture was not in the game program. A quick trip to the

printer saved the Bacardi Bowl and allowed Auburn's bowl history to get off to a significant and historical beginning.

Auburn	0	7	0	0	—	7
Villanova	0	0	0	7	—	7
AU - Hitchcock 40 run (kick), 2nd						
VU - Kuber recovered blocked kick in endzone, 4th						
	AU		VU			
First Downs	.9		7			
Rushing Yards	.152		129			
Passing Yards	.29		24			
Passing (C-A-I)	2-12-1		2-6-2			
Total Offense	.181		153			
Punts-Avg.	44.0		37.0			
Fumbles Lost	.1		1			
Penalty Yards	.20		20			
Attendance: 12,000						

## 1938 Orange Bowl

**Auburn** 6  
**Michigan State** 0

January 1, 1938  
 Orange Bowl  
 Miami, Florida

Southeastern Conference officials lifted a ban which forbade SEC teams to play postseason games in bowls other than the Rose and Sugar Bowls and allowed Auburn to play Michigan State in the Orange Bowl.

A capacity crowd of 19,000 fans watched an aggressive Auburn team defeat the powerful Spartans, 6-0 limiting Michigan State to only two first downs, the first coming late in the third quarter, and 57 total offensive yards, 32 yards rushing and 25 passing. Auburn racked up 233 yards on the ground and 79 through the air for 312 total yards.

Auburn's only score was set up by a George Kenmore 60-yard punt return that put the Tigers on the Spartan 36-yard line. On the first play from scrimmage Kenmore passed to Ralph O'Gwynne at the Spartan two-yard line. On fourth and goal from the one, O'Gwynne circled left end for the only score of the game.

Coach Jack Meagher's Tigers finished the season with a 6-2-3 record.

Auburn	0	6	0	0	—	6
Michigan St.	0	0	0	0	—	0
AU - O'Gwynne 2 run (kick failed), 2nd						
	AU		MSU			
First Downs	.12		2			
Rushing Yards	.197		40			
Passing Yards	.81		25			
Passing (C-A-I)	4-12-3		2-9-2			
Total Offense	.278		65			
Punts-Avg.	10-32.3		12-40.4			
Fumbles/Lost	0/0		0/0			
Penalty Yards	.50		40			
Attendance: 18,972						

# Auburn Bowl History

## 1954 Gator Bowl

**Auburn** 13  
**Texas Tech** 35

January 1, 1954  
Gator Bowl  
Jacksonville, Florida

In Auburn's first bowl appearance in 15 years, and first bowl game under Ralph "Shug" Jordan, the Tigers' starting offensive backfield included a future Governor of Alabama (Fob James) and a future coach of the University of Georgia (Vince Dooley), but Texas Tech was not impressed and handed the Tigers a 35-13 defeat.

Dooley guided Auburn to a touchdown the first time they had the ball as the Tigers went 60 yards in 10 plays, with James' 21-yard run being a key play in the drive. Bobby Duke scored from the one. A tough Auburn defense held the Red Raiders, the nation's highest scoring team, to just 11 yards in the first quarter. But it wasn't long before they would get on track.

Texas Tech scored early in the second period on a 30-yard pass from Jack Kirkpatrick to Bobby Cavazos. Auburn came back after

an intercepted pass, and Dooley scored on a 10-yard run to end the drive. The Tigers led 13-7 at halftime, but it was all downhill from there.

Texas Tech scored the first two times they had the ball in the second half, once after blocking an Auburn punt, to lead at the end of three quarters, 21-13.

Two touchdowns on two possessions in the fourth quarter made the final score read Texas Tech 35, Auburn 13.

Auburn	7	6	0	0	—	13
Texas Tech	0	7	14	14	—	35

AU - Duke 1 run (kick), 1st  
TT - Cavazos 30 pass from Kirkpatrick (kick), 2nd  
AU - Dooley 10 run (kick failed), 2nd  
TT - Erwin 53 pass from Kirkpatrick (kick), 3rd  
TT - Cavazos 2 run (kick), 3rd  
TT - Fumble recovered in endzone (kick), 4th  
TT - Cavazos 59 run (kick), 4th

	AU	TT
First Downs	12	11
Rushing Yards	195	226
Passing Yards	72	145
Passing (C-A-I)	6-16-2	6-12-1
Total Offense	267	371
Punts-Avg.	6-30.5	6-33.1
Fumbles Lost	2	0
Penalty Yards	66	83

RUSHING: (AU) Dooley 16-56 (TD), James 6-28, Duke 4-37 (TD), Minor 4-32, Hataway 3-16; (TTU) Cavazos 13-141 (3TD), Jones 2-44, Johnson 7-31, Lewis 5-12, Green 1-11.

PASSING: (AU) Dooley 4-8-1, 49, Freeman 2-7-1, 23, Davis 0-1-0, 0; (TTU) Kirkpatrick 3-4-0, 95, Johnson 1-2-0, 6, Hill 1-1-0, 31, Lewis 1-1-0, 13.

RECEIVING: (AU) N/A.

Attendance: 28,641

## 1954 Gator Bowl

**Auburn** 33  
**Baylor** 13

December 31, 1954  
Gator Bowl  
Jacksonville, Florida

Auburn became the first team to play in the same bowl game twice in the same year when they defeated Baylor 33-13 in the 1954 Gator Bowl. The Tigers had met Texas Tech in the Jan. 1, 1954, Gator Bowl, but then Gator Bowl officials decided to move the game away from New Year's Day.

Baylor fumbled the opening kickoff, Auburn recovered and five plays later "Joltin Joe" Childress scored the first Auburn touchdown.

Baylor came back with a nine-play, 63-yard drive to tie the score at 7-7 at the end of the first quarter.

Auburn's two possessions of the second quarter resulted in a pair of touchdowns, a 43-yard run by Fob James and a four-yard Bobby Freeman to Jimmy Long pass which capped a 92-yard drive. Auburn led at the half, 21-7.

The Tigers scored twice in the second half, sandwiching their scores around a five-play, 66-yard drive by the Bears. Childress capped an

87-yard Auburn drive with a three-yard run, and the Tigers ended the scoring with a three-play 67-yard drive to win going away, 33-13.

Childress was the game's MVP with 134 yards on 20 carries.

Auburn finished the season with an 8-3 record under Coach Ralph "Shug" Jordan.

Auburn	7	14	12	0	—	33
Baylor	7	0	6	0	—	13

AU - Childress 7 run (kick), 1st  
BU - Saage 1 run (kick), 1st  
AU - James 43 run (kick), 2nd  
AU - Long 4 pass from Freeman (kick), 2nd  
AU - Childress 3 run (kick failed), 3rd  
BU - Dupre 38 run (kick blocked), 3rd  
AU - Freeman 5 run (kick failed), 3rd

	AU	BU
First Downs	25	16
Rushing Yards	423	105
Passing Yards	53	134
Passing (C-A-I)	3-7-1	10-18-0
Total Offense	476	239
Punts-Avg.	2-41.0	3-42.0
Fumbles Lost	2	4
Penalty Yards	52	25

RUSHING: (AU) Childress 20-134 (2TD), Freeman 12-80 (TD), Middleton 12-60, James 6-71 (TD); (BU) N/A.

PASSING: (AU) Freeman 3-7-1, 53 (TD); (BU) N/A.

RECEIVING: (AU) Hall 1-33, Pyborn 1-16, Long 1-4 (TD); (BU) N/A.

Attendance: 28,426

### Did You Know?

Auburn has played two bowl games in one calendar year nine times. They are:

- 1954: Gator Bowl, Jan. 1 vs. Texas Tech and the Gator Bowl, Dec. 31 against Baylor
- 1972: Sugar Bowl, Jan. 1 vs. Oklahoma and the Gator Bowl, Dec. 30 vs. Colorado
- 1984: Sugar Bowl, Jan. 2 vs. Michigan and the Liberty Bowl, Dec. 27 vs. Arkansas
- 1990: Hall of Fame Bowl, Jan. 1 vs. Ohio State and the Peach Bowl, Dec. 29 vs. Indiana
- 1996: Outback Bowl, Jan. 1 vs. Penn State and the Independence Bowl, Dec. 31 vs. Army
- 2001: Citrus Bowl, Jan. 1 vs. Michigan and the Peach Bowl, Dec. 31 vs. North Carolina
- 2003: Capital One Bowl, Jan. 1 vs. Penn State and the Music City Bowl, Dec. 31 vs. Wisconsin
- 2007: Cotton Bowl, Jan. 1 vs. Nebraska and the Chick-fil-A Bowl, Dec. 31 vs. Clemson
- 2011: BCS National Championship, Jan. 10 vs. Oregon and the Chick-fil-A Bowl, Dec. 31 vs. Virginia
- 2015: Outback Bowl, Jan. 1 vs. Wisconsin and the Birmingham Bowl, Dec. 30 vs. Memphis

# Auburn Bowl History

## 1955 Gator Bowl

**Auburn** 13  
**Vanderbilt** 25

**December 31, 1955**  
**Gator Bowl**  
**Jacksonville, Florida**

It was Auburn's third straight trip to the Gator Bowl and Vanderbilt's first bowl game ever, and that might tell the story of Auburn's 25-13 upset loss to the Commodores.

Vanderbilt scored first on a seven-yard Don Orr to Joe Stephenson pass which was set up by a Howell Tubbs fumble, the first of three for him that day, which gave the Commodores the ball on the Tigers' 39-yard line. Auburn scored early in the second quarter, driving 72 yards for the TD. Tubbs passed to Fob James for 38 yards and the touchdown. Vanderbilt scored quickly, going 76 yards in four plays as Orr scored from the three-yard line. The extra point was not good and the Commodores led at the half, 13-7.

Another Tubbs fumble set up Vanderbilt's first scoring drive of the second half. Recovering at the Auburn 45-yard line, Vanderbilt took eight plays to score with Phil King going over from the one, giving Vanderbilt a 19-7 lead. A poor punt and a 15-yard penalty gave the Commodores the ball on the Auburn 26-yard line after the Tigers were unable to move. On the first play of the fourth quarter, Charlie Horton scored from the Auburn one to give Vanderbilt a 25-7 lead. Auburn finished the scoring with a seven-yard Jimmy Cook to Red Phillips pass at the end of a six-play, 66-yard drive to make the final score 25-13.

Auburn fumbled five times with Vanderbilt recovering all five to set up the Tigers most disappointing loss of the 1955 campaign. The Tigers finished with an 8-2-1 record.

Joe Childress was voted Auburn's outstanding player.

Auburn	0	7	0	6	—	13
Vanderbilt	7	6	6	6	—	25

	AU	VU
First Downs	15	15
Rushing Yards	159	177
Passing Yards	142	94
Passing (C-A-I)	8-13-1	5-8-0
Total Offense	301	271
Punts-Avg.	3-29.0	4-32.0
Fumbles Lost	.6	1
Penalty Yards	.59	54

RUSHING: (AU) Childress 15-58, Tubbs 11-25, James 9-43 (TD), Hoppe 6-33, Cook 2-6; (VU) Horton 13-57 (TD), Orr 10-43 (TD), Hunt 6-39, King 10-33, Morgan 1-6, Scalen 1-3, Jakaley 1(-1), PePoy 2(-3), .

PASSING: (AU) Tubbs 4-9-0, 101 (TD), Cook 3-3-0, 41 (TD), Burbank 0-1-0, 0; (VU) Orr 4-6-1, 67 (TD), Sturm 1-2-0, 27.

RECEIVING: (AU) James 2-51 (TD), Elliott 2-41, Phillips 2-28 (TD), Childress 1-22; (VU) Scalen 2-44, Stephenson 2-23, Brown 1-27.

Attendance: 32,175

## 1964 Orange Bowl

**Auburn** 7  
**Nebraska** 13

**January 1, 1964**  
**Orange Bowl**  
**Miami, Florida**

A trip to the Orange Bowl capped a near perfect season for the Auburn Tigers. Coach "Shug" Jordan led his Tigers to a 9-1 record with a rugged defense and an option offense featuring All-America quarterback Jimmy Sidle and halfback Tucker Frederickson. Auburn had defeated Alabama 10-8 to earn the chance to play the Big Eight powerhouse Nebraska Cornhuskers.

Auburn found itself in the hole on the second play from scrimmage as Nebraska quarterback Dennis Claridge sneaked off right guard for a 68-yard touchdown gallop that left Auburn trailing 7-0 before most of the fans were seated. Two Dave Theissen field goals gave the Cornhuskers a 13-0 lead with over 10 minutes remaining in the first half. That is the lead the Nebraska team took in the locker room.

The "Jekyll and Hyde" Auburn team was as dominating in the second half as they were inept in the first half. Sidle led the resurgence of the Tigers by capping off their only scoring drive with a 13-yard run in the third quarter. With only 1:30 left in the game, the Tigers were on the Nebraska 10-yard line. But a costly motion penalty and an incomplete fourth down desperation pass sealed the Cornhusker victory.

Auburn dominated in the second half, combining for 110 rushing yards and 101 passing yards while limiting Nebraska to 43 yards on the ground and nine in the air.

Sidle finished the day with 96 yards rushing on 21 carries.

Auburn	0	0	7	0	—	7
Nebraska	10	3	0	0	—	13

NU - Claridge 68 run (Theissen kick), 13:47, 1st	
NU - Theissen 31 FG, 5:26, 1st	
NU - Theissen 36 FG, 13:05, 2nd	
AU - Sidle 13 run (Woodall kick), 3:32, 3rd	

	AU	NU
First Downs	17	11
Rushing Yards	126	204
Passing Yards	157	30
Passing (C-A-I)	14-27-1	4-9-0
Total Offense	283	234
Punts-Avg.	6-35.2	7-38.3
Fumbles/Lost	3/1	2/1
Penalty Yards	.39	65

RUSHING: (AU) Sidle 25-96 (TD), Rawson 4-14, Frederickson 3-4, Sutton 1-6, Rose 1(-3), Griffith 1(-3); (NU) N/A.

PASSING: (AU) Sidle 12-25, 141, Rose 2-2, 16; (NU) N/A.

RECEIVING: (AU) Simpson 4-39, Rose 3-37, Waid 2-34, Ingle 2-22, Lewis 2-15, Sidle 1-10; (NU) N/A.

Attendance: 72,647

# Auburn Bowl History

## 1965 Liberty Bowl

**Auburn** 7  
**Ole Miss** 13

December 18, 1965  
Liberty Bowl Memorial Stadium  
Memphis, Tennessee

It was the seventh annual Liberty Bowl, but the first to be played in the present site of Memphis, Tenn., that saw the Ole Miss Rebels hold off a gallant Auburn comeback to win 13-7.

Ole Miss got the scoring started when Johnny Keyes connected on a 42-yard field goal in the first period. Auburn marched right back and scored when fullback Tom Bryan broke off left tackle and raced 44 yards for the touchdown. The score at halftime was Auburn 7, Ole Miss 3.

The Rebels took the opening kickoff and ran off nine consecutive rushing plays to march to the Tiger six-yard line. From there reserve quarterback Joe Graves went to the air and found wingback Doug Cunningham for a six-yard touchdown pass. The extra point gave Ole Miss a 10-7 lead. Keyes added another field goal to complete the scoring but not the action. Auburn marched deep into Rebel territory. But, with only seconds remaining, the Tigers' desperation fourth down pass fell incomplete, preserving the win for the Rebels.

Auburn's Bryan was selected as the game's Most Valuable Player

Auburn	0	7	0	0	—	7
Ole Miss	0	3	7	3	—	13

and the Outstanding Back. He finished with 111 rushing yards on 19 carries. Tiger back Robert Fulghum was selected as the Outstanding Defensive Back. Coach "Shug" Jordan's team finished with a 5-5-1 record.

	AU	OM
First Downs	15	12
Rushing Yards	156	189
Passing Yards	112	24
Passing (C-A-I)	11-24-1	4-12-0
Total Offense	268	213
Punts-Avg.	8-39.0	9-34.8
Fumbles/Lost	0/0	0/0
Penalty-Yards	4-29	5-25

RUSHING: (AU) Bryan 19-111 1 TD; (OM) Dennis 15-75, Heidel 16-72, Wade 13-43.

PASSING: (AU) Bowden 11-24-1-112; (OM) Graves 2-10-0-15 1 TD, Heidel 2-2-0-9.

RECEIVING: (AU) Hardy 4-46, Bryan 3-23; (OM) Matthews 2-9.

Attendance: 38,607

## 1968 Sun Bowl

**Auburn** 34  
**Arizona** 10

December 28, 1968  
Sun Bowl Stadium  
El Paso, Texas

The Tigers broke open a 10-10 halftime deadlock and exploded to a Sun Bowl win in El Paso, Texas.

Auburn jumped to a 10-0 lead early in the game behind a 65-yard scoring pass from quarterback Loran Carter to halfback Mickey Zofko and a 52-yard field goal by John Riley. Arizona came back with a touch-down pass and field goal of its own to tie the score as the players headed for the locker room at the half.

Auburn reserve quarterback, Tommy Traylor, scampered nine yards to open the second half scoring for the Tigers on their first possession of the half. Two plays later, Buddy McClinton picked off an errant Wildcat pass, one of three interceptions for McClinton, and raced 32 yards for another Auburn score. Riley added another field goal and Carter flipped a 43-yard touchdown pass to Tim Christian to complete the Tiger scoring.

Arizona	0	10	0	0	—	10
Auburn	10	0	14	10	—	34

UA - Riley 52 FG, 2:19, 1st  
AU - Zofko 65 pass from Carter (Riley kick), 0:17, 1st  
UA - Hurley 37 FG, 7:51, 2nd  
UA - Aranson 12 pass from Lee (Hurley kick), 0:54, 2nd  
AU - Traylor 9 run (Riley kick), 3:15, 3rd  
AU - McClinton 32 interception return (Riley kick), 2:51, 3rd  
AU - Christian 42 pass from Carter (Riley kick), 14:19, 4th  
AU - Riley 41 FG, 11:14, 4th

	UA	AU
First Downs	16	12
Rushing Yards	70	147
Passing Yards	164	156
Passing (C-A-I)	13-44-8	7-28-3
Total Offense	234	303
Punts-Avg.	11-34.3	7-26.4
Fumbles/Lost	2/1	3/2
Penalty-Yards	4-38	4-36

RUSHING: (UA) Fuimaono 18-48, Husted 16-35, Gardin 1-22, Lee 2-(-15), Driscoll 8-(-20); (AU) Hurston 14-49, Currier 11-29, Zofko 9-26, Traylor 4-20, Carter 7-14, Ellis 3-8, Clark 4-1, Crawford 2-0.

PASSING: (UA) Lee 6-24-6-89 1 TD, Driscoll 7-20-2-75; (AU) Carter 7-28-3-156 2 TD.

RECEIVING: (UA) Gardin 5-74, Sherwood 2-40, Coddington 2-32, Fuimaono 2-4, Aranson 1-12 1 TD, Mitchell 1-2; (AU) Christian 3-62 1 TD, Zofko 1-65 1 TD, Currier 1-17, Ellis 1-7, Gilfin 1-5.

Attendance: 32,302

The game's oddest play occurred when Auburn punter Connie Frederick had a punt blocked by Arizona. The Wildcats almost recovered the loose ball for a touchdown but Frederick managed to get to the ball first and was able to punt the ball a second time.

Auburn's defense combined for a Sun Bowl record eight interceptions.

McClinton was named the game's Most Valuable Player while teammate David Campbell was named Most Valuable Lineman from his defensive tackle position.

# Auburn Bowl History

## 1969 Astro-Bluebonnet Bowl

**Auburn** 7  
**Houston** 36

December 31, 1969  
Astrodome  
Houston, Texas

Auburn played its first football game indoors, losing to Houston 36-7 in the Astro-Bluebonnet Bowl.

Houston executed its veer offense to perfection and executed Auburn in the process. Behind the leadership of sophomore quarterback Gary Mullins, the Cougars piled up Astro-Bluebonnet records for rushing yards with 376 and total yards with 516.

Auburn's Terry Beasley, just a sophomore, fumbled the ball away at the Tiger 29-yard line on the opening kickoff. The Cougars covered those 29 yards in seven plays with Mullins sneaking over from the one-yard line.

Later, Houston capped an 80-yard drive with a Carlos Lopez 27-yard field goal to take a 10-0 lead early in the second quarter. A bowl record 57-yard punt by Auburn's Connie Frederick put Houston back at its own 16-yard line, but the Cougars stormed away with an 84-yard, five-play drive. Strong went 74 yards on the first play of the drive and scored the touchdown on fourth and goal from the one.

Auburn mounted its only scoring drive of the game, going 67 yards in five short plays in the second quarter. A 36-yard halfback pass from Mickey Zofko to Frederick finished the drive. The Tigers seemed to take the momentum into the locker room after blocking a Cougar 25-yard field goal attempt, late in the quarter.

But Houston took command early in the second half. After receiving the second half kickoff, the Cougars marched 73 yards in eight rushing plays and scored when Ted Heiskell cracked over from the one yard line. The two-point conversion attempt failed and Houston led 22-7. Auburn drove to the Houston 28-yard line before a Rat Riley 45-yard field goal was blocked. Auburn never recovered.

Auburn	0	7	0	0	—	7
Houston	7	9	6	14	—	36
UH - Mullins 1 run (kick), 1st						
UH - Lopez 27 FG, 2nd						
UH - Strong 1 run (kick failed), 2nd						
AU - Frederick 36 pass from Zofko (kick), 2nd						
UH - Heiskell 16 run (pass failed), 3rd						
UH - Strong 12 run (kick), 4th						
UH - Mazsiek 20 pass from Clark (kick), 4th						
	AU		UH			
First Downs	.14		25			
Rushing Yards	.1		376			
Passing Yards	.188		140			
Passing (C-A-I)	13-37-2		10-19-2			
Total Offense	.189		516			
Punts-Avg.	6-36.8		2-42.5			
Penalty Yards	.26		63			

RUSHING: (UH) Strong 34-184, Heiskell 10-70; (AU) Zofko 18-31, Clark 7-32, Sullivan 5-(-41), Traylor 1-(-11).  
PASSING: (UH) Mullins 9-17-2-120 1TD, Clark 1-2-0-20 0 TD; (AU) Sullivan 10-30-1-132 0 TD, Zofko 1-1-0-36 1 TD, Traylor 2-5-0-20, Eisenacker 0-1-1-0.  
RECEIVING: (UH) Wright 4-62, Thomas 2-35, Odums 2-19, Mozisek 1-20 1 TD, Achey 1-4; (AU) Beasley 6-76, Fredericks 3-59 1 TD, Clark 2-25, Schmalz 1-17, Ross 1-11

Attendance: 55, 203

## 1971 Gator Bowl

**Ole Miss** 28  
**Auburn** 35

January 2, 1971  
Gator Bowl  
Jacksonville, Florida

This game was billed as the "Battle of the Quarterbacks," and it was that and more. Auburn had Pat Sullivan, heir apparent to the Heisman Trophy the next year, and Ole Miss had Archie Manning, one of the top QBs in SEC history.

Auburn started off quickly as it was the familiar combination of Sullivan to Terry Beasley for a 13-yard scoring strike with just over three minutes gone in the game. Auburn scored twice more before Ole Miss could retaliate. Sullivan connected with Alvin Bresler for an eight-yard touchdown pass. On the first play from scrimmage after the kickoff, Auburn recovered a Rebel fumble and went up 21 points as Sullivan executed the quarterback draw for 37 yards and a touchdown.

Manning led a Rebel comeback by directing his team to a 79-yard, 10-play drive capping it off with a one-yard run. Manning later connected with Floyd Franks on a 34-yard touchdown pass to cut Auburn's lead to 21-14 at the half.

A 42-yard, Sullivan-to-Beasley pass set up Auburn's first score in the second half, as Mickey Zofko hit off right tackle for a six yard touchdown run early in the third quarter. Manning led his team back again with a 42-yard run to put the Rebels at the Auburn 23-yard line.

Auburn's final score came on a Larry Willingham 55-yard punt return with only nine seconds remaining in the third quarter, to take the Tigers to a 35-21 advantage.

Manning was again the key to the Rebels' final score as he scrambled for a 37-yard gain to the Auburn 34. From there Chumbler went over from the one to cut the Tigers' lead to seven.

Ole Miss	0	14	7	7	—	28
Auburn	14	7	14	0	—	35
AU - Beasley 13 pass from Sullivan (Jett kick), 11:37, 1st						
AU - Bresler 8 pass from Sullivan (Jett kick), 1:06, 1st						
AU - Sullivan 37 run (Jett kick), 14:07, 2nd						
OM - Manning 1 run (Poole kick), 10:07, 2nd						
OM - Franks 34 pass from Manning (Poole kick), 3:47, 2nd						
AU - Zofko 6 run (Jett kick), 9:24, 3rd						
OM - Poole 23 pass from Chumbler (Poole kick), 4:49, 3rd						
AU - Willingham 55 punt return (Jett kick), 0:09, 3rd						
OM - Chumbler 1 run (Poole kick), 7:06, 4th						
	OM		AU			
First Downs	.21		23			
Rushing Yards	.209		208			
Passing Yards	.256		351			
Passing (C-A-I)	23-39-1		27-44-1			
Total Offense	.465		559			
Punts-Avg.	6-47.3		4-40.5			
Fumbles/Lost	.3/2		5/3			
Penalty-Yards	.2-13		6-63			

RUSHING: (OM) Manning 11-95 1 TD, Ainsworth 11-68, Porter 6-31, Reed 4-16, Knight 1-5, Havard 1-0, Chumbler 4-(-6); (AU) Clark 14-108, Sullivan 10-35, Zofko 11-23, Unger 2-34, Lowry 2-4, Beasley 1-4.  
PASSING: (OM) Manning 19-28-1-180 1 TD, Chumbler 4-11-0-76 1 TD; (AU) Sullivan 27-43-1-351 2 TD, Zofko 0-1-0, 0.  
RECEIVING: (OM) Poole 9-111 1 TD, Franks 7-78 1 TD, Studdard 4-48, Ainsworth 3-19; (AU) Beasley 8-143 1 TD, Clark 7-23, Bresler 4-102 TD, Ross 4-37, Zofko 2-16, Lowry 1-25, Schmalz 1-5.

Attendance: 71,136

# Auburn Bowl History

## 1972 Sugar Bowl

**Auburn** 22  
**Oklahoma** 40

January 1, 1972  
Tulane Stadium  
New Orleans, Louisiana

The game was not as close as the score indicated and the score was bad enough. Auburn's long-dreamed-of, much-hoped-for trip to the Sugar Bowl turned into a nightmare as the Oklahoma Sooners, capitalizing on three first half turnovers, executed their wishbone offense to perfection in building up a 31-0 halftime lead before cruising back to Norman with a 40-22 win.

The Sooners took the opening kickoff 77 yards in 13 plays and ran off over six minutes on the clock as they scored their first touchdown of the day on a Leon Crosswhite four-yard run, giving Oklahoma a quick 6-0 lead. The option was working to perfection five minutes later as quarterback Jack Mildren kept the ball for a five-yard touchdown run. A 71-yard punt return for a touchdown by Joe Wylie following Auburn's next possession opened the flood gates. Mildren scored twice more before the half on runs of four and seven yards to complete the first-half whitewash and head into the locker room with a 31-0 lead.

After a 53-yard field goal by the Sooners, Auburn finally got on the scoreboard when Harry Unger dove over right guard from the one yard line. Oklahoma again scored on the option, this time Greg Pruitt sweeping around the left side from two yards out to make the score 40-7.

Two Oklahoma fumbles set up the Tigers' last two scores as Sullivan connected with Sandy Cannon for an 11 yard touchdown pass and Unger again dove over from the one yard line. Final score, Oklahoma 40 - Auburn 22.

Oklahoma	19	12	3	6	—	40
Auburn	0	0	7	15	—	22

OU - Crosswhite 4 run (kick failed), 4:01, 1st		
OU - Mildren 5 run (Carroll kick), 3:05, 1st		
OU - Wylie 71 punt return (pass failed), 1:55, 1st		
OU - Mildren 4 run (run failed), 3:28, 2nd		
OU - Mildren 7 run (pass failed), 0:47, 2nd		
OU - Carroll 53 FG, 8:57, 3rd		
AU - Unger 1 run (Jett kick), 7:54, 3rd		
OU - Pruitt 2 run (kick failed), 9:25, 4th		
AU - Cannon 11 pass from Sullivan (Jett kick), 3:44, 4th		
AU - Unger 1 run (Beck run), 2:45, 4th		

	OU	AU
First Downs	28	15
Rushing Yards	439	40
Passing Yards	11	250
Passing (C-A-I)	1-4-0	20-45-2
Total Offense	450	290
Punts-Avg.	5-35.4	5-45.2
Fumbles/Lost	5/2	4/1
Penalty-Yards	3-12	0-0

RUSHING: (OU) Mildren 30-149 3 TD, Pruitt 18-95 1 TD, Crosswhite 17-78, 1 TD, Bell 5-37, Welch 6-27, Wylie 5-25, Marshall 2-18, Stokely 2-18, Harrison 2-(-8); (AU) Unger 6-38 2 TD, Lowry 5-12, Henley 5-8, Sullivan 3-(-18).

PASSING: (OU) Mildren 1-4-0-11; (AU) Sullivan 20-44-1-250 1 TD, Beasley 0-1-0-0.

RECEIVING: (OU) Chandler 1-11; (AU) Beasley 6-117, Unger 5-36, Schmalz 3-52, Henley 3-28, Cannon 1-11 1 TD, Lowry 1-6, Robinette 1-0.

Attendance: 84,031

## 1972 Gator Bowl

**Auburn** 24  
**Colorado** 3

December 30, 1972  
Gator Bowl  
Jacksonville, Florida

No one gave Auburn much of a chance in the 28th annual Gator Bowl Classic. The Colorado Buffaloes were bigger, stronger and said to be quicker and meaner. Auburn lost its starting quarterback Randy Walls, to a knee injury at the start of bowl practice and had to bring on virtually unknown and untested Wade Whatley to lead the offense. Those experts who didn't think Auburn had a chance just didn't know these Tigers.

The Tigers were predicted to finish with a 2-9 record against the nation's toughest schedule. Instead they finished with a 10-1 record and earned the nickname "The Amazin's" because they never seemed to know the odds and they never admitted defeat. The Tigers defeated No. 2 ranked and unbeaten Alabama 17-16 after blocking two consecutive punts for touchdowns in the final minutes of the game. Coach "Shug" Jordan called "The Amazin's" his favorite team.

Gardner Jett opened the Tiger scoring in the Gator Bowl with a 27-yard field goal early in the second quarter of action. A Colorado fumble on the ensuing possession gave the ball to the Tigers on the Buffalo 16-yard line. Five plays later, Whatley slid over from the one for Auburn's first touchdown.

Auburn's second touchdown of the game came with just over six minutes to play in third quarter when the Tigers executed the halfback pass to perfection. Mike Fuller received the pitch from Whatley and connected with Rob Spivey for a 22-yard score capping a six-play, 56-yard drive. Colorado scored its only points of the game on a 33-yard Fred Lima field goal with 7:30 left to play in the game which ended an 80-yard 14-play drive.

The Tigers retaliated with a fake field goal that resulted in Auburn's final score. Holder Dave Beck took the snap, straightened up and threw to Dan Nugent for a 16-yard touchdown with one minute left to play to make the final score.

Colorado	0	0	0	3	—	3
Auburn	0	10	7	7	—	24

AU - Jett 52 FG, 14:16, 2nd		
AU - Whatley 1 run (Jett kick), 12:00, 2nd		
AU - Spivey 22 pass from Fuller (Jett kick), 3:32, 3rd		
CU - Lima 33 FG, 7:31, 4th		
AU - Nugent 16 pass from Beck (Jett kick), 1:10, 4th		

	CU	AU
First Downs	14	13
Rushing Yards	63	153
Passing Yards	204	80
Passing (C-A-I)	20-33-2	5-8-0
Total Offense	267	233
Punts-Avg.	5-39.8	7-40.7
Fumbles/Lost	3/2	3/1
Penalty-Yards	5-47	4-30
Time of Possession	25:05	34:55

RUSHING: (CU) Matthews 8-34, Davis 14-12, Johnson 6-10, Campbell 1-7; (AU) R.Fuller 12-72, Linderman 15-37, Henley 18-24, Whatley 13-20 1 TD.

PASSING: (CU) Johnson 17-29-2-169, Duenas 3-4-0-35; (AU) Whatley 3-6-0-42, M.Fuller 1-1-0-22 1 TD, Beck 1-1-0-16 1 TD.

RECEIVING: (CU) Davis 7-10, Cain 4-45, Keyworth 3-55, Elwood 3-49, Collier 2-43, Campbell 1-2; (AU) Spivey 1-22 1 TD, Cannon 1-17, Nugent 1-16 1 TD, Henley 1-13, Gates 1-12.

Attendance: 71,114

# Auburn Bowl History

## 1973 Sun Bowl

**Auburn** 17  
**Missouri** 34

December 29, 1973  
Sun Bowl  
El Paso, Texas

Missouri's defense kept Auburn's offense off balance from the opening kickoff and stormed away with a 34-17 win in the 39th annual Sun Bowl.

Auburn was able to score first following a Missouri fumble which Auburn's Rusty Deen recovered at the Missouri 49. Auburn's seven-play drive could only muster 30 yards and the Tigers settled for a 35-yard Roger Pruett field goal.

After an exchange of punts, Missouri recovered an Auburn fumble at the AU 35-yard line. One play later, Missouri had the lead as quarterback Chuck Link passed to John Kelsey for the TD.

Missouri scored again one minute later following another Auburn fumble. Ray Bybee scored on a two-yard run capping a three-play, 24-yard drive.

Missouri continued to move the ball, scoring on a 10-play, 48-yard drive, with Ray Smith connecting with Kelsey from two yards for his second touchdown, and a 21-3 Missouri lead.

Auburn	0	10	7	0	—	17
Missouri	0	28	6	0	—	34

AU - Pruett 35 FG, 13:39, 2nd  
MU - Kelsey 35 pass from Link (Hill kick), 10:14, 2nd  
MU - Bybee 2 run (Hill kick), 9:16, 2nd  
MU - Kelsey 2 pass from Smith (Hill kick), 3:08, 2nd  
AU - Gossom 17 pass from Gargis (Pruett kick), 0:08, 2nd  
MU - Moseley 84 kickoff return (Hill kick), 0:00, 2nd  
MU - Sharp 15 pass from Smith (kick failed), 4:11, 3rd  
AU - Gossom 32 pass from Gargis (Pruett kick), 0:34, 3rd

	AU	MU
First Downs	11	20
Rushing Yards	113	295
Passing Yards	120	95
Passing (C-A-I)	7-15-1	7-14-1
Total Offense	233	390
Punts-Avg.	6-45.7	6-37.0
Fumbles/Lost	5/4	4/1
Penalty-Yards	1-5	2-29

RUSHING: (AU) McIntyre 10-46, Neel 7-26, Fuller 5-11, Linderman 3-9, Harbuck 2-9, Gargis 8-6, Ward 1-5, Whatley 5-1; (MU) Bybee 27-127 1 TD, Reamon 23-110, Moss 6-23, Smith 5-18, Muse 1-16, Kelsey 2-14, Mulkey 3-4, Cook 1-2.

PASSING: (AU) Gargis 7-15-120 2 TD; (MU) Smith 7-12-0-60 2 TD, Link 1-2-1-35 1 TD.

RECEIVING: (AU) Spivey 3-56, Gossom 2-39 2 TD, Arnold 1-10, McIntyre 1-5; (MU) Kelsey 2-37 2 TD, Sharp 2-26 1 TD, Reamon 2-22, Bybee 2-11.

Attendance: 30,127

With 3:08 to play in the first half, Auburn started on its only real offensive threat of the game. Quarterback Phil Gargis passed to Thomas Gossom from 17 yards out. Only eight seconds remained in the half and Auburn had cut the lead to 21-10.

On the ensuing kickoff, Missouri's John Moseley took the ball 84 yards for the touchdown. Missouri went to the locker room with a comfortable 28-10.

Missouri opened the second half scoring on a five-play, 33-yard drive that began after recovering an Auburn fumble. Smith found Jim Sharp in the corner of the endzone on a 14-yard scoring strike to make Missouri's lead 34-10.

## 1974 Gator Bowl

**Texas** 3  
**Auburn** 27

December 30, 1974  
Gator Bowl  
Jacksonville, Florida

The Auburn Tigers made their sixth Gator Bowl appearance, and their third in five years, a success when they defeated the Darrell Royal-coached Texas Longhorns 27-3. Had not Auburn fumbled seven times, a bowl record, the score might have been even more embarrassing as the Tigers dominated from the opening kickoff.

The Tigers stopped the Longhorns on the Texas four-yard line following the opening kickoff and Texas never seemed to recover. Auburn got its first chance with the ball at its 40-yard line and promptly drove 60 yards for its first touchdown. The drive was capped when quarterback Phil Gargis connected with Ed Butler for a seven-yard score.

A Longhorn fumble gave the Tigers the ball at the Texas 27. Two Mitzzi Jackson runs covered the distance to the endzone as Auburn went up 14-0 with only nine minutes gone in the game.

Texas started a drive on their own 23-yard line. The Longhorns moved the ball to the Auburn 18-yard line, behind the running of freshman running back Earl Campbell before the drive sputtered. The Longhorns settled for a Billy Scott 35-yard field goal with 1:00 left to play in the first quarter and Auburn led 14-3.

When Texas tried to punt the ball away from inside their own 10-yard line, Auburn's Jim McKinney blocked the punt out of the endzone for a safety.

Auburn scored its final points in the fourth quarter. Gargis passed to Butler for 14 yards and a touchdown for one score. The Tiger 29-yard drive was set up by a Mike Fuller interception of a Texas pass. Gargis passed to Dan Nugent for the two-point conversion. Chris Wilson kicked a 28 yard field goal with 0:09 showing on the game clock.

Texas	3	0	0	0	—	3
Auburn	14	2	0	11	—	27

AU - Butler 7 pass from Gargis (Wilson kick), 8:08, 1st  
AU - Jackson 2 run (Wilson kick), 6:25, 1st  
UT - Schott 35 FG, 0:59, 1st  
AU - Safety, punt blocked through endzone, 6:38, 2nd  
AU - Butler 14 pass from Gargis (Gargis pass to Nugent), 5:34, 4th  
AU - Wilson 28 FG, 0:09, 4th

	UT	AU
First Downs	14	19
Rushing Yards	203	256
Passing Yards	98	70
Passing (C-A-I)	10-21-3	7-13-2
Total Offense	301	326
Punts-Avg.	4-28.8	2-45.5
Fumbles/Lost	5/4	7/5
Penalty-Yards	5-37	6-70
Time of Possession	28:06	31:54

RUSHING: (UT) Campbell 23-91, Akins 11-40, Wyatt 5-33, Clayburn 5-21, Ingram 1-13, Walker 1-3, Pressley 3-2; (AU) McIntyre 19-89, Jackson 10-64 1 TD, Gargis 14-51, Neel 6-24, Burks 4-16, Henley 1-5, Gates 1-4, Harbuck 1-3, Ward 1-2, Vacarella 3-(-2).

PASSING: (UT) Akins 9-16-170, Pressley 1-5-2-28; (AU) Gargis 6-11-2-60 2 TD, Vacarella 1-1-0-10, Neel 0-1-0-0.

RECEIVING: (UT) Clayburn 3-16, Ingram 2-19, Padgett 2-15, Thompson 1-28, Samford 1-14, Wyatt 1-8; (AU) Nugent 2-22, Butler 2-21 2 TD, Neel 1-15, Henley 1-10, Gossom 1-2.

Attendance: 63,811

# Auburn Bowl History

## 1982 Tangerine Bowl

**Boston College** 26  
**Auburn** 33

December 18, 1982  
Tangerine Bowl  
Orlando, Florida

The Auburn Tigers, 8-3 on the year and yearning for national recognition, defeated Boston College 33-26 before a sellout crowd of 51,296 in the Tangerine Bowl. The Tigers faced one of the nation's best passers in BC quarterback Doug Flutie, but in the end it was Auburn, not Boston College, who lived by the pass. Auburn QB Randy Campbell was named the game's Most Valuable Player, narrowly edging teammates Lionel James who gained 101 yards on 18 carries, and Mark Dorminey, who intercepted one of Flutie's passes and was the game's Most Valuable Defensive player. The Tigers traveled by land as well as air. Ten Auburn backs carried the football, with James'

BC	7	3	0	16	—	26
Auburn	3	20	10	0	—	33

BC - Flutie 5 run (Snow kick), 10:49, 1st	
AU - Del Greco 19 FG, 5:07, 1st	
AU - Jackson 1 run (Del Greco kick), 11:34, 2nd	
AU - Howell 2 run (Del Greco kick), 4:49, 2nd	
BC - Snow 34 FG, 3:41, 2nd	
AU - Jackson 6 run (pass failed), 0:46, 2nd	
AU - Del Greco 23 FG, 8:44, 3rd	
AU - Pratt 15 run (Del Greco kick), 1:10, 3rd	
BC - Nizolek 2 pass from Flutie (Flutie pass to Nizolek), 10:55, 4th	
BC - Brennan 16 pass from Flutie (Flutie run), 0:00, 4th	

	BC	AU
First Downs	24	27
Rushing Yards	115	313
Passing Yards	299	177
Passing (C-A-I)	22-38-2	10-16-1
Total Offense	414	490
Punts-Avg	3-34.3	2-32.0
Fumbles/Lost	3/3	4/1
Penalty-Yards	2-38	3-30
Time of Possession	24:47	35:13

101 yards and Bo Jackson's two touchdowns leading the way.

In all, Auburn gained 490 yards against BC; 313 rushing, 177 passing. Auburn led 23-10 at the half and stretched the lead to 33-10 before Boston College mounted a comeback against Auburn reserves. The Eagles scored on the last play of the game for the 33-26 final.

RUSHING: (BC) Stradford 15-67, Krystoforski 3-19, Brennan 1-17, Flutie 14-12 1 TD, Bell 1-0; (AU) James 17-101, Jackson 14-64 2 TD, Pratt 9-59, Evans 2-30, C.Campbell 2-21, R.Campbell 9-17, O'Neal 7-17, Walker 1-3, Howell 1-2, Washington 2-(-1).  
PASSING: (BC) Flutie 22-38-2-299 2 TD; (AU) R.Campbell 10-16-1-177.  
RECEIVING: (BC) Brennan 7-149 1 TD, Phelan 4-69, Nizolek 3-12 1 TD, Schoen 2-19, Krystoforski 2-15, Stradford 2-13, Zdanek 1-23, Blestek 1-(-1); (AU) Woods 3-67, Edwards 3-55, Beauford 1-34, West 1-14, Jackson 1-11, Walker 1-(-4).

Attendance: 51,296

## 1984 Sugar Bowl

**Michigan** 7  
**Auburn** 9

January 2, 1984  
Louisiana Superdome  
New Orleans, Louisiana

Al Del Greco's 19-yard field goal with 23 seconds remaining in the game gave Auburn a hard fought 9-7 win over Michigan and its first Sugar Bowl Championship.

It was Del Greco's third field goal of the night as the senior accounted for all of Auburn's scoring. In addition to the game winner, Del Greco had kicks of 31 and 32 yards.

Auburn's Bo Jackson was the game's leading rusher, gaining 130 yards on 22 carries. Jackson, closing out a brilliant sophomore season which saw him become a consensus All-American, was named winner of the Miller-Digby Trophy as the game's outstanding player.

Auburn's winning drive covered 60 yards in 16 plays. The Tigers took possession on their own 39 with 7:44 left in the game. The ball was on the Michigan one when Auburn elected to kick the field goal rather than go for a touchdown on fourth and one.

Coach Pat Dye's Tigers finished with an 11-1 record, the SEC

Michigan	7	0	0	0	—	7
Auburn	0	0	3	6	—	9

UM - S.Smith 4 run (Bergerno kick), 7:30, 1st	
AU - Del Greco 31 FG, 6:17, 3rd	
AU - Del Greco 32 FG, 8:51, 4th	
AU - Del Greco 19 FG, 0:23, 4th	

	UM	AU
First Downs	12	21
Rushing Yards	118	301
Passing Yards	125	21
Passing (C-A-I)	9-25-1	2-6-1
Total Offense	243	322
Punts-Avg	8-38.3	4-42.0
Fumbles/Lost	2/1	4/3
Penalty-Yards	6-49	3-15
Time of Possession	22:28	37:32

Championship, and a third place national ranking in the AP, UPI and USA Today polls. The New York Times computer poll ranked the Tigers No. 1 based on results and schedule difficulty. Auburn's 1984 opponents averaged winning 70 percent of their games, not counting the games with Auburn.

RUSHING: (UM) Rogers 17-86, S.Smith 9-14 1 TD, Garrett 5-18; (AU) Jackson 22-130, Agee 16-93, James 18-83, Collins 2-1, Campbell 9-(-6).  
PASSING: (UM) S.Smith 9-25-1-125; (AU) Campbell 2-6-1-21.  
RECEIVING: (UM) Markray 3-68, Bean 3-32, Nelson 3-20; (AU) James 1-15, Jackson 1-6.

Attendance: 77,893



# Auburn Bowl History

## 1984 Liberty Bowl

**Auburn** 21  
**Arkansas** 15

December 27, 1984  
Liberty Bowl Memorial Stadium  
Memphis, Tennessee

Halfback Bo Jackson closed out his injury-shortened junior season with a Liberty Bowl MVP performance against the Razorbacks of Arkansas. Jackson gained 88 yards on 18 carries and scored two touchdowns, with his final score the difference in the game.

Arkansas scored first with 7:27 in the first quarter on a 31-yard field goal by Greg Horne. But with 3:00 left in the first period, Jackson capped off an 80-yard drive as he scored on a 2-yard run. Robert McGinty's PAT attempt was no good.

Auburn scored again before the first quarter was over when freshman cornerback Kevin Porter stepped in front of Arkansas quarterback Brad Taylor's intended receiver and raced 35 yards for a touchdown. Quarterback Pat Washington ran in for the two-point conversion. Porter's interception was the first of four interceptions the Auburn defense recorded in the game.

Arkansas made the score 14-9 with 11:56 remaining in the game when fullback Marshall Foreman scored from two yards out, three plays after Arkansas had recovered an Auburn fumble on the Tiger 6-yard line. The Hogs' two-point attempt failed.

Then, with 5:38 remaining to be played, Jackson took a pitch around left end and took it 39 yards for the touchdown to make the score 21-9.

Auburn	14	0	0	7	—	21
Arkansas	3	0	0	12	—	15

UA - Horne 31 FG, 7:27, 1st		
AU - Jackson 2 run (kick failed), 3:00, 1st		
AU - Porter 35 interception return (Washington run), 1:17, 1st		
UA - Foreman 2 run (pass failed), 11:56, 4th		
AU - Jackson 39 run (Knapp kick), 5:38, 4th		
UA - Shibest 25 pass from Taylor (kick blocked), 3:10, 4th		

	AU	UA
First Downs	13	20
Rushing Yards	168	130
Passing Yards	84	226
Passing (C-A-I)	5-15-0	19-40-4
Total Offense	252	356
Punts-Avg	9-37.9	4-38.3
Fumbles/Lost	1/1	0/0
Penalty-Yards	8-56	8-60
Time of Possession	29:42	30:18

RUSHING: (AU) Jackson 18-88 2 TD, Agee 4-29, Campbell 2-21, Ware 6-14, Jessie 3-9, Fullwood 11-4, Washington 3-4, Burger 1-1, Mann 1-(-2); (UA) Foreman 15-62 1 TD, Thomas 9-56, Forte 1-11, Edmonds 3-8, Tatum 1-3, Nutt 1-1, Taylor 7-(-11).

PASSING: (AU) Washington 5-12-0-84, Burger 0-2-0-0, Mann 0-1-0-0; (UA) Taylor 18-34-2-201 1 TD, Nutt 1-6-2-25.

RECEIVING: (AU) Jackson 1-25, Beauford 1-24, Gainous 1-17, Weygand 1-10, Collins 1-8; (UA) Edmonds 10-68, Shibest 5-84 1 TD, Young 1-32, White 1-24, Lueders 1-15, Miller 1-3.

Attendance: 50,180

Arkansas scored with 3:10 remaining in the game on a 25-yard pass from Taylor to receiver James Shibest, but Auburn defensive end Kevin Greene blocked the extra point attempt.

The Auburn defense held strong on the final Razorback offensive series and the Tigers held on to win 21-15. The victory marked the third consecutive bowl victory for the Tigers and gave Auburn the best three-year record in the Southeastern Conference with 29 total victories.

## 1986 Cotton Bowl

**Auburn** 16  
**Texas A&M** 36

January 1, 1986  
Cotton Bowl  
Dallas, Texas

Auburn took its 8-3 regular season record to Dallas, Texas, to face SWC Champion Texas A&M in the 50th annual Cotton Bowl Classic. The bowl marked the fourth consecutive bowl game for the Tigers and the fulfillment of a commitment by the players to play in a New Year's Day contest.

Heisman Trophy winner Bo Jackson's five-yard touchdown burst early in the first quarter gave the Tigers an early 7-0 lead, but two scores by the Aggies gave A&M the lead, 12-7, at the end of the first period.

With 8:28 remaining in the first half, Jackson took a pass from QB Pat Washington and raced 73 yards for a touchdown to again give Auburn the lead 13-12. But a 26-yard field goal by Aggie PK Scott Slater with 50 seconds remaining in the half would give Texas A&M the lead for good.

Auburn managed only a field goal in the second half, a 26-yarder by freshman Chris Johnson, while Texas A&M romped to a 36-16 victory.

Auburn	7	6	3	0	—	16
Texas A&M	12	3	6	15	—	36

AU - Jackson 5 run (C.Johnson kick), 13:52, 1st  
A&M - H.Johnson 11 run (kick failed), 6:12, 1st  
A&M - Woodside 22 run (pass failed), 3:00, 1st  
AU - Jackson 73 pass from Washington (run failed), 8:28, 2nd  
A&M - Slater 26 FG, 0:50, 2nd  
A&M - Tony 21 run (pass failed), 12:13, 3rd  
AU - C.Johnson 26 FG, 7:19, 3rd  
A&M - Woodside 9 pass from Murray (Bernstine run), 2:22, 4th  
A&M - Toney 1 run (Slater kick), 0:03, 4th

	AU	A&M
First Downs	16	21
Rushing Yards	198	186
Passing Yards	154	292
Passing (C-A-I)	7-17-2	16-26-1
Total Offense	352	478
Punts-Avg	5-43.8	5-45.0
Fumbles/Lost	2/1	1/1
Penalty-Yards	1-5	5-45
Time of Possession	30:46	29:14

RUSHING: (AU) Jackson 31-129 1 TD, Agee 5-36, Ware 8-31, Fullwood 5-25, Washington 5-(-23); (A&M) Toney 17-72 1 TD, Vick 15-67, Woodside 3-32, 1 TD, H.Johnson 5-22 1 TD, Nelson 1-2, Murray 4-(-9).

PASSING: (AU) Washington 2-7-0-82 1 TD, Burger 5-10-2-72; (A&M) Murray 16-26-1-292 1 TD.

RECEIVING: (AU) Jackson 2-73 1 TD, Parks 2-32, Weygand 1-31, Agee 1-9, Tillman 1-9; (A&M) Bernstine 6-108, Woodside 3-88 1 TD, Walker 3-40, Thompson 1-19, Nelson 1-14, Harris 1-13, Webb 1-10.

Attendance: 73,137

Twice in the fourth quarter, Auburn failed to convert fourth down situations, one halting a drive at the Aggie two-yard line.

QB Pat Washington was two of seven for 82 yards and was replaced due to injury in the second quarter by Jeff Burger, who was five for 10 for 72 yards. Bo Jackson capped off his Heisman season by rushing for 129 yards on 31 carries and one touchdown and catching two passes for 73 yards and a touchdown. He was named the offensive Player of the Game.

# Auburn Bowl History

## 1987 Citrus Bowl

**Auburn** 16  
**Southern Cal** 7

January 1, 1987  
Florida Citrus Bowl  
Orlando, Florida

Auburn's January 1 date with Southern California in Orlando's Citrus Bowl marked the fifth consecutive bowl game for the Tigers, the third New Year's Day bowl.

The Tigers' 9-2 regular season had left them one victory shy of becoming only the fifth team in Auburn history to win 10 games in a single season. Auburn's all-time football record stood at 499 victories. A 16-7 triumph over USC, the nation's winningest bowl team, gave the Tigers their 10-2 record and the 500th all-time Auburn win.

USC was the first on the scoreboard when linebacker Marcus Cotton intercepted a Jeff Burger pass and returned it 24 yards for a Trojan touchdown. But that would be the only points USC would score the rest of the day.

In the second period, the Tigers culminated an 80-yard drive with Burger hitting tight end Walter Reeves with a three-yard touchdown pass. With 1:30 remaining in the first half, All-America tailback Brent Fullwood ran in from four yards out for a score. PK Chris Knapp kicked his second PAT of the quarter to give Auburn a 14-7 lead.

With 4:48 left, OLB Aundray Bruce hit USC QB Rodney Peete in the backfield, causing a fumble which was recovered by a teammate, Nate Hill on the Auburn 48-yard line.

The Auburn defense held strong throughout the second half. In the fourth quarter, Auburn DT Tracy Rocker dropped Peete for a 13-yard sack and a safety, making the score 16-7.

Bruce, who recorded three QB sacks and caused a fumble which set up an Auburn scoring drive, was voted the overall Citrus Bowl MVP.

Auburn finished the season ranked sixth in the nation in the final AP poll and eighth in the UPI rankings.

Southern Cal	7	0	0	0	—	7
Auburn	0	14	0	2	—	16

USC - Cotton 24 pass interception (Shafer kick), 10:17, 1st  
 AU - Reeves 3 pass from Burger (Knapp kick), 8:04, 2nd  
 AU - Fullwood 4 run (Knapp kick), 1:30, 2nd  
 AU - Safety, Peete tackled by Rocker in endzone, 8:35, 4th

	USC	AU
First Downs	10	19
Rushing Yards	44	200
Passing Yards	113	90
Passing (C-A-I)	12-31-4	8-18-2
Total Offense	157	290
Punts-Avg.	4-41.5	8-37.9
Fumbles/Lost	1/1	2/2
Penalty-Yards	6-40	9-84
Time of Possession	23:00	37:00

RUSHING: (USC) Holt 9-34, Knight 8-9, Emanuel 3-4, Peete 10(-3); (AU) Fullwood 28-152 1 TD, Harris 12-31, Jessie 10-23, Bolton 1-9, Agee 2-7, Joseph 3-6, Ware 2-3, Burger 4(-31).  
 PASSING: (USC) Peete 12-30-4-113, Tanner 0-1-0-0; (AU) Burger 8-18-2-90 1 TD.  
 RECEIVING: (USC) Affholter 6-66, White 1-17, Green 1-8, Jackson 1-8, McKee 1-8, Tanner 1-4, Knight 1-2; (AU) Reeves 3-23 1 TD, Gainous 2-40, Fullwood 2-15, Harris 1-12.

Attendance: 51,113

## 1988 Sugar Bowl

**Syracuse** 16  
**Auburn** 16

January 1, 1988  
Louisiana Superdome  
New Orleans, Louisiana

A 9-1-1 regular-season record and the 1987 Southeastern Conference championship earned the Tigers a trip to New Orleans and a January 1 date with unbeaten Syracuse in the USF&G Sugar Bowl.

Sophomore place-kicker Win Lyle's 30-yard field goal with one second remaining in the game gave the Sugar Bowl the first tie in its 54-year history, a 16-16 deadlock.

The game that matched the best of the South against the best of the East — the sixth-ranked Tigers and the fourth-ranked Orangemen. Auburn's first touchdown was set up on a 58-yard flanker reverse pass from wide receiver Duke Donaldson to wide receiver Lawyer Tillman. With 5:45 remaining in the first quarter, quarterback Jeff Burger hit Tillman for a 17-yard score.

The Tigers held a 10-7 lead at halftime, but the Orangemen tied it at 10-10 by the end of the third quarter. Syracuse place-kicker Tim Vesling booted field goals of 32 and 38 yards in the fourth quarter while Auburn's Lyle was good on tries of 41 and 30 yards, the final kick tying the game for good.

Tillman, the game's leading receiver with six catches for 125 yards, was named the game's offensive MVP by ABC-TV.

The trip to New Orleans was Auburn's fourth New Year's Day bowl game in five years.

Syracuse	0	7	3	6	—	16
Auburn	7	3	0	6	—	16

AU - Tillman 17 pass from Burger (Lyle kick), 5:47, 1st  
 SU - Glover 12 pass from McPherson (Vesling kick), 14:54, 2nd  
 AU - Lyle 40 FG, 0:47, 2nd  
 SU - Vesling 27 FG, 5:34, 3rd  
 AU - Lyle 41 FG, 13:27, 4th  
 SU - Vesling 32 FG, 8:53, 4th  
 SU - Vesling 38 FG, 2:04, 4th  
 AU - Lyle 30 FG, 0:01, 4th

	SU	AU
First Downs	23	14
Rushing Yards	174	41
Passing Yards	140	229
Passing (C-A-I)	11-21-0	25-34-1
Total Offense	314	270
Punts-Avg.	5-35.6	6-44.8
Fumbles/Lost	2/0	1/0
Penalty-Yards	2-20	5-43
Time of Possession	37:35	22:25

RUSHING: (SU) Orummon 17-82, Johnston 14-50, McPherson 20-31, Owens 4-11; (AU) Danley 13-42, Ware 4-3, Weygand 1(-2), Burger 4(-2).  
 PASSING: (SU) McPherson 11-21-0-140 1 TD; (AU) Burger 24-33-1-171 1 TD, Donaldson 1-1-0-58.  
 RECEIVING: (SU) Glover 6-91 1 TD, Kane 2-30, Kelly 1-8, Johnston 1-6, Drummond 1-5; (AU) Danley 7-34, Tillman 6-125 1 TD, Donaldson 4-14, Reeves 3-20, Weygand 2-15, Ware 2-0, Bolton 1-15.

Attendance: 75,495

# Auburn Bowl History

## 1989 Sugar Bowl

**Florida State** 13  
**Auburn** 7

January 2, 1989  
Louisiana Superdome  
New Orleans, Louisiana

Auburn lost to Florida State 13-7 in one of the most exciting Sugar Bowls ever played. The Tigers spotted FSU a 13-0 lead early in the second quarter, then came roaring back and almost overtook the Seminoles in the final seconds of the game.

Seminole tailback Sammie Smith became the first back in more than two years to gain 100 yards rushing against Auburn. Then the Tigers began their run. Auburn scored on a 20-yard pass from Reggie Slack to All-America tight end Walter Reeves to cut the FSU lead to six points. The Tigers had another first half threat when linebacker Smokey Hodge intercepted an FSU pass and returned it to the FSU 25, but a fumble at the 12 cost Auburn a scoring opportunity. Time and time again

Florida St.	10	3	0	0	—	13
Auburn	0	7	0	0	—	7

FSU - D. Williams 2 run (Andrews kick), 9:48, 1st  
FSU - Mason 35 FG, 5:57, 1st  
FSU - Mason 31 FG, 11:00, 2nd  
AU - Reeves 20 pass from Slack (Lyle kick), 4:09, 2nd

	FSU	AU
First Downs	21	18
Rushing Yards	148	108
Passing Yards	157	162
Passing (C-A-I)	14-27-1	19-33-3
Total Offense	305	270
Punts-Avg.	4-35.0	4-35.8
Fumbles/Lost	2/1	3/2
Penalty-Yards	6-45	5-65
Time of Possession	33:35	26:25

RUSHING: (FSU) Smith 24-115, Carter 7-25, Williams 7-16 1 TD, Butts 1-6, Floyd 1-5, Dawsey 1-0, S. Ferguson 6(-19); (AU) Danley 19-68, Joseph 8-47, Harris 4-6, Weygand 1(-4), Slack 4(-9).

PASSING: (FSU) S. Ferguson 14-26-1-157, Johnson 0-1-0-0; (AU) Slack 19-33-3-162 1 TD.

RECEIVING: (FSU) Anthony 3-47, Carter 3-25, O'Malley 2-31, Williams 2-20, Dawsey 2-10, Johnson 1-16, Butts 1-8; (AU) Taylor 5-35, Danley 5-2, Tillman 4-48, Weygand 3-40, Reeves 2-37 1TD.

Attendance: 61,934

in the second half, the Auburn defense stopped Florida State scoring threats, and with three minutes left, the Tigers began their move to glory from their own four-yard line. Auburn converted three fourth down plays as it moved down field, but with five seconds left, an intercepted pass ended Auburn's hopes of victory and gave Auburn a 1-1-1 record in three Sugar Bowl appearances under Coach Pat Dye.

## 1990 Hall of Fame Bowl

**Ohio State** 14  
**Auburn** 31

January 1, 1990  
Tampa Stadium  
Tampa, Florida

Reggie Slack led the No. 9-ranked Tigers to victory on New Year's Day as they defeated the Ohio State Buckeyes. Auburn started off slow with Slack throwing two interceptions in the first minutes of play. But when Stacy Danley got the wind knocked out of him, the Tigers began playing a different game.

With the Buckeyes leading 14-3 in the second quarter, Shane Wasden returned a punt 34 yards to Ohio State's 33. As the clock was ticking down, Slack threw 11 yards to Greg Taylor for a touchdown.

In their first three possessions in the second half, the Tigers scored three times and led OSU 31-14. The big drive came in the second possession of third quarter with Auburn winning 17-14. The Tigers went 80 yards in 16 plays. On third and 11 at the OSU 41, Slack threw to Wasden for nine yards. He then threw to Alexander Wright on fourth and 2. Finally, three plays later, Slack raced up the middle seven yards

Ohio State	7	7	0	0	—	14
Auburn	3	7	7	14	—	31

OSU - Snow 1 run (O'Morrow kick), 6:50, 1st  
AU - Lyle 19 FG, 2:14, 1st  
OSU - B. Stableim 9 pass from Frey (O'Morrow kick), 13:36, 2nd  
AU - Taylor 11 pass from Slack (Lyle kick), 0:11, 2nd  
AU - Taylor 4 pass from Slack (Lyle kick), 9:50, 3rd  
AU - Slack 5 run (Lyle kick), 9:22, 4th  
AU - Casey 2 pass from Slack (Lyle kick), 7:20, 4th

	OSU	AU
First Downs	18	21
Rushing Yards	66	171
Passing Yards	232	141
Passing (C-A-I)	16-31-1	16-23-2
Total Offense	298	312
Punts-Avg.	7-41.1	5-40.8
Fumbles/Lost	1/0	1/0
Penalty-Yards	5-33	2-15
Time of Possession	28:13	31:47

RUSHING: (OSU) S. Graham 12-53, Snow 13-42 1 TD, Lee 2-0, Dumas 1(-1), Frey 8(-28); (AU) Danley 20-85, Williams 10-46, Joseph 7-43, Strong 2-7, A. Wright 1-4, Slack 5(-14) 1 TD.

PASSING: (OSU) Frey 16-31-1-232 1 TD; (AU) Slack 16-22-2-141 3 TD, McIntosh 0-1-0-0.

RECEIVING: (OSU) J. Graham 5-103, Olive 4-55, Snow 3-30, Palmer 1-25, B. Stableim 1-9 1 TD, Lee 1-5, S. Graham 1-5; (AU) A. Wright 4-59, Taylor 4-33, 2 TD, Joseph 3-20, Casey 2-15, 1 TD, Wasden 1-9, Danley 1-8, Cherry 1(-3).

Attendance: 61,934

for a touchdown with 8:33 to go in the game.

Auburn clinched the win with a 32-yard drive at the end of the game. When Ohio State failed at a fake punt attempt, Auburn used it to its advantage. Slack threw to Casey for a two-yard touchdown, putting the Tigers out of reach.

Reggie Slack was MVP of the game. He completed 16 of 22 passes for 141 yards, three touchdowns and rushed for a touchdown. Auburn ended the season with a 10-2 record.

# Auburn Bowl History

## 1990 Peach Bowl

**Indiana** 23  
**Auburn** 27

December 29, 1990  
Atlanta-Fulton County Stadium  
Atlanta, Georgia

Quarterback Stan White put the lid on a late Auburn come-from-behind win when he scampered one yard on a fourth-down bootleg to lift Auburn to a 27-23 win over Indiana in the 1990 Peach Bowl.

White's game-winning touchdown was his second of the day as the Tigers finished the 1990 season 8-3-1. For his efforts the freshman was named the Offensive MVP of the game. Auburn linebacker Darrel Crawford was named the Defensive MVP as the Tigers limited Indiana to just 220 yards total offense.

Auburn opened the scoring with White's first touchdown of the day, a six-yard run with 3:37 to play in the first quarter. Indiana tied the game at 7-7 on the final play of the first period when Trent Green scored from three yards out.

Auburn scored on an 11-yard White to Alex Smith pass and tacked

Indiana	7	3	0	13	—	23
Auburn	7	10	0	10	—	27

AU - White 5 run (Von Wyl kick), 11:23, 1st  
IU - Green 3 run (Bonnell kick), 0:00, 1st  
AU - Smith 11 pass from White (Von Wyl kick), 12:09, 2nd  
IU - Bonnell 42 FG, 5:57, 2nd  
AU - Von Wyl 26 FG, 1:23, 2nd  
AU - Von Wyl 43 FG, 11:34, 4th  
IU - Green 2 run (run failed), 6:32, 4th  
IU - Green 6 run (Bonnell kick), 2:27, 4th  
AU - White 1 run (Von Wyl kick), 0:39, 4th

	IU	AU
First Downs	15	24
Rushing Yards	121	89
Passing Yards	99	351
Passing (C-A-I)	10-19-0	31-48-0
Total Offense	220	440
Punts-Avg	5-41.4	3-23.0
Fumbles/Lost	1/1	2/2
Penalty-Yards	6-55	12-75
Time of Possession	31:51	28:09

RUSHING: (IU) Dunbar 21-81, Thompson 5-17, Miller 3-16, Green 14-7 3 TD; (AU) Williams 12-52, Smith 5-24, Joseph 5-20, Richardson 3-4, White 5-(-2) 2 TD.

PASSING: (IU) Green 10-19-0-99; (AU) White 31-48-0-351 1 TD.

RECEIVING: (IU) Thomas 3-43, Turner 3-26, Coleman 2-26, Dunbar 2-4; (AU) Hall 9-74, Casey 7-159, Baxter 4-22, Wasden 3-21, Hines 2-25, Joseph 2-16, Williams 2-12, Smith 1-11 1 TD, Overton 1-11.

Attendance: 38,912

on a 26-yard Jim Von Wyl field goal to take a 17-10 lead into the half.

Following a scoreless third period, the Hoosiers took a 23-17 lead into the game's final minutes on the strength of two more touchdown runs by Green. Green's third touchdown of the day came with just 2:27 to play.

White and receiver Herbert Casey converted on a pair of critical third down situations on Auburn's final drive of the game to set up White's game winner in the last bowl game Auburn would play with Pat Dye as head coach.

## 1996 Outback Bowl

**Penn State** 43  
**Auburn** 14

January 1, 1996  
Tampa Stadium  
Tampa, Florida

Under dark skies and incessant rain, Auburn's first bowl appearance in five years was anything but pleasant. Penn State routed the Tigers, 43-14.

Penn State opened the game with a 64-yard drive, but was stopped at the Auburn one after three downs inside the Tiger five. Brett Conway converted a 19-yard field goal for a 3-0 lead.

Richardson was intercepted by Dell McGee at the Penn State 36. Five downs later, Nix connected with freshman receiver Robert Baker for a 25-yard touchdown and a 7-3 lead.

Conway field goals of 22- and 38-yards put Penn State on top to stay at 9-7.

Auburn took possession deep in its own territory with 1:43 remaining in the half. On third down with 19 seconds left, Nix, on the run, threw an ill-advised pass down the sideline that fell into the hands of free safety Kim Herring.

Penn State quickly went to work. Richardson completed a 43-yard pass down the left sideline to Joe Jurevicius at the Auburn eight. With five seconds left, Richardson found running back Mike Archie over the middle for a score.

The Nittany Lions scored on all four possessions in the third quarter. In the first drive, Richardson capped an eighty-yard effort with a nine-yard strike to Engram.

Midway through the fourth, following a Penn State fumble, Auburn mounted a 43-yard scoring drive. Fullback Kevin McLeod raced up the middle for a touchdown and a final margin of 43-14.

Penn State	3	13	27	0	—	43
Auburn	0	7	0	7	—	14

PSU - Conway 19 FG, 8:18, 1st  
AU - Baker 25 pass fro Nix (Hawkins kick), 12:39, 2nd  
PSU - Conway 22 FG, 9:14, 2nd  
PSU - Conway 38 FG, 1:43, 2nd  
PSU - Archie 8 pass from Richardson (Conway kick), 0:05, 2nd  
PSU - Engram 9 pass from Richardson (Conway kick), 9:51, 3rd  
PSU - Pitts 4 pass from Richardson (pass failed), 7:27, 3rd  
PSU - Enis 1 run (Conway kick), 4:20, 3rd  
PSU - Engram 20 pass from Richardson (Conway kick), 3:21, 3rd  
AU - McLeod 12 run (Hawkins kick), 5:49, 4th

	PSU	AU
First Downs	22	19
Rushing Yards	266	220
Passing Yards	221	94
Passing (C-A-I)	14-29-1	8-33-2
Total Offense	487	314
Punts-Avg	4-35.7	8-39.1
Fumbles/Lost	1/0	5/2
Penalty-Yards	6-35	5-39
Time of Possession	32:11	27:49

RUSHING: (PSU) Pitts 15-118, Milne 12-82, Archie 5-41, Enis 12-24, 1 TD, Sload 2-4, Eberly 1-(-1), McQueary 1-(-1), D.Ostrosky 1-(-1); (AU) Davis 12-119, Morrow 10-39, Craig 11-34, McLeod 2-20 1 TD, Beasley 2-9, Goodson 0-4, Nix 3-(-5).

PASSING: (PSU) Richardson 13-24-1-217 4 TD, McQueary 1-4-0-4, Archie 0-1-0-0; (AU) Nix 5-25-2-48 1 TD, Craig 3-8-0-46.

RECEIVING: (PSU) Engram 4-113 2 TD, Olsommer 2-21, Scott 2-17, Archie 2-14 1 TD, Jurevicius 1-43, Milne 1-5, Pitts 1-4 1 TD, Stephenson 1-4; (AU) Bailey 1-32, Baker 1-25 1 TD, Dillard 1-12, Hand 1-8, Goodson 1-8, Gosha 1-5, Fuller 1-4, McLeod 1-2.

Attendance: 65,313

# Auburn Bowl History

## 1996 Independence Bowl

**Army** 29  
**Auburn** 32

**December 31, 1996**  
**Independence Stadium**  
**Shreveport, Louisiana**

Army's Joseph Parker's 27-yard field goal attempt with 29 seconds remaining sailed wide right as Auburn held off a late Cadet charge to win the 1996 Independence Bowl, 32-29.

In winning its first bowl game in six years, Auburn utilized the talents of quarterback Dameyune Craig. Craig threw for an Independence and Auburn bowl record 370 yards while rushing for 75 more in earning Offensive MVP honors.

Craig led Auburn to the game's first 20 points, throwing touchdown strikes to Tyrone Goodson (30 yards) and Willie Gosha (seven yards) and setting up a pair of Jaret Holmes field goals.

Meanwhile, the Tiger defense held Army's option attack in check for most of the first half. The Cadets finally got on the scoreboard when Bobby Williams scored with 1:27 remaining in the first half to make it 20-7 Auburn.

Auburn built its lead to 32-7 in the third quarter on a 33-yard scramble by Craig and an 18-yard burst by Rusty Williams. Two-point

Army	0	7	0	22	—	29
Auburn	10	10	12	0	—	32

attempts after both scores failed.

Army made a valiant comeback in the fourth quarter as Demetrius Perry and Bobby Williams both scored touchdowns to cut Auburn's lead to 32-21 with 5:52 left. Cadet quarterback Ronnie McAda then found Rod Richardson on a 30-yard catch-and-run for another touchdown with 1:27 remaining. Williams' two-point run made the score 32-29.

	ARMY	AU
First Downs	21	27
Rushing Att.-Yards	58-239	36-161
Passing Yards	148	370
Passing (C-A-I)	9-16-0	24-42-1
Total Offense	387	531
Punts-Avg.	6-43.0	2-41.5
Fumbles/Lost	1/1	3/2
Penalty-Yards	3-20	5-47
3rd Down Conv.	4-of-13	7-of-16
Time of Possession	30:12	29:48

**RUSHING:** (ARMY) Perry 19-80 1 TD, B.Williams 11-79 2 TD, McAda 13-46, Brizic 9-33, Hewitt 5-21, Thomas 1-(-20); (AU) Craig 13-75 1 TD, R.Williams 12-72 1 TD, Beasley 8-5, McLeod 2-5, Cooper 1-4.

**PASSING:** (ARMY) McAda 9-16-0-148 1 TD; (AU) Craig 24-42-1-370 2 TD.

**RECEIVING:** (ARMY) B.Williams 3-74, Richardson 2-59 1 TD, Thomas 1-13, Brizic 1-6, Leshinski 1-5, Perry 1-(-9); (AU) Gosha 10-132 1 TD, Baker 5-103, Bailey 4-39, Goodson 2-78 1 TD, Cooper 2-15, McCovery 1-3.

Attendance: 41,366

## 1998 Peach Bowl

**Clemson** 17  
**Auburn** 21

**January 2, 1998**  
**Georgia Dome**  
**Atlanta, Georgia**

Auburn scored 15 fourth-quarter points to support a tenacious Tiger defensive effort in a 21-17 Peach Bowl win over Clemson. Auburn trailed 17-6 entering the final stanza, but cut the lead to 17-12 on Dameyune Craig's 22-yard scramble early in the quarter.

Five minutes later, Rusty Williams put the Tigers ahead to stay, 18-17, with a seven-yard run. Jaret Holmes added a 22-yard field goal, his third of the day, with 4:11 left.

Auburn's defense dominated the game, holding Clemson under 100 yards in both rushing (60) and passing (86) and to just 146 yards total. Auburn held Clemson to just four first downs and had just one of 14 third-down attempts converted against it.

Clemson	0	7	10	0	—	17
Auburn	3	3	0	15	—	21

AU - Holmes 52 FG, 9:49, 1st  
CU - Speck 18 blocked punt return (Richardson kick), 6:31, 2nd  
AU - Holmes 24 FG, 4:15, 2nd  
CU - Witherspoon 2 run (Richardson kick), 5:15, 3rd  
CU - Richardson 48 FG, 1:48, 3rd  
AU - Craig 22 run (pass failed), 13:29, 4th  
AU - R.Williams 7 run (pass failed), 8:45, 4th  
AU - Holmes 22 FG, 4:11, 4th

	CU	AU
First Downs	4	18
Rushing Att.-Yards	27-60	36-107
Passing Yards	86	259
Passing (C-A-I)	11-25-1	15-44-0
Total Offense	146	366
Punts-Avg.	9-43.7	6-25.8
Fumbles/Lost	1/0	1/1
Penalty-Yards	5-59	7-63
3rd Down Conv.	1-of-14	5-of-18
Time of Possession	28:06	31:54

**RUSHING:** (CU) Priester 19-74, Austin 3-3, Witherspoon 1-2 1 TD, Greene 4-(-7); (AU) R.Williams 18-71 1 TD, Craig 9-25 1 TD, Carter 4-7, Beasley 5-4.

**PASSING:** (CU) Greene 11-25-1-86; (AU) Craig 15-44-0-259.

**RECEIVING:** (CU) Austin 3-32, Home 2-10, Hall, 2-6, Wofford, 2-5, Gardner 1-27, Lawyer 1-6; (AU) Bailey 4-119, Goodson 4-65, Poor 4-43, R.Williams 1-33, Lowe 1-8, Beasley 1-(-9).

Attendance: 71,212

Holmes' career-long 52-yard field goal gave Auburn a 3-0 with 9:49 left in the first quarter. But Clemson took the lead midway through the second quarter after blocking a Holmes' punt. Chad Speck returned the block 18 yards for a touchdown and a 7-3 Clemson lead.

Auburn trimmed the lead to 7-6 with a 24-yard Holmes field goal before halftime, but another blocked punt set up another Clemson touchdown with 5:15 left in the third.

# Auburn Bowl History

## 2001 Florida Citrus Bowl

**Auburn** 28  
**Michigan** 31

January 1, 2001  
Florida Citrus Bowl  
Orlando, Florida

The 20th-ranked Auburn Tigers made a late fourth quarter charge, but fell short, losing to 17th-ranked Michigan Wolverines, 31-28, in the Capital One Florida Citrus Bowl.

The Tigers utilized the arm of senior quarterback Ben Leard, who set two Auburn bowl records by throwing for 394 yards and three touchdowns. Answering a first quarter 31-yard Wolverine touchdown pass from Drew Henson to David Terrell, Leard threw his first of touchdown to Ronney Daniels in the second quarter to tie the game at 7-7.

Auburn took the lead as Leard hit senior Clifton Robinson on a 20-yard touchdown with 11:04 before the half. But, Henson connected on a four-yard pass to B.J. Askew to tie the game at 14-14. Michigan regained the lead on an 11-yard scamper from Anthony Thomas to end the first half at 21-14.

Michigan built its lead to 28-14 in the third quarter as Thomas, named the game's MVP, entered the endzone on a 25-yard burst, his longest of the day. Auburn junior running back Rudi Johnson crossed

Auburn	0	14	7	7	—	28
Michigan	7	14	10	0	—	31

UM - Terrell 31 pass from Henson (Epstein kick), 6:27, 1st  
 AU - Daniels 19 pass from Leard (Duval kick), 14:17, 2nd  
 AU - C. Robinson 20 pass from Leard (Duval kick), 11:04, 2nd  
 UM - Askew 4 pass from Henson (Epstein kick), 6:41, 2nd  
 UM - Thomas 11 run (Epstein kick), 0:54, 2nd  
 UM - Thomas 25 run (Epstein kick), 6:41, 3rd  
 AU - Johnson 12 run (Duval kick), 4:08, 3rd  
 UM - Epstein 41 field goal, 1:35, 3rd  
 AU - Green 21 pass from Leard (Duval kick), 2:26, 4th

	AU	UM
First Downs	23	21
Rushing Att.-Yards	35-92	42-159
Passing Yards	394	294
Passing (C-A-I)	28-37-2	15-21-0
Total Offense	486	453
Punts-Avg.	3-42.7	4-43.5
Fumbles/Lost	2/1	2/1
Penalty-Yards	7-60	2-20
Time of Possession	30:03	29:57

RUSHING: (AU) Johnson 25-85 (TD), Evans 3-16, C. Robinson 1-4, Carter 2-(-2), Leard 4-(-11); (UM) Thomas 32-182 (2 TD), Bellamy 3-13, Cross 1-0, Henson 6-(-36).  
 PASSING: (AU) Leard 28-37-2, 394 (3 TD); (UM) Henson 15-20-0, 294 (2 TD), Thomas 0-1-0, 0.  
 RECEIVING: (AU) Daniels 7-98 (TD), Willis 5-69, Evans 4-51, Green 4-49 (TD), C. Robinson 3-70 (TD), Carter 3-42, Johnson 2-15; (UM) Terrell 4-136 (TD), Walker 4-100, Thomas 4-32, Askew 3-26 (TD).

Attendance: 66,928

the goal line with 4:08 to go in the third, to bring Auburn within seven, 28-21. The Wolverines connected on a 41-yard field goal by Hayden Epstein to increase their lead to 31-21 to end the quarter.

Leard responded by connecting with freshman Deandre Green on a 21-yard pass in the endzone to trim Michigan's lead to three, 31-28, with 2:26 to go. Duval's ensuing on-side kick was recovered by Michigan and the Wolverines ran out the clock to earn the 31-28 win.

Leard was named Auburn's offensive MVP while Javor Mills, who recorded six tackles and two sacks, was the Tigers' defensive MVP.

## 2001 Chick-fil-A Peach Bowl

**Auburn** 10  
**North Carolina** 16

December 31, 2001  
Georgia Dome  
Atlanta, Georgia

A New Year's Eve invitation to the Chick-fil-A Peach Bowl pitted 7-4 Auburn against 7-5 North Carolina. In a defensive battle, North Carolina held off a late fourth quarter charge to beat Auburn, 16-10, in the Georgia Dome in Atlanta.

In the first quarter, North Carolina recovered a fumble and returned it 18 yards to the Tiger 10-yard line. Two plays later, North Carolina tailback Willie Parker took the ball off right end for the UNC touchdown.

The only other score in the half came when the Tar Heels drove the ball 84 yards resulting in a field goal by kicker Jeff Reed.

North Carolina came out of halftime and added to its lead as Peach Bowl offensive MVP QB Ronald Curry scrambled 62 yards for a touchdown putting UNC ahead 16-0.

The Auburn defense responded well, not allowing any more points for the rest of the game and treated football fans to a play that will be remembered in Auburn football history.

An errant Darian Durant pass was snatched out of the air by whip Karlos Dansby as he was falling out of bounds. Dansby then tossed the ball to linebacker Dontarrius Thomas to complete an amazing interception. The play was later nominated for the ESPY Awards' "Most Spectacular Play" of the year.

The Auburn offense, feeding off the momentum from the interception, moved the ball down the field. Jason Campbell connected with Casinious Moore on an 11-yard pass that set up Damon Duval's 34-yard field goal with 13:16 left in the game.

After recovering a muffed snap late in the fourth quarter, backup QB Daniel Cobb connected with tight end Lorenzo Diamond, who rumbled 12 yards for an Auburn touchdown, pulling the Tigers within six points.

North Carolina recovered the ensuing onside kick to hold on for the 16-10 win.

N. Carolina	7	3	6	0	—	16
Auburn	0	0	0	10	—	10

UNC - Parker 10 run (Reed kick), 9:34, 1st  
 UNC - Reed 22 field goal, 0:55, 2nd  
 UNC - Curry 62 run (Reed kick failed), 8:25, 3rd  
 AU - Duval 34 field goal, 13:16, 4th  
 AU - Diamond 12 pass from Cobb (Duval kick), 1:18, 4th

	UNC	AU
First Downs	12	12
Rushing Att.-Yards	40-174	32-31
Passing Yards	114	145
Passing (C-A-I)	13-21-1	18-28-2
Total Offense	288	186
Punts-Avg.	3-39.8	9-49.3
Fumbles/Lost	1/1	0/0
Penalty-Yards	9-73	4-26
3rd Down Conv.	4-of-15	2-of-13
Time of Possession	32:02	27:58

RUSHING: (UNC) Parker 19-131 (TD), Curry 10-67; Lewis 3-6, Williams 2-0, Team 3-(-5), Durant 2-(-12), Lafferty 1-(-13); (AU) Brown 6-28, Butler 8-22, Moore 5-21, Campbell 8-1, Johnson 1-0, Carter 1-(-7), Team 3-(-34).

PASSING: (UNC) Durant 7-14-1, 76; Curry 5-6-0, 25; Lafferty 1-1-0, 13; (AU) Campbell 12-18-1, 74; Cobb 6-10-1, 71 (TD).

RECEIVING: (UNC) Aiken 7-73, Parker 3-24, Davis 3-17; (AU) Daniels 3-21, Willis 3-17, Diamond 2-17 (TD), Moore 2-16, Walkins 2-16, Johnson 2-14, Carter 1-21, Ratliff 1-18, McIntyre 1-8, Brown 1-(-4).

Attendance: 71,827

# Auburn Bowl History

## 2003 Capital One Bowl

**Auburn** 13  
**Penn State** 9

January 1, 2003  
Florida Citrus Bowl  
Orlando, Florida

On a warm and windy day in Orlando, the 19th-ranked Auburn Tigers knocked off 10th-ranked Penn State behind a stymieing defense and Capital One Bowl MVP Ronnie Brown's 184-yard, two-touchdown performance. Penn State's Larry Johnson, who finished third in the Heisman Trophy balloting, was unable to get on track as Auburn's defense limited him to only 72 yards on 20 carries.

Auburn fumbled on its first possession giving Penn State the ball on the 15-yard line, but the Nittany Lions were forced to settle for a 21-yard Robbie Gould field goal.

The Auburn defense held the Nittany Lion offense the rest of the half, allowing only a 27-yard field goal by Gould.

After a sluggish first half, the Tigers came out in the third quarter with a run-dominated offensive scheme and Ronnie Brown punished the Penn State defenders to the tune of 119 second half yards.

Auburn took its first possession of the second half and marched 74 yards, scoring on a one-yard Brown touchdown run, which put Auburn ahead, 7-6. The fast Tiger defense took control, allowing Penn State only 31 yards of offense in the third quarter.

Penn State replaced quarterback Zack Mills with Michael Robinson, who sparked the Nittany Lion offense to a fourth quarter field goal, putting Penn State up 9-7.

On Auburn's next possession, Damon Duval's punt was downed at the one-yard line pinning Penn State deep in their own territory.

After a short punt by Penn State, Auburn drove the ball inside the red zone, where Ronnie Brown bounced a run to the outside, taking it 17 yards for the game winning touchdown.

Brown's 184 yards rushing were the most ever by an Auburn player in a bowl, and it was the most yards rushing of anyone in the 2003 bowl season. Dontarrius Thomas was named the game's defensive MVP after helping hold Penn State to just 268 yards.

PSU - Gould 21 field goal, 10:26, 1st  
PSU - Gould 27 field goal, 1:44, 2nd  
AU - Brown 1 run (Duval kick), 3:52, 3rd  
PSU - Gould 31 field goal, 10:10, 4th  
AU - Brown 17 run (pass failed), 2:19, 4th

	PSU	AU
First Downs	15	12
Rushing Att.-Yards	36-170	50-200
Passing Yards	98	78
Passing (C-A-I)	10-27-1	10-17-1
Total Offense	268	278
Punts-Avg.	5-38.2	4-48.2
Fumbles/Lost	2/1	3/1
Penalty-Yards	7-68	9-84
3rd Down Conv.	3-of-14	7-of-16
Time of Possession	27:49	32:11

RUSHING: (PSU) Johnson 20-72, Mills 9-56, M. Robinson 5-30, Smith 1-10, Jefferson 1-2; (AU) Brown 37-184 (2 TD), Smith 5-10, Campbell 8-6.

PASSING: (PSU) Mills 8-24-1, 67; M. Robinson 2-3-0, 31; (AU) Campbell 10-17-1, 78.

RECEIVING: (PSU) T. Johnson 2-54, Kranchick 2-15, L. Johnson 2-8, M. Robinson 2-7, McHugh 1-8, Williams 1-6; (AU) Aromashodu 2-18, R. Johnson 2-17, Diamond 1-11, Obomanu 1-11, Daniels 1-9, M. Willis 1-6, Smith 1-5, Brown 1-1.

Attendance: 66,334

## 2003 Gaylord Hotels Music City Bowl

**Wisconsin** 14  
**Auburn** 28

December 31, 2003  
The Coliseum  
Nashville, Tennessee

With the combination of a stellar defensive performance that included six sacks and the leadership of MVP Jason Campbell, Auburn put together 14 fourth-quarter points en route to a 28-14 Music City Bowl win over Wisconsin.

After a scoreless first period, Wisconsin started the second quarter by driving to the Auburn seven-yard line where the Badgers had a first and goal, but Auburn's defense forced Wisconsin to settle for a 20-yard field goal for a 3-0 lead.

Auburn responded on the next drive as Ronnie Brown gained 43 yards on six carries culminating with a one-yard touchdown to give the Tigers a 7-3 lead. Wisconsin managed another field goal before the half to make the score 7-6 at the intermission.

Auburn struck first in the second half, going 80 yards on 16 plays and taking 7:16 off the clock. Carnell Williams finished the drive with a one-yard plunge up the middle for the touchdown.

In the fourth quarter, Jim Sorgi led Wisconsin on a 52-yard drive, capping it with a 12-yard pass to Lee Evans for a touchdown and a two-point conversion pass to tie the game at 14.

The Badgers seemed to have the momentum in their favor until Carlos Rogers deflected a pass that Will Herring intercepted on the Auburn 13-yard line. Two plays later, Campbell connected with Jeris McIntyre on third and eight for a 51-yard gain to the Wisconsin 34-yard line. It took Auburn just three more plays to put it in the end zone as Brown scored for the second time from two yards out.

Auburn put an exclamation point on the game during the ensuing Wisconsin drive when Reggie Torbor and Karlos Dansby sandwiched Sorgi, causing a fumble. T.J. Jackson recovered it, and two plays later Auburn put the final points on the board with a one-yard run by Williams to make the score 28-14.

Campbell passed for 138 yards, rushed for 67 yards and engineered two fourth-quarter scoring drives. Auburn's defense held Wisconsin to 261 yards. Torbor collected 2.5 sacks and Dansby totaled a team-high 10 tackles including 1.5 sacks.

	WISCONSIN	AUBURN
WISCONSIN	0 6 0 8	— 14
AUBURN	0 7 7 14	— 28

UW - Allen 20 field goal, 9:44, 2nd  
AU - Brown 1 run (Vaughn kick), 4:37, 2nd  
UW - Allen 35 field goal, 2:42, 2nd  
AU - Williams 1 run (Vaughn kick), 1:32, 3rd  
UW - Evans 12 pass from Sorgi (Daniels pass from Sorgi), 8:52, 4th  
AU - Brown 2 run (Vaughn kick), 3:30, 4th  
AU - Williams 1 run (Vaughn kick), 1:37, 4th

	WISCONSIN	AUBURN
First Downs	18	15
Rushing Att.-Yards	37-128	40-203
Passing Yards	203	157
Passing (C-A-I)	17-29-1	11-23-1
Total Offense	331	360
Punts-Avg.	4-38.5	8-45.2
Fumbles/Lost	0/0	0/0
Penalty-Yards	4-25	8-66
3rd Down Conv.	6-of-14	6-of-14
Time of Possession	31:00	29:00

RUSHING: (UW) Davis 17-77, Evans 3-19, Bernstein 1-2, Smith 4-1, Stocco 1-(-14), Sorgi 10-(-26); (AU) Williams 18-68 (2 TD), Campbell 9-67, Brown 13-62 (2 TD).

PASSING: (UW) Sorgi 13-22-1, 169 (TD); Stocco 4-7-0, 34; (AU) Campbell 10-22-1, 138; Williams 1-1-0, 19.

RECEIVING: (UW) Williams 6-57, Evans 4-51, Charles 3-48, Daniels 1-14, Bernstein 1-8, Smith 1-6; (AU) McIntyre 3-74, Daniels 3-40, Johnson 2-21, Taylor 1-13, Obomanu 1-6, Brown 1-3.

Attendance: 55,109

# Auburn Bowl History

## 2005 NOKIA Sugar Bowl

**Virginia Tech** 13  
**Auburn** 16

January 3, 2005  
Louisiana Superdome  
New Orleans, Louisiana

Auburn completed a perfect season as the No. 3 Tigers held off a late Virginia Tech rally for a 16-13 victory in the NOKIA Sugar Bowl at the Louisiana Superdome. The win improved the Tigers' record to 13-0 and ensured the first 13-win season in school history.

Auburn, just the seventh team to go undefeated in league play since the Southeastern Conference went to divisional play in 1992, jumped out to a 16-0 lead in the first three quarters before the Hokies got on the board. Two late fourth-quarter scores allowed Virginia Tech back into the game, but an onside kick with two minutes left was recovered by the Tigers.

Jason Campbell, voted the NOKIA Sugar Bowl's Most Valuable Player, threw for 189 yards on 11-of-16 passing and one score. Campbell, who played his last game in an Auburn uniform, connected with Devin Aromashodu on a 5-yard touchdown pass late in the third quarter, giving the Tigers a 16-0 advantage.

The tandem of senior running backs Ronnie Brown and Carnell Williams rushed for 68 and 61 yards, respectively.

Placekicker John Vaughn connected on three field goals in the first half from 23, 19 and 24 yards to send the Tigers to a 9-0 lead entering halftime. The three field goals tied an Auburn record in a bowl game, last set by Jaret Holmes at the 1998 Peach Bowl.

After Campbell connected with Aromashodu for a 16-0 AU lead, Virginia Tech's Josh Morgan found the end zone twice -- the first on a 29-yard reception from Bryan Randall and the second on an 80-yarder with two minutes to play.

Virginia Tech	0	0	0	13	—	13
Auburn	6	3	7	0	—	16

AU - Vaughn 23 field goal, 8:44, 1st	
AU - Vaughn 19 field goal, 1:10, 1st	
AU - Vaughn 24 field goal, 1:50, 2nd	
AU - Aromashodu 5 pass from Campbell (Vaughn kick), 10:39, 3rd	
VT - Morgan 29 pass from Randall (Randall pass failed), 6:58, 4th	
VT - Morgan 80 pass from Randall (Pace kick), 2:01, 4th	
	VT      AU
First Downs . . . . .	19      14
Rushing Att.-Yards . . . . .	22-76      43-110
Passing Yards . . . . .	299      189
Passing (C-A-I) . . . . .	21-38-2      11-16-1
Total Offense . . . . .	375      299
Punts-Avg. . . . .	5-35.2      4-43.0
Fumbles/Lost . . . . .	0/0      1/1
Penalty-Yards . . . . .	7-57      4-35
3rd Down Conv. . . . .	3-of-12      6-of-15
Time of Possession . . . . .	26:26      33:34

RUSHING: (VT) Randall 9-45, Imoh 6-16, Humes 6-10, Hamilton 1-5; (AU) Brown 14-68, C. Williams 19-61.  
PASSING: (VT) Randall 21-38-2, 299 (2 TD); (AU) J. Campbell 11-16-1, 189 (TD).  
RECEIVING: (VT) Hyman 5-71, Morgan 3-126 (2 TD), Royal 3-37, King 3-12, Clowney 2-23, Mazzetta 1-20, Humes 1-10; (AU) Taylor 5-87, Mix 2-68, C. Williams 2-(-6), Wallace 1-35, Aromashodu 1-5 (TD).

Attendance: 77,349

## 2006 Capital One Bowl

**Wisconsin** 24  
**Auburn** 10

January 2, 2006  
Citrus Bowl  
Orlando, Florida

Brian Calhoun rushed for 213 yards and one touchdown and John Stocco passed for 301 yards and two scores as Wisconsin defeated Auburn, 24-10, in the 2006 Capital One Bowl. The loss snapped Auburn's three-game bowl winning streak.

Wisconsin took a 17-0 lead into halftime, but the Tigers scored 10 straight points to pull within 17-10 early in the fourth quarter. Brandon Cox found Courtney Taylor for a 9-yard score at the 14:49 mark of the fourth to pull Auburn within seven.

However, Calhoun rushed for a 33-yard touchdown less than two minutes later, giving the Badgers the final 24-10 outcome.

Cox finished 15-of-33 for 137 yards and one touchdown, while Kenny Irons rushed for 88 yards -- giving him 1,293 on the season - the sixth-best single-season mark in Auburn history.

Ben Obomanu ended his Auburn career with five receptions for 62 yards. His senior counterpart, Anthony Mix, caught two passes for 11 yards, giving him 1,010 yards in his career.

Wisconsin opened the game's scoring when Stocco found Brandon Williams on a 30-yard reception at the 7:55 mark of the first quarter.

UW's Taylor Mehlhaff connected on his only field goal of the day, a 19-yarder, at the end of the first quarter, then watched as Stocco found Owen Daniels for a 13-yard touchdown pass in the second quarter.

John Vaughn connected on a 19-yard field goal, his 12th of the season, in the third quarter to put Auburn on the board.

Wisconsin	10	7	0	7	—	24
Auburn	0	0	3	7	—	10

UW - B. Williams 30 pass from Stocco (Mehlhaff kick), 7:55, 1st  
UW - Mehlhaff 19 field goal, 0:21, 1st  
UW - Daniels 13 pass from Stocco (Mehlhaff kick), 7:19, 2nd  
AU - Vaughn 19 field goal, 11:54, 3rd  
AU - Taylor 9 pass from Cox (Vaughn kick), 14:49, 4th  
UW - Calhoun 33 run (Mehlhaff kick), 13:22, 4th

	UW	AU
First Downs . . . . .	24	19
Rushing Att.-Yards . . . . .	42-247	35-99
Passing Yards . . . . .	301	137
Passing (C-A-I) . . . . .	15-27-0	15-33-1
Total Offense . . . . .	69-548	68-236
Punts-Avg. . . . .	3-45.3	6-45.7
Fumbles/Lost . . . . .	2/1	1/1
Penalty-Yards . . . . .	7-56	5-35
3rd Down Conv. . . . .	7-of-15	4-of-14
Time of Possession . . . . .	31:48	29:12

RUSHING: (UW) Calhoun 20-213 (TD), B. Williams 4-35, Walker 2-9, Team 1-0, Stocco 5-(-10); (AU) K. Irons 22-88, Lester 7-31, Obomanu 1-8, Cox 5-(-28).

PASSING: (UW) Stocco 15-27-0, 301 (2TD); (AU) Cox 15-33-1, 137 (TD).

RECEIVING: (UW) B. Williams 6-173 (TD), Orr 4-74, Daniels 3-46 (TD), Calhoun 1-8, J. Walker 1-0; (AU) Obomanu 5-62, Aromashodu 2-16, Taylor 2-14 (TD), Mix 2-11, K. Irons 1-21, Lester 1-9, Wallace 1-4, Slaughter 1-0.

Attendance: 57,221



# Auburn Bowl History

## 2007 AT&T Cotton Bowl Classic

**Auburn** 17  
**Nebraska** 14

January 1, 2007  
Cotton Bowl  
Dallas, Texas

John Vaughn's 42-yard field goal in the third quarter proved to be the game winner as Auburn took the 71st AT&T Cotton Bowl Classic with a 17-14 victory over Nebraska in Dallas.

Vaughn connected on his 20th field goal of the season at the 6:20 mark of the third quarter, the game's only points of the second half, to give Auburn its 11th win of the season for the fourth time in school history.

The Auburn defense was stout against Nebraska, limiting the Cornhuskers to just 230 yards of total offense, including 73 in the second half. Karibi Dede began the defense's dominance in the first half, intercepting a Zac Taylor pass and returning it 52 yards to the Nebraska 9-yard line.

Just two plays later, the Auburn offense punched it in the end zone when Brandon Cox found Carl Stewart for a 9-yard score with 56 seconds remaining in the first quarter, evening the score at 7.

Early in the second quarter, the Tigers recovered a fumble at the Cornhuskers' 14 on a failed fake punt attempt. Four plays later, Stewart scored his second TD on a 1-yard run.

After Vaughn's third quarter field goal, the Huskers managed to get in Auburn territory just twice. They punted from Auburn's 34 in the third quarter, and Taylor threw a fourth-down incomplection from Auburn's 30 late in the fourth quarter.

The Tiger defense finished with two sacks and 11 tackles for loss, highlighted by Sen'Derrick Marks' 2.5 TFL. Will Herring finished with seven solo tackles, including two for loss, and was named the game's outstanding defensive player.

Auburn	7	7	3	0	—	17
Nebraska	7	7	0	0	—	14

NU - Swift 13 pass from Taylor (Congdon kick), 7:37, 1st  
 AU - Stewart 9 pass from Cox (Vaughn kick), 0:56, 1st  
 AU - Stewart 1 run (Vaughn kick), 12:22, 2nd  
 NU - Jackson 20 run (Congdon kick), 9:00, 2nd  
 AU - Vaughn 42 field goal, 6:20, 3rd

	AU	NU
First Downs	12	17
Rushing Att.-Yards	35-67	38-104
Passing Yards	111	126
Passing (C-A-I)	10-21-0	14-27-1
Total Offense	56-178	65-230
Punts-Avg.	6-43.0	6-40.2
Fumbles/Lost	2/2	1/1
Penalty-Yards	6-45	4-45
3rd Down Conv.	4-of-12	5-of-14
Time of Possession	27:00	33:00

RUSHING: (AU) K. Irons 24-72, Tate 4-23, Taylor 1-3, Stewart 1-1 (TD), Cox 5-(-32); (NU) Lucky 25-88, Jackson 7-38 (TD), Nunn 1-(-2), Taylor 4-(-5), Todd 1-(-15).

PASSING: (AU) Cox 21-10-0, 111 (TD); (NU) Taylor 26-14-1, 126 (TD), Team 1-0-0, 0.

RECEIVING: (AU) Taylor 6-70, Rodriguez 1-18, McKenzie 1-12, Stewart 1-9 (TD), K. Irons 1-2; (NU) Lucky 6-67, Swift 3-44 (TD), Jackson 2-(-6), Purify 1-9, Nunn 1-8, Todd 1-4.  
 Attendance: 66,777

Cox finished the game 10-of-21 passing for 111 yards and one score. Of those 10 completions, six were to Courtney Taylor, who, on his fourth catch of the game, broke the Auburn school record for most receptions in a career. He finished with 153.

Kenny Irons paced the Tiger rushing game with 72 yards on 24 carries.

Nebraska started the game's scoring on a Nate Swift 13-yard touchdown reception from Taylor at the 7:37 mark of the first quarter.

With Auburn up 14-7 after Stewart's second quarter touchdown run, Brandon Jackson scored from 20 yards out to cap a 7-play, 72-yard drive that sent the teams into halftime tied at 14.

The 11 wins marked the fourth time in school history the Tigers posted at least 11 victories in a season.

## 2007 Chick-fil-A Bowl

**Clemson** 20  
**Auburn** 23 [OT]

December 31, 2007  
Georgia Dome  
Atlanta, Georgia

Kodi Burns scored on a 7-yard run in overtime to lift No. 22 Auburn to a 23-20 victory over No. 15 Clemson in the Chick-fil-A Bowl, in the first overtime game in Auburn's bowl history.

Burns' score put the finishing touches on a performance that saw the Tigers record season highs in plays and yards with a spread offense. Auburn ran 90 plays for 423 yards, including 47 rushes and a season-high 43 passes.

Auburn scored first in a low-scoring first half, following a three-and-out by Clemson on the opening possession with an 11-play, 58-yard drive that culminated in Wes Byrum's 36-yard field goal.

After managing just 52 yards of offense in the first quarter, Clemson's C.J. Spiller raced 83 yards down the left sideline to give Clemson a 7-3 lead.

Auburn took the opening kickoff in the second half and marched 78 yards on 10 plays as Burns hit Mario Fannin with a 22-yard pass to give Auburn a 10-7 lead.

Clemson finished an 11-play drive with a 22-yard field goal on the first play of the fourth quarter, knotting the score at 10-10.

After Cox was intercepted, Clemson quickly drove 32 yards for the go-ahead score when James Davis plunged in from a yard out with 11:24 remaining.

Auburn answered right back, again mixing Cox and Burns in the backfield successfully during an 11-play, 70-yard drive. Cox's 18-yard pass to Robert Dunn and a 15-yard rush by Burns set up Ben Tate for a 1-yard run that tied the score at 17-17 with 8:27 left.

In overtime, Clemson settled for a 25-yard field goal on its first possession.

On Auburn's overtime possession, Cox found Rod Smith for 12 yards on third-and-13, then snuck ahead for two yards and the first down. Two plays later, Burns powered in for the score, sending the Auburn sideline into a frenzy.

Cox connected on 25-of-39 passes for 211 yards in his final game for Auburn.

The Auburn defense, led by defensive MVP Pat Sims, held Clemson to just 293 yards of offense and 12 first downs.

Clemson	0	7	0	10	3	—	20
Auburn	3	0	7	7	6	—	23

AU - Byrum 36 field goal, 4:16, 1st  
 CU - C.J. Spiller 83 yd run (Mark Buchholz kick), 13:14, 2nd  
 AU - Mario Fannin 22 yd pass from Kodi Burns (Wes Byrum kick), 11:33, 3rd  
 CU - Mark Buchholz 22 yd field goal, 14:58, 4th  
 CU - James Davis 1 yd run (Mark Buchholz kick), 11:24, 4th  
 AU - Ben Tate 1 yd run (Wes Byrum kick), 8:27, 4th  
 CU - Mark Buchholz 25 yd field goal, OT  
 AU - Kodi Burns 7 yd run, OT

	CU	AU
First Downs	12	24
Rushing Att.-Yards	40-189	47-190
Passing Yards	104	233
Passing (C-A-I)	14-33-0	26-43-1
Total Offense	73-293	90-423
Punts-Avg.	8-43.1	8-38.6
Fumbles/Lost	1/0	0/0
Penalty-Yards	1-5	6-40
3rd Down Conv.	5-of-19	7-of-19
Time of Possession	29:14	30:46

RUSHING: (AU) Burns 13-69 (TD), Lester 14-57, Tate 14-54 (TD), Fannin 3-18, Cox 3-(-1); (CU) Spiller 8-112 (TD), Davis 23-72 (TD), Grisham 1-8, Harper 8-(-3)  
 PASSING: (AU) Cox 39-25-1, 211, Burns 4-1-0, 22 (TD); (CU) Harper 33-14-0, 104

RECEIVING: (AU) Fannin 5-53 (TD), Dunn 5-39, R. Smith 4-45, Lester 3-24, Tate 3-19, Bennett 2-16, Billings 1-13, Hawthorne 1-12, Rodriguez 1-8, Trott 1-4 (CU) Kelly 4-36, Taylor 3-32, Grisham 2-24, Harris 2-12, Spiller 2-(-5), Palmer 1-5.

Attendance: 74,413

# Auburn Bowl History

## 2010 Outback Bowl

**Northwestern** 35  
**Auburn** 38 [OT]

January 1, 2010  
Raymond James Stadium  
Tampa, Florida

Neiko Thorpe tackled Zeke Markshausen at the Auburn 2-yard line on a fake field goal attempt from the 5-yard line to preserve Auburn's 38-35 overtime victory over Northwestern after Wes Byrum's 21-yard field goal gave the Tigers the lead.

With the score tied 21-21, Ben Tate rushed for two touchdowns in the first eight minutes of the fourth quarter. The first came from 5 yards out with 10:10 left and the second was a 7-yard run that seemed to put the Tigers in control, 35-21 with 7:32 left.

Northwestern closed to 35-27 on a 2-yard Kafka touchdown run with 3:20 remaining but the PAT was blocked by Antonio Coleman. With Auburn trying to run out the clock, Brad Phillips forced a Tate fumble at the Northwestern 31 with 3:11 to play. The Wildcats then drove 69 yards to score on a 18-yard touchdown pass from Kafka to Sidney Stewart with 1:15 to play and a tied the game on a successful two-point conversion.

Auburn's Demond Washington returned the ensuing kickoff to midfield before he fumbled, giving the ball back to the Wildcats with 1:03 to play. Northwestern then drove to the Auburn 26 where Demos missed a potential game-winning 44-yard field goal as time expired.

Auburn's defense picked off five Northwestern passes, with Walter McFadden and T'Sharvan Bell collecting two each and Thorpe one. McFadden's two interceptions came on Northwestern's first two drives and helped stake Auburn to an early 14-0 lead. His second interception was returned 100 yards for a touchdown.

N'Western	7	0	14	14	0	—	35
Auburn	14	7	0	14	3	—	38

AU - Burns 1 yd run (Byrum kick), 12:25, 1st  
 AU - McFadden 100 yd interception return (Byrum kick), 4:37, 1st  
 NU - Brewer 39 yd pass from Kafka (Demos kick), 2:04, 1st  
 AU - Carr 46 yd pass from Todd (Byrum kick), 8:54, 2nd  
 NU - Brewer 35 pass from Kafka (Demos kick), 2:42, 3rd  
 NU - Dunsmore 66 yd pass from Kafka (Demos kick), 0:27, 3rd  
 AU - Tate 5 yd run (Byrum kick), 10:10, 4th  
 AU - Tate 7 yd run (Byrum kick), 7:32, 4th  
 NU - Kafka 2 yd run (kick blocked), 3:20, 4th  
 NU - Stewart 18 yd pass from Kafka (Mitchell pass from Brewer), 1:15, 4th  
 AU - Byrum 21 yd field goal, OT

	NU	AU
First Downs	34	18
Rushing Att.-Yards	37-89	39-190
Passing Yards	532	235
Passing (C-A-I)	47-78-5	20-33-2
Total Offense	115-621	72-425
Punts-Avg.	5-31.6	6-42.2
Fumbles/Lost	0/0	3/2
Penalty-Yards	3-25	12-140
3rd Down Conv.	6-of-23	4-of-13
Time of Possession	34:11	25:49

RUSHING: (AU) - Tate 20-108 (2 TD); Zachery 1-50; McCalebb 6-18; Burns 5-16 (TD); Fannin 2-14; Todd 4-minus 15. (NU) - Schmidt 8-36; Kafka 20-30 (TD); A. Fields 3-8; Simmons 3-7; Markshausen 2-7; Concannon 1-1.

PASSING: (AU) - Todd 20-31-0-235 (TD); Burns 0-2-0-0 (NU) - Kafka 47-78-5-532 (4 TD).

RECEIVING: (AU) - Adams 12-142; Fannin 3-10; Zachery 2-11; Carr 1-46 (TD); Burns 1-23; Blake 1-3 (NU) - Markshausen 12-84; Stewart 10-97 (TD); Dunsmore 9-120 (TD); Brewer 8-133 (2 TD); Ebert 6-64; D. Fields 1-26; A. Fields 1-8.

Attendance: 49,383

Northwestern closed to within 21-14 on a 35-yard touchdown pass on another Kafka to Brewer hookup with 2:42 remaining in the third. On their next play from scrimmage, Drake Dunsmore scored on a 66-yard pass from Kafka to tie the score.

Auburn took a 21-7 lead on a 46-yard Chris Todd pass to Quindarius Carr with 8:54 to go in the half. Northwestern drove the ball 90 yards from its own 6-yard line late in the half before Kafka threw his third interception, as Bell picked him off in the end zone with 29 seconds remaining.

Northwestern closed to within 21-14 on a 35-yard touchdown pass on another Kafka to Brewer hookup with 2:42 remaining in the third. On their next play from scrimmage, Drake Dunsmore scored on a 66-yard pass from Kafka to tie the score.

Darvin Adams was named the Outback Bowl MVP after grabbing an Outback Bowl record-tying 12 receptions for a career-high 142 yards.

Twenty-one Outback Bowl records were broken and 11 more tied during the game. The Wildcats' 115 total plays broke an NCAA record, as did the 98 plays for Kafka (78 passes, 20 rushes). The teams combined for Outback Bowl records of 73 points, 1046 yards of offense and 187 plays from scrimmage.

## 2011 BCS National Championship

**Oregon** 19  
**Auburn** 22

January 10, 2011  
University of Phoenix Stadium  
Glendale, Arizona

Wes Byrum kicked the sixth and biggest game-winning field goal of his career on the last play of the game from 19 yards to give No. 1 Auburn a 22-19 victory over Oregon in the BCS National Championship Game. It was Auburn's second national title in history and ninth comeback win in 14 games during the 2010 season.

After Oregon had tied the score at 19 with a touchdown and two point conversion with 2:33 to go, the biggest drive in Auburn history began at its own 25-yard line. After a 15-yard pass from Cam Newton to Emory Blake, Michael Dyer, who was named the Offensive Player of the Game after rushing for 143 yards on 22 carries, looked to be tackled after a short gain, but was never down while laying on top of an Oregon defender, and he bounced up to complete a 37-yard run to the Oregon 23.

After short gains by Dyer and Newton, Dyer followed with a 16-yard gain up the middle to the 1 with 10 seconds remaining. One play later, Byrum provided the final heroics.

Oregon scored on the second play of the second quarter on a 26-yard field goal by Rob Beard for the first points of the game. On Auburn's next possession, Newton threw a 35-yard touchdown pass to Kodi Burns for a 7-3 Auburn lead.

Oregon responded after taking over at the Duck 7 as Thomas threw an 81-yard pass on first down to Meahl, then found James on an 8-yard TD pass. A 2-point conversion run by kicker Rob Beard on a fake gave Oregon an 11-7 lead.

The Tigers then drove to the Oregon 1, but Newton's fourth-down pass to Eric Smith fell incomplete. On first down, Mike Blanc tackled James in the end zone for a safety to draw the Tigers to within 11-9 with 3:26 left in the half.

After Oregon kicked off following the safety, Auburn quickly covered 66 yards in six plays, capped by a Newton to Blake 30-yard touchdown pass to give the Tigers a 16-11 lead at the half.

On the opening drive of the second half, Wes Byrum kicked a 28-yard field goal to give Auburn a 19-11 lead.

Oregon then reached a first-and-goal on the Auburn 3, but the Tigers held the Ducks for four plays, capped by a stop on fourth and goal from the 1 as Mike McNeil and Nick Fairley hit Kenjon Barner just shy of the goal line. Fairley was named the Defensive Player of the Game after recording five tackles, including three for losses and one sack, while also forcing a fumble.

Auburn ran a season-high and BCS Championship Game record 85 plays. The Tigers outgained the Ducks 519 yards to 449 as Newton was 20-of-34 for 265 yards and two touchdowns. He also rushed for 64 yards on 22 carries.

Oregon	0	11	0	8	—	19
Auburn	0	16	3	3	—	22

OU - Beard 26 yd field goal, 14:13, 2nd  
 AU - Burns 35 yd pass from Newton (Byrum kick), 12:00, 2nd  
 OU - James 8 yd pass from Thomas (Beard rush), 10:58, 2nd  
 AU - Blanc safety, 3:26, 2nd  
 AU - Blake 30 yd pass from Newton (Byrum kick), 1:47, 2nd  
 AU - Byrum 28 yd field goal, 11:30, 3rd  
 OU - James 8 yd pass from Thomas (Maehl pass from Thomas), 2:33, 4th  
 AU - Byrum 19 yd field goal, 0:00, 4th

	OU	AU
First Downs	23	28
Rushing Att.-Yards	32-75	50-254
Passing Yards	374	265
Passing (C-A-I)	28-41-2	20-35-1
Total Offense	73-449	85-519
Punts-Avg.	5-36.8	6-40.4
Fumbles/Lost	1/0	2/1
Penalty-Yards	6-37	5-47
3rd Down Conv.	8-of-15	9-of-17
Time of Possession	27:03	32:57

RUSHING: (OU) - James 13-49; Barner 11-32; Thomas 8-(-6). (AU) - Dyer 22-143; Newton 22-64; McCalebb 6-47.

PASSING: (OU) - Thomas 27-40-2-363 (2TD); Rice 1-1-0-11. (AU) - Newton 20-34-1-265 (2TD); TEAM 0-1-0-0.

RECEIVING: (OU) - Maehl 9-133; Davis 6-60; James 4-39 (2TD); Tuinei 3-75; Paulson 3-48; Barner 2-8; Johnson 1-11. (AU) - Zachery 6-48; Adams 4-54; Blake 4-54 (TD); Lutzenkirchen 2-48; McCalebb 2-10; Burns 1-35 (TD); Fannin 1-16.

Attendance: 78,603

# Auburn Bowl History

## 2011 Chick-fil-A Bowl

Virginia 24  
Auburn 43

December 31, 2011  
Georgia Dome  
Atlanta, Georgia

Offensive MVP Onterio McCalebb rushed for a season-high 109 yards and had 180 all-purpose yards. Emory Blake caught six passes for a career-high tying 108 yards and Barrett Trotter came off the bench to throw for 175 yards and one touchdown to lead Auburn to a 43-24 victory over Virginia in the Chick-fil-A Bowl in the Georgia Dome on Dec. 31.

Trotter completed 11-of-18 passes after he and Kiehl Frazier came in for injured starter Clint Moseley in the first quarter. Frazier had 16 carries for 55 yards and became the ninth Tiger to score two touchdowns in a bowl game. The Mason gained 64 yards on nine carries and had his first career rushing touchdown.

Auburn used a big second quarter as it scored 21 consecutive points to take control of the game, 28-14. After Virginia took a 14-7 lead, Auburn quickly answered as McCalebb ran it in from three yards out on third down to tie it 14-14 with 10:33 left in the half.

Parkey successfully recovered his onside kick at the Auburn 41 as the Tigers went on to take the lead for good, 21-14, on Frazier's 1-yard third down rush with 8:44 left. Trotter completed a 50-yard pass to Blake to the Virginia 5. Auburn's 14 consecutive points came on 11 plays and 144 yards in 4:08.

On the ensuing possession, Chris Davis snuffed out a Virginia fake field goal after Eltoro Freeman broke up a Cavalier pass in the end zone the play before. Auburn scored a touchdown on its third straight possession as Trotter completed a 29-yard touchdown pass to McCalebb with 59 seconds left in the half to give Auburn a 28-14 lead.

Virginia scored first, but walk-on Garrett Harper stepped up to help the Tigers even the score on the next possession. Harper blocked the first punt of his career as Auburn took over on the Virginia 15. The Tigers tied it 7-7 as Frazier scored on a 3-yard touchdown run up the middle with 4:02 left in the opening quarter. McCalebb set it up with a 12-yard run the play before.

Mason scored his first career rushing touchdown to open the third quarter with a 22-yarder to put Auburn up 35-17 almost four minutes in.

Virginia scored with 6:20 left in the third, cutting the lead to 35-24, but the Cavaliers got no closer.

RUSHING: (VA) - Parks 11-48 (TD); Richardson 6-33; Jones 8-32; Jennings 1-5; Millen 1-5; Hodges 1-3; Rocco 2-minus 3. (AU) - McCalebb 10-109 (TD); Mason 9-64 (TD); Frazier 16-55 (2TD); Trotter 5-32; Bray 1-16.

PASSING: (VA) - Rocco 26-41-1-312 (2TD). (AU) - Trotter 11-18-0-175 (TD); Moseley 1-4-0-6; Bray 0-1-0-0.

RECEIVING: (VA) - Jones 7-90; Burd 6-103 (2TD); Jennings 4-35; Keys 2-24; Millen 2-23; Phillips 2-7; Terrell 1-29; Snyder 1-5; Parks 1-minus 4. (AU) - Blake 6-108; Bray 3-12; McCalebb 2-53 (TD); Wisner 1-8.

Attendance: 72,919

## 2014 BCS National Championship

Auburn 31  
Florida State 34

January 6, 2014  
Rose Bowl  
Pasadena, California

Auburn came with a blink of an eye of winning its second national championship in the last four years.

Florida State's Kermit Whitfield and Jameis Winston wouldn't let it happen. They stole a page out of Auburn's playbook for the dramatic finish when Whitfield returned a kickoff 100 yards with 4:31 for a brief lead, and then Winston threw a 2-yard touchdown pass to Kelvin Benjamin with 13 seconds remaining to send Florida State to a 34-31 victory in the BCS Championship Game on Monday night in the Rose Bowl.

It prevented the biggest comeback story in college football history, though Auburn still finished with a remarkable season and a 12-2 record. The Tigers came within seconds of winning their second national title in the last four seasons.

Oh, Auburn tried to win with its usual heroics. Tre Mason broke Bo Jackson's single-season rushing record when he scored on a 37-yard run with 1:19 remaining to give Auburn a 31-27 lead. But Winston, the Heisman Trophy winner, drove the Seminoles in for the game-winner.

Auburn had beaten Georgia, Alabama, and Missouri to get this far, and won four games in the final minute, or second. But not this night. Florida State was the one with the heroics.

Auburn led 21-3, then found itself up 21-20 with 10:55 left in the game. Florida State took the lead in the fourth quarter, but Mason's TD run gave the Tigers a late lead.

Just not late enough.

Auburn found new pages in its playbook in the first half, throwing touchdown passes to Tre Mason and Melvin Ray for the first time in their careers as Marshall out-played the Heisman winner Winston in the first half.

Marshall completed passes to seven different receivers in the first half. But even with the passing, Auburn stuck with its familiar successful formula of letting Mason run. The tailback who went for 304 yards on 46 carries hit halftime Monday night with 96 yards on 18 carries.

Marshall hit the break having hit 7-of-13 passes for 113 yards and those two touchdowns. Winston was only 6-of-15 passing for 62 yards and no touchdowns, though he did set up FSU's only first-half touchdown with a nice scramble to the Auburn 3.

Auburn got two early sacks against him, then forced him to fumble to set up the Tigers' third touchdown.

Credit punter Steven Clark for setting up Auburn's first touchdown when he flipped the field when he kicked the ball dead at the Florida State 2. The Seminoles couldn't move it, and, after a Chris Davis punt return, the Tigers found themselves in great field position at the FSU 25. Six plays later, Marshall threw a 12-yard touchdown pass to Mason to make it 7-3 Auburn with 3:07 left in the first quarter.

Auburn scored on its next possession in a most surprising way when Marshall found Ray running alone down the middle of the field for a 50-yard touchdown pass and a 14-3 lead with 13:48 left in the second quarter.

Auburn kept hammering away at Winston, and, after a short run, recovered his fumble at the FSU 27. Marshall made it 21-3 when he ran around end on a 4-yard run with 5:01 left in the second quarter. Florida State got that touchdown back after successfully faking a punt, watching Winston run for 21 to the Auburn 3 and scoring on the next play on a Devonta Freeman run. That made the halftime score 21-10.

RUSHING: (AU) - Mason 34-195 (TD); Marshall 16-45 (TD); Artis-Payne 1-1; Corey Grant 1-minus 3; Ricardo Louis 1-minus 6. (FSU) - Freeman 11-73 (TD); Winston 11-26; Williams 5-25; Wilder 3-21; Abram 1-3.

PASSING: (AU) - Marshall 14-27-1-217 (2 TD). (FSU) - Winston 20-35-0-237 (2 TD).

RECEIVING: (AU) - Coates 4-61; Bray 3-4; Louis 2-28; Uzomah 2-8; Ray 1-50 (TD); Mason 1-42 (TD); Davis 1-26. (FSU) - Green 9-147; Benjamin 4-54 (TD); Freeman 3-21; Shaw 2-4; Abram 1-11 (TD); Williams 1-0.

Attendance: 92,542

# Auburn Bowl History

## 2015 Outback Bowl

**Auburn** 31  
**Wisconsin** 34 [OT]

January 1, 2015  
Raymond James Stadium  
Tampa, Florida

Auburn played it to the end, and then some, but it wasn't enough to beat Wisconsin and Melvin Gordon in the Outback Bowl on Thursday.

The Badgers won 34-31 in overtime when they made a field goal on their first possession, and Auburn missed a 45-yard try when it got the ball.

Gordon rushed for 251 yards and three touchdowns, though Auburn had the lead with eight seconds left in regulation. Wisconsin tied the game a second later on a field goal, and won it in the first overtime period.

The end of the game was like the rest of the game, a see-saw affair that featured big runs and good plays.

Auburn quarterback Nick Marshall picked one good play, and then another, in two drives near the end that gave the Tigers two leads. That's when Auburn found the proper balance between the run and the pass.

The Tigers answered two Wisconsin leads with decisive drives. Cameron Artis-Payne scored on a 2-yard run with 2:55 remaining. Before that, the Tigers had taken the lead a drive that saw Artis-Payne rip off a 21-yard run, Corey Grant run for 21, too, and Marshall throw a 21-yard touchdown pass to C.J. Uzomah.

Marshall came through after that, too.

He led the Tigers to the Wisconsin 7, and, on fourth down, his pass to Sammie Coates may have been a TD had it not been for pass interference. It didn't matter. Artis-Payne scored on the next play.

Auburn finished the season with a 8-5 record. Wisconsin finished at 11-3.

The Tigers led at the half, but n Gordon carried four times for 55 yards, including the final 25, on the first series of the second half to tie Auburn at 14-14.

Auburn	7	7	3	14	0	—	31
Wisconsin	7	0	14	10	3	—	34

WIS - Clement 7 yd pass from Slave (Gaglianone kick), 1st, 11:10

AU - Artis-Payne 2 yd run (Carlson kick), 1st, 2:16

AU - Louis 66 yd pass from Marshall (Carlson kick), 2nd, 8:01

WIS - Gordon 25 yd run (Gaglianone kick), 3rd, 12:09

AU - Carlson 51 yd field goal, 3rd, 9:32

WIS - Gordon 53 yd run (Gaglianone kick), 3rd, :20

AU - Uzomah 20 yd pass from Marshall, 4th, 11:21

WIS - Gorodn 6 yd run (Gaglianone kick), 4th, 7:58

AU - Artis-Payne 2 yd run (Carlson kick), 4th, 2:55

WIS - Gaglianone 29 yd field goal, 4th, :07

WIS - Gaglianone 25 yd field goal, OT, 15:00

	AU	WIS
First Downs	21	31
Rushing Att.-Yards	43-219	54-400
Passing Yards	216	121
Passing (C-A-I)	16-23-0	14-27-3
Total Offense	66-435	81-521
Punts-Avg.	4-45.8	3-26.3
Fumbles/Lost	0/0	0/0
Penalty-Yards	9-75	3-28
3rd Down Conv.	4-of-12	3-of-12
Time of Possession	26:56	33:04

RUSHING: (AU) - Artis-Payne 26-126 (2 TD), Louis 3-41, Grant 5-30, Marshall 7-18, Bray 1-5; (WIS) - Gordon 34-251 (3 TD), Clement 15-105, Doe 2-39, Rushing 1-16.

PASSING: (AU) - Marshall 15-22-0-217 (2 TD); (WIS) - Slave 14-27-3-121 (TD).

RECEIVING: (AU) - Bray 5-63, Coates 4-24, Davis 2-21, Louis 1-66 (TD), Uzomah 1-20 (TD), Artis-Payne 1-18, Ray 1-5, Marshall 1-(-1); (WIS) - Erickson 4-38, Arneson 2-33, Fumagalli 2-18, Clement 2-11 (TD), Gordon 2-2, Doe 1-10, Fredrick 1-9.

Attendance: 44,023

On fourth-and-1, Gordon broke loose for a 53-yard touchdown run to give Wisconsin a 21-17 lead with 20 seconds left in the third quarter.

But Auburn mixed it up on the Badgers from there, with Artis-Payne ripping off a 21-yard run, with Corey Grant doing the same, and with Marshall throwing a 21-yard touchdown pass to Uzomah for a 24-21 lead with 11:21 left in the fourth quarter.

Auburn regained the lead on a career-long 51-yard field goal by Daniel Carlson.

Wisconsin scored on its first series on a 7-yard pass from Joel Slave to Corey Clement, but the Tigers tied the game on a 2-yard touchdown run with 2:16 left in the first quarter, and went ahead on a Marshall 66-yard TD pass to Ricardo Louis.

Those plays, and interceptions by Trovon Reed and Jermaine Whitehead, had Auburn ahead 14-7 at the half.

The first half was more of the same for Marshall, who threw for a single-game school record of 456 yards against Alabama in the previous game, then threw for 131 more in the first half against Wisconsin.

Auburn hit halftime with those 131 yards passing and 46 yards rushing.

## 2015 Birmingham Bowl

**Auburn** 31  
**Memphis** 10

December 30, 2015  
Legion Field  
Birmingham, Alabama

Jeremy Johnson helped Auburn close its 2015 season in fine fashion when he came off the bench to lead the Tigers to a 31-10 victory over Memphis in the Birmingham Bowl.

Johnson threw the go-ahead touchdown pass in the third quarter, ran for another score early in the fourth and brought life to what had been a hard-fought game. It was 10-10 on a rainy day before the dramatics began in front of a Birmingham Bowl-record crowd of 59,430 in venerable Legion Field.

Auburn running back Jovon Robinson was named the game's MVP after rushing for 126 yards. The Tigers' defense turned in an MVP performance, too, holding previously-potent Memphis to 205 total yards.

Johnson's play, coupled with an Auburn defense that allowed just three points and Peyton Barber crossing the 1,000-yard rushing barrier for the season, allowed the Tigers to finish the season with a 7-6 record. Memphis finished at 9-4.

Johnson, subbing for starter Sean White, threw an 11-yard touchdown pass to Jason Smith for the lead with 3:12 left in the third quarter. His 5-yard touchdown run on the first play of the fourth quarter made it 24-10.

Barber's running allowed Auburn to have at least one 1,000-yard rusher in seven straight seasons.

Auburn showed a little trickery early in the game before pounding away at Memphis in the second half.

A fake punt set up a 20-yard Daniel Carlson field goal for Auburn's first score and Kerryon Johnson scored on an 8-yard run out of the wildcat formation for a 10-0 first quarter lead. Carlson's field goal was a record-setter. It gave him 23 on the season, a single-season Auburn record. Johnson's TD run came with 1:58 left in the first quarter.

A Memphis field goal and a Reggis Ball 56-yard interception return tied things up in the second quarter. Blake Countess came through with another big play for Auburn, blocking a Jake Elliott field goal try with 5:55 left before halftime.

Auburn	10	0	7	14	0	—	31
Memphis	0	10	0	0	10	—	10

AU - Carlson 20 yd field goal, 1st, 8:35

AU - K. Johnson 8 yd run (Carlson kick), 1st, 1:58

MEM - Elliott 53 yd field goal, 2nd, 10:03

MEM - Ball 53 yd int ret (Elliott kick), 2nd, 3:06

AU - J. Smith 11 yd pass from J. Johnson (Carlson kick), 3rd, 3:12

AU - J. Johnson 5 yd run (Carlson kick), 4th, 14:57

AU - Robinson 4 yd run (Carlson kick), 4th, 12:57

	AU	MEM
First Downs	23	13
Rushing Att.-Yards	56-252	31-99
Passing Yards	150	106
Passing (C-A-I)	10-16-3	16-37-1
Total Offense	72-402	68-205
Punts-Avg.	3-39.7	6-47.2
Fumbles/Lost	0/0	1/0
Penalty-Yards	3-45	6-40
3rd Down Conv.	6-13	8-19
Time of Possession	34:17	25:43

RUSHING: (AU) - Robinson 27-126; Barber 12-41; Thomas 5-29; J. Johnson 3-26 (TD); K. Johnson 6-24 (TD); Smith 1-6; Louis 1-0; White 1-0; (MEM) Dorceus 11-48; Cooper 4-26; Craft 5-12; Henderson 2-10; Frazier 3-6; Lynch 5-1; Cross 1-2

PASSING: (AU) - White 8-13-2-102; J. Johnson 1-1-0-11 (TD); Phillips 1-1-0-37; Smith 0-1-1-0; (MEM) Lynch 16-27-1-106

RECEIVING: (AU) - Ray 2-50; Stevens 2-25; M. Davis 2-7; K. Johnson 1-37; Louis 1-17; Smith 1-11 (TD); Barber 1-3; (MEM) Frazier 4-47; Mayhue 4-26; Jones 3-16; Miller 3-10; Henderson 1-7; Cross 1-0

Attendance: 59,430

# Auburn In The NFL

ADAMS, Darvin, WR - Carolina Panthers (2011)  
AGEE, Tommie, FB - Seattle Seahawks (1988), Kansas City Chiefs (1989), Dallas Cowboys (1990-94)  
ALFORD, Mike, C - St. Louis Cardinals (1965), Detroit Lions (1966)  
ANDERSON, Willie, T - Cincinnati Bengals (1996-2007), Baltimore Ravens (2008)  
ANDREWS, William, RB - Atlanta Falcons (1979-83, 1986)  
ARIAIL, David 'Gump,' E - Brooklyn Dodgers (1934), Cincinnati Reds (1934)  
AROMASHODU, Devin, WR - Indianapolis Colts (2006-07), Chicago Bears (2008-10), Minnesota Vikings (2011-12)  
**ARTIS-PAYNE, Cameron, RB - Carolina Panthers (2015-16)**  
ATKINS, Billy, DB - San Francisco 49ers (1958-59), Buffalo Bills (1960-61, 63), New York Titans/Jets (1962-63), Denver Broncos (1964)  
ATKINS, George, G - Detroit Lions (1955)  
AUGHTMAN, Dowe, DT - Dallas Cowboys (1984)

BAILEY, Karsten, WR - Seattle Seahawks (1999-00), Green Bay Packers (2002-03)  
BAILEY, Thomas, WR - Cincinnati Bengals (1995)  
BAKER, Robert, WR - Miami Dolphins (1999-03)  
BANKS, Tom, C - St. Louis Cardinals (1971-80)  
**BARBER, Peyton, RB - Tampa Bay Buccaneers (2016)**  
BARLOW, Corey, CB - Philadelphia Eagles (1993)  
**BATES, Daren, LB - St. Louis Rams (2013-15), Oakland Raiders (2016)**  
BAXTER, Fred, TE - New York Jets (1993-00), Chicago Bears (2001-02), New England Patriots (2002-03), Washington Redskins (2004)  
BEASLEY, Fred, RB - San Francisco 49ers (1998-05),  
BEASLEY, Terry, WR - San Francisco 49ers (1972, 74-75)  
BEAUFORD, Clayton, WR - Cleveland Browns (1987)  
BERNICH, Ken, LB - New York Jets (1975)  
BEVERLY, David, P - Houston Oilers (1974-75), Green Bay Packers (1975-80)  
BILLINGS, Montez, WR - New Orleans Saints (2010)  
BIRONAS, Rob, K - Tennessee Titans (2005-13)  
**BLACKSON, Angelo, DL - Tennessee Titans (2015-16)**  
BLAKE, Emory, WR - St. Louis Rams (2013-14)  
BLUE, Forrest, C - San Francisco 49ers (1968-74), Baltimore Colts (1975-78)  
BOLTON, Scott, WR - Green Bay Packers (1988)  
BOOKER, Dante, DT - Indianapolis Colts (2003)  
BOSTIC, James, RB - Philadelphia Eagles (1998-99)  
BRACKETT, M.L., G - Chicago Bears (1956-57), New York Giants (1958)  
**BRAY, Quan, WR - Indianapolis Colts (2015-16)**  
BROCK, Eric, DB - Atlanta Falcons (2008)  
BROOKS, James, RB - San Diego Chargers (1981-83), Cincinnati Bengals (1984-91), Cleveland Browns (1992), Tampa Bay Buccaneers (1992)  
BROWN, Mark, LB - New York Jets (2003-05)  
BROWN, Ronnie, RB - Miami Dolphins (2005-10), Philadelphia Eagles (2011), San Diego Chargers (2012-13), Houston Texans (2014)  
BRUCE, Aundray, LB - Atlanta Falcons (1988-91), LA/Oakland Raiders (1992-98)  
BULGER, Chester, T - Chicago Cardinals (1942-43, 45-49), Pittsburgh Steelers (1944), Detroit Lions (1950)  
BURKETT, Jackie, LB - Baltimore Colts (1961-66), New Orleans Saints (1967, 70), Dallas Cowboys (1968-69)  
BURSON, Jimmy, DB - St. Louis Cardinals (1963-67), Atlanta Falcons (1968)  
**BYNES, Josh, LB - Baltimore Ravens (2011-14); Detroit Lions (2014-16)**

CAMPBELL, Jason, QB - Washington Redskins (2005-09), Oakland Raiders (2010-11), Chicago Bears (2012), Cleveland Browns (2013), Cincinnati Bengals (2014)  
CARR, Gregg, LB - Pittsburgh Steelers (1985-88)  
CARSON, Leonardo, DT - San Diego Chargers (2000-03), Dallas Cowboys (2003-04)  
CARTER, Tim, WR - New York Giants (2002-06), Cleveland Browns (2007), St. Louis Rams (2009)  
CHEATHAM, Lloyd, QB - Chicago Cardinals (1942)  
CHEEK, Richard, G - Buffalo Bills (1970)  
CHILDRESS, Joe, RB - Chicago/St. Louis Cardinals (1956-60, 62-65)  
CLANTON, Chuck, DB - Green Bay Packers (1985)  
CLAYTON, Zach, DT - Tennessee Titans (2011-12)  
**COATES, Sammie, WR - Pittsburgh Steelers (2015-16)**  
COCHRAN, Tom 'Bull,' B - Washington Redskins (1949)  
CODY, Bill, LB - Detroit Lions (1966), New Orleans Saints (1967-70), Philadelphia Eagles (1972)

COLBERT, Lewis, P - Kansas City Chiefs (1986-87), San Diego Chargers (1989)  
COLEMAN, Antonio, LB - Buffalo Bills (2010-11), Arizona Cardinals (2012)  
**COLEMAN, Shon, OL - Cleveland Browns (2016)**  
**COUNTESS, Blake, DB - Philadelphia Eagles (2016)**  
CRAIG, Dameyune, QB - Carolina Panthers (1998-01), Washington Redskins (2002)  
CREMER, Ted, E - Detroit Lions (1946-48), Green Bay Packers (1948)  
CRIBBS, Joe, RB - Buffalo Bills (1980-83, 85), San Francisco 49ers (1986-87), Indianapolis Colts (1988), Miami Dolphins (1988)  
CRITTENDEN, Monreko, T - Baltimore Ravens (2004)  
CURRY, DeMarcus, T - Tampa Bay Buccaneers (2000-01)

D'AGOSTINO, Frank, G - Philadelphia Eagles (1956), New York Jets (1960)  
DANJEAN, Ernie, LB - Green Bay Packers (1957)  
**DANSBY, Karlos, LB - Arizona Cardinals (2004-09), Miami Dolphins (2010-12), Arizona Cardinals (2013), Cleveland Browns (2014-15), Cincinnati Bengals (2016)**  
**DAVIS, Chris, DB - San Diego Chargers (2014), San Francisco 49ers (2015-16)**  
DAVIS, Stephen, RB - Washington Redskins (1996-02), Carolina Panthers (2003-05), St. Louis Rams (2006)  
DAVIS, Tristan, RB - Miami Dolphins (2010), Washington Redskins (2011-13)  
DEAL, Rufus, B - Washington Redskins (1942)  
DEL GRECO, Al, K - Green Bay Packers (1984-87), St. Louis/Phoenix Cardinals (1987-90), Houston/Tennessee Oilers/Titans (1991-00)  
DIAMOND, Lorenzo, TE - Arizona Cardinals (2003-04)  
DUCKWORTH, TIM, G - New Orleans Saints (2007, 2009-10)  
DUCOTE, R.J., RB - Cleveland Tigers (1920)  
**DUNLAP, King, OT - Philadelphia Eagles (2008-12), San Diego Chargers (2013-16)**

EDWARDS, Dave, LB - Dallas Cowboys (1963-75)  
EVANS, Heath, FB - Seattle Seahawks (2001-04), Miami Dolphins (2005), New England Patriots (2006-08), New Orleans Saints (2009-10)

**FAIRLEY, Nick, DT - Detroit Lions (2011-14); St. Louis Rams (2015), New Orleans Saints (2016)**  
FANNIN, Mario, RB - Denver Broncos (2011-12)  
FLOYD, Eric, OL - San Diego Chargers (1990-91), Philadelphia Eagles (1992-93), Arizona Cardinals (1995)  
**FORD, Dee, DE - Kansas City Chiefs (2014-16)**  
FRANKLIN, Byron, WR - Buffalo Bills (1981, 83-84), Seattle Seahawks (1985-87)  
FRAZIER, Wayne, C - San Diego Chargers (1962), Houston Oilers (1965), Kansas City (1966-67), Buffalo Bills (1967)  
FREDERICKSON, Tucker, FB - New York Giants (1965, '67-71)  
FREEMAN, Bobby, B - Cleveland Browns (1957-58), Green Bay Packers (1959), Philadelphia Eagles (1960-61), Washington Redskins (1962)  
FULLER, Mike, S - San Diego Chargers (1975-80), Cincinnati Bengals (1981-82)  
FULLWOOD, Brent, RB - Green Bay Packers (1987-90), Cleveland Browns (1990)

GANDY, Wayne, OT - Los Angeles/St. Louis Rams (1994-98), Pittsburgh Steelers (1999-02), New Orleans Saints (2003-05), Atlanta Falcons (2006-08)  
GATSKI, Frank, C - Cleveland Browns (1946-56), Detroit Lions (1957)  
GHERSANICH, Vernon, G - Chicago Cardinals (1943)  
GOFF, Robert, DT - Tampa Bay Buccaneers (1988-89), New Orleans Saints (1990-95), Minnesota Vikings (1996)  
GRAY, Chris, G - Miami Dolphins (1993-96), Chicago Bears (1997), Seattle Seahawks (1998-2007)  
GOODSON, Tyrone, WR - Green Bay Packers (1999-2000), Washington Redskins (2001)  
**GRANT, Corey, RB - Jacksonville Jaguars (2015-16)**  
GREEN, Tyrone, OG - San Diego Chargers (2009-12), New England Patriots (2013), Dallas Cowboys (2014), Carolina Panthers (2015)  
GREENE, A.J., OT - Chicago Bears (2012)  
GREENE, Kevin, LB - Los Angeles Rams (1985-92), Pittsburgh Steelers (1993-95), Carolina Panthers (1996, 1998-99), San Francisco 49ers (1997)  
GROSS, Andy, G - New York Giants (1967-68)  
GROSS, George, DT - San Diego Chargers (1963-67)  
GROSS, Lee, C - New Orleans Saints (1975-77), Baltimore Colts (1979)  
GROVES, Quentin, DE - Jacksonville Jaguars (2008-09), Oakland Raiders (2010-11), Arizona Cardinals (2012), Cleveland Browns (2013-14), Houston Texans (2014),

# Auburn In The NFL

Tennessee Titans (2014-15)  
GRUBBS, Ben, G - Baltimore Ravens (2007-11), New Orleans Saints (2012-14), Kansas City Chiefs (2015)  
GUNN, Marquies, DE - New York Giants (2007)

---

HARRIS, Anthony, LB - Miami Dolphins (1996-99)  
HARRIS, Bob, LB - St. Louis Cardinals (1983-85), Kansas City Chiefs (1987)  
**HARRIS, Josh, LS - Atlanta Falcons (2012-16)**  
HARRISON, Max, E - New York Giants (1940)  
HERRING, Hal, LB - Cleveland Browns (1950-52)  
HERRING, Will, LB - Seattle Seahawks (2007-10), New Orleans Saints (2011-13), St. Louis Rams (2014-15)  
HILL, Dave, OT - Kansas City Chiefs (1963-74)  
HILL, Forrest, LS - Indianapolis Colts (2016)  
HILL, Nate, DE - Green Bay Packers (1988), Miami Dolphins (1988)  
HOBBS, Kevin, DB - Seattle Seahawks (2007-08), Detroit Lions (2009), Miami Dolphins (2010)  
HOLMES, Jaret, PK - Chicago Bears (1999), New York Giants (2000), Jacksonville Jaguars (2001)  
HOOD, Roderick, DB - Philadelphia Eagles (2003-06), Arizona Cardinals (2007-08), Tennessee Titans (2009-10)  
HUDSON, John, G - Philadelphia Eagles (1991-95), New York Jets (1996-99), Baltimore Ravens (2000)  
HUMPHREY, Donnie, DE - Green Bay Packers (1984-86)  
HUNT, Bobby, DB - Kansas City Chiefs (1963-67), Cincinnati Bengals (1968-69)  
HURSTON, Chuck, DE - Kansas City Chiefs (1965-70), Buffalo Bills (1971)  
HYATT, Fred, WR - St. Louis Cardinals (1968-72), New Orleans Saints (1973), Washington Redskins (1973)

---

IRONS, David, CB - Atlanta Falcons (2007-08)  
IRONS, Kenny, RB - Cincinnati Bengals (2007)

---

JACKSON, Bo, RB - Los Angeles Raiders (1987-90)  
JACKSON, Calvin, DB - Miami Dolphins (1994-99)  
JACKSON, Jeff, LB - Atlanta Falcons (1984-85), San Diego Chargers (1987-88)  
JACKSON, TJ, NG - Atlanta Falcons (2006-07), Kansas City Chiefs (2008)  
JACOBS, Brandon, RB - New York Giants (2005-11, 2013), San Francisco 49ers (2012)  
JAMES, Jeno, G - Carolina Panthers (2000-03), Miami Dolphins (2005-06)  
JAMES, Lionel, RB - San Diego Chargers (1984-88)  
JESSIE, Tim, RB - Washington Redskins (1987)  
JOHNSON, Chuckie, DT - Phoenix Cardinals (1993)  
JOHNSON, Robert, TE - Chicago Bears (2003), Washington Redskins (2005)  
JOHNSON, Rudi, RB - Cincinnati Bengals (2001-07), Detroit Lions (2008)  
JOHNSON, Spencer, DT - Minnesota Vikings (2005-07), Buffalo Bills (2008-12)  
**JONES, Jonathan, DB - New England Patriots (2016)**  
JORDAN, David, G - New York Giants (1984-85), Tampa Bay Buccaneers (1987)  
JOSEPH, James, RB - Philadelphia Eagles (1991-94), Cincinnati Bengals (1995)

---

KILGORE, Jon, P - Los Angeles Rams (1965-67), Chicago Bears (1968), San Francisco 49ers (1969)  
**KING, Brandon, DB - New England Patriots (2015-16)**  
KING, David, DB - San Diego Chargers (1985), Green Bay Packers (1987)  
KING, Ed, G - Cleveland Browns (1991-93), New Orleans Saints (1995-97)  
KOLEN, Mike, LB - Miami Dolphins (1970-77)

---

**LAMBERT, DaVonte, DL - Tampa Bay Buccaneers (2016)**  
LINCOLN, Alex, LB - San Francisco 49ers (2001-02)  
LEE, Patrick, CB - Green Bay Packers (2008-11), Oakland Raiders (2012), Detroit Lions (2012)  
**LEMONIER, Corey, LB - San Francisco 49ers (2013-16)**  
**LOUIS, Ricardo, WR - Cleveland Browns (2016)**

---

**MARKS, Sen'Derrick, DT - Tennessee Titans (2009-12), Jacksonville Jaguars (2013-16)**  
**MARSHALL, Nick, DB - Jacksonville Jaguars (2015-16)**  
MARTIN, Chris, LB - New Orleans Saints (1983), Minnesota Viking (1984-88), Kansas City Chiefs (1988-92), Los Angeles Rams (1993-94)  
**MASON, Tre, RB - St. Louis/Los Angeles Rams (2014-16)**  
McCALEBB, Onterio, DB - Cincinnati Bengals (2013-14)  
McCALL, Reese, TE - Baltimore Colts (1978-82), Detroit Lions (1983-85)  
McCLOVER, Stanley, DE - Carolina Panthers (2006-07), Houston Texas (2008)  
McFADDEN, Walter, DB - Oakland Raiders (2010)  
McGEE, Dell, DB - Arizona Cardinals (1998)  
McGEEVER, John, DB - Denver Broncos (1962-65), Miami Dolphins (1966)  
McINTYRE, Jeris, WR - Kansas City Chiefs (2004-05)  
McINTYRE, Secdrick, RB - Atlanta Falcons (1977)  
**McKINZY, Cassanova, LB - Tampa Bay Buccaneers (2016)**  
McLEOD, Kevin, RB - Tampa Bay Buccaneers (1999), Green Bay Packers (2002), Cleveland Browns (2002)  
McNEILL, Marcus, OT - San Diego Chargers (2006-11)  
MEEKS, Bob, C - Denver Broncos (1993)  
MIDDLETON, Dave, E - Detroit Lions (1955-60), Minnesota Vikings (1961)  
MIDDLETON, Ron, TE - Atlanta Falcons (1986-87), Washington Redskins (1988, 90-93), Cleveland Browns (1989), Los Angeles Rams (1994), San Diego Chargers (1995)  
MILLER, Pat, OL - San Francisco 49ers (2015), Jacksonville Jaguars (2016)  
MILLS, Javor, DE - Jacksonville Jaguars (2002-03), Indianapolis Colts (2005)  
MINCY, Jonathon, DB - Atlanta Falcons (2015)  
MITCHELL, Alvin, FB - Tampa Bay Buccaneers (1989)  
MIX, Anthony, WR - New York Giants (2006-07), Washington Redskins (2007)  
MOORE, Alton, DE - Arizona Cardinals (2002-03)  
MORROW, Harold, RB - Minnesota Vikings (1996-02), Baltimore Ravens (2003-04), Arizona Cardinals (2005)  
MOSLEY, Brandon, OT - New York Giants (2012-14)

---

NELSON, Edmund, DE - Pittsburgh Steelers (1982-87), New England (1988)  
**NEWTON, Cam, QB - Carolina Panthers (2011-16)**  
NOWLAND, Ben, C - Washington Redskins (2004-05)  
NUGENT, Dan, G - Washington Redskins (1976-78, 80)

---

OBOMANU, Ben, WR - Seattle Seahawks (2006-12), New York Jets (2013)  
O'DONOGHUE, Neil, K - Buffalo Bills (1977), Tampa Bay Buccaneers (1978-79), St. Louis Cardinals (1980-85)  
OGLETREE, Craig, LB - Cincinnati Bengals (1990)

---

PALMER, Jonathan, G - Oakland Raiders (2007), Arizona Cardinals (2010)  
**PARKEY, Cody, PK - Philadelphia Eagles (2014-16)**  
PARKS, Jeff, TE - Houston Oilers (1986-87), Tampa Bay Buccaneers (1988)  
PEOPLES, George, RB - Dallas Cowboys (1982), New England Patriots (1983), Tampa Bay Buccaneers (1984-85)  
PHILLIPS, Jim, E - Los Angeles Rams (1958-64), Minnesota Vikings (1965-67)  
PORTER, Kevin, S - Kansas City Chiefs (1988-1992), New York Jets (1992)  
POUNDS, Tavarreus, LB - Carolina Panthers (2002)  
**POWERS, Jerraud, CB - Indianapolis Colts (2009-12), Arizona Cardinals (2013-16)**  
PRICE, Jim, LB - New York Jets (1963), Denver Broncos (1964)  
**PROSCH, Jay, FB - Houston Texans (2014-16)**  
PUCILLO, Mike, G - Buffalo Bills (2002-04), Cleveland Browns (2005), Washington Redskins (2006-07)

---

RATLIFF, Jeremiah "Jay", NT - Dallas Cowboys (2005-13), Chicago Bears (2013-15)  
REDMON, Anthony, G - Arizona Cardinals (1994-97), Carolina Panthers (1998-99), Atlanta Falcons (2000)  
REESE, Quinton, DE - San Diego Chargers (2000)  
REEVES, Walter, TE - Phoenix Cardinals (1989-93), Cleveland Browns (1994-95) San Diego Chargers (1996)

---

# Auburn In The NFL

RICE, Ken, G - Buffalo Bills (1961, 63), Oakland Raiders (1964-65), Miami Dolphins (1966-67)  
RICHARDSON, Tony, RB - Kansas City Chiefs (1995-05), Minnesota Vikings (2006-07), New York Jets (2008-10)  
RILEY, Victor, OT - Kansas City Chiefs (1998-01), New Orleans Saints (2002-04), Houston Texans (2005)  
ROBINSON, Gerald, DE - Minnesota Vikings (1986-87), San Diego Chargers (1989-90), Los Angeles Rams (1991-94)  
**ROBINSON, Greg, OL - St. Louis/Los Angeles Rams (2014-16)**  
ROBINSON, Travaris, DB - Atlanta Falcons (2003), Tampa Bay Buccaneers (2003)  
ROCKER, David, DT - Los Angeles Rams (1991-94)  
ROCKER, Tracy, DT - Washington Redskins (1989-90)  
ROGERS, Carlos, DB - Washington Redskins (2005-10), San Francisco 49ers (2011-13), Oakland Raiders (2014)  
ROGERS, Lamar, DE - Cincinnati Bengals (1991-92)  
ROLAND, Benji, DE - Tampa Bay Buccaneers (1990)  
ROSE, George, DB - Minnesota Vikings (1964-66), New Orleans Saints (1967)  
ROTON, Herbert, E - Philadelphia Eagles (1937)  
RUSSELL, Bo, T - Washington Redskins (1939-40)

---

SANDERS, Frank, WR - Arizona Cardinals (1995-02), Baltimore Ravens (2003)  
SEARS, Colin, OT - Dallas Cowboys (2001)  
SELBY, Rob, OL - Philadelphia Eagles (1991-94), Arizona Cardinals (1995-97)  
SHELLING, Chris, DB - Cincinnati Bengals (1995-96), Atlanta Falcons (1997)  
SIDLE, Jimmy, TE/RB - Atlanta Falcons (1966)  
SIMMONS, Kendall, G - Pittsburgh Steelers (2002-08)  
SIMPSON, Howard, OT - Minnesota Vikings (1964)  
**SIMS, Pat, DT - Cincinnati Bengals (2008-12), Oakland Raiders (2013-14), Cincinnati Bengals (2015-16)**  
SIVELL, Jim, G - Brooklyn Dodgers (1938-44), New York Giants (1944-45)  
**SLADE, Chad, OL - Houston Texans (2015-16)**  
SMITH, Brian, LB - Los Angeles Rams (1989-90)  
SMITH, Doug, DT - Houston Oilers (1985-92)  
SMITH, Mark, DL - Arizona Cardinals (1997-00), Cleveland Browns (2001-02)  
SMITH, Zeke, LB/G - Baltimore Colts (1960), New York Giants (1961)  
SPIKES, Takeo, LB - Cincinnati Bengals (1998-02), Buffalo Bills (2003-06), Philadelphia Eagles (2007), San Francisco 49ers (2008-10), San Diego Chargers (2011-12)  
STALLWORTH, Ron, DE - New York Jets (1989-90)  
STEWART, Curtis, RB - Dallas Cowboys (1989)  
SULLIVAN, Pat, QB - Atlanta Falcons (1972-75)  
SUTTON, Mickey, S - Houston Oilers (1966)  
SUTTON, Ricky, DL - Pittsburgh Steelers (1993)

---

TAMBURELLO, Ben, C/G - Philadelphia Eagles (1987-90)  
TATE, Ben, RB - Houston Texans (2010-13), Cleveland Browns (2014), Pittsburgh Steelers (2015)  
TAYLOR, Courtney, WR - Seattle Seahawks (2007-08)  
TAYLOR, Erquiet, G - Staten Island Stapletons (1931)  
TAYLOR, Ryan, LB - Cleveland Browns (2000)  
**THEREZIE, Robenson, DB - Atlanta Falcons (2015-16)**  
THOMAS, Ben, DE - New England Patriots (1985-86), Green Bay Packers (1986), Pittsburgh Steelers (1988), Atlanta Falcons (1989), Los Angeles Rams (1991)  
THOMAS, Dontarrius, LB - Minnesota Vikings (2004-08)  
THORNTON, Jack, LB - Miami Dolphins (1966)  
**THORPE, Neiko, DB - Kansas City Chiefs (2012-13); Oakland Raiders (2014-16)**  
TIDWELL, Travis, QB - New York Giants (1950-51)  
TILLMAN, Lawyer, WR/TE - Cleveland Browns (1989, 92-93), Carolina Panthers (1995)  
TORBOR, Reggie, DE - New York Giants (2004-07), Miami Dolphins (2008-10), Buffalo Bills (2011)

---

UECKER, Keith, OT - Denver Broncos (1982-83), Green Bay Packers (1984-85, 87-88, 90-91)  
**UZOMAH, C.J., TE - Cincinnati Bengals (2015-16)**

WALKER, Gary, DE - Houston/Tenn. Oilers/Titans (1995-98), Jacksonville Jaguars (1999-01), Houston Texans (2002-05)  
WALLACE, Cooper, TE - Tennessee Titans (2006)  
WALLACE, Steve, OT - San Francisco 49ers (1986-96), Kansas City Chiefs (1997)  
WARREN, Frank, NT - New Orleans Saints (1981-89, '91-94)  
WASHINGTON, Marcus, LB - Indianapolis Colts (2000-03), Washington Redskins (2004-08)  
WEST, Ed, TE - Green Bay Packers (1984-94), Philadelphia Eagles (1995-96), Atlanta Falcons (1997)  
WHITE, Stan, QB - New York Giants (1994-97)  
**WHITEHEAD, Jermaine, DB - San Francisco 49ers (2015), Baltimore Ravens (2015), Green Bay Packers (2016)**  
WHITEHEAD, Willie, DE - New Orleans Saints (1999-06)  
WILHITE, Jonathan, DB - New England Patriots (2008-10), Denver Broncos (2011), Chicago Bears (2012)  
WILLIAMS, Carnell, RB - Tampa Bay Buccaneers (2005-10), St. Louis Rams (2011)  
**WILLIAMS, D'haquille, WR - Los Angeles Rams (2016)**  
WILLIAMS, Gerald, DE - Pittsburgh Steelers (1986-94), Carolina Panthers (1995-97), Green Bay Packers (1997)  
WILLIAMS, Travis, LB - Atlanta Falcons (2006-07)  
WILLIAMS, Tex, G - Philadelphia Eagles (1942)  
WILLINGHAM, Larry, DB - St. Louis Cardinals (1971-72)  
WILLIS, Chester, RB - Oakland/Los Angeles Raiders (1981-84)  
WILLIS, Horace, DB - Minnesota Vikings (2003-04)  
WILLIS, James, LB - Green Bay Packers (1993-94), Philadelphia Eagles (1995-98)  
WILSON, Jerry, E - Philadelphia Eagles (1959-60), San Francisco 49ers (1960)  
WOOD, Dick, QB - San Diego Chargers (1962), Denver Broncos (1962), New York Jets (1963-64), Oakland Raiders (1965), Miami Dolphins (1966)  
WOODS, Chris, WR - Los Angeles Raiders (1987-88), Denver Broncos (1989)  
WRIGHT, Alexander, WR - Dallas Cowboys (1990-92), Los Angeles Raiders (1992-94), St. Louis Rams (1995-96)  
**WRIGHT, Gabe, DL - Detroit Lions (2015-16)**

---

**YOUNG, Avery, OL - New Orleans Saints (2016)**

---

ZOFKO, Mickey, RB - Detroit Lions (1971-74), New York Giants (1974)  
ZIEMBA, Lee, OT - Carolina Panthers (2011-12), Indianapolis Colts (2012)

**Bold** - On roster as of June 20, 2016

# Auburn In The NFL Draft

Year	Rnd	Pick	Name, Pos.	Team	Year	Rnd	Pick	Name, Pos.	Team
1937	4	31	Walt Gilbert, B	Philadelphia Eagles		12	144	Dick Wood, QB	Baltimore Colts
	8	76	Joel Eaves, E	Boston Braves		15	180	Ted Foret, T	Baltimore Colts
1938	8	83	Jim Sivell, G	Brooklyn Dodgers		16	182	Ken Paduch, T	Philadelphia Eagles
1939	6	68	Bo Russell, T	Washington Redskins		19	220	Bobby Lauder, B	Washington Redskins
1940	20	184	Milt Howell, G	Brooklyn Dodgers		25	290	Jim Jeffery, T	Chicago Cardinals
	21	191	Malvern Morgan, C	Detroit Lions		28	326	Leo Sexton, E	Philadelphia Eagles
1941	14	129	Lloyd Cheatham, B	Brooklyn Dodgers	1960	9	107	Bob Wasden, C/LB	San Francisco 49ers
	17	158	Dick McGowan, B	Brooklyn Dodgers	1961	1	8	Ken Rice, T	St. Louis Cardinals
1942	2	14	Lloyd Cheatham, B	Chicago Cardinals		3	31	Billy Wilson, T	St. Louis Cardinals
	2	21	Rufus Deal, B	Washington Redskins		5	62	Ed Dyas, B	Baltimore Colts
1943	3	17	Monk Gafford, B	Philadelphia Eagles		16	216	Wayne Frazier, C	Chicago Bears
	6	46	Jim Reynolds, B	New York Giants		16	224	G.W. Clapp, G	Philadelphia Eagles
1944	9	87	Tex Warrington, C	Boston Yanks	1962	6	83	John McGeever, HB	Philadelphia Eagles
	17	187	Aubrey Clayton, B	Cleveland Rams		8	103	George Gross, T	St. Louis Cardinals
	23	240	Jim Pharr, C	Cleveland Rams		13	173	Dave Woodward, T	Pittsburgh Steelers
1945	9	84	Curt Kuykendall, B	Washington Redskins	1963	3	34	Jim Price, LB	Dallas Cowboys
	19	193	Jim Bradshaw, C	Washington Redskins		5	62	Dave Hill, T	New York Giants
	23	231	Everett Hartwell, E	Pittsburgh Steelers		11	142	Jim Burson, B	St. Louis Cardinals
1946	6	47	Joe Eddins, G	Detroit Lions		20	268	Mailon Kent, B	Minnesota Vikings
	10	84	Bill Harris, C	Chicago Bears		20	274	Joe Baughan, T	Washington Redskins
	14	127	Ty Irby, B	Detroit Lions	1964	3	34	George Rose, HB	Minnesota Vikings
1949	9	90	Hal Herring, C	Chicago Cardinals		19	253	Larry Rawson, B	San Francisco 49ers
	16	156	Denvard Snell, T	Pittsburgh Steelers	1965	1	1	Tucker Frederickson, RB	New York Giants
1950	1	7	Travis Tidwell, B	New York Giants		4	47	Jimmy Sidle, HB	Dallas Cowboys
	19	236	Bill Waddall, B	Baltimore Colts		7	90	Mickey Sutton, B	Chicago Bears
	28	353	John Adcock, T	Baltimore Colts		14	194	Mike Alford, C	St. Louis Cardinals
1951	19	230	Billy Conn, B	New York Giants		15	206	Chuck Hurston, T	Green Bay Packers
1953	20	234	Will Lee Hayley, E	Pittsburgh Steelers	1966	5	67	Bill Cody, LB	Detroit Lions
	22	259	Bill Turnbeaugh, T	Green Bay Packers		5	78	Dan Fulford, E	Cleveland Browns
1955	1	12	David Middleton, B	Detroit Lions		9	140	Jerry Gross, HB	Baltimore Colts
	3	37	Bobby Freeman, B	Cleveland Browns		10	148	Bruce Yates, T	Detroit Lions
	7	85	Jack Locklear, C	Cleveland Browns	1967	11	286	Bill Braswell, G	Kansas City Chiefs
	10	113	George Rogers, T	Green Bay Packers		14	346	Tom Bryan, RB	St. Louis Cardinals
	15	180	George Atkins, G	Detroit Lions		14	361	Bobby Beard, LB	Boston Patriots
	16	189	Jim Hall, E	San Francisco 49ers	1968	1	15	Forrest Blue, C	San Francisco 49ers
1956	1	7	Joe Childress, B	Chicago Cardinals		2	40	Freddie Hyatt, FL	St. Louis Cardinals
	2	16	Frank D'Agostino, T	Philadelphia Eagles		11	281	Richard Plagge, RB	Buffalo Bills
	2	22	M.L. Brackett, T	Chicago Bears		15	402	Tony Lunceford, K	Dallas Cowboys
	11	125	Fob James, B	Chicago Cardinals	1969	7	165	Al Griffin, TE	Denver Broncos
	18	213	Jim Pyburn, E	Washington Redskins		10	255	Jerry Gordan, T	Los Angeles Rams
	20	232	Bob Scarbrough, C/G	San Francisco 49ers	1970	6	132	Dave Campbell, DE	Miami Dolphins
	20	239	Charley Maxime, G	Chicago Bears		8	186	Richard Cheek, T	Buffalo Bills
1957	13	150	Jerry Sansom, E	Cleveland Browns		8	189	Tom Banks, C	St. Louis Cardinals
	19	220	Ernie Danjean, K	Green Bay Packers		12	289	Mike Kolen, LB	Miami Dolphins
1958	1	5	Jim Phillips, E	Los Angeles Rams		14	362	John Riley, K	Oakland Raiders
	3	33	Bob Hoppe, HB	San Francisco 49ers	1971	4	95	Larry Willingham, DB	St. Louis Cardinals
	5	59	Bill Atkins, HB	San Francisco 49ers		6	153	Al Bresler, WR	San Francisco 49ers
	10	114	Ben Preston, T	Washington Redskins		9	213	Bob Strickland, LB	Buffalo Bills
	18	212	Bill Austin, C	Detroit Lions		9	229	Mickey Zofko, RB	Detroit Lions
	22	262	Cleve Wester, T	New York Giants		15	371	Wallace Clark, RB	Atlanta Falcons
	25	301	Jim Cook, B	Detroit Lions	1972	1	19	Terry Beasley, WR	San Francisco 49ers
	27	316	Hindman Wall, E	Philadelphia Eagles		2	40	Pat Sullivan, QB	Atlanta Falcons
1959	1	12	Jackie Burkett, C	Baltimore Colts		17	440	Dick Schmalz, WR	Minnesota Vikings
	2	14	Jerry Wilson, E	Chicago Cardinals	1973	11	262	James Ownes, RB	New Orleans Saints
	4	48	Zeke Smith, G	Baltimore Colts		11	267	Dan Sanspree, DE	St. Louis Cardinals



# Auburn In The NFL Draft

Year	Rnd	Pick	Name, Pos.	Team	Year	Rnd	Pick	Name, Pos.	Team
	16	405	Harry Unger, RB	Cincinnati Bengals	1989	2	31	Lawyer Tillman, WR	Cleveland Browns
1974	11	261	Steve Taylor, C	Houston Oilers		2	40	Walter Reeves, TE	Phoenix Cardinals
	17	431	David Langner, DB	Kansas City Chiefs		2	48	Brian Smith, DT	Los Angeles Rams
1975	2	32	Lee Gross, C	New Orleans Saints		3	66	Tracey Rocker, DT	Washington Redskins
	3	67	Dan Nugent, TE	Los Angeles Rams		4	98	Ron Stallworth, DE	New York Jets
	3	73	Mike Fuller, DB	San Diego Chargers		7	191	Benji Roland, DT	Minnesota Vikings
	4	101	Ken Bernich, LB	San Diego Chargers		8	206	Brian Shulman, P	Green Bay Packers
	14	353	Tom Gossom, WR	New England Patriots		10	266	Jim Thompson, T	Indianapolis Colts
1977	5	127	Neil O'Donoghue, K	Buffalo Bills		10	276	Carlo (Kenneth) Cheattom, S	Buffalo Bills
	12	312	Phil Gargis, RB	New York Jets		12	330	Freddy Weygand, WR	Chicago Bears
1978	1	25	Reese McCall, TE	Baltimore Colts	1990	2	26	Alexander Wright, WR	Dallas Cowboys
1979	3	79	William Andrews, RB	Atlanta Falcons		7	177	Craig Ogletree, OLB	Cincinnati Bengals
	6	141	Mike Burrow, G	Buffalo Bills		11	294	John Hudson, G	Philadelphia Eagles
1980	2	29	Joe Cribbs, RB	Buffalo Bills		12	321	Reggie Slack, QB	Houston Oilers
1981	1	24	James Brooks, RB	San Diego Chargers	1991	2	29	Ed King, T	Cleveland Browns
	2	50	Byron Franklin, WR	Buffalo Bills		2	52	Lamar Rogers, DE	Cincinnati Bengals
	3	57	Frank Warren, DE	New Orleans Saints		3	75	Rob Selby, G	Philadelphia Eagles
	8	219	Cliff Toney, DT	Atlanta Falcons		4	101	David Rocker, DT	Houston Oilers
	11	297	Claude Matthews, G	Houston Oilers		7	187	James Joseph, RB	Philadelphia Eagles
	11	304	Chester Willis, RB	Oakland Raiders		10	273	Eric Ramsey, DB	Kansas City Chiefs
1982	7	172	Edmund Nelson, DE	Pittsburgh Steelers	1992	2	43	Eddie Blake, G	Miami Dolphins
	8	216	George Peoples, RB	Dallas Cowboys		5	129	Corey Barlow, CB	Philadelphia Eagles
	9	243	Keith Uecker, T	Denver Broncos		10	278	Bob Meeks, C/T	Denver Broncos
1983	8	211	Bob Harris, DB	St. Louis Cardinals	1993	5	115	Fred Baxter, TE	New York Jets
1984	2	29	Doug Smith, DT	Houston Oilers		5	119	James Willis, LB	Green Bay Packers
	3	72	Donnie Humphrey, DE	Green Bay Packers		5	132	Chris Gray, T	Miami Dolphins
	5	118	Lionel James, WR	San Diego Chargers	1994	1	15	Wayne Gandy, T	Los Angeles Rams
	8	206	Jeff Jackson, LB	Atlanta Falcons		3	83	James Bostic, RB	Los Angeles Rams
	10	255	David Jordan, T	New York Giants		5	139	Anthony Redmon, G	Arizona Cardinals
	11	304	Dowe Aughtman, G	Dallas Cowboys	1995	2	47	Frank Sanders, WR	Arizona Cardinals
1985	2	56	Ben Thomas, DE	New England Patriots		5	155	Mike Pelton, DT	Kansas City Chiefs
	5	113	Kevin Greene, OLB	Los Angeles Rams		5	159	Gary Walker, DT	Houston Oilers
	6	160	Gregg Carr, LB	Pittsburgh Steelers	1996	1	10	Willie Anderson, T	Cincinnati Bengals
	10	258	Clayton Beauford, WR	Detroit Lions		4	102	Stephen Davis, RB	Washington Redskins
	10	264	David King, CB	San Diego Chargers		5	162	Dell McGee, DB	Arizona Cardinals
1986	1	1	Bo Jackson, RB	Tampa Bay Buccaneers	1997	7	212	Mark Smith, DT	Arizona Cardinals
	1	14	Gerald Robinson, DE	Minnesota Vikings	1998	1	13	Takeo Spikes, LB	Cincinnati Bengals
	2	36	Gerald Williams, DE	Pittsburgh Steelers		1	27	Victor Riley, T	Kansas City Chiefs
	4	101	Steve Wallace, T	San Francisco 49ers		6	180	Fred Beasley, FB	San Francisco 49ers
	5	114	Jeff Parks, TE	Houston Oilers		6	182	Kevin McLeod, FB	Jacksonville Jaguars
	8	196	Lewis Colbert, P	Kansas City Chiefs	1999	3	82	Karsten Bailey, WR	Seattle Seahawks
	10	270	Harold Hallman, NG	San Francisco 49ers		4	114	Brad Ware, S	Tennessee Oilers
1987	1	4	Brent Fullwood, RB	Green Bay Packers	2000	2	59	Marcus Washington, LB	Indianapolis Colts
	3	65	Ben Tamburello, C/G	Philadelphia Eagles		4	113	Leonardo Carson, DT	San Diego Chargers
	5	119	Tommie Agee, FB	Seattle Seahawks		6	181	Quinton Reese, DE	Detroit Lions
	7	183	Bo Jackson, RB	Los Angeles Raiders		6	182	Jeno James, G	Carolina Panthers
	11	305	Tim Jessie, RB	Chicago Bears	2001	3	82	Heath Evans, FB	Seattle Seahawks
1988	1	1	Aundray Bruce, LB	Atlanta Falcons		4	100	Rudi Johnson, RB	Cincinnati Bengals
	3	59	Kevin Porter, S	Kansas City Chiefs		7	209	Alex Lincoln, LB	San Francisco 49ers
	4	83	Robert Goff, DT	Tampa Bay Buccaneers	2002	1	30	Kendall Simmons, OT	Pittsburgh Steelers
	4	93	Stacy Searels, C/G	San Diego Chargers		2	46	Tim Carter, WR	New York Giants
	6	144	Nate Hill, DE	Green Bay Packers		7	215	Mike Pucillo, G	Buffalo Bills
	6	157	Kurt Crain, LB	Houston Oilers	2004	2	33	Karlos Dansby, LB	Arizona Cardinals
	9	227	Reggie Ware, RB	Los Angeles Raiders		2	48	Dontarrious Thomas, LB	Minnesota Vikings
	12	312	Scott Bolton, WR	Green Bay Packers		4	97	Reggie Torbor, DE	New York Giants

# Auburn In The NFL Draft

Year	Rnd	Pick	Name, Pos.	Team
	6	195	Jeris McIntyre, WR	Kansas City Chiefs
2005	1	2	Ronnie Brown, RB	Miami Dolphins
	1	5	Carnell Williams, RB	Tampa Bay Buccaneers
	1	9	Carlos Rogers, CB	Washington Redskins
	1	25	Jason Campbell, QB	Washington Redskins
	7	224	Jay Ratliff, DT	Dallas Cowboys
2006	2	50	Marcus McNeill, OT	San Diego Chargers
	7	233	Devin Aromashodu, WR	Miami Dolphins
	7	237	Stanley McClover, DE	Carolina Panthers
	7	249	Ben Obomanu, WR	Seattle Seahawks
2007	1	29	Ben Grubbs, G	Baltimore Ravens
	2	49	Kenny Irons, RB	Cincinnati Bengals
	5	161	Will Herring, LB	Seattle Seahawks
	6	194	David Irons, CB	Atlanta Falcons
	6	197	Courtney Taylor, WR	Seattle Seahawks
2008	2	52	Quentin Groves, DE	Jacksonville Jaguars
	2	60	Patrick Lee, CB	Green Bay Packers
	3	77	Pat Sims, DT	Cincinnati Bengals
	4	129	Jonathan Wilhite, DB	New England Patriots
	7	230	King Dunlap, OT	Philadelphia Eagles
2009	2	62	Sen'Derrick Marks, DL	Tennessee Titans
	3	92	Jerraud Powers, DB	Indianapolis Colts
	4	133	Tyronne Green, OG	San Diego Chargers
2010	2	58	Ben Tate, RB	Houston Texans
	5	138	Walter McFadden, DB	Oakland Raiders
2011	1	1	Cam Newton, QB	Carolina Panthers
	1	13	Nick Fairley, DT	Detroit Lions
	7	212	Zach Clayton, DT	Tennessee Titans
	7	244	Lee Ziemba, OT	Carolina Panthers
2012	3	131	Brandon Mosley, OT	New York Giants
2013	3	88	Corey Lemonier, DE	San Francisco 49ers
2014	1	2	Greg Robinson, OL	St. Louis Rams
	1	23	Dee Ford, DE	Kansas City Chiefs
	3	75	Tre Mason, RB	St. Louis Rams
	6	211	Jay Prosch, FB	Houston Texans
2015	3	87	Sammie Coates, WR	Pittsburgh Steelers
	4	100	Angelo Blackson, DL	Tennessee Titans
	4	113	Gabe Wright, DL	Detroit Lions
	5	157	C.J. Uzomah, TE	Cincinnati Bengals
	5	174	Cameron Artis-Payne, RB	Carolina Panthers
2016	3	76	Shon Coleman, OL	Cleveland Browns
	4	114	Ricardo Louis, WR	Cleveland Browns
	6	196	Blake Countess, DB	Philadelphia Eagles

## AFL/Supplemental/Expansion Drafts

Year	Rnd	Pick	Name, Pos.	Team
1960			Jackie Burkett, C	New York Titans [AFL]
			Teddy Foret, T/G	Denver Broncos [AFL]
			Lamar Rawson, HB	L.A. Chargers [AFL]
			Zeke Smith, G	New York Titans [AFL]
			Bobby Wasden, E	Houston Oilers [AFL]
1961	1	1	Ken Rice, T	Buffalo Bills [AFL]
	14	112	Billy Wilson, T	San Diego Chargers [AFL]
	18	144	Ed Dyas, FB	San Diego Chargers [AFL]
1961	Expansion		Dave Middleton, E	Minnesota (from Detroit)
1961	Expansion		Zeke Smith, LB	Minnesota (from Bal.)
1962	7	50	John McGeever, HB	Denver Broncos [AFL]
	16	128	George Gross, T	San Diego Chargers [AFL]
	25	194	Dave Edwards, E	Denver Broncos [AFL]
1964	3	21	George Rose, DB	Buffalo Bills [AFL]
	10	76	Howard Simpson, E	Buffalo Bills [AFL]
1965	12		Chuck Hurston, T	Buffalo Bills [AFL]
1966	2		Harold Fulford, WR	Miami [AFL Redshirt]
1966	Expansion		John McGeever, S	Miami (from Denver)
1966	Expansion		Ken Rice, G	Miami (from Oakland)
1966	Expansion		Howard Simpson, DT	Miami (from Buffalo)
1966	Expansion		Dick Wood, QB	Miami (from Oakland)
1967	Expansion		Jackie Burkett, LB	New Orleans (from Bal.)
1967	Expansion		Bill Cody, LB	New Orleans (from Det.)
1967	Expansion		George Rose, DB	New Orleans (from Min.)
1968	Expansion		Bobby Hunt, DB	Cincinnati (from K.C.)
1968	Expansion		Bobby Hunt, DB	Cincinnati (from K.C.)
1984	1	28	Chris Woods, WR	Los Angeles Raiders (from Edm. [CFL])
	2	39	Chuck Clanton, DB	Green Bay Packers (from B'ham [USFL])
2002	Expansion		Gary Walker, DL	Houston (from Jac.)

# Auburn NFL Honors

## Pro Football Hall of Fame

1985: Frank Gatski, C  
2016: Kevin Greene, LB

## MVP/Player of the Year

2015: Cam Newton, Carolina Panthers, QB (AP, FW, Maxwell Club)

## Offensive Player of the Year

2015: Cam Newton, Carolina Panthers, QB (AP)

## Defensive Player of the Year

1996: Kevin Greene, Carolina Panthers, LB (UP -NFC)

## Rookie of the Year

2005: Carnell Williams, Tampa Bay, RB (AP, NFL)  
2011: Cam Newton, Carolina, QB (AP, Pepsi, SN, PFW)

## Ed Block Courage Award

1986: William Andrews, Atlanta Falcons  
1987: Keith Uecker, Green Bay Packers  
1989: Douglas Smith, Houston Oilers  
1992: Lawyer Tillman, Cleveland Browns  
1993: Frank Warren, New Orleans Saints  
1996: Alexander Wright, St. Louis Rams  
2001: Tony Richardson, Kansas City Chiefs  
Wayne Gandy, Pittsburgh Steelers  
2004: Willie Anderson, Cincinnati Bengals  
Kendall Simmons, Pittsburgh Steelers  
Willie Whitehead, New Orleans Saints  
2005: Wayne Gandy, New Orleans Saints  
Willie Whitehead, New Orleans Saints  
2006: Takeo Spikes, Buffalo Bills  
2007: Jay Ratliff, Dallas Cowboys  
Marcus Washington, Washington Redskins  
2008: Ronnie Brown, Miami Dolphins  
Chris Gray, Seattle Seahawks  
2009: Carnell Williams, Tampa Bay Buccaneers  
2010: Heath Evans, New Orleans Saints  
2015: Cam Newton, Carolina Panthers

## All-Pro

1942: Chester Bulger, Chicago Cardinals T - UP(2)  
1945: Chester Bulger, Chicago Cardinals T - PF(2)  
1951: Frank Gatski, Cleveland Browns C - UP, NY(1)  
1952: Frank Gatski, Cleveland Browns C - AP, NY(1), UP (2)  
1953: Frank Gatski, Cleveland Browns C - AP, UP, NY (1)  
1954: Frank Gatski, Cleveland Browns C - AP, UP, SN (2)  
1955: Frank Gatski, Cleveland Browns C - AP, UP, NE, SN, NY (1)  
1960: Jim Phillips, Los Angeles Rams E - AP, UP (2), SN (1)  
1961: Jim Phillips, Los Angeles Rams E - AP, UP, NY, NE (2)  
1961: Billy Atkins, Buffalo Bills S - All-AFL - UP, SN, NY (1), OL (2)  
1964: Bobby Hunt, Kansas City Chiefs S - All-AFL - AP (2), NY (2)  
1966: Bobby Hunt, Kansas City Chiefs S - All-AFL - AP (2), OL (2), NE (2)  
1971: Forest Blue, San Francisco 49ers C - AP, FW, PW (1)  
1972: Forest Blue, San Francisco 49ers C - AP (2), FW (1), PW (1), NE (2)  
1973: Forest Blue, San Francisco 49ers C - AP, FW, PW (1)  
1976: Tom Banks, Saint Louis Cardinals C - AP (1), FW (1), NE (2)  
1977: Tom Banks, Saint Louis Cardinals C - AP, NE (2)  
1981: William Andrews, Atlanta Falcons RB - AP (2)  
1981: Joe Cribbs, Buffalo Bills RB - NE (2)  
1982: William Andrews, Atlanta Falcons RB - AP, NE (2)  
1983: William Andrews, Atlanta Falcons RB - NE, SN (1)  
1989: Kevin Greene, Los Angeles Rams LB - AP (2), NE (1), SN (1)  
1992: Steve Wallace, San Francisco 49ers T - AP (2), FW (1)  
1994: Kevin Greene, Pittsburgh Steelers LB - AP, FW (1)  
1996: Kevin Greene, Carolina Panthers LB - AP, FW (1)  
1999: Stephen Davis, Washington Redskins RB - AP (2); Tony Richardson, Kansas City FB - SI  
2000: Tony Richardson, Kansas City FB - SI  
2001: Gary Walker, Jacksonville Jaguars DT - SI, FD (2)  
2002: Fred Beasley, San Francisco 49ers FB  
2004: Willie Anderson, Cincinnati Bengals OT - AP (1), PW (1); Takeo Spikes, Buffalo Bills LB - AP (1); Tony Richardson, Kansas City Chiefs FB - AP (2), FD (1), PW (1)  
2005: Willie Anderson, Cincinnati Bengals OT - AP (1), PW (1)  
2006: Willie Anderson, Cincinnati Bengals OT - AP (1), SW; Marcus McNeill, San Diego Chargers OT - SW  
2007: Rob Bironas, Tennessee Titans K - AP (1)  
Tony Richardson, Minnesota Vikings FB - AP(2)  
2009: Jay Ratliff, Dallas Cowboys DT - AP (1)  
2011: Carlos Rogers, San Francisco 49ers CB - AP (2)  
2013: Karlos Dansby, Arizona Cardinals LB - AP (2)  
2015: Cam Newton, Carolina Panthers QB - AP, FW, SN (1)

Key: AP - Associated Press, UP - United Press International, PF - Pro Football Illustrated, NY - New York Daily News, SN - The Sporting News, NE - Newspaper Enterprise Association, OL - Official AFL Team, FW - Pro Football Writers of America, PW - Pro Football Weekly, SI - Sports Illustrated, FD - Football Digest, SW - USA Today Sports Weekly. (1) indicates first team, (2) indicates second team.

## Auburn in the Super Bowl

I: Dave Hill, OT, Bobby Hunt, DB, Chuck Hurston, DE, Wayne Frazier, C (Kansas City Chiefs)  
IV: **Dave Hill, OT, Chuck Hurston, DE (Kansas City Chiefs)**  
V: Dave Edwards, LB (Dallas Cowboys)  
VI: **Dave Edwards, LB (Dallas Cowboys)**; Mike Kolen, LB (Miami Dolphins)  
VII: **Mike Kolen, LB (Miami Dolphins)**  
VIII: **Mike Kolen, LB (Miami Dolphins)**  
X: Dave Edwards, LB (Dallas Cowboys)  
XVI: Mike Fuller, S (Cincinnati Bengals)  
XVIII: **Chester Willis, RB (Los Angeles Raiders)**  
XX: Ben Thomas, DE (New England Patriots)  
XXII: **Tim Jessie, RB (Washington Redskins)**  
XXIII: James Brooks, RB (Cincinnati Bengals), **Steve Wallace, OT (San Francisco 49ers)**  
XXIV: **Steve Wallace, OT (San Francisco 49ers)**; Chris Woods, WR (Denver Broncos)  
XXVI: **Ron Middleton, TE (Washington Redskins)**  
XXVII: **Tommie Agee, FB, Alexander Wright, WR (Dallas Cowboys)**  
XXVIII: **Tommie Agee, FB (Dallas Cowboys)**  
XXIX: **Steve Wallace, OT (San Francisco 49ers)**  
XXX: Kevin Greene, LB (Pittsburgh Steelers)  
XXXIV: Al Del Greco, PK (Tennessee Titans)  
XXXV: **John Hudson, OL (Baltimore Ravens)**  
Jaret Holmes, K (New York Giants)  
XXXIII: Stephen Davis, RB (Carolina Panthers)  
Jeno James, OG (Carolina Panthers)  
XXXIX: Roderick Hood, DB (Philadelphia Eagles)  
XL: Chris Gray, OL (Seattle Seahawks)  
**Kendall Simmons, OL (Pittsburgh Steelers)**  
XLII: Heath Evans, FB (New England Patriots)  
**Brandon Jacobs, FB (New York Giants)**  
**Reggie Torbor, LB (New York Giants)**  
XLIII: Karlos Dansby, LB (Arizona Cardinals)  
Roderick Hood, DB (Arizona Cardinals)  
**Kendall Simmons, OG (Pittsburgh Steelers)**  
XLIV: **Heath Evans, FB (New Orleans Saints)**  
Jerraud Powers, CB (Indianapolis Colts)  
**Pat Lee, CB (Green Bay Packers)**  
XLVI: **Brandon Jacobs, RB (New York Giants)**  
XLVII: **Josh Bynes (Baltimore Ravens)**  
Carlos Rogers (San Francisco 49ers)  
50: Cam Newton, QB; Cameron Artis-Payne, RB (Carolina Panthers)

Super Bowl winners in bold

# Auburn NFL Honors/By NFL Team

## Auburn in the Pro Bowl

1941:	Jim Sivell, Brooklyn Dodgers, G
1942:	Rufus Deal, Washington Redskins, FB
1955:	Frank Gatski, Cleveland Browns, C
1960:	Jim Phillips, Los Angeles Rams, E
1961:	Bill Atkins, Buffalo Bills, DB Jim Phillips, Los Angeles Rams, E Ken Rice, Buffalo Bills, TE
1962:	Jim Phillips, Los Angeles Rams, E
1964:	Bobby Hunt, Kansas City Chiefs, DB
1965:	Tucker Frederickson, New York Giants, FB
1971:	Forrest Blue, San Francisco 49ers, C
1972:	Forrest Blue, San Francisco 49ers, C
1973:	Forrest Blue, San Francisco 49ers, C
1974:	Forrest Blue, San Francisco 49ers, C
1975:	Tom Banks, St. Louis Cardinals, C
1976:	Tom Banks, St. Louis Cardinals, C
1977:	Tom Banks, St. Louis Cardinals, C
1978:	Tom Banks, St. Louis Cardinals, C
1980:	William Andrews, Atlanta Falcons, RB Joe Cribbs, Buffalo Bills, RB
1981:	William Andrews, Atlanta Falcons, RB Joe Cribbs, Buffalo Bills, RB*
1982:	William Andrews, Atlanta Falcons, RB
1983:	William Andrews, Atlanta Falcons, RB Joe Cribbs, Buffalo Bills, RB
1986:	James Brooks, Cincinnati Bengals, RB
1988:	James Brooks, Cincinnati Bengals, RB
1989:	James Brooks, Cincinnati Bengals, RB Kevin Greene, Los Angeles Rams, LB Brent Fullwood, Green Bay Packers, RB
1990:	James Brooks, Cincinnati Bengals, RB Bo Jackson, Los Angeles Rams, RB*
1992:	Steve Wallace, San Francisco 49ers, OT
1994:	Kevin Greene, Pittsburgh Steelers, LB
1995:	Kevin Greene, Pittsburgh Steelers, LB
1996:	Kevin Greene, Carolina Panthers, LB
1998:	Kevin Greene, Carolina Panthers, LB
1999:	Stephen Davis, Washington Redskins, RB
2000:	Stephen Davis, Washington Redskins, RB
2001:	Gary Walker, Jacksonville Jaguars, DT
2002:	Gary Walker, Houston Texans, DT
2003:	Willie Anderson, Cincinnati Bengals, OT Fred Beasley, San Francisco 49ers, FB Stephen Davis, Carolina Panthers, RB Tony Richardson, Kansas City Chiefs, FB Takeo Spikes, Buffalo Bills, LB
2004:	Willie Anderson, Cincinnati Bengals, OT* Rudi Johnson, Cincinnati Bengals, RB Tony Richardson, Kansas City Chiefs, FB Takeo Spikes, Buffalo Bills, LB Marcus Washington, Washington Redskins, LB
2005:	Willie Anderson, Cincinnati Bengals, OT
2006:	Willie Anderson, Cincinnati Bengals, OT* Marcus McNeill, San Diego Chargers, OT
2007:	Rob Bironas, Tennessee Titans, K Marcus McNeill, San Diego Chargers, OT Tony Richardson, Minnesota Vikings, FB
2008:	Ronnie Brown, Miami Dolphins, RB Jay Ratliff, Dallas Cowboys, DT
2009:	Jay Ratliff, Dallas Cowboys, DT
2010:	Jay Ratliff, Dallas Cowboys, DT

2011:	Ben Grubbs, Baltimore Ravens, OG Cam Newton, Carolina Panthers, QB Carlos Rogers, San Francisco 49ers, CB
2013:	Ben Grubbs, New Orleans Saints, OG Cam Newton, Carolina Panthers, QB
2014:	Cody Parkey, Philadelphia Eagles, PK
2015:	Cam Newton, Carolina Panthers, QB*

\* - selected but did not play  
Note: Year refers to the season the Pro Bowl followed, not the year the game was played.

## Arizona Cardinals

DRAFT CHOICES			
YEAR	RND	PICK	NAME, POS.
1942	2	14	Lloyd Cheatham, B
1949	9	90	Hal Herring, C
1956	1	7	Joe Childress, B
		11	Fob James, B
1959	2	14	Jerry Wilson, E
		25	Jim Jeffrey, T
1961	1	8	Ken Rice, T
		3	Billy Wilson, T
1962	8	103	George Gross, T
1963	11	142	Jim Burson, B
1965	14	194	Mike Alford, C
1968	2	40	Freddie Hyatt, FL
1970	8	189	Tom Banks, C
1971	4	95	Larry Willingham, DB
1973	11	267	Dan Sanspree, DE
1983	8	211	Bob Harris, DB
1989	2	40	Walter Reeves, TE
1994	5	139	Anthony Redmon, G
1995	2	47	Frank Sanders, WR
1996	5	162	Dell McGee, DB
1997	7	191	Mark Smith, DL
2004	2	33	Karlos Dansby, LB

ALL-TIME ROSTER	
NAME, POS.	YEARS
Mike Alford, C	1965 (St. Louis)
Tom Banks, C	1971-80 (St. Louis)
Chester Bulger, T	1942-43, '45-49 (Chicago)
Jimmy Burson, DB	1963-67 (St. Louis)
Lloyd Cheatham, QB	1942 (Chicago)
Joe Childress, RB	1956-60, '62-65 (Chicago, St. Louis)
Antonio Coleman, LB	2012
Al Del Greco, K	1987-90 (St. Louis, Phoenix)
Karlos Dansby, LB	2004-09, 2013
Lorenzo Diamond, TE	2003-04
Eric Floyd, OL	1995
Vernon Gheranich, G	1943 (Chicago)
Quentin Groves, LB	2012
Bob Harris, LB	1983-85 (St. Louis)
Roderick Hood, DB	2007-08
Fred Hyatt, WR	1968-72 (St. Louis)
Chuckie Johnson, DT	1993 (Phoenix)
Dell McGee, DB	1997-98
Alton Moore, DE	2002-03
Harrold Morrow, FB	2005
Neil O'Donoghue, K	1980-85 (St. Louis)
Jonathan Palmer, G	2010
Jerrard Powers, CB	2013-16
Anthony Redmon, G	1994-97
Walter Reeves, TE	1989-93 (Phoenix)
Frank Sanders, WR	1995-02
Rob Selby, OL	1995-97
Mark Smith, DL	1997-00
Larry Willingham, DB	1971-72 (St. Louis)

## Atlanta Falcons

DRAFT CHOICES			
YEAR	RND	PICK	NAME, POS.
1967	14	346	Tom Bryan
1971	15	371	Wallace Clark, RB
1972	2	40	Pat Sullivan, QB
1979	3	79	William Andrews, RB
1981	8	219	Clifford Toney, DB
1984	8	206	Jeff Jackson, LB
1988	1	1	Aundray Bruce, DT
2007	6	194	David Irons, DB

ALL-TIME ROSTER	
NAME, POS.	YEARS
William Andrews, RB	1979-83, 1986
Aundray Bruce, LB	1988-91
Jimmy Burson, DB	1968
Wayne Gandy, OT	2006-08

# Auburn By NFL Team

David Irons, DB	2007-08
Jeff Jackson, LB	1984-85
TJ Jackson, NG	2006
<b>Josh Harris, LS</b>	<b>2012-16</b>
Secdrick McIntyre, RB	1977
Ron Middleton, TE	1986-87
Anthony Redmon, G	2000
Travaris Robinson, DB	2003
Chris Shelling, DB	1997
Jimmy Sidle, TE/RB	1966
Pat Sullivan, QB	1972-75
Joe Szczecko, DT	1966-68
<b>Robenson Therezie, DB</b>	<b>2015-16</b>
Ben Thomas, DE	1989
Ed West, TE	1997
Travis Williams, LB	2007

## Baltimore Ravens

DRAFT CHOICES			
YEAR	RND	PICK	NAME, POS.
2007	1	29	Ben Grubbs, G

ALL-TIME ROSTER		YEARS
NAME, POS.		
Willie Anderson, T		2008
Josh Bynes, LB		2011-14
Ben Grubbs, G		2007-11
John Hudson, OL		2000
Harold Morrow, FB		2003-04
<b>Jerraud Powers, DB</b>		<b>2013-16</b>
Frank Sanders, WR		2003
Jermaine Whitehead, DB		2015

## Buffalo Bills

DRAFT CHOICES			
YEAR	RND	PICK	NAME, POS.
1968	11	281	Dick Plagge, RB
1970	8	186	Richard Cheek, OT
1971	9	213	Bob Strickland, LB
1977	5	127	Neil O'Donoghue, K
1979	6	141	Mike Burrow, G
1980	2	29	Joe Cribbs, RB
1981	2	50	Byron Franklin, WR
2002	7	215	Mike Pucillo, OL

ALL-TIME ROSTER		YEARS
NAME, POS.		
Billy Atkins, DB		1960-61, '63
Antonio Coleman, LB		2010-11
Richard Cheek, G		1970
Joe Cribbs, RB		1980-83, '85
Byron Franklin, WR		1981, '83-84
Wayne Frazier, C		1967
Chuck Hurston, DE		1971
Spencer Johnson, DT		2008-12
Neil O'Donoghue, K		1977
Mike Pucillo, OL		2002-04
Ken Rice, G		1961, '63
Takeo Spikes, LB		2003-06
Reggie Torbor, LB		2011

## Carolina Panthers

DRAFT CHOICES			
YEAR	RND	PICK	NAME, POS.
2000	6	182	Jeno James, OL
2006	7	237	Stanley McClover, DE
2011	1	1	Cam Newton, QB
	7	244	Lee Ziemba, OL
2015	5	174	Cameron Artis-Payne, RB

ALL-TIME ROSTER		YEARS
NAME, POS.		
Darvin Adams, WR		2011
<b>Cameron Artis-Payne, RB</b>		<b>2015-16</b>
Dameyune Craig, QB		1998-01
Stephen Davis, RB		2003-05
Reese Dismukes, OL		2015-16

Tyrone Green, OL	2015
Kevin Greene, LB	1996, '98-99
Jeno James, OL	2000-03
Stanley McClover, DE	2006-07
<b>Cam Newton, QB</b>	<b>2011-16</b>
Anthony Redmon, G	1998-99
Lawyer Tillman, WR/TE	1995
Gerald Williams, DE	1995-97
Lee Ziemba, OT	2011-12

## Chicago Bears

DRAFT CHOICES			
YEAR	RND	PICK	NAME, POS.
1946	10	84	Bill Harris, C
1956	2	22	M.L. Brackett, T
	20	239	Charley Maxime, G
1961	16	216	Wayne Frazier, C
1965	7	90	Mickey Sutton, B
1987	11	305	Tim Jessie, RB

ALL-TIME ROSTER		YEARS
NAME, POS.		
Devin Aromashodu		2008-10
Fred Baxter, TE		2001-02
M.L. Brackett, G		1956-57
Jason Campbell, QB		2012
Chris Gray, OL		1997
A.J. Greene, OT		2012
Jaret Holmes, PK		1999
Robert Johnson, TE		2003
Jon Kilgore, P		1968
Jeremiah "Jay" Ratliff, DT		2013-14
Jonathan Wilhite, CB		2012

## Cincinnati Bengals

DRAFT CHOICES			
YEAR	RND	PICK	NAME, POS.
1973	16	405	Harry Unger, RB
1990	7	177	Craig Ogletree, LB
1991	2	52	Lamar Rogers, DE
1996	1	10	Willie Anderson, OT
1997	1	13	Takeo Spikes, LB
2001	4	100	Rudi Johnson, RB
2007	2	49	Kenny Irons, RB
2008	3	77	Pat Sims, DT
2015	5	157	C.J. Uzomah, TE

ALL-TIME ROSTER		YEARS
NAME, POS.		
Willie Anderson, T		1996-07
Thomas Bailey, WR		1995
James Brooks, RB		1984-91
Jason Campbell, QB		2014
<b>Karlos Dansby, LB</b>		<b>2016</b>
Mike Fuller, S		1981-82
Bobby Hunt, DB		1968-69
Kenny Irons, RB		2007
James Joseph		1995
Rudi Johnson, RB		2001-07
Onterio McCalebb, DB		2013-14
Craig Ogletree, LB		1990
Lamar Rogers, DE		1991-92
Chris Shelling, DB		1995-96
<b>Pat Sims, DT</b>		<b>2008-12, 2015-16</b>
Takeo Spikes, LB		1998-02
Ben Tate, RB		2014
<b>C.J. Uzomah, TE</b>		<b>2015-16</b>

## Cleveland Browns

DRAFT CHOICES			
YEAR	RND	PICK	NAME, POS.
1955	3	37	Bobby Freeman, B
	7	85	Jack Locklear, C
1957	13	150	Jerry Sansom, E
1966	5	78	Dan Fulford, E
1989	2	31	Lawyer Tillman, WR
1991	2	29	Ed King, G
2016	3	76	Shon Coleman, OL
	4	114	Ricardo Louis, WR

ALL-TIME ROSTER		YEARS
NAME, POS.		
James Brooks, RB		1992
Jason Campbell, QB		2013
Tim Carter, WR		2007
Beaford Clayton, WR		1987
<b>Shon Coleman, OL</b>		<b>2016</b>
Karlos Dansby, LB		2014-15
Bobby Freeman, B		1957-58
Brent Fullwood, RB		1990
Frank Gatski, C		1946-56
Quentin Groves, LB		2013-14
Hal Herring, LB		1950-52
Ed King, G		1991-93
<b>Ricardo Louis, WR</b>		<b>2016</b>
Kevin McLeod, FB		2003
Ron Middleton, TE		1989
Mike Pucillo, OL		2005
Walter Reeves, TE		1994-95
Mark Smith, DL		2001-02
Ben Tate, RB		2014
Ryan Taylor, LB		1999-00
Lawyer Tillman, WR/TE		1989, 1992-93

## Dallas Cowboys

DRAFT CHOICES			
YEAR	RND	PICK	NAME, POS.
1963	3	34	Jim Price, LB
1965	4	47	Jimmy Sidle, HB
1968	15	402	Tony Lunceford, K
1982	8	216	George Peoples, RB
1984	11	304	Dowe Aughtman, DT
2005	7	224	Jay Ratliff, DT

ALL-TIME ROSTER		YEARS
NAME, POS.		
Tommie Agee, FB		1990-94
Dowe Aughtman, OL		1984
Jackie Burkett, LB		1968-69
Leonardo Carson, DT		2003-04
Dave Edwards, LB		1963-75
Tyrone Green, OL		2014
George Peoples, RB		1982
Jay Ratliff, DT		2005-12
Ryan Smith, DB		2014
Curtis Stewart, RB		1989
Alexander Wright, WR		1990-92

## Denver Broncos

DRAFT CHOICES			
YEAR	RND	PICK	NAME, POS.
1969	7	165	Al Griffin, TE
1982	9	243	Keith Uecker, OT
1992	10	278	Bob Meeks, C

ALL-TIME ROSTER		YEARS
NAME, POS.		
Billy Atkins, DB		1964
Mario Fannin, RB		2011-12
John McGeever, DB		1962-65
Bob Meeks, C		1992-94
Jim Price, LB		1964
Keith Uecker, OT		1982-83
Jonathan Wilhite, CB		2011
Dick Wood, QB		1962
Chris Woods, WR		1989

# Auburn By NFL Team

## Detroit Lions

### DRAFT CHOICES

YEAR	RND	PICK	NAME, POS.
1940	21	191	Malvern Morgan, C
1946	6	47	Joe Eddins, G
	14	127	Ty Irby, B
1955	1	12	Dave Middleton, B
	15	180	George Atkins, G
1958	18	212	Bill Austin, C
	25	301	Jim Cook, B
1966	5	67	Bill Cody, LB
	10	148	Bruce Yates, T
1971	9	229	Mickey Zofko, RB
1985	10	255	Clayton Beauford, WR
2000	6	181	Quinton Reese, DL
2011	1	13	Nick Fairley, DT
2015	4	113	Gabe Wright, DL

### ALL-TIME ROSTER

NAME, POS.	YEARS
Mike Alford, C	1966
George Atkins, G	1955
Chester Bulger, T	1950
<b>Josh Bynes, LB</b>	<b>2014-16</b>
Bill Cody, LB	1966
Ted Cremer, E	1946-48
Nick Fairley, DT	2011-14
Frank Gatski, C	1957
Kevin Hobbs, DB	2009
Rudi Johnson, RB	2008
Pat Lee, CB	2012
Reese McCall, TE	1983-85
Dave Middleton, E	1955-60
<b>Gabe Wright, DL</b>	<b>2015-16</b>
Mickey Zofko, RB	1971-74

## Green Bay Packers

### DRAFT CHOICES

YEAR	RND	PICK	NAME, POS.
1953	22	259	Bill Turnbeaugh, T
1955	10	113	George Rogers, T
1957	19	220	Ernie Danjean, G
1965	15	206	Chuck Hurston, T
1984	3	72	Donnie Humphrey, DT
1987	1	4	Brent Fullwood, RB
1988	12	312	Scott Bolton, WR
1993	5	119	James Willis, LB
2008	2	60	Patrick Lee, CB

### ALL-TIME ROSTER

NAME, POS.	YEARS
Karsten Bailey, WR	2002-03
David Beverly, P	1975-80
Scott Bolton, WR	1988
Chuck Clanton, DB	1985
Ted Cremer, E	1948
Ernie Danjean, G	1957
Al Del Greco, K	1984-87
Bobby Freeman, B	1959
Brent Fullwood, RB	1987-90
Tyrone Goodson, WR	1999-2000
Nate Hill, DE	1988
Donnie Humphrey, DE	1984-86
David King, DB	1987
Patrick Lee, CB	2008-11
Ben Thomas, DE	1986
Keith Uecker, OT	1984-85, '87-88, '90-91
Ed West, TE	1984-94
Ryan White, DB	2014
<b>Jermaine Whitehead, DB</b>	<b>2016</b>
Gerald Williams, DE	1997
James Willis, LB	1993-94

## Houston Texans

### DRAFT CHOICES

YEAR	RND	PICK	NAME, POS.
2010	2	58	Ben Tate, RB
2014	6	211	Jay Prosch, FB

### ALL-TIME ROSTER

NAME, POS.	YEARS
Ronnie Brown, RB	2014
Quentin Groves, OLB	2014
Stanley McClover, DE	2008
<b>Jay Prosch, FB</b>	<b>2014-16</b>
Victor Riley, OT	2005
<b>Chad Slade, OL</b>	<b>2015-16</b>
Ben Tate, RB	2010-13
Gary Walker, DL	2002-05

## Indianapolis Colts

### DRAFT CHOICES

YEAR	RND	PICK	NAME, POS.
1950	19	236	Bill Waddall, B
	28	353	John Adcock, T
1959	1	12	Jackie Burkett, C
	4	48	Zeke Smith, G
	12	144	Dick Wood, QB
	15	180	Ted Foret, T
1961	5	62	Ed Dyas, B
1966	9	140	Jerry Gross, HB
1978	1	25	Reese McCall, TE
2000	2	59	Marcus Washington, LB
2009	3	92	Jeraud Powers, DB

### ALL-TIME ROSTER

NAME, POS.	YEARS
Devin Aromashodu	2006-07
Forrest Blue, C	1975-78 (Baltimore)
<b>Quan Bray, WR</b>	<b>2015-16</b>
Jackie Burkett, LB	1961-66 (Baltimore)
Joe Cribbs, RB	1988
Lee Gross, C	1979 (Baltimore)
<b>Forrest Hill, LS</b>	<b>2016</b>
Reese McCall, TE	1978-82 (Baltimore)
Javor Mills, DE	2005
Jeraud Powers, DB	2009-12
Zeke Smith, LB/G	1960 (Baltimore)
Marcus Washington, LB	2000-03
Lee Ziemba, OL	2012

## Jacksonville Jaguars

### DRAFT CHOICES

YEAR	RND	PICK	NAME, POS.
1998	6	182	Kevin McLeod, FB
2008	2	52	Quentin Groves, DE

### ALL-TIME ROSTER

NAME, POS.	YEARS
<b>Corey Grant, RB</b>	<b>2015-16</b>
Quentin Groves, DE	2008-09
Jaret Holmes, PK	2001
<b>Sen'Derrick Marks, DT</b>	<b>2013-16</b>
Nick Marshall, DB	2015-16
Javor Mills, DE	2002-03
Gary Walker, DE	1999-01

## Kansas City Chiefs

### DRAFT CHOICES

YEAR	RND	PICK	NAME, POS.
1967	11	286	Bill Braswell, G
1974	17	431	David Langer, DB
1986	8	196	Lewis Colbert, P
1988	3	59	Kevin Porter, DB
1991	10	273	Eric Ramsey, DB
1995	5	155	Mike Pelton, DT
1997	1	27	Victor Riley, OT
2004	6	195	Jeris McIntyre, WR
2014	1	23	Dee Ford, DE

### ALL-TIME ROSTER

NAME, POS.	YEARS
Tommie Agee, FB	1989
Lewis Colbert, P	1986-87
<b>Dee Ford, LB</b>	<b>2014-16</b>
Wayne Frazier, C	1966-67
Ben Grubbs, OL	2015
Bob Harris, LB	1987
Dave Hill, OT	1963-74
Bobby Hunt, DB	1963-67
Chuck Hurston, DE	1965-70
T.J. Jackson, NG	2008
Chris Martin, LB	1988-92
Jeris McIntyre, WR	2004-06
Kevin Porter, S	1988-92
Victor Riley, OT	1998-01
Tony Richardson, RB	1995-05
Neiko Thorpe, DB	2012
Steve Wallace, OT	1997

## Los Angeles Rams

### DRAFT CHOICES

YEAR	RND	PICK	NAME, POS.
1944	17	187	Aubrey Clayton, B
	23	240	Jim Pharr, C
1958	1	5	Jim "Red" Phillips, E
1969	10	255	Jerry Gordon, T
1975	3	67	Dan Nugent, TE
1985	5	113	Kevin Greene, LB
1994	1	15	Wayne Gandy, T
	3	83	James Bostic, RB
2014	1	2	Greg Robinson, OL
	3	75	Tre Mason, RB

### ALL-TIME ROSTER

NAME, POS.	YEARS
Daren Bates, LB	2013-15
Emory Blake, WR	2013-14
Tim Carter, WR	2009
Stephen Davis, RB	2006
Nick Fairley, DT	2015
Wayne Gandy, OT	1994-98 (LA, St. Louis)
Kevin Greene, LB	1985-92 (Los Angeles)
Will Herring, LB	2014
Jon Kilgore, P	1965-67 (Los Angeles)
Chris Martin, LB	1993-94 (Los Angeles)
<b>Tre Mason, RB</b>	<b>2014-16</b>
Ron Middleton, TE	1994 (Los Angeles)
Jim Phillips, E	1958-64 (Los Angeles)
Gerald Robinson, DE	1991-94 (Los Angeles)
<b>Greg Robinson, OL</b>	<b>2014-16</b>
David Rocker, DT	1991-94 (Los Angeles)
Brian Smith, LB	1989-90 (Los Angeles)
Ben Thomas, DE	1991 (Los Angeles)
Carnell Williams, RB	2011
<b>D'haquille Williams, WR</b>	<b>2016</b>
Alexander Wright, WR	1995-96

## Miami Dolphins

### DRAFT CHOICES

YEAR	RND	PICK	NAME, POS.
1970	6	132	Dave Campbell, DE
	12	289	Mike Kolen, LB
1992	2	43	Eddie Blake, DT
1993	5	132	Chris Gray, G
2005	1	2	Ronnie Brown, RB
2006	7	233	Devin Aromashodu, WR

### ALL-TIME ROSTER

NAME, POS.	YEARS
Robert Baker, WR	1999-03
Ronnie Brown, RB	2005-10
Joe Cribbs, RB	1988
Karlos Dansby, LB	2010-12
Tristan Davis, RB	2010

# Auburn By NFL Team

Heath Evans, FB	2005
Chris Gray, G	1993-96
Anthony Harris, LB	1996-99
Nate Hill, DE	1988
Kevin Hobbs, DB	2010
Calvin Jackson, DB	1994-99
Jeno James, OG	2004-06
Mike Kolen, LB	1970-77
John McGeever, DB	1966
Ken Rice, G	1966-67
Jack Thornton, LB	1966
Reggie Torbor, DE	2008-10
Dick Wood, QB	1966

## Minnesota Vikings

### DRAFT CHOICES

YEAR	RND	PICK	NAME, POS.
1963	20	268	Mailon Kent, B
1964	3	34	George Rose, HB
1972	17	440	Dick Schmaltz, WR
1986	1	14	Gerald Robinson, DE
2004	2	48	Dontarrious Thomas, LB

### ALL-TIME ROSTER

NAME, POS.	YEARS
Devin Aromashodu, WR	2011-12
Robert Goff, DT	1996
Spencer Johnson, DT	2005-07
Chris Martin, LB	1984-88
Dave Middleton, E	1961
Harold Morrow, RB	1996-2002
Jim Phillips, E	1965-67
Tony Richardson, RB	2006-07
Gerald Robinson, DE	1986-87
George Rose, DB	1964-66
Howard Simpson, OT	1964
Dontarrious Thomas, LB	2004-08
Horrace Willis, DB	2003-04

## New England Patriots

### DRAFT CHOICES

YEAR	RND	PICK	NAME, POS.
1967	14	361	Bobby Beard, DB
1975	14	353	Thomas Gossom, WR
1985	2	56	Ben Thomas, DE

### ALL-TIME ROSTER

NAME, POS.	YEARS
Fred Baxter, TE	2002-03
Heath Evans, RB	2005-08
Tyronne Green, OG	2013
<b>Jonathan Jones, DB</b>	<b>2016</b>
<b>Brandon King, DB</b>	<b>2015-16</b>
Edmund Nelson, DE	1988
George Peoples, RB	1983
Ben Thomas, DE	1985-86
Jonathan Wilhite, DB	2008-10

## New Orleans Saints

### DRAFT CHOICES

YEAR	RND	PICK	NAME, POS.
1973	11	262	James Owens, RB
1975	2	32	Lee Gross, C
1981	3	57	Frank Warren, NT

### ALL-TIME ROSTER

NAME, POS.	YEARS
Montez Billings, WR	2010
Jackie Burkett, LB	1967, 1970
Bill Cody, LB	1967-70
Tim Duckworth, G	2007, '09-10
Heath Evans, FB	2009-10
<b>Nick Fairley, DT</b>	<b>2016</b>
Wayne Gandy, OT	2003-05
Robert Goff, DT	1990-95
Lee Gross, C	1975-77

Ben Grubbs, OG	2012-14
Will Herring, LB	2011-13
Fred Hyatt, WR	1973
Ed King, G	1995-97
Chris Martin, LB	1983
Victor Riley, OT	2002-04
George Rose, DB	1967
Frank Warren, NT	1981-89, 1991-94
Willie Whitehead, DE	1999-06
<b>Avery Young, OL</b>	<b>2016</b>

## New York Giants

### DRAFT CHOICES

YEAR	RND	PICK	NAME, POS.
1943	6	46	Jim Reynolds, B
1950	1	7	Travis Tidwell, B
1951	19	230	Billy Conn, B
1958	22	262	Cleve Wester, T
1963	5	62	Dave Hill, T
1965	1	1	Tucker Frederickson, B
1984	10	255	David Jordan, G
2002	2	46	Tim Carter, WR
2004	4	97	Reggie Torbor, DE
2012	3	131	Brandon Mosley, T

### ALL-TIME ROSTER

NAME, POS.	YEARS
M.L. Brackett, G	1958
Tim Carter, WR	2002-06
Tucker Frederickson, FB	1965, '67-71
Andy Gross, G	1967-68
Marquies Gunn, DE	2007
Max Harrison, E	1940
Jaret Holmes, PK	2000
Brandon Jacobs, RB	2005-11, 2013
David Jordan, G	1984-85
Anthony Mix, WR	2006-07
Brandon Mosley, OT	2012-14
Jim Sivell, G	1944-45
Zeke Smith, G	1961
John Sullen, OL	2014
Travis Tidwell, QB	1950-51
Reggie Torbor, DE	2004-07
Stan White, QB	1994-97
Mickey Zofko, FB	1974

## New York Jets

### DRAFT CHOICES

YEAR	RND	PICK	NAME, POS.
1977	12	312	Phil Gargis, RB/DB
1989	4	98	Ron Stallworth, DE
1993	5	115	Fred Baxter, TE

### ALL-TIME ROSTER

NAME, POS.	YEARS
Billy Atkins, DB	1962-63 (NY Titans, NY Jets)
Fred Baxter, TE	1993-2000
Mark Brown, LB	2003-05
Ken Bernich, LB	1975
Frank D'Agostino, G	1960
John Hudson, C	1996-99
Ben Obomanu, WR	2013
Kevin Porter, S	1992
Jim Price, LB	1963
Tony Richardson, FB	2008-10
Ron Stallworth, DE	1989-90
Dick Wood, QB	1963-64

## Oakland Raiders

### DRAFT CHOICES

YEAR	RND	PICK	NAME, POS.
1970	14	362	John Riley, K/P
1981	11	304	Chester Willis, RB
1987	7	183	Bo Jackson, RB
1988	9	227	Reggie Ware, RB
2010	5	138	Walter McFadden, DB

### ALL-TIME ROSTER

NAME, POS.	YEARS
<b>Daren Bates, LB</b>	<b>2016</b>
Aundray Bruce, LB	1992-98 (LA/Oakland)
Jason Campbell, QB	2010-11
Quentin Groves, LB	2010-11
Bo Jackson, RB	1987-90 (Los Angeles)
Pat Lee, CB	2012-13
Walter McFadden, DB	2010
Jonathan Palmer, T	2007
Ken Rice, G	1964-65
Carlos Rogers, DB	2014
Pat Sims, DT	2013-14
Ryan Taylor, LB	2000
<b>Neiko Thorpe, DB</b>	<b>2014-16</b>
Chester Willis, RB	1981-84 (LA/Oakland)
Dick Wood, QB	1965
Chris Woods, WR	1987-88 (Los Angeles)
Alexander Wright, WR	1992-94 (Los Angeles)

## Philadelphia Eagles

### DRAFT CHOICES

YEAR	RND	PICK	NAME, POS.
1937	4	31	Walter Gilbert, B
1943	3	17	Monk Gafford, B
1956	2	16	Frank D'Agostino, T
1958	27	316	Hindman Wall, E
1959	16	182	Ken Paduch, T
	28	326	Leo Sexton, E
1961	16	224	G.W. Clapp, G
1962	6	83	John McGeever, HB
1987	3	65	Ben Tamburello, C
1991	3	76	Rob Selby, G/T
	7	188	James Joseph, RB
1992	5	129	Corey Barlow, DB
2008	7	230	King Dunlap, OT
2016	6	196	Blake Countess, DB

### ALL-TIME ROSTER

NAME, POS.	YEARS
Corey Barlow, CB	1993
James Bostic, RB	1998-99
Ronnie Brown, RB	2011
Bill Cody, LB	1972
<b>Blake Countess, DB</b>	<b>2016</b>
Frank D'Agostino, G	1956
King Dunlap, OT	2008-12
Eric Floyd, OL	1992-93
Bobby Freeman, B	1960-61
Roderick Hood, DB	2003-06
John Hudson, G	1991-95
James Joseph, RB	1991-94
<b>Cody Parkey, PK</b>	<b>2014-16</b>
Herbert Roton, E	1937
Rob Selby, OL	1991-94
Takeo Spikes, LB	2007
Ben Tamburello, C/G	1987-90
Ed West, TE	1995-96
Tex Williams, G	1942
James Willis, LB	1995-98
Jerry Wilson, E	1959-60

# Auburn By NFL Team

## Pittsburgh Steelers

### DRAFT CHOICES

YEAR	RND	PICK	NAME, POS.
1945	23	231	Everett Hartwell, E
1949	16	156	Denard Snell, T
1953	20	234	Will Lee Hayley, E
1962	13	173	Dave Woodward, T
1982	7	172	Edmund Nelson, DT
1986	2	36	Gerald Williams, DE
2002	1	30	Kendall Simmons, OL
2015	3	87	Sammie Coates, WR

### ALL-TIME ROSTER

NAME, POS.	YEARS
Chester Bulger, T	1944
Gregg Carr, LB	1985-88
<b>Sammie Coates, WR</b>	<b>2015-16</b>
Wayne Gandy, OT	1999-02
Kevin Greene, LB	1993-95
Edmund Nelson, DE	1982-87
Kendall Simmons, OL	2002-08
Ricky Sutton, DL	1993
Ben Tate, RB	2014
Ben Thomas, DE	1988
Gerald Williams, DE	1986-94

## San Diego Chargers

### DRAFT CHOICES

YEAR	RND	PICK	NAME, POS.
1975	3	73	Mike Fuller, RB
	4	101	Ken Bernich, LB
1981	1	24	James Brooks, RB
1984	5	118	Lionel James, RB
1985	10	264	David King, DB
2000	4	113	Leonardo Carson, DL
2006	2	50	Marcus McNeill, OT
2009	4	133	Tyronne Green, OG

### ALL-TIME ROSTER

NAME, POS.	YEARS
James Brooks, RB	1981-83
Ronnie Brown, RB	2012-14
Leonardo Carson, DT	2000-03
Lewis Colbert, P	1989
Chris Davis, DB	2014
<b>King Dunlap, OL</b>	<b>2013-16</b>
Eric Floyd, OL	1990-91
Wayne Frazier, C	1962
Mike Fuller, S	1975-80
Tyronne Green, OG	2009-12
George Gross, DT	1963-67
Jeff Jackson, LB	1987-88
Lionel James, RB	1984-88
David King, DB	1985
Marcus McNeill, OT	2006-11
Ron Middleton, TE	1995
Walter Reeves, TE	1996
Gerald Robinson, DE	1989-90
Takeo Spikes, LB	2011-12
Dick Wood, QB	1962

## San Francisco 49ers

### DRAFT CHOICES

YEAR	RND	PICK	NAME, POS.
1955	16	189	Jim Hall, E
1956	20	232	Bob Scarborough, C
1958	3	33	Bob Hoppe, B
	5	59	Billy Atkins, B
1960	9	107	Bobby Wasden, E
1964	19	253	Larry Rawson, B
1968	1	15	Forrest Blue, C
1971	6	153	Alvin Bresler, WR
1972	1	19	Terry Beasley, WR
1986	4	101	Steve Wallace, T
	10	270	Harold Hallman, LB
1997	6	180	Fred Beasley, FB
2001	7	209	Alex Lincoln, LB
2013	3	88	Corey Lemonier, LB

### ALL-TIME ROSTER

NAME, POS.	YEARS
Billy Atkins, DB	1958-59
Fred Beasley, RB	1998-05
Forrest Blue, C	1968-74
Joe Cribbs, RB	1986-87
<b>Chris Davis, DB</b>	<b>2015-16</b>
Kevin Greene, LB	1997
Brandon Jacobs, RB	2012
Jon Kilgore, P	1969
<b>Corey Lemonier, LB</b>	<b>2013-16</b>
Alex Lincoln, LB	2001-02
Takeo Spikes, LB	2008-10
Carlos Rogers, CB	2011-13
Steve Wallace, OT	1986-96
Jerry Wilson, E	1960

## Seattle Seahawks

### DRAFT CHOICES

YEAR	RND	PICK	NAME, POS.
1987	5	119	Tommie Agee, FB
2001	3	82	Heath Evans, FB
2006	7	249	Ben Obomanu, WR
2007	5	161	Will Herring, LB
	6	197	Courtney Taylor, WR

### ALL-TIME ROSTER

NAME, POS.	YEARS
Tommie Agee, FB	1988
Karsten Bailey, WR	1999-00
Heath Evans, FB	2001-04
Byron Franklin, WR	1985-87
Chris Gray, OT	1998-07
Will Herring, LB	2007-10
Kevin Hobbs, DB	2007-08
Ben Obomanu, WR	2006-12
<b>Trovon Reed, DB</b>	<b>2015-16</b>
Courtney Taylor, WR	2007-08
James Willis, LB	1999

## Tampa Bay Buccaneers

### DRAFT CHOICES

YEAR	RND	PICK	NAME, POS.
1986	1	1	Bo Jackson, RB
1988	4	83	Robert Goff, DT
2005	1	5	Carnell Williams, RB

### ALL-TIME ROSTER

NAME, POS.	YEARS
<b>Peyton Barber, RB</b>	<b>2016</b>
James Brooks, RB	1992
DeMarcus Curry, T	2000-01
Robert Goff, DT	1988-89
David Jordan, G	1986
<b>DaVonte Lambert, DL</b>	<b>2016</b>
<b>Cassanova McKinzy, LB</b>	<b>2016</b>
Kevin McLeod, RB	1999
Alvin Mitchell, FB	1989
Neil O'Donoghue, K	1978-79
Jeff Parks, TE	1988
George Peoples, RB	1984-85
Benji Roland, DE	1990
Travaris Robinson, FS	2003
Carnell Williams, RB	2005-10

## Tennessee Titans

### DRAFT CHOICES

YEAR	RND	PICK	NAME, POS.
1974	11	261	Steve Taylor, C
1981	11	297	Claude Mathews, G
1984	2	29	Doug Smith, DE
1986	5	114	Jeff Parks, TE
1988	6	157	Kurt Crain, LB
1995	5	159	Gary Walker, DE
2009	2	62	Sen'Derrick Marks, DT
2011	7	212	Zach Clayton, DT
2015	4	100	Angelo Blackson, DL

### ALL-TIME ROSTER

NAME, POS.	YEARS
David Beverly, P	1974 (Houston Oilers)
Rob Bironas, K	2005-13
<b>Angelo Blackson, DL</b>	<b>2015-16</b>
Zach Clayton, DT	2011-12
Al Del Greco, K	1991-2000 (Hou. Oilers, Tenn. Oilers, Tenn. Titans)
Wayne Frazier, C	1965 (Houston Oilers)
Quentin Groves, LB	2014
Roderick Hood, DB	2009-10
Sen'Derrick Marks, DT	2009-12
Jeff Parks, TE	1986-87 (Houston Oilers)
Doug Smith, DT	1985-92 (Houston Oilers)
Mickey Sutton, S	1966 (Houston Oilers)
Gary Walker, DE	1995-98 (Hou. Oilers, Tenn. Oilers, Tenn. Titans)
Cooper Wallace, TE	2006

## Washington Redskins

### DRAFT CHOICES

YEAR	RND	PICK	NAME, POS.
1939	6	68	Bo Russell, T
1942	2	21	Rufus Deal, B
1945	9	84	Curtis Kuykendall, B
	17	193	Jim Bradshaw, C
1956	18	213	Jim Pyburn, E
1958	10	114	Ben Preston, T
1959	19	220	Bobby Lauder, B
1963	20	274	Joe Baughan, T
1996	4	102	Stephen Davis, RB
2005	1	9	Carlos Rogers, CB
2005	1	25	Jason Campbell, QB

### ALL-TIME ROSTER

NAME, POS.	YEARS
Fred Baxter, TE	2004
Jason Campbell, QB	2005-09
Bull Cochran	1949
Stephen Davis, RB	1996-02
Tristan Davis, RB	2011-13
Rufus Deal, B	1942
Bobby Freeman, B	1962
Tyrone Goodson, WR	2001
Fred Hyatt, WR	1973
Tim Jessie, RB	1987
Robert Johnson, TE	2005
Ron Middleton, TE	1988, '90-93
Anthony Mix, WR	2007
Ben Nowland, C	2004-05
Dan Nugent, OG	1976-78, '80
Mike Pucillo, OG	2006-07
Tracy Rucker, DT	1989-90
Carlos Rogers, DB	2005-10
Bo Russell, T	1939-40
Marcus Washington, LB	2004-08

\*On roster as of May 30, 2016



# 2016 Opponent Directory

## Clemson

September 3 • Auburn, Ala.

Head Coach.....Dabo Swinney (Alabama, 1993)  
Career Record.....75-27  
Record at Clemson.....75-27  
Series vs. Auburn.....AU leads, 34-13-2  
At Auburn.....AU leads, 20-4  
At Clemson.....AU leads, 10-6-1  
At Neutral.....AU leads, 4-3-1  
Football Contact.....Tim Bourret  
Email.....btimoth@clemson.edu  
Office.....(864) 656-1926  
Website.....www.clemson.tigers.com

## Arkansas State

September 10 • Auburn, Ala.

Head Coach.....Blake Anderson (Sam Houston St., 1992)  
Career Record.....16-10  
Record at ASU.....16-10  
Series vs. Auburn.....AU leads, 3-0  
At Auburn.....AU leads, 3-0  
Football Contact.....Jerry Scott  
Email.....jscott@astate.edu  
Office.....(870) 972-2541  
Website.....www.astatedredwolves.com

## Texas A&M

September 17 • Auburn, Ala.

Head Coach.....Kevin Sumlin (Purdue, 1988)  
Career Record.....71-33  
Record at Texas A&M.....36-16  
Series vs. Auburn.....A&M leads, 4-2  
At Auburn.....A&M leads, 2-0  
At College Station.....AU leads, 2-0  
At Neutral.....A&M leads, 2-0  
Football Contact.....Alan Cannon  
Email.....acannon@athletics.tamu.edu  
Office.....(979) 845-5725  
Website.....www.12thman.com

## LSU

September 24 • Auburn, Ala.

Head Coach.....Les Miles (Michigan, 1976)  
Career Record.....140-53  
Record at LSU.....112-32  
Series vs. Auburn.....LSU leads, 28-21-1  
At Auburn.....AU leads, 11-7  
At Baton Rouge.....LSU leads, 17-5-1  
At Neutral.....AU leads, 5-4  
Football Contact.....Michael Bonnette  
Email.....mbonnet@lsu.edu  
Office.....(225) 578-8226  
Website.....www.lsusports.net

## ULM

October 1 • Auburn, Ala.

Head Coach.....Matt Viator (McNeese St., 1986)  
Career Record.....78-33  
Record at ULM.....first season  
Series vs. Auburn.....AU leads, 9-0  
At Auburn.....AU leads, 9-0  
Football Contact.....Nick Phillips  
Email.....phillips@ulm.edu  
Office.....(318) 342-5463  
Website.....www.ulmwarhawks.com

## Mississippi State

October 8 • Starkville, Miss.

Head Coach.....Dan Mullen (Ursinus, 1994)  
Career Record.....55-35  
Record at Mississippi State.....55-35  
Series vs. Auburn.....AU leads, 61-26-2  
At Auburn.....AU leads, 28-7  
At Starkville.....AU leads, 12-6-1  
At Neutral.....AU leads, 21-13-1  
Football Contact.....Bill Martin  
Email.....Bmartin@athletics.msstate.edu  
Office.....(662) 325-0967  
Website.....www.hailstate.com

## Arkansas

October 22 • Auburn, Ala.

Head Coach.....Bret Bielema (Iowa, 1992)  
Career Record.....86-44  
Record at Arkansas.....18-20  
Series vs. Auburn.....AU leads, 13-11-1  
At Auburn.....AU leads, 6-5-1  
At Fayetteville.....AU leads, 6-5  
At Neutral.....Series tied, 1-1  
Football Contact.....Patrick Pierson  
Email.....pspierson@uark.edu  
Office.....(479) 575-2752  
Website.....www.arkansasrazorbacks.com

## Ole Miss

October 29 • Oxford, Miss.

Head Coach.....Hugh Freeze (Southern Miss, 1992)  
Career Record.....64-25  
Record at Ole Miss.....33-19  
Series vs. Auburn.....AU leads, 29-11  
At Auburn.....AU leads, 14-3  
At Oxford.....AU leads, 10-3  
At Neutral.....Series tied, 5-5  
Football Contact.....Kyle Campbell  
Email.....kyle@olemiss.edu  
Office.....(662) 915-7522  
Website.....www.olemisssports.com

## Vanderbilt

November 5 • Auburn, Ala.

Head Coach.....Derek Mason (Northern Arizona, 1993)  
Career Record.....7-17  
Record at Vanderbilt.....7-17  
Series vs. Auburn.....VU leads, 21-20-1  
At Auburn.....AU leads, 8-0  
At Nashville.....VU leads, 12-7  
At Neutral.....VU leads, 9-5-1  
Football Contact.....Larry Leathers  
Email.....larry.leathers@vanderbilt.edu  
Office.....(615) 322-4121  
Website.....www.vucommadores.com

## Georgia

November 12 • Athens, Ga.

Head Coach.....Kirby Smart (Georgia, 1999)  
Career Record.....0-0  
Record at Georgia.....0-0  
Series vs. Auburn.....UGA leads, 56-55-8  
At Auburn.....UGA leads, 16-11-2  
At Athens.....AU leads, 18-13  
At Neutral.....UGA leads, 27-26-6  
Football Contact.....Claude Felton  
Email.....cfelton@sports.uga.edu  
Office.....(706) 542-1621  
Website.....www.georgiadogs.com

## Alabama A&M

November 19 • Auburn, Ala.

Head Coach.....James Spady (UTEP, 1995)  
Career Record.....7-16  
Record at AAMU.....7-16  
Series vs. Auburn.....AU leads, 1-0  
At Auburn.....AU leads, 1-0  
Football Contact.....Bud McLaughlin  
Email.....aamusportsinfo@yahoo.com  
Office.....(256) 372-4005  
Website.....www.aamusports.com

## Alabama

November 26 • Tuscaloosa, Ala.

Head Coach.....Nick Saban (Kent St., 1973)  
Career Record.....196-60-1  
Record at Alabama.....105-18  
Series vs. Auburn.....UA leads, 44-35-1  
At Auburn.....AU leads, 8-5  
At Tuscaloosa.....AU leads, 7-3  
At Neutral.....UA leads, 36-20-1  
Football Contact.....Josh Maxson  
Email.....jmaxson@ia.ua.edu  
Office.....(205) 348-3631  
Website.....www.rolltide.com

# Auburn Superlatives vs. SEC Opponents

## Alabama

### RUSHING ATTEMPTS

37 Rudi Johnson, 2000  
32 Joe Cribbs, 1978

### RUSHING YARDS

256 Bo Jackson, 1983  
204 Carnell Williams, 2003

### RECEPTIONS

9 Terry Beasley, 1970  
8 Terry Beasley, 1971  
8 Karsten Bailey, 1998

### RECEIVING YARDS

206 Sammie Coates, 2014  
141 Alexander Wright, 1989  
138 Darvin Adams, 2009  
131 Terry Beasley, 1970

### PASSING ATTEMPTS

43 Nick Marshall, 2014  
42 Patrick Nix, 1994  
39 Ben Leard, 1999

### PASSING COMPLETIONS

27 Nick Marshall, 2014  
26 Ben Leard, 1999  
23 Patrick Nix, 1994

### PASSING YARDS

456 Nick Marshall, 2014  
317 Pat Sullivan, 1970  
274 Reggie Slack, 1989  
270 Jason Campbell, 2004

### PASSING TOUCHDOWNS

3 Cam Newton, 2010  
3 Nick Marshall, 2014  
2 Ben Leard, 1999  
2 Patrick Nix, 1995  
2 Jason Campbell, 2002  
2 Brandon Cox, 2005  
2 Chris Todd, 2009  
2 Nick Marshall, 2013

### TEAM BESTS

Rushing Attempts .....59 (1983)  
Rushing Yards.....355 (1983)  
Passing Attempts.....43 (2014)  
Passing Completions .....27 (2014)  
Passing Yards.....456 (2014)  
Total Offense.....630 (2014)

## Arkansas

### RUSHING ATTEMPTS

37 Peyton Barber, 2015  
35 Carnell Williams, 2003  
33 Kenny Irons, 2005

### RUSHING YARDS

246 Stephen Davis, 1994  
211 James Bostic, 1992  
188 Cam Newton, 2010  
184 Ben Tate, 2009  
182 Kenny Irons, 2005  
177 Cameron Artis-Payne, 2014  
168 Tre Mason, 2013  
150 Carnell Williams, 2003

### RECEPTIONS

17 Willie Goshua, 1995

### RECEIVING YARDS

222 Willie Goshua, 1995  
156 Tim Carter, 2001  
154 D'haquille Williams, 2014  
134 Frank Thomas, 1993

### PASSING ATTEMPTS

52 Patrick Nix, 1995  
40 Daniel Cobb, 2001

### PASSING COMPLETIONS

34 Patrick Nix, 1995  
22 Daniel Cobb, 2001

### PASSING YARDS

387 Patrick Nix, 1995  
297 Jason Campbell, 2004  
254 Daniel Cobb, 2001  
254 Sean White, 2015

### PASSING TOUCHDOWNS

3 Jason Campbell, 2004  
3 Brandon Cox, 2005

### TEAM BESTS

Rushing Attempts .....53 (2007)  
Rushing Yards.....330 (2010)  
Passing Attempts.....52 (1995)  
Passing Completions .....34 (1995)  
Passing Yards.....387 (1995)  
Total Offense.....595 (2014)

## Florida

### RUSHING ATTEMPTS

33 James Brooks, 1980  
30 Joe Cribbs, 1978

### RUSHING YARDS

196 Bo Jackson, 1983  
166 Brent Fullwood, 1986

### RECEPTIONS

10 Thomas Bailey, 1994  
9 Rodgeriquus Smith, 2007  
8 Clifton Robinson, 1998

### RECEIVING YARDS

176 Terry Beasley, 1970  
117 Thomas Bailey, 1994

### PASSING ATTEMPTS

51 Patrick Nix, 1994  
39 Jeff Klein, 1999

### PASSING COMPLETIONS

28 Patrick Nix, 1994  
23 Stan White, 1993

### PASSING YARDS

366 Pat Sullivan, 1970  
319 Patrick Nix, 1994

### PASSING TOUCHDOWNS

4 Pat Sullivan, 1970  
3 Patrick Nix, 1994  
3 Loran Carter, 1968

### TEAM BESTS

Rushing Attempts .....59 (1980)  
Rushing Yards.....316 (1983)  
Passing Attempts.....51 (1994)  
Passing Completions .....28 (1994)  
Passing Yards.....442 (1970)  
Total Offense.....566 (1970)

# Auburn Superlatives vs. SEC Opponents

## Georgia

### RUSHING ATTEMPTS

41 Carnell Williams, 2001  
38 Stacy Danley, 1988  
37 Kenny Irons, 2005

### RUSHING YARDS

250 Joe Cribbs, 1978  
200 James Brooks

### RECEPTIONS

9 Ronney Danials, 1999  
9 Karsten Bailey, 1998  
8 Marcus Davis, 2015

### RECEIVING YARDS

249 Ronney Danials, 1999  
150 Lawyer Tillman, 1986

### PASSING ATTEMPTS

45 Gabe Gross, 1998  
44 Pat Sullivan, 1970

### PASSING COMPLETIONS

24 Ben Leard, 2000  
24 Ben Leard, 1999  
24 Pat Sullivan, 1970

### PASSING YARDS

416 Ben Leard, 1999  
320 Pat Sullivan, 1970

### PASSING TOUCHDOWNS

4 Pat Sullivan, 1971  
3 Ben Leard, 1999

### TEAM BESTS

Rushing Attempts .....63 (1978)  
Rushing Yards.....438 (1978)  
Passing Attempts.....45 (1998)  
Passing Completions .....24 (1970)  
Passing Yards.....416 (1999)  
Total Offense.....566 (2013)

## Kentucky

### RUSHING ATTEMPTS

31 Ben Tate, 2009  
28 Cam Newton, 2010  
26 Peyton Barber, 2015  
23 Kenny Irons, 2005  
18 Bo Jackson, 1982  
17 James Joseph, 1988  
17 Carnell Williams, 2004

### RUSHING YARDS

198 Cam Newton, 2010  
167 Wallace Clark, 1970

### RECEPTIONS

9 Terry Beasley, 1971  
7 Ricardo Louis, 2015

### RECEIVING YARDS

194 Terry Beasley, 1971  
154 Ricardo Louis, 2015

### PASSING ATTEMPTS

27 Pat Sullivan, 1970  
27 Patrick Nix, 1995  
27 Sean White, 2015

### PASSING COMPLETIONS

18 Patrick Nix, 1995  
17 Sean White, 2015  
16 Pat Sullivan, 1970

### PASSING YARDS

262 Patrick Nix, 1995  
255 Sean White, 2015  
253 Pat Sullivan, 1971

### PASSING TOUCHDOWNS

3 Patrick Nix, 1995  
2 Pat Sullivan, 1971

### TEAM BESTS

Rushing Attempts .....61 (1982)  
Rushing Yards.....388 (2005)  
Passing Attempts.....33 (1995)  
Passing Completions .....22 (1995)  
Passing Yards.....304 (1971)  
Total Offense.....589 (2005)

## LSU

### RUSHING ATTEMPTS

36 Rudi Johnson, 2000  
35 James Brooks, 1980

### RUSHING YARDS

223 Cam Newton, 2010  
218 Kenny Irons, 2005  
210 James Brooks, 1980  
139 Rudi Johnson, 2000

### RECEPTIONS

9 Clifton Robinson

### RECEIVING YARDS

144 Sammie Coates, 2014  
139 Sammie Coates, 2013  
134 Terry Beasley, 1970  
130 Clifton Robinson, 1998

### PASSING ATTEMPTS

45 Dameyune Craig, 1997  
40 Brandon Cox, 2005  
38 Ben Leard, 1998

### PASSING COMPLETIONS

23 Dameyune Craig, 1997  
21 Ben Leard, 2000  
21 Ben Leard, 1998

### PASSING YARDS

342 Dameyune Craig, 1997  
304 Ben Leard, 1999

### PASSING TOUCHDOWNS

3 Ben Leard, 1999  
2 Brandon Cox, 2007  
2 Ben Leard, 1998  
2 Ben Leard, 2000  
2 Dameyune Craig, 1997  
2 Nick Marshall, 2014  
2 Jeremy Johnson, 2015

### TEAM BESTS

Rushing Attempts .....62 (1980)  
Rushing Yards.....440 (2010)  
Passing Attempts.....45 (1997)  
Passing Completions .....23 (1997)  
Passing Yards.....342 (1997)  
Total Offense.....566 (2014)

# Auburn Superlatives vs. SEC Opponents

## Ole Miss

### RUSHING ATTEMPTS

- 38 Bo Jackson, 1985
- 36 Joe Cribbs, 1978

### RUSHING YARDS

- 240 Bo Jackson, 1985
- 224 Ronnie Brown, 2002

### RECEPTIONS

- 9 Markeith Cooper, 1999
- 8 Chris Slaughter, 2008
- 8 Rodgeriquis Smith, 2007
- 8 Courtney Taylor, 2006
- 8 Terry Beasley, 1970 [Gator Bowl]

### RECEIVING YARDS

- 161 Robert Baker, 1996
- 150 Ben Obomanu, 2003
- 143 Terry Beasley, 1970 [Gator Bowl]
- 137 Ricardo Louis, 2015
- 131 Chris Slaughter, 2008

### PASSING ATTEMPTS

- 43 Kodi Burns, 2008
- 43 Pat Sullivan, 1970 [Gator Bowl]
- 39 Patrick Nix, 1995
- 39 Stan White, 1992

### PASSING COMPLETIONS

- 28 Patrick Nix, 1995
- 27 Kodi Burns, 2008
- 27 Pat Sullivan, 1970 [Gator Bowl]

### PASSING YARDS

- 372 Patrick Nix, 1995
- 351 Pat Sullivan, 1970 [Gator Bowl]
- 319 Kodi Burns, 2008

### PASSING TOUCHDOWNS

- 4 Clint Moseley, 2011

### TEAM BESTS

- Rushing Attempts .....82 (1985)
- Rushing Yards.....439 (1985)
- Passing Attempts.....43 (2008)
- .....43 (1992)
- .....43 (1970)
- Passing Completions .....29 (1995)
- Passing Yards.....373 (1995)
- Total Offense.....606 (1985)

## Mississippi State

### RUSHING ATTEMPTS

- 36 Joe Cribbs, 1978
- 35 James Joseph, 1989

### RUSHING YARDS

- 214 Bobby Hunt, 1959
- 182 Brandon Jacobs, 2003
- 179 Brent Fullwood, 1986

### RECEPTIONS

- 10 Tyrone Goodson, 1996
- 9 Courtney Taylor, 2006
- 8 Freddie Hyatt, 1967

### RECEIVING YARDS

- 175 Frank Sanders, 1994
- 145 Tyrone Goodson

### PASSING ATTEMPTS

- 54 Dameyune Craig, 1997
- 41 Dameyune Craig, 1996

### PASSING COMPLETIONS

- 28 Dameyune Craig, 1996
- 23 Patrick Nix, 1995
- 23 Nick Marshall, 2013

### PASSING YARDS

- 394 Dameyune Craig, 1996
- 339 Nick Marshall, 2013
- 311 Patrick Nix, 1994

### PASSING TOUCHDOWNS

- 4 Dameyune Craig, 1996
- 4 Loran Carter, 1967

### TEAM BESTS

- Rushing Attempts .....59 (2009)
- .....59 (1989)
- Rushing Yards.....405 (2003)
- Passing Attempts.....54 (1997)
- Passing Completions .....29 (1996)
- Passing Yards.....429 (1996)
- Total Offense.....664 (1970)

## Missouri

### RUSHING ATTEMPTS

- 46 Tre Mason, 2013 [SEC Championship]
- 16 Nick Marshall, 2013 [SEC Championship]

### RUSHING YARDS

- 304 Tre Mason, 2013 [SEC Championship]
- 101 Nick Marshall, 2013 [SEC Championship]
- 65 Corey Grant, 2013 [SEC Championship]

### RECEPTIONS

- 6 Sammie Coates, 2013 [SEC Champ]
- 3 Rob Spivey, 1973 [Sun Bowl]

### RECEIVING YARDS

- 94 Sammie Coates, 2013 [SEC Champ]
- 56 Rob Spivey, 1973 [Sun Bowl]

### PASSING ATTEMPTS

- 15 Phil Gargis, 1973 [Sun Bowl]

### PASSING COMPLETIONS

- 9 Nick Marshall, 2013 [SEC Championship]
- 7 Phil Gargis, 1973 [Sun Bowl]

### PASSING YARDS

- 132 Nick Marshall, 2013 [SEC Championship]
- 120 Phil Gargis, 1973 [Sun Bowl]

### PASSING TOUCHDOWNS

- 2 Phil Gargis, 1973 [Sun Bowl]

### TEAM BESTS

- Rushing Attempts .....74 (2013)
- Rushing Yards.....545 (2013)
- Passing Attempts.....15 (1973)
- Passing Completions .....9 (2013)
- Passing Yards.....132 (2013)
- Total Offense.....677 (2013)

# Auburn Superlatives vs. SEC Opponents

## South Carolina

### RUSHING ATTEMPTS

- 41 Michael Dyer, 2011
- 27 Kenny Irons, 2006
- 25 Cam Newton, 2010
- 25 Cameron Artis-Payne, 2014
- 23 Michael Dyer, 2010

### RUSHING YARDS

- 176 Cam Newton, 2010
- 167 Cameron Artis-Payne, 2014
- 141 Michael Dyer, 2011
- 117 Kenny Irons, 2006
- 102 Ricardo Louis, 2014
- 100 Michael Dyer, 2010

### RECEPTIONS

- 7 Darvin Adams, 2010 [SECCG]
- 6 Karsten Bailey, 1997

### RECEIVING YARDS

- 217 Darvin Adams, 2010 [SECCG]
- 99 Karsten Bailey, 1997
- 65 Tyrone Goodson, 1997

### PASSING ATTEMPTS

- 39 Dameyune Craig, 1997
- 29 Brandon Cox, 2005

### PASSING COMPLETIONS

- 24 Dameyune Craig, 1997
- 19 Brandon Cox, 2005

### PASSING YARDS

- 335 Cam Newton, 2010 [SECCG]
- 321 Dameyune Craig, 1997
- 245 Brandon Cox, 2005

### PASSING TOUCHDOWNS

- 4 Cam Newton, 2010 [SECCG]
- 2 Cam Newton, 2010
- 2 Dameyune Craig, 1997

### TEAM BESTS

- Rushing Attempts .....67 (2011)
- Rushing Yards.....395 (2014)
- Passing Attempts.....39 (1997)
- Passing Completions .....24 (1997)
- Passing Yards.....351 (2010) [SECCG]
- Total Offense.....589 (2010) [SECCG]

## Tennessee

### RUSHING ATTEMPTS

- 36 Carnell Williams, 2003
- 26 Michael Burks, 1998

### RUSHING YARDS

- 214 Nick Marshall, 2013
- 207 Brent Fullwood, 1986
- 185 Carnell Williams, 2003
- 156 James Brooks, 1978

### RECEPTIONS

- 8 Greg Taylor, 1990

### RECEIVING YARDS

- 141 Chris Vacarella, 1976
- 129 Alexander Wright, 1989

### PASSING ATTEMPTS

- 58 Stan White, 1990
- 40 Reggie Slack, 1989

### PASSING COMPLETIONS

- 30 Stan White, 1990
- 27 Jason Campbell, 2004

### PASSING YARDS

- 374 Jason Campbell, 2004
- 338 Stan White, 1990

### PASSING TOUCHDOWNS

- 3 Jason Campbell, 2004
- 3 Stan White, 1990
- 3 Phil Gargis, 1976

### TEAM BESTS

- Rushing Attempts .....74 (1984)
- Rushing Yards.....444 (2013)
- Passing Attempts.....58 (1990)
- Passing Completions .....30 (1990)
- Passing Yards.....374 (2004)
- Total Offense.....559 (2004)

## Texas A&M

### RUSHING ATTEMPTS

- 31 Bo Jackson, 1986 [Cotton Bowl]
- 27 Jovon Robinson, 2015

### RUSHING YARDS

- 221 Cameron Artis-Payne, 2014
- 178 Tre Mason, 2013
- 159 Jovon Robinson, 2015
- 129 Bo Jackson, 1986 [Cotton Bowl]

### RECEPTIONS

- 6 Quan Bray, 2014
- 5 Emory Blake, 2012
- 5 Sammie Coates, 2013
- 4 Marcus Davis, 2015

### RECEIVING YARDS

- 106 Emory Blake, 2012
- 104 Sammie Coates, 2013
- 90 C.J. Uzomah, 2012
- 73 Bo Jackson, 1986 [Cotton Bowl]

### PASSING ATTEMPTS

- 23 Nick Marshall, 2013
- 21 Nick Marshall, 2014
- 17 Jeremy Johnson, 2015
- 11 Kiehl Frazier, 2012
- 10 Jeff Burger, 1986 [Cotton Bowl]

### PASSING COMPLETIONS

- 15 Nick Marshall, 2014
- 13 Jeremy Johnson, 2015
- 11 Nick Marshall, 2013
- 6 Jonathan Wallace, 2012
- 6 Kiehl Frazier, 2012

### PASSING YARDS

- 236 Nick Marshall, 2013
- 219 Nick Marshall, 2014
- 132 Jeremy Johnson, 2015
- 122 Jonathan Wallace, 2012
- 89 Kiehl Frazier, 2012
- 82 Pat Washington, 1986 [Cotton Bowl]

### PASSING TOUCHDOWNS

- 2 Jonathan Wallace, 2012
- 2 Nick Marshall, 2013
- 1 Pat Washington, 1986 [Cotton Bowl]
- 1 Nick Marshall, 2014
- 1 Jeremy Johnson, 2015

### TEAM BESTS

- Rushing Attempts .....60 (2013)
- Rushing Yards.....379 (2013)
- Passing Attempts.....25 (2013)
- Passing Completions .....15 (2014)
- Passing Yards.....236 (2013)
- Total Offense.....615 (2013)

# Auburn Superlatives vs. SEC Opponents

---

## Vanderbilt

### RUSHING ATTEMPTS

20 Carnell Williams, 2002  
19 Carnell Williams, 2003  
19 Rudi Johnson, 2000

### RUSHING YARDS

219 Joe Cribbs, 1979  
170 Carnell Williams, 2002

### RECEPTIONS

6 Marcel Willis, 2002  
5 Greg Taylor, 1990

### RECEIVING YARDS

117 Jeris McIntyre, 2003  
109 Greg Taylor, 2990  
87 Marcel Willis, 2001

### PASSING ATTEMPTS

27 Ben Leard, 2000  
24 Jason Campbell, 2001

### PASSING COMPLETIONS

17 Jason Campbell, 2001  
14 Clint Moseley, 2012  
14 Brandon Cox, 2007  
14 Ben Leard, 2000  
14 Jeff Burger, 1987  
14 Bill Wade, 1987

### PASSING YARDS

282 Jeff Burger, 1987  
247 Jason Campbell, 2001

### PASSING TOUCHDOWNS

2 Jason Campbell, 2003  
2 Jeff Burger, 1987

### TEAM BESTS

Rushing Attempts .....86 (1951)  
Rushing Yards.....438 (1979)  
Passing Attempts.....27 (2000)  
Passing Completions .....17 (2003)  
Passing Yards.....282 (1987)  
Total Offense.....483 (2003)

# Homecoming History

## Homecoming on the Plains

The 103rd observance of Homecoming at Auburn and the Tigers' 90th Homecoming football game comes to Jordan-Hare Stadium October 1, when Auburn hosts ULM.

Homecoming at Auburn began in June 1913, when Dr. Charles Thach, president of then Alabama Polytechnic Institute, issued a proclamation calling for "the observance of a Homecoming for all those loyal sons who, as former Auburn students, have passed through her portals and received her honors."

Homecoming festivities were held in connection with the spring commencement exercises until 1924. Auburn beat Clemson, 13-0, in Auburn's first Homecoming game. The game was played on old Drake Field, now the parking lot for Haley Center.

Until the first section of Jordan-Hare Stadium was completed in 1939, Auburn sometimes observed Homecoming in Montgomery or Columbus, Ga., since adequate campus facilities were not available. Auburn did not have Homecoming games in 1930 and 1938. There was no football team in 1943 due to WWII.

Auburn is 77-8-4 at Homecoming. Mississippi State (16 times) has been the most common Homecoming guest.

### Homecoming Results (76-8-4)

DATE	OPPONENT	SCORE	W-L-T	ATT.
10/4/24	Clemson	13-0	W	
10/10/25	VPI	19-0	W	
10/2/26	Clemson	47-0	W	
10/8/27	Florida	6-33	L	
10/6/28	Clemson	0-6	L	
10/11/29	Florida	0-19	L	
1930	NO GAME			
10/31/31	Spring Hill	27-7	W	
11/1/32	Erskine	77-0	W	
11/11/33	Oglethorpe	27-6	W	
9/29/34	Oglethorpe	15-0	W	
11/16/35	Oglethorpe	51-0	W	
11/21/36	Loyola	44-0	W	
11/20/37	Georgia	0-0	T	
1938	NO GAME			
11/30/39	Florida	7-7	T	
11/9/40	Clemson	21-7	W	
11/29/41	Clemson	28-7	W	
11/28/42	Clemson	41-13	W	
1943	NO TEAM			
11/4/44	Presbyterian	57-0	W	
11/3/45	Florida	19-0	W	
10/5/46	Furman	46-6	W	
10/4/47	Louisiana Tech	14-0	W	
10/2/48	Louisiana Tech	13-13	T	
11/5/49	Mississippi State	25-6	W	
11/25/50	Clemson	0-41	L	
10/13/51	Florida	14-13	W	
11/8/52	Mississippi State	34-49	L	
10/31/53	Florida	16-7	W	
11/20/54	Clemson	27-6	W	
11/5/55	Mississippi State	27-26	W	
11/10/56	Mississippi State	27-20	W	
11/2/57	Florida	13-0	W	
11/8/58	Mississippi State	33-14	W	
10/31/59	Florida	6-0	W	
11/5/60	Mississippi State	27-12	W	
10/28/61	Clemson	24-14	W	
11/10/62	Mississippi State	9-3	W	
11/2/63	Florida	19-0	W	
11/7/64	Mississippi State	12-3	W	
10/30/65	Florida	28-17	W	
10/22/66	TCU	7-6	W	34,976
11/11/67	Mississippi State	36-0	W	40,871
10/26/68	Miami	31-6	W	44,710
11/8/69	Mississippi State	52-13	W	47,600

DATE	OPPONENT	SCORE	W-L-T	ATT.
10/24/70	LSU	9-17	L	62,392
10/23/71	Clemson	35-13	W	55,000
10/28/72	Florida State	27-14	W	58,122
10/27/73	Houston	7-0	W	58,426
10/26/74	Florida State	38-6	W	58,709
11/8/75	Mississippi State	21-21	T	64,796
10/23/76	Florida State	31-19	W	58,500
11/5/77	Mississippi State	27-13	W	58,000
10/28/78	Wake Forest	21-7	W	52,120
11/10/79	Mississippi State	14-3	W	59,186
11/8/80	Southern Miss	31-0	W	56,800
11/7/81	North Texas State	20-0	W	63,000
11/6/82	Rutgers	30-7	W	58,000
11/5/83	Maryland	35-23	W	75,600
11/10/84	Cincinnati	60-0	W	74,750
11/9/85	East Carolina	35-10	W	65,600
11/8/86	Cincinnati	52-7	W	63,500
10/24/87	Mississippi State	38-7	W	79,900
11/5/88	Southern Miss	38-8	W	73,787
10/28/89	Mississippi State	14-0	W	84,105
11/10/90	Southern Miss	12-13	L	85,214
10/26/91	Mississippi State	17-24	L	82,214
10/24/92	Southwestern Louisiana	25-24	W	74,327
11/6/93	New Mexico State	55-14	W	82,128
11/5/94	East Carolina	38-21	W	84,738
11/4/95	Northeast Louisiana	38-14	W	78,149
11/9/96	Northeast Louisiana	28-24	W	78,309
10/11/97	Louisiana Tech	49-13	W	84,761
11/7/98	Central Florida	10-6	W	80,743
11/6/99	Central Florida	28-10	W	78,804
10/21/00	Louisiana Tech	38-28	W	82,140
10/20/01	Louisiana Tech	48-41 (OT)	W	86,063
11/9/02	Louisiana-Monroe	52-14	W	84,618
11/1/03	Louisiana-Monroe	73-7	W	81,061
10/9/04	Louisiana Tech	52-7	W	77,016
9/24/05	Western Kentucky	37-14	W	80,632
10/21/06	Tulane	38-13	W	79,837
11/3/07	Tennessee Tech	35-3	W	85,754
11/8/08	UT-Martin	37-20	W	85,365
11/7/09	Furman	63-31	W	81,506
11/6/10	Chattanooga	62-24	W	87,451
11/19/11	Samford	35-16	W	85,347
11/3/12	New Mexico State	42-7	W	74,676
10/12/13	Western Carolina	62-3	W	84,171
9/27/14	Louisiana Tech	45-17	W	87,451
10/3/15	San Jose' State	35-21	W	87,451

**LONGEST STREAK** 24 wins (1992-current)

### Auburn Homecoming Opponents

School	No.	School	No.
Mississippi State	16	Louisiana-Lafayette	1
Clemson	10	Loyola	1
Florida	10	Maryland	1
Louisiana Tech	8	Miami (Fla)	1
ULM	4	North Texas	1
Florida State	3	Presbyterian	1
Oglethorpe	3	Rutgers	1
Southern Miss	3	Samford	1
Cincinnati	2	San Jose' State	1
Central Florida	2	Spring Hill	1
Furman	2	TCU	1
New Mexico State	2	Tennessee Tech	1
UT-Chattanooga	1	Tulane	1
East Carolina	1	UT-Martin	1
Erskine	1	Virginia Tech	1
Georgia	1	Wake Forest	1
Houston	1	Western Carolina	1
LSU	1	Western Kentucky	1

# The Deep South's Oldest Rivalry

Auburn and Georgia have met 119 times in the Deep South's oldest rivalry. The two teams first met in 1892 when they played the first college football game in Southern history.

## DEEP SOUTH'S OLDEST RIVALRY

The Auburn-Georgia series is tied with Oregon-Oregon State as the fourth-most played series in the nation (Football Bowl Subdivision). The FBS series with the most games played are listed below:

No	Opponents	Series
125	Minnesota-Wisconsin	UM, 59-58-8
120	Miami (OH)-Cincinnati	MU, 59-54-7
120	North Carolina-Virginia	UNC, 62-54-4
119	Auburn-Georgia	UGA, 56-55-8
119	Oregon-Oregon State	UO, 63-46-10
118	Purdue-Indiana	PU, 72-40-6
118	Stanford-California	SU, 61-46-11

## ROAD-FIELD ADVANTAGE

The Auburn-Georgia series has taken hospitality to a new level. Auburn owns a winning record in Athens (18-13) while Georgia has a winning mark on the Plains (16-11-2). The Tigers have won nine of their last 14 games at Sanford Stadium and Georgia has won on seven of its last 11 trips to Jordan-Hare Stadium.

Former Auburn coach Terry Bowden never beat Georgia in Auburn (0-1-1), but never lost to the Bulldogs in Athens (3-0). Tommy Tuberville had a better road record (3-2) than home record (2-3) against Georgia and Pat Dye had a better record in Athens (4-2) than he did against Georgia in Auburn (3-3).

Even legendary Georgia coach Vince Dooley (1964-88), an Auburn graduate, had better success against the Tigers in Auburn (7-5-1) than he did in Athens (4-8).

## MORE AU-UGA SERIES NOTES

Through 119 meetings, Georgia has outscored Auburn by just 143 points (1,984-1,841) ... In games decided by three points or less, Auburn leads, 8-5-8 ... In games decided by seven points or less, Georgia leads, 24-20-8 ... The 2009 contest was the first time in 19 meetings and just the second time in 33 years that one or both schools were unranked in the Associated Press poll when playing each other ... Both teams were also unranked in 2015 ... The last time that neither team was ranked entering the game was in 1991 ... Auburn has had more individual 150-yard rushing performances against Georgia (10) than any other opponent ... The Tigers had a stretch of at least one rushing touchdown in 20 consecutive games against Georgia, and 31 of the last 32 in the series, snapped in 2009.

## OLD SERIES

World war has been the only thing strong enough to keep Auburn and Georgia from playing football. The two teams did not play in 1943, only because Auburn did not field a team due to World War II. The two teams did not play in 1917 and 1918 because of WWI. With those two exceptions, Auburn and Georgia have played continuously since 1898.

The Auburn-Georgia series (119 games) is older than the Georgia-Georgia Tech series (110 games) and the Auburn-Alabama series (80 games). Auburn and Georgia first played in 1892. They first played their intrastate rivals in 1893.

## CHANGING TIMES

The 2009 Auburn-Georgia game in Athens had a sellout crowd and a gate of more than \$1 million.

Ralph "Shug" Jordan, who was an assistant at Georgia before becoming Auburn's winningest head coach, often used the Auburn-Georgia series, his favorite rivalry, as an example of the growth of college football.

One of his favorite stories was how gate receipts from early Auburn-Georgia games were divided. It involved Auburn's Cliff Hare and Georgia's Charles Herty, their friendship and the relationship between the two schools that brought college football to the Deep South.

"They would come to Dean Hare's house on Gay Street in Auburn after the game in Columbus to divide the money," Jordan said. "They would take the gate receipts out of an old cigar box, spread it on the kitchen table and say, 'a dollar for you and a dollar for us' until the game proceeds were divided equally between the two schools."

Today, it takes a team of accountants in Auburn, Athens and the SEC office in Birmingham weeks to do what two gentlemen, Hare and Herty, used to do in a matter of minutes.

## HONORED FOES

Of Auburn's major rivals whose games were once played at neutral sites, Georgia is the only school to come to Auburn without argument. In fact, both Auburn and Georgia used a home-and-home AU-UGA series as the base for major stadium additions.

Alabama, Tennessee and Georgia Tech all indicated they would drop Auburn rather than play at what was then known as Cliff Hare Stadium.

## UGA 56, AU 49: AN SEC FIRST

The 1996 Auburn-Georgia game, the 100th in the series, was the first SEC game ever to go into overtime. Georgia won 56-49 in four OTs. It was the longest game in SEC history, until the 2001 Arkansas-Ole Miss game that lasted seven overtime periods.

Auburn and Georgia have split two overtime games between the two schools. Georgia claimed the 1996, four-overtime contest, with Auburn claiming a 29-26 overtime victory at Jordan-Hare Stadium in 2000.

## WILLIAMS SETS RECORD IN 2001

In 2001's 24-17 win in Athens, then-freshman Carnell Williams set a new Auburn record when he carried the ball 41 times against Georgia. Williams' 41 carries broke the old record of 38 set by both Stacy Danley (1988) and Bo Jackson (1985). For the game, Williams rushed for 167 yards and two touchdowns and was named the SEC Player of the Week following his performance.

## 100-YARD RUSHERS VERSUS UGA

Since 1970, Auburn has had 26 100-yard rushing performances against Georgia, including two 100-yard rushers in three games (1974, '78, '79). The Tigers have had a 100-yard rusher in seven of the last 15 years. Rudi Johnson gained 152 yards in 2000, Carnell Williams followed with 167 yards in 2001, Ronnie Brown ran for 124 yards in 2002, Williams went for 101 in 2004 and Kenny Irons rushed for 179 yards in 2005. Cam Newton rushed for 151 yards in 2010. Tre Mason ran for 115 yards in a 2013 victory by the Tigers. From 1982-85, Auburn had four straight 100-yard rushers vs. the Bulldogs when the feat was accomplished by Lionel James (1982, 8-111, TD), Bo Jackson (1983, 18-118), Tommie Agee (1984, 9-115) and Jackson (19-121, 2 TD).

## PRAYER IN JORDAN-HARE

In perhaps the most dramatic moment of the series and late in the 2013 matchup at Jordan-Hare Stadium, Auburn wide receiver Ricardo Louis caught a tipped pass from quarterback Nick Marshall on fourth down and raced 73 yards for a touchdown to give the Tigers a 43-38 lead in the final minute of the game. Auburn's defense then withstood a furious drive by Georgia in the final 25 seconds to secure the victory and set the stage for an even more memorable Iron Bowl just two weeks later.



# The Iron Bowl

Auburn-Alabama. Alabama-Auburn. In the heart of Dixie, whichever way you look at it, you live it 365 days a year.

The series between Auburn and Alabama began on Feb. 22, 1893, when the two teams met for the first time at Birmingham's Lakeview Park. An estimated 2,000 fans saw the Auburn Orange and Blue defeat the Alabama Crimson 32-22. Thus, began a rivalry, the nation's fiercest.

Disagreements between the schools started immediately after the game. Alabama includes the loss as the last game of the 1892 season while Auburn puts the victory as the first game of the 1893 season, the first of many disputes that make the rivalry more than just a football game.

The rivalry went on a 41-year hiatus after the teams met for the 12th time in 1907, in what seemed to be a minor dispute involving teams' expenses and officiating. Neither team could agree on how much money each player should be allotted for the trip to Birmingham for the game. A disagreement on what section of the country the officials should come from also existed.

Auburn wanted an expense of \$3.50 per day for its 22 players while Alabama offered just \$3.00 per day for 20 Auburn players. Also, Auburn head coach Mike Donahue wanted a Northerner to officiate the game, while the Alabama coaching staff demanded a Southern man call the game. The small dispute turned into a 41-year drought in the series.

People across the state wanted an end to the dispute, but both schools disregarded the idea of a football game. In 1923, Auburn president Dr. Spright Dowell, said the game should not be played because "football would tend to become the all-the-topic of both institutions." In 1944, the University of Alabama Board of Trustees said the game would "result in an accelerated over-emphasis of football in the state."

It took a resolution by the Alabama House of Representatives to renew the rivalry. In 1947, the House wrote a resolution that encouraged the schools to "make possible the inauguration of a full athletic program between the two schools." On April 22, 1948, Auburn president Dr. Ralph Draughon and Alabama president Dr. John M. Gallalee met to discuss the recommendation. The two met again on May 2 and an agreement was reached. The teams renewed the series on Dec. 4, 1948, at Birmingham's Legion Field. Alabama defeated the Tigers 55-0 to begin the rivalry a second time.

From 1950 to 1963, defense was the key to the game as the losing team never scored more than eight points in a game. Nine shutouts were registered in the 13-year span, with Alabama winning six of those games. Alabama's most prosperous years in the series were 1960-81 as the Tide amassed an 18-4 record against the Tigers. Alabama currently holds a 43-35-1 advantage in the series, mainly due to nine consecutive victories over Auburn from 1973-81. Auburn's longest winning streak against Alabama is six games, 2002-07.

To Auburn people, one of the most incredible Auburn-Alabama games came on Dec. 2, 1972. A few days before the game, Alabama head coach Bear Bryant incited the rivalry when he told reporters that he would rather, "beat that cow college once than beat Texas 10 times." That set the stage as second-ranked Alabama brought a 10-0 record into Legion Field to meet the ninth-ranked

Tigers, who were 8-1.

For the entire game, Bama's defense held the Auburn offense in check. With 5:30 remaining in the game, 16-point favorite Alabama held a seemingly insurmountable 16-3 lead. The Tigers, perhaps fueled by Bryant's remarks, came roaring back for one of the best finishes in history. Auburn's Bill Newton blocked two Alabama punts and David Langer ran both in for touchdowns as Auburn came back to win 17-16. Newton and Langer will forever be remembered for the now famous "Punt Bama Punt" game.

Though Alabama dominated the series through the 60s and 70s, the rivalry reached new heights in the 80s as the average margin of victory was a mere 6.4 points. Some classic battles were waged; two that epitomize the series came in 1985 and 1986. Auburn won the 1986 meeting on a Lawyer Tillman reverse into the endzone with 32 seconds remaining to down Bama 21-17. Alabama won the 1985 game, 25-23, on a 52-yard Van Tiffin field goal as the clock expired.

A historic new page was added to the rivalry in 1989 when Alabama came to Auburn's Jordan-Hare Stadium for the first time. The game was held on Dec. 2, 1989, exactly 17 years after the Tigers' 1972 miracle win over the Tide. Just like the 1972 meeting, Bama came into the game with a 10-0 record and a No. 2 ranking. Before a Jordan-Hare Stadium record crowd of 85,319, Auburn ended Alabama's national title hopes with a monumental 30-20 victory.

The Auburn-Alabama game has been played in five different cities and eight different stadiums, but since the rivalry was renewed in 1948, the game has been played either at Legion Field, Bryant-Denney or Jordan-Hare Stadium.

In 2000, an old chapter in the storied rivalry was re-opened as Auburn returned to Tuscaloosa for the first time since 1901. Rain, sleet and freezing temperatures greeted the Tigers in their first-ever visit to Bryant-Denny Stadium. The Tigers prevailed with a 9-0 victory and not only avenged the Tigers' first-ever loss to the Tide in Auburn the year before, but also clinched the SEC Western Division title and a trip to the SEC Championship game.

From 2002-07, Auburn reeled off a school-record six consecutive victories over Alabama, including a 21-13 victory in 2004 in Tuscaloosa en route to a perfect 13-0 season. The following year, Auburn sacked Alabama quarterbacks a school-record 11 times in a 28-18 win.

In 2010, Alabama raced to a 24-0 first-half lead at Bryant-Denny Stadium before the Tigers rallied for a 28-27 victory. The 24-point deficit marked the biggest comeback in school history and was a defining moment in Auburn's 2010 BCS National Championship season.

In one of the most memorable games in college football history, Auburn recorded a 34-28 victory in 2013 in Jordan-Hare Stadium. The Tigers scored the winning touchdown in dramatic fashion when Chris Davis returned a missed field goal attempt 109 yards (100 officially) down the Auburn sideline for the score. The win propelled the Tigers on to the SEC Championship game. The play would later come to be known as the "Kick Six."

## The ODK-James E. Foy V Sportsmanship Trophy

On July 13, 1948, the two circles of Omicron Delta Kappa national leadership honor society from Alabama and Auburn joined together to sponsor a trophy devoted to sportsmanship between the two universities. The ODK-James E. Foy V Sportsmanship Trophy is a tradition which symbolizes the good relationship which resulted in the renewal of the rivalry between the two schools.

The trophy is awarded to the winner of the football game at the half time of the Auburn-Alabama basketball game on their home court. The trophy remains in their care until the next year's presentation.

In January 1978, the trophy was dedicated to Dean James E. Foy V upon his retirement as the dean of student affairs at Auburn. He began serving in this position in 1950 after serving as assistant dean of students at Alabama.

## Auburn-Alabama Notes

- \* There have been 24 shutouts in the rivalry. The Tide has won 16 of those games.
- \* The most points scored is 55 (UA, 1948 and 2014) in the series renewal. The most combined points is 99 in Alabama's 55-44 win in 2014.
- \* The team leading at halftime has won 70 percent of the time. The game has been tied at the half on nine occasions, with Alabama winning eight of those.
- \* There have been six one-point games, with Auburn winning five: 1949 (AU, 14-13), 1972 (AU, 17-16), 1982 (AU, 23-22), 1996 (UA, 24-23), 1997 (AU, 18-17) and 2010 (AU, 28-27)
- \* 24 of the last 33 meetings have been decided by 10 points or less.
- \* Auburn and Alabama have never had losing records in the same season.

## Auburn-Alabama Records

**MOST RUSHES:** 46 by Derrick Henry, UA (2015)  
AU record: 37 by Rudi Johnson (2000)  
**MOST YARDS RUSHING:** 271 by Derrick Henry, UA (2015)  
AU record: 256 by Bo Jackson, AU (1983)  
**MOST PASS ATTEMPTS:** 55 by Scott Hunter, UA (1969)  
AU record: 43 by Nick Marshall (2014)  
**MOST PASS COMPLETIONS:** 30 by Scott Hunter, UA (1969)  
AU record: 27 by Nick Marshall (2014)  
**MOST YARDS PASSING:** 484 by Scott Hunter, UA (1969)  
AU record: 456 by Nick Marshall (2014)  
**MOST TD PASSES:** 4 by AJ McCarron, UA (2012)  
AU: 3 by Cam Newton (2010); Nick Marshall (2014)  
**MOST RECEPTIONS:** 13 by Amari Cooper, UA (2014)  
AU record: 9 by Terry Beasley (1970)  
**MOST YARDS RECEIVING:** 224 by Amari Cooper, UA (2014)  
AU record: 206 by Sammie Coates (2014)  
**MOST FIELD GOALS:** 5 by Daniel Carlson, AU (2014)  
UA record: 5 by Adam Griffith (2015)  
**LONGEST RUSH:** 85 (TD), Joe Cribbs, AU (1977)  
UA record: 80 (TD) by Benny Nelson (1963)  
**LONGEST PASS:** 99 (TD), AJ McCarron to Amari Cooper, UA (2013)  
AU record: 77 (TD), Jeremy Johnson to Jason Smith (2015)  
**LONGEST PUNT:** 71, Tank Williamson, UA (1991)  
AU record: 67, David Beverly (1970)  
**LONGEST FIELD GOAL:** 52, Van Tiffin, UA (1984 & '85); Al Del Greco, AU (1980)  
**LONGEST KICKOFF RETURN:** 100 (TD), George Ranager, UA (1969); Ray Ogden, UA (1964)  
AU record: 83 (TD), Oterio McCalebb (2011)  
**LONGEST INT RETURN:** 79 (TD), Tommy Lorino, AU (1957); 66 (TD), Jackie Burkett, AU (1957)-- both in same game  
UA record: 61 (TD) by Antonio Langham (1992)  
**LONGEST MISSED FG RETURN:** 100 (TD) (actually 109), Chris Davis, AU (2013)  
UA record: none

# Auburn Athletics Communications

## Auburn Athletics Communications

The Auburn Athletics Communications staff hopes that you will find this publication useful while covering Auburn football during the 2015 season. If you should require further information and/or have any special media requests, please contact the athletics communications office at (334) 844-9800.

Associate AD/Communications	Kirk Sampson
E-Mail	kirk@auburn.edu
Twitter	@AuburnSID
Office Phone	(334) 844-9800
Cell Phone	(334) 750-1385

Asst. AD/Communications/Football	Shelly Poe
E-Mail	slp0019@auburn.edu
Office Phone	(334) 844-9800
Cell Phone	(334) 707-4910

Assistant Director/Football	Taylor Bryan
E-Mail	taylor.bryan@auburn.edu
Twitter	@TaBryan
Office Phone	(334) 844-9800
Cell Phone	(334) 750-3862

Associate Director/Football	Dan Froehlich
E-Mail	froehdp@auburn.edu
Office Phone	(334) 844-9803
Cell Phone	(334) 750-1389

Administrative Assistant	Kathy Harker
E-Mail	harkeka@auburn.edu
Office Phone	(334) 844-9800

Photographer	Wade Rackley
E-Mail	wwr0004@auburn.edu
Twitter	@WWader
Cell Phone	(334) 750-6907

<b>Mailing Address</b>	392 South Donahue Auburn, AL 36849
------------------------	---------------------------------------

Athletics Communications Phone: (334) 844-9800  
Athletics Communications Fax: (334) 844-9807

**AuburnTigers.com**  
**@FootballAU / @AuburnTigers**

## Auburn Athletics Communications Staff



**Kirk Sampson**  
Associate AD  
Communications



**Shelly Poe**  
Assistant AD  
Communications



**Taylor Bryan**  
Assistant Director  
Communications



**Dan Froehlich**  
Associate Director  
Communications



**Chuck Gallina**  
Communications  
Director



**Wes Todd**  
Assistant Director  
Communications



**Cody Voga**  
Assistant Director  
Communications



**Kendra Willard**  
Assistant Director  
Communications



**Wade Rackley**  
Photographer



**Kathy Harker**  
Administrative  
Assistant



**Josh Wetzel**  
Communications  
Assistant

# Auburn Sports Network

## 2016 FOOTBALL RADIO AFFILIATES

Town	Affiliate	Frequency
Abbeville	WESZ-FM	98.7
Alexander City	WKGA-FM	97.5
Andalusia	WAAO-FM	103.7
Anniston	WTDR-FM	92.7
Auburn/Opelika	TBA	
Birmingham	WZRR-FM	99.5
	WAPI-AM	1070
Blackshear, GA	WFNS-AM	1350
Brunswick, GA	WSFN-AM	790
Butler	WHSL-FM	107.7
Centre	WEIS-AM	990
	WEIS-FM	100.1
Columbus, GA	WVRK-FM	102.9
Cullman	WKUL-FM	92.1
Decatur	WHOS-FM	800
Demopolis	WZNJ-FM	106.5
Donalsonville, GA	WSEM-AM	1500
Dothan	WESP-FM	102.5
Eufaula	WYDK-FM	97.9
Evergreen	WPPG-FM	101.1
Flomaton	WPFL-FM	105.1
Foley	WHEP-AM	1310
	WHEP-FM	92.5
Fort Payne	WZOB-AM	1250
Gadsden	WTDR-AM	1350
	WTDR-FM	99.3
Greenville	WQZX-FM	94.3
Guntersville	WTWX-FM	95.9
Hackleburg	WFMH-FM	95.5
Hamilton	WERH-FM	92.1
Hattiesburg, MS	WBKH-AM	950
Huntsville	WQRV-FM	100.3
Mobile	WAVH-FM	106.5
Montgomery	WLWI-FM	92.3
	WMSP-AM	740
Moulton	WALW-FM	98.3
Panama City, FL	WLTG-AM	1430
Pensacola, FL	WTKE-AM	1490
Roanoke/LaGrange	WELR-FM	102.3
Selma	WHBB-AM	1490
Shoals Area	TBA	
Spartanburg, SC	WASC-AM	1530
Thomasville	WJDB-FM	95.5
	WJDB-AM	630
Vernon	WJEC-FM	106.5
	WVSA-AM	1380

Sirius/XM Satellite Radio  
TuneIn App  
Auburn Gameday App  
AuburnTigers.com

# AUBURN

## SPORTS NETWORK



Auburn Sports Properties is owned and operated by FOX Sports, the official worldwide marketer of Auburn University Athletics. Auburn Sports Properties is the exclusive marketer and producer of Auburn sports programming such as radio and television broadcasts, corporate hospitality, in-venue signage, social media integration, promotional activities, and intellectual property rights. Advertisers and marketers with a statewide, regional, or national interest can utilize Auburn Sports Properties as a "one stop shop" for the following:

- Statewide & Regional Radio Network
- Statewide & Regional Television
- Stadium & Arena Signage
- Publications
- Promotional Licensing
- Coaches Endorsements
- Consumer & Event Promotions
- Digital Strategy

The Auburn Sports Network is the radio division of Auburn Sports Properties and provides coverage throughout the state of Alabama and portions of Georgia, Florida, Tennessee, and Mississippi with its almost 50 station radio network. Fans can also hear the broadcasts nationwide and globally via SiriusXM Satellite Radio, Auburn's exclusive TuneIn radio channel and online at [www.AuburnTigers.com](http://www.AuburnTigers.com).



**Chris Davis**  
Vice President and GM



**Rod Bramblett**  
Play-by-Play



**Stan White**  
Color Analyst



**Paul Ellen**  
Pre and Postgame Host



**Andy Burcham**  
Locker Room Host



**Brad Law**  
Producer



**Patrick Tisdale**  
Engineer



**Gene Dulaney**  
Spotter/Stats



**Rich Perkins**  
Asst. Engineer



**Caleb Swann**  
Director,  
Partnership Development



**Ben Harling**  
Director,  
Partnership Development



**Taylor Mounts**  
Manager,  
Partnership Development



**Claire Bryan**  
Manager,  
Partner Services



**Riley Montgomery**  
Manager,  
Partner Services

# Index

All-Time Teams/Decade Teams .....	267-272	Team Scoring Records .....	115-116
Athletics Administration .....	64	Team Single-Season Records .....	114
Athletics Communications .....	329	Two-Point Conversions .....	145
Assistant Coaches, All-Time .....	231	Year-By-Year Leaders .....	147-152
Aubie .....	11	Year-By-Year Team Statistics .....	153-156
Auburn Sports Network .....	330	Yearly Records .....	174
Auburn Symbols .....	12	SEC Championship Game Records .....	276-277
Awards & Spring Awards .....	260-266	SEC Championship Game Recaps .....	273-275
Bowl Games		Superlatives vs. SEC Opponents .....	321-325
Game Summaries .....	288-307	Televised Games .....	197-202
History & Results .....	278-279	2015 Review	
Individual Career Bowl Stats .....	283-287	Final Stats .....	65-67
Records .....	280-282	Game Reviews .....	76-82
Coaching Records, All-Time .....	230	Game-By-Game/Lineups .....	69
Collegiate All-Star Games .....	258-259	Individual Game-By-Game .....	70-71
Deep South's Oldest Rivalry .....	327	Miscellaneous Stats .....	75
Fable of War Eagle .....	10	Player Participation .....	72
Football Facilities .....	5	Plays of 20+ Yards .....	74-75
Games by Date .....	184-195	Scoring Drives .....	68
Hall of Fame		Superlatives .....	73
National Football Foundation .....	257	2016 Season	
Homecoming History .....	326	Alphabetical Roster/Numerical Roster .....	13-14
Honors		Assistant Coaches .....	52-60
All-Americans .....	240-248	Football Support Staff .....	61-63
Honor Roll .....	249-256	Head Coach Gus Malzahn .....	50-51
National Award Winners .....	232-239	Player Bios .....	15-49
Iron Bowl .....	328	Pronunciation Guide .....	13
Jordan-Hare Stadium .....	2-4	Opponents Directory .....	320
Jordan-Hare Stadium, Night Game Results .....	196	Uniquely Auburn .....	6-9
Lettermen, All-Time .....	205-215		
Lettermen, by Hometown .....	216-228		
National Football League			
Draft Picks .....	311-313		
Honors .....	314-315		
Roster (In the Pros) .....	308-310		
Team by Team .....	315-319		
Records			
Attendance .....	2		
Career Leaders .....	90-96		
Career Statistical Leaders .....	97-106		
Defensive Touchdowns .....	143-144		
Individual Game Highs .....	123-131		
Individual Game Highs, by Date .....	132-139		
Individual Records .....	83-86		
Longest Drives (1970-2011) .....	142		
Longest Plays .....	140-141		
Miscellaneous Records .....	203		
Overtime History/Records .....	144		
Quarterback Debuts/Records .....	146		
Record vs. Football Bowl Subdivision .....	176		
Records vs. All Opponents .....	175		
Results, All-Time .....	158-173		
Results vs. Opponents, All-Time .....	177-183		
SEC Statistical Leaders .....	157		
Single-Game Records .....	117-119		
Single-Season Leaders .....	107-113		
Special Teams Touchdowns/Safeties .....	143-144		
Streaks .....	204		
Team Captains .....	229		
Team Records .....	87-89		