



Table of Contents



AUBURN 2011 BCS NATIONAL CHAMPIONSHIP GAME MEDIA GUIDE

Table of Contents, Quick Facts1
 Media Information2
Noting the Tigers.....3-18
 Noting the Tigers4-11
 Honors and Awards12
 Career and Single-Season Record Updates13-18
2010 Tigers.....19-76
 Numerical/Alphabetical Roster20-21
 Depth Chart22
 Bios23-76
Coaching Staff77-94
 Gene Chizik78-80
 Assistant Coaches81-89
 Support Staff.....90-94
2010 Season in Review95-114
 2010 Game Reviews96-102
 2010 Final Statistics.....103-105
 2010 Scoring Summaries/Starting Lineups106
 2010 Team Game-By-Game Statistics107
 2010 Individual Game-By-Game Statistics108-109
 2010 Player Participation110
 2010 Superlatives111
 2010 Plays of 20+ Yards112
 Last Time113-114
The Southeastern Conference115-118
 2010 SEC Final Standings116
 2010 SEC Team Statistics117
 2010 SEC Individual Statistics.....118
Auburn Bowl History119-146
 Auburn Bowl History120-121
 Auburn Bowl Records122-124
 Auburn Individual Bowl Statistics125-128
 Auburn Bowl Recaps129-146
Auburn University147-152
 Auburn University.....148-149
 Dr. Jay Gogue.....150
 Jay Jacobs150
 Athletic Administration151
 2010-11 Bowl Schedule152



2010 QUICK FACTS

General Information

Location Auburn, Ala.
Founded1856
Enrollment24,602
PresidentDr. Jay Gogue
Athletic DirectorJay Jacobs
Faculty RepresentativeMary Boudreaux
NicknameTigers
ColorsBurnt Orange and Navy Blue (PMS 158 and 289)
StadiumJordan-Hare Stadium (87,451)
Playing SurfaceNatural Grass
ConferenceSoutheastern (Western Division)
First Year of Football1892
All-Time Record702-400-47 (.631)

Football Staff

Head CoachGene Chizik
Tight Ends/Special TeamsJay Boulware
Offensive LineJeff Grimes
CornerbacksPhillip Lolley
Running Backs/Recruiting CoordinatorCurtis Luper
Offensive Coordinator/QuarterbacksGus Malzahn
Defensive LineTracy Rocker
Defensive Coordinator/LinebackersTed Roof
Assistant Head Coach/Wide ReceiversTrooper Taylor
SafetiesTommy Thigpen

2010 RESULTS

13-0 Overall, 8-0 Home, 4-0 Away, 1-0 Neutral, 8-0 SEC

Sept. 4	ARKANSAS STATEW, 52-26
Sept. 9	at Mississippi StateW, 17-14
Sept. 18	CLEMSONW, 27-24 [OT]
Sept. 25	#12/15 SOUTH CAROLINAW, 35-27
Oct. 2	ULMW, 52-3
Oct. 9	at KentuckyW, 37-34
Oct. 16	#12/13/13 ARKANSASW, 65-43
Oct. 23	#6/6/6 LSUW, 24-17
Oct. 30	at Ole MissW, 51-31
Nov. 6	CHATTANOOGAW, 62-24
Nov. 13	GEORGIAW, 49-31
Nov. 26	at #9/11/11 AlabamaW, 28-27
Dec. 4	vs. #18/16/17 South CarolinaW, 56-17
Jan. 10	vs. #2/1/2 Oregon7:30 pm CT

2011 TOSTITOS BCS NATIONAL CHAMPIONSHIP GAME BOWL GUIDE

Credits

The 2011 Auburn Bowl Guide is published by the Auburn Media Relations Office, a division of the Auburn Athletic Department.

The guide was edited and produced by Brad Gust, Bob Grant and Kirk Sampson.

Photography was provided by Todd Van Emst and John Reed.

Cover artwork was provided by Tyler Trout.

The guide was printed by Craftmaster Printers, Auburn, Ala.



Media Information



Kirk Sampson



Chuck Gallina



Brad Gust



Bob Grant



Todd Van Emst



Steve Sain



Kathy Harker

MEDIA INFORMATION

Auburn Media Relations at the BCS National Championship

Kirk Sampson, Brad Gust, Bob Grant and Todd Van Emst will arrive in Glendale on Jan. 3. They will stay at the team hotel, the Scottsdale Plaza Resort. The phone number is (480) 948-5000. Chuck Gallina will be arriving on Jan. 9.

Auburn Team Headquarters

Scottsdale Plaza Resort
7200 N. Scottsdale Rd.
Scottsdale, AZ 85253
(480) 948-5000

Media Headquarters

JW Marriott Camelback Inn Resort
5402 E. Lincoln Dr.
Scottsdale, AZ 85253
(480) 948-1700



Auburn Media Relations

Email

Kirk Sampson, Asst. AD/Media Relationssampska@auburn.edu
Cell phone - (334) 750-1385	
Chuck Gallina, Sports Information Directorgallica@auburn.edu
Cell phone - (334) 750-1386	
Brad Gust, Associate Directorgustbra@auburn.edu
Cell phone - (334) 750-1030	
Bob Grant, Assistant Directorgrantrs@auburn.edu
Cell phone - (334) 740-0934	
Todd Van Emst, Staff Photographervanemjt@auburn.edu
Cell phone - (334) 740-1380	
Steve Sain, Video Contactsainste@auburn.edu
Cell phone - (334) 750-1388	
Kathy Harker, Administrative Assistantharkeka@auburn.edu

BOWL MEDIA ITINERARY

(all times Mountain)

(Note: All press conferences at JW Marriott Camelback Inn Resort unless otherwise noted)

January 3, 2011

Auburn Arrival Press Conference @ Sky Harbor Airport
Time TBD
Media Headquarters opens at JW Marriott Camelback Inn Resort
Credential pickup

January 4, 2011

Oregon Arrival Press Conference @ Sky Harbor Airport
Time TBD

January 5, 2011

Coordinator/Selected Player Press Conferences
8:30 a.m. - Auburn OC Gus Malzahn and five offensive players
9:30 a.m. - Oregon DC Nick Aliotti and five defensive players

January 6, 2011

Coordinator/Selected Player Press Conferences
8:30 a.m. - Auburn DC Ted Roof and five defensive players
9:30 a.m. - Oregon OC Mark Helfrich and five offensive players

January 7, 2011

Media Day - Head coaches and entire teams in jerseys
8:30-9:30 a.m. - Auburn
10-11 a.m. - Oregon
11:15 a.m. - 12 p.m. - ESPN Media Briefing

January 8, 2011

Final player availability at team practice sites

January 9, 2011


Head Coach Press Conferences (TBD depending on NFL Wildcard)
8:30 or 11 a.m. - Auburn head coach Gene Chizik
8:55 or 11:25 a.m. - Photo opportunity (head coaches and trophy)
9 or 11:30 a.m. - Oregon head coach Chip Kelly

January 10, 2011

• **BCS NATIONAL CHAMPIONSHIP - 6:30 p.m.** •

January 11, 2011

Head Coach Press Conference
9 a.m. - Head coach from championship team



NOTING THE TIGERS



Bowl Notes



TOSTITOS BCS NATIONAL CHAMPIONSHIP GAME

Auburn (13-0, 8-0 SEC)
VS.
Oregon (12-0, 9-0 Pac-10)

January 10, 2011 • 7:30 p.m. CT
University of Phoenix Stadium (73,000)
Glendale, Ariz.

Quick Facts

COACHES

Gene Chizik (Florida, 1985)
Auburn Record21-5 (2nd year)
vs. OregonFirst meeting
Overall Record26-24 (4th year)
vs. OregonFirst meeting

Chip Kelly (New Hampshire, 1990)
Oregon Record 22-3 (2nd year)
vs. AuburnFirst meeting
Overall Record22-3 (2nd year)
vs. AuburnFirst meeting

SERIES HISTORY

First meeting

RANKINGS

Auburn1 BCS/1 AP/2 USA Today/1 Harris
Oregon2 BCS/2 AP/1 USA Today/2 Harris

TELEVISION - ESPN/ESPN3D

Play-by-play.....Brent Musburger (ESPN)
Analyst.....Kirk Herbstreit (ESPN)
Sidelines.....Erin Andrews, Tom Rinaldi (ESPN)

Play-by-playJoe Tessitore (ESPN3D)
AnalystsTim Brown, Todd Blackledge (ESPN3D)
Sidelines.....Wendi Nix (ESPN3D)

RADIO

The Auburn ISP Sports Network provides radio coverage to over 50 stations that cover the Southeast. Rod Bramblett (play-by-play), Stan White (color), Quentin Riggins (side-line), Paul Ellen (studio), Andy Burcham (locker room) and Brad Law (SEC Report) provide gameday analysis.

SATELLITE RADIOSirius 120/XM 140

ESPN Radio

Play-by-play.....Mike Tirico
AnalystJon Gruden
Sidelines.....Joe Schad

INTERNET

Live video.....www.espn3.com
Live audio & statswww.auburntigers.com

THE GAME

Auburn and Oregon meet for the first time with the BCS National Championship on the line. Both teams enter the game with unblemished records and ranked No. 1 or 2 in every poll. The Tigers will be looking for their second national title, having won the 1957 National Championship.

AUBURN'S BOWL HISTORY

This season's bowl appearance marks the 36th time that the Tigers have played in a bowl game, which is the 16th-highest total of any school. Auburn has a 20-13-2 (.600) record in its previous 35 bowl games, and has played in a bowl game in 22 of the last 29 years.

Since the 1974 Gator Bowl, Auburn is 15-6-1 (.705) in bowl games, winning four consecutive from 1974-84 ('74 Gator, '82 Tangerine, '83 Sugar, '84 Liberty) and three straight from 2003-05 ('03 Capital One, '03 Music City, '05 Sugar). The Tigers have also won their last three bowl games, defeating Nebraska, 17-14, in the 2007 AT&T Cotton Bowl Classic, Clemson, 23-20 in overtime, in the 2007 Chick-fil-A Bowl, and Northwestern, 38-35 in overtime, in the 2010 Outback Bowl.

TIGERS' BOWL NOTABLES

Auburn will be playing in its second BCS bowl game since the inception of the BCS in 1998. The Tigers beat Virginia Tech in the 2005 Sugar Bowl ... Auburn is 16th in the NCAA all-time in bowl appearances (36) and 13th all-time in bowl victories (20) ... Among schools with 10 or more previous bowl appearances, Auburn's winning percentage of .600 ranks eighth ... The Tigers are 12-3-2 in bowl games when scoring first ... Auburn is 14-2 in bowl games when scoring 20 or more points ... Auburn has been held to fewer than 20 points in five of its last eight bowl games, but is 3-2 in those five contests ... Auburn has never been shut out in a bowl game ... The Tigers have worn blue jerseys in 13 of their last 16 bowl games, going 7-5-1 in those 13 games.

CHIZIK IN BOWL GAMES

The BCS National Championship Game will be Gene Chizik's second bowl game as a head coach. Last season he became the first Auburn first-year head coach to lead the Tigers to a bowl game, beating Northwestern, 38-35 in overtime, in the Outback Bowl.

As an assistant coach, Chizik was part of six coaching staffs that coached bowl games, posting a perfect 6-0 record in those games (Texas: 2006 Rose; Auburn: 2005 Sugar, 2003 Music City, 2003 Capital One; Clemson: 1989 Gator, 1988 Citrus). His only losing experience in a bowl game was as a player at Florida in 1981 when the Gators lost the Peach Bowl to West Virginia.

ON THIS DATE

Auburn has never before played on Jan. 10. In fact, the Tigers have only played two games at a later date in the academic calendar than the BCS National Championship Game. Auburn's first ever game was played on Feb. 20, 1892 - a 10-0 win over Georgia in Atlanta - and the following year, the Tigers played Alabama in Birmingham on Feb. 22, winning 32-22.

IN JANUARY

Auburn is 10-8-2 (.550) all-time in the month of January, and has won its last two. Auburn defeated Northwestern, 38-35 in overtime, on Jan. 1, 2010 in the Outback Bowl, and earned a 17-14 victory over Nebraska in the 2007 AT&T Cotton Bowl Classic, also on Jan. 1.

AGAINST THE PAC-10

Auburn has only played eight games in its history against schools currently in the Pac-10 Conference, owning a 5-3 record. Auburn's last game against a Pac-10 team was a 40-14 victory over Washington State in the 2006 season opener. The Tigers are 2-1 against Arizona, 1-0 against Oregon State and 1-2 against USC. Two of the games against Pac-10 schools were in bowl games, with Auburn winning both times.

Bowl Games vs. Pac-10 Schools

1968 Sun	Arizona	W, 34-10
1986 Citrus	USC	W, 16-7

AUBURN (13-0, 8-0 SEC)

Date	Opponent	Score/Time
Sept. 4	ARKANSAS STATE [FSN]	W, 52-26
Sept. 9	at Mississippi State [ESPN]	W, 17-14
Sept. 18	CLEMSON [ESPN/3D]	W, 27-24 [OT]
Sept. 25	#12/15 S. CAROLINA [ESPN/3D]	W, 35-27
Oct. 2	ULM [ESPNU]	W, 52-3
Oct. 9	at Kentucky [ESPN2]	W, 37-34
Oct. 16	#12/13/13 ARKANSAS [CBS]	W, 65-43
Oct. 23	#6/6/6 LSU [CBS]	W, 24-17
Oct. 30	at Ole Miss [ESPN2]	W, 51-31
Nov. 6	CHATTANOOGA (HC) [PPV]	W, 62-24
Nov. 13	GEORGIA [CBS]	W, 49-31
Nov. 26	at #9/11/11 Alabama [CBS]	W, 28-27
Dec. 4	vs. #18/16/17 South Carolina [CBS]	W, 56-17
Jan. 10	vs. #2/1/2 Oregon [ESPN]	7:30 pm CT

OREGON (12-0, 9-0 PAC-10)

Date	Opponent	Score/Time
Sept. 4	NEW MEXICO [OSN]	W, 72-0
Sept. 11	at Tennessee [ESPN2]	W, 48-13
Sept. 18	PORTLAND STATE [OSN]	W, 69-0
Sept. 25	at Arizona State [FSN]	W, 42-31
Oct. 2	#9/13 STANFORD [ABC/ESPN2]	W, 52-31
Oct. 9	at Washington State	W, 43-23
Oct. 21	UCLA [ESPN]	W, 60-13
Oct. 30	at #24/NR/NR USC [ABC]	W, 53-32
Nov. 6	WASHINGTON [ABC]	W, 53-16
Nov. 13	at Cal [Versus]	W, 15-13
Nov. 26	#20/20/21 ARIZONA [ESPN]	W, 48-29
Dec. 4	at Oregon State [ABC]	W, 37-20
Jan. 10	vs. #1/2/1 Auburn [ESPN]	7:30 pm CT



Bowl Notes



OREGON QUICK HITTERS

Oregon will be playing in its second straight BCS Bowl ... The Ducks are the first Pac-10 team to go undefeated in conference play since the league went to a nine-game conference schedule in 2006 ... Oregon has led every game this season heading into the fourth quarter ... The Ducks lead the nation in scoring offense (49.3), rank second in total offense (537.5) and fourth in rushing offense (303.8) ... Heisman Trophy finalist LaMichael James leads the nation in rushing, averaging 152.9 yards per game and has a nation-best 21 rushing touchdowns ... Oregon is seventh nationally in turnover margin at +13, and has intercepted 20 passes ... The Ducks are 14th nationally in scoring defense (18.4) and have the eighth-most tackles for loss (7.5 per game) ... Oregon leads the nation in punt returns, while individually, Cliff Harris ranks second averaging 19.5 yards per return with four touchdowns.

AUBURN-OREGON COACHING TIES

- ▶ Oregon defensive line coach Jerry Azzinaro served as the defensive coordinator at Duke from 2002-04, while Auburn defensive coordinator Ted Roof was the Blue Devils' head coach. The two also worked together at UMass in 1994.
- ▶ Oregon offensive coordinator Mark Helfrich held that position at Colorado in 2007-08 while Auburn offensive line coach Jeff Grimes coached the Buffaloes' line. The two also worked together in 2000 at Boise State and from 2001-03 at Arizona State.
- ▶ Oregon special teams coordinator/tight ends coach Tom Osborne also coached with Grimes at Arizona State from 2001-03, serving as assistant head coach as well as special teams coordinator/tight ends coach.

ASSISTANTS IN BOWLS

Auburn's post-season appearance will mark at least the fifth bowl appearance as a player or coach for each Auburn assistant coach. Running backs coach Curtis Luper and defensive line coach Tracy Rocker lead the way with 11 bowl games each, while cornerbacks coach Phillip Lolley and defensive coordinator Ted Roof will be going to their 10th bowl. Rocker leads the way in bowl games as a player with four during his stint at Auburn, while Luper played in three.

Coach	Appearances
Curtis Luper (Running Backs)	11th
Tracy Rocker (Defensive Line)	11th
Phillip Lolley (Cornerbacks)	10th
Ted Roof (Def. Coordinator/Linebackers)	10th
Trooper Taylor (Wide Receivers)	9th
Jeff Grimes (Offensive Line)	8th
Jay Boulware (Tight Ends/Special Teams)	7th
Gus Malzahn (Off. Coordinator/QBs)	7th
Tommy Thigpen (Safeties)	5th

TIGERS VS. NO. 2-RANKED TEAMS

Auburn has an all-time record of 3-9 against teams ranked No. 2 in the Associated Press poll. The Tigers are 3-2 when they are ranked and playing the No. 2 team, and 0-7 when unranked and playing the No. 2 team. The last time Auburn played a No. 2-ranked team was last year's 26-21 loss to Alabama in Jordan-Hare Stadium. Prior to that, the No. 11 Tigers beat No. 2 Florida, 27-17, in 2006. Auburn's other wins over No. 2-ranked teams are a 30-20 victory over Alabama in 1989 in the first Iron Bowl played in Auburn, and a 17-16 win over the Tide in the 1972 "Punt Bama Punt" game.

IN THE BCS AND POLLS

Auburn is currently ranked No. 1 in the BCS standings, the Associated Press poll and the Harris Interactive poll, and No. 2 in the USA Today poll. The Tigers' tough schedule helped Auburn shine in the computer rankings used by the BCS, as all six computers had Auburn No. 1. Auburn also held the top spot in the initial BCS rankings on Oct. 24, marking the first time Auburn had ever been the BCS No. 1-ranked team since its inception in 1998. The Tigers' No. 1 rank by the Associated Press is a first for Auburn since a two-week period early in the 1985 season.

BEATING THE BEST

Auburn is the only team that beat six teams ranked in the final regular season Associated Press Top 25 poll (No. 8 Arkansas, No. 11 LSU, No. 15 Alabama, No. 19 South Carolina twice, No. 21 Mississippi State). Arkansas, whom Auburn beat on Oct. 16, defeated four currently ranked teams. No other team beat more than three other teams ranked in the final AP top 25.

WINS VS. RANKED TEAMS

Auburn has won five games this season against teams that were nationally ranked at the time of the game, beating then-No. 6 LSU, No. 9 Alabama, No. 12 Arkansas, No. 12 South Carolina and No. 19 South Carolina (SEC Championship Game). It marks the first time Auburn has beaten five ranked teams in the same season since the 2004 team also beat five during a 13-0 season.

AWASH IN AWARDS

Auburn has had a record-setting season in terms of hardware won by individual players and coaches this season. Junior quarterback Cam Newton took home the biggest prize, joining Pat Sullivan (1971) and Bo Jackson (1985) as Auburn's Heisman Trophy winners, and also won the Maxwell Award, Walter Camp Player of the Year Award and the Davey O'Brien Award. Junior defensive tackle Nick Fairley joined his defensive line coach, Tracy Rocker, as Tigers to have won the Lombardi Award. Head coach Gene Chizik was named the Home Depot National Coach of the Year, while offensive coordinator Gus Malzahn won the Broyles Award as the nation's top assistant coach. In addition, Newton, Fairley and senior offensive tackle Lee Ziemba have been named to multiple All-America teams.

STATISTICAL COMPARISON

AUBURN VS. OREGON

	AU	UO
Points Scored	42.7	49.3
First Downs	24.3	26.8
Total Offense	497.7	537.5
Rushing Yards	287.2	303.8
Passing Yards	210.5	233.7
Time of Possession	29:01	27:58
3rd Down Pct.	53.1%	45.9%
Points Allowed	24.5	18.4
Yards Allowed	362.2	331.6
Rushing Yards Allowed	111.7	117.6
Passing Yards Allowed	250.5	214.0

STATISTICAL LEADERS

RUSHING YARDS

AUBURN	OREGON
Cam Newton1409	LaMichael James.....1682
Michael Dyer950	Kenjon Barner.....519
Onterio McCalebb ..763	Darron Thomas492
Mario Fannin395	Remene Alston356

PASSING YARDS

AUBURN	OREGON
Cam Newton2589	Darron Thomas2518
Barrett Trotter64	Nate Costa286

RECEPTIONS

AUBURN	OREGON
Darvin Adams48	Jeff Maehl.....68
Terrell Zachery37	D.J. Davis36
Emory Blake29	Lavasier Tuinei33
Mario Fannin16	David Paulson21

POINTS SCORED

AUBURN	OREGON
Cam Newton126	LaMichael James.....132
Wes Byrum115	Rob Beard92
Onterio McCalebb60	Jeff Maehl.....72

TACKLES

AUBURN	OREGON
Josh Bynes71	Casey Matthews73
Zac Etheridge66	Spencer Paysinger.....68
Neiko Thorpe62	Talmadge Jackson.....67
Craig Stevens57	John Boyett67

INTERCEPTIONS

AUBURN	OREGON
Josh Bynes3	Cliff Harris.....5
Two tied with2	John Boyett5

SACKS

AUBURN	OREGON
Nick Fairley10.5	Kenny Rowe6.0
Antoine Carter4.5	Four tied with3.0



Bowl Notes



AUBURN IN 2010 BY THE NUMBERS

CATEGORY	2009
Record	13-0
SEC	8-0
West	5-0
East	3-0
Non-Conference	5-0
Home	8-0
Away	4-0
Neutral	1-0
Day	8-0
Night (6 p.m. or later)	5-0
TV Games	12-0
CBS	5-0
ESPN	3-0
ESPN2	2-0
ESPNU	1-0
ESPN 3D	2-0
FSN	1-0
SEC Network	0-0
Scoring First	7-0
Opponent Scoring First	6-0
Leading at Half	8-0
Trailing at Half	3-0
Tied at Half	2-0
Leading after Third	10-0
Trailing after Third	2-0
Tied after Third	1-0
Overtime Games	1-0
Scoring fewer than 20 pts.	1-0
Scoring 20+ points	12-0
Scoring 30+ points	9-0
Allowing fewer than 20 pts.	4-0
Allowing 20+ points	9-0
Allowing 30+ points	4-0
Rushing for less than 100 yds.	0-0
Rushing for 100+ yds.	13-0
Rushing for 200+ yds.	11-0
Passing for 200+ yds.	8-0
Passing for 300+ yds.	2-0
Totaling less than 300 yds.	0-0
300+ yds. of total offense	13-0
400+ yds. of total offense	11-0
Allowing less than 100 yds. rushing	5-0
Allowing less than 300 yds. total off.	3-0
Allowing 300+ yds. total offense	10-0
Having 100-yd. rusher	7-0
Opp. have 100-yd. rusher	2-0
No turnovers	2-0
Fewer than 3 turnovers	13-0
3 or more turnovers	0-0
No takeaways	4-0
Fewer than 3 takeaways	10-0
3 or more takeaways	3-0
More than 30:00 of possession	7-0
Less than 30:00 of possession	6-0

SEC CHAMPS

Auburn won its seventh all-time SEC title and second SEC Championship Game with a 56-17 victory over South Carolina Dec. 4. The Tigers last won the SEC in 2004, and also claimed titles in 1957, 1983, 1987, 1988 and 1989. Auburn's victory over Georgia on Nov. 13 clinched the SEC West title for the Tigers, who played in their fourth SEC Championship game (1997, 2000, 2004, 2010). The Tigers have now won or shared the SEC West title seven times since 1997, and won their third outright title this season (2000, 2004, 2010).

13 WINS IS TIED FOR MOST IN HISTORY

Auburn's 13-0 record marks just the second time the Tigers have won this many games in a season, and only the second season with more than 11 victories. Auburn finished the 2004 season with a 13-0 record. Auburn has also extended its winning streak to 14 games, which is the longest since Auburn won 15 in a row from 2003-04 and the fifth longest winning streak in school history.

TWO-SEASON COMPARISON

Below is a statistical comparison of Auburn's two Gene Chizik-coached teams.

Category	2009	2010
Record	8-5	13-0
Points Scored	33.3	42.7
First Downs	20.5	24.3
Total Offense	431.8	497.7
Rushing Yards	212.0	287.2
Passing Yards	219.8	210.5
Time of Possession	28:04	29:01
3rd Down Conversion Pct.	.401	.531
Points Allowed	27.5	24.5
Yards Allowed	374.1	362.2
Rushing Yards Allowed	156.1	111.7
Passing Yards Allowed	218.0	250.5

CARDIAC KIDS

Auburn has won six games this season by single digits, including four games that were decided by just three points or less. The last time Auburn won three games by three of fewer points in the same season was 1960, when the Tigers won three games by three points and one by two points en route to an 8-2 season.

COMEBACK KIDS

Auburn has trailed in eight of its 13 victories this season and overcame double-digit deficits to beat Clemson, South Carolina, Georgia and Alabama. The Tigers trailed Clemson 17-0 in the second quarter Sept. 18 before winning 27-24 in overtime, trailed the Gamecocks 20-7 in the second period Sept. 25 before rallying for a 35-27 victory, and trailed Georgia 21-7 into the second quarter on Nov. 13 before coming back to win 49-31.

Auburn staged its greatest comeback in the regular season finale against Alabama, rallying from a 24-0 second quarter deficit to win 28-27. It marked the largest deficit overcome in a victory in school history.

This season marks the first time that Auburn has had four wins in the same season while overcoming double digit deficits. There were only two prior known occurrences when Auburn rallied from double digit deficits twice in one season. In 1997, Auburn overcame 11-point deficits to beat both Alabama in the Iron Bowl and Clemson in the Peach Bowl. In 1972, Auburn trailed Georgia Tech by 14 and Alabama by 16 in the 'Punt Bama Punt' game before winning both contests.

The victory over Clemson had marked the first time that Auburn overcame a deficit of at least 17 points to win since Sept. 28, 2002, when the Tigers trailed Syracuse 17-0 at Jordan-Hare Stadium before coming back to win 37-34 in three overtimes. It was just Auburn's fourth 17-point deficit overcome in a victory since 1970.

Year	Opponent	Trailed (Qtr)	Final
2010	Clemson	0-17 (2nd)	27-24 (OT)
2010	South Carolina	7-20 (2nd)	35-27
1997	Alabama	6-17 (3rd)	18-17
1997	Clemson	6-17 (3rd)	21-17
1972	Georgia Tech	0-14 (2nd)	24-14
1972	Alabama	0-16 (4th)	17-16

NO QUIT UNDER CHIZIK

Under Gene Chizik, Auburn is 5-2 when trailing by 10 or more points in a game, with wins this season against Clemson, South Carolina, Georgia and Alabama and a victory over West Virginia last year. Prior to Chizik's arrival, Auburn was 4-44 during a 14-year span from 1995-2008 when trailing by 10 or more points.

NEWTON GOING FOR HISTORY

Cam Newton has a chance to become the 14th player to win the Heisman Trophy and a national championship in the same season. It's happened five times since 1993, including Alabama's Mark Ingram last season, but just once — Pitt's Tony Dorsett in 1976 — in the previous 54 years.

PILING UP THE TOUCHDOWNS

Junior quarterback Cam Newton is one of just three players in NCAA FBS history to run for 20 touchdowns and throw for 20 touchdowns in a single season, joining Florida's Tim Tebow in 2007 and Nevada's Colin Kaepernick this season. Newton has accounted for 49 touchdowns this season, which is the most of anyone in the nation. He has thrown for 28, rushed for 20 and caught one. Of the 119 other Football Bowl Subdivision schools, 91 of them (76.5 percent) have not scored 49 touchdowns this season as a team.

Newton's 49 TDs scored and passed for is nearly double the previous Auburn record of 26 held by Pat Sullivan (1970). It also ranks second best in SEC history. He broke both the Auburn single-season rushing touchdown record and the school single-season passing touchdown record in the same game against Alabama Nov. 26.



Bowl Notes



MAKING HISTORY

On Nov. 13 against Georgia, Cam Newton became the first player in SEC history to throw for 2,000 yards and rush for 1,000 yards in a season. His achievement had previously been accomplished by just seven quarterbacks in NCAA history entering this season, including just three from BCS conference schools. Michigan's Denard Robinson also joined the club on Nov. 20. Of the eight other quarterbacks to reach the milestone, only Robinson and UAB's Joe Webb last season rushed for more yards than Newton has this season. The list of quarterbacks who have achieved the 2,000/1,000 milestone follows:

QB	School	Year	Pass	Rush
Cam Newton	Auburn	2010	2,589	1,409
Denard Robinson	Michigan	2010	2,316	1,643
Colin Kaepernick	Nevada	2010	2,830	1,184
Dwight Dasher	Middle Tenn.	2009	2,789	1,154
Colin Kaepernick	Nevada	2009	2,052	1,183
Joe Webb	UAB	2009	2,299	1,427
Colin Kaepernick	Nevada	2008	2,849	1,130
Joe Webb	UAB	2008	2,367	1,021
Dan LeFevour	Central Mich.	2007	3,652	1,122
Brad Smith	Missouri	2005	2,304	1,301
Vince Young	Texas	2005	3,036	1,050
Brad Smith	Missouri	2002	2,333	1,029
Woodrow Dantzler	Clemson	2001	2,360	1,004

AIRING IT OUT

Cam Newton leads the nation in passing efficiency with a rating of 188.16, which is ahead of the current NCAA record for passing efficiency in a single season (186.0 by Hawaii's Colt Brennan in 2006). Newton has been particularly effective through the air in his last five games, completing 75-of-108 passes (69.4 percent) for 1225 yards, 15 touchdowns and just one interception for an efficiency rating of 208.70. He currently has his second streak of at least two TD passes in at least five straight games, as earlier this year he became the first quarterback in school history to throw at least two touchdown passes in each of the first five games of a season. He now has an Auburn single-season record 28 touchdown passes this year.

Newton, who has accounted for at least four TDs in eight different games this season, also leads the SEC and ranks 10th nationally in total offense (307.5), ranks sixth in the SEC in all-purpose yards (111.6), has caught two passes for 42 yards and a touchdown and even punted once for 22 yards.

SCOOTIN' NEWTON

Cam Newton leads the SEC and ranks 15th nationally (second among quarterbacks) in rushing, averaging 108.4 yards per game, and is tied for second in the nation with 20 rushing touchdowns. He is the only player in the country with five games of 170+ rushing yards this season.

Newton's numbers were even better in SEC games, as he averaged 135.5 yards per game and had 15 rushing touchdowns - both league bests. He averaged more yards rushing in SEC games

than five other entire SEC teams. Newton is the first player in school history to rush for three or more touchdowns in three consecutive SEC games, and the second player in school history to rush for three or more touchdowns in back-to-back games, joining Joe Cribbs (1979).

It took Newton just eight games to break the SEC's single-season rushing record by a quarterback of 1,006 yards, and he now has 1,409 yards. With one game left, Newton ranks third on Auburn's single-season rushing chart.

Newton, who has 211 more yards rushing than anyone else in the SEC, also has a chance to become the first quarterback to lead the SEC in rushing since Auburn's Jimmy Sidle in 1963.

FIVE OF THE TOP 51 (FORMERLY 50)

Cam Newton has only played one season at Auburn, but amazingly, he owns five of the top 51 rushing performances in the history of a school known for its long line of stellar running backs. He had five of the top 50 until Michael Dyer rushed for 180 yards at Ole Miss, bumping Newton's fifth-best effort down one spot.

In his Auburn debut, Newton posted the second-highest rushing total ever for an Auburn quarterback, gaining 171 yards and two touchdowns against Arkansas State. He topped that against South Carolina, going for 176 yards and three scores, then went for 198 yards and four TDs at Kentucky, tying the school single-game record for rushing touchdowns by a quarterback. He added 188 yards and three TDs against Arkansas before shredding LSU for a career-high 217 yards and two more scores.

Newton is the only player in school history to rush for 170 or more yards in four consecutive Southeastern Conference games, and no one else had done it more than twice in a row. Newton is also only the second player in school history to rush for 170 or more yards five times in a single season, joining Bo Jackson who accomplished the feat in 1985.

DOMINATING VS. THE SEC

Cam Newton has excelled all season, but stepped up his game in SEC games. In eight conference games (four against ranked opponents), he rushed for 1,084 yards (135.5 ypg) and 15 TDs, including 603 yards during a three-game span (Kentucky, Arkansas, LSU). The last time an Auburn player rushed for 600 total yards over three consecutive games was in 1985, when Bo Jackson tallied 658 yards against Ole Miss (240), Florida State (176) and Georgia Tech (242). Newton's 603 yards are the most rushing yards ever by an Auburn player over a three-game span in SEC action. The previous best was Jackson's 570 rushing yards in 1983 against Florida (196), Georgia (118), and Alabama (256).

Newton also completed 68.7 percent of his throws during those eight games, completing 103-of-150 throws for 1,303 yards and 12 touchdowns with just three interceptions.

SEC SINGLE SEASON RUSHING LEADERS, QUARTERBACKS

	Year	Yards
1. Cam Newton (AU)	2010	1,409
2. Jimmy Sidle (AU)	1963	1,006
3. Tim Tebow (UF)	2009	910
4. Mike Fanuzzi (UK)	1974	909
5. Tim Tebow (UF)	2007	895
6. Andy Johnson (UGA)	1971	870
7. Travis Tidwell (AU)	1946	772
8. Derrick Ramsey (UK)	1976	771
9. Ray Goff (UGA)	1976	724
10. Matt Jones (ARK)	2003	707

AUBURN SINGLE SEASON RUSHING LEADERS, QUARTERBACKS

	Att	Yards
1. Cam Newton (2010)	242	1,409
2. Jimmy Sidle (1963)	185	1,006
3. Travis Tidwell (1946)	181	772
4. Phil Gargis (1974)	151	687
5. Phil Gargis (1975)	162	658
6. Phil Gargis (1976)	142	534
7. Kodi Burns (2008)	98	411
8. Jimmy Sidle (1962)	61	394
9. C. Thomas (1979)	56	326
10. Tom Bryan (1964)	78	323

AUBURN CAREER RUSHING LEADERS, QUARTERBACKS

	Att	Yards
1. Phil Gargis (1973-76)	456	1,884
2. Cam Newton (2010)	242	1,409
3. Jimmy Sidle (1962-64)	326	1,400
4. Travis Tidwell (1946-49)	440	996
5. Charles Thomas (1978-81)	215	692
6. Kodi Burns (2007-08)	208	614
7. Pat Sullivan (1969-71)	151	560
8. Randy Campbell (1981-83)	229	534
9. Dameyune Craig (1994-97)	270	499
10. Charlie Trotman (1977-79)	222	472

Note: Sidle rushed for 1703 yards in his career, but 303 were accumulated as a tailback. Burns has rushed for 794 yards in his career, but 180 were accumulated as a wide receiver.



Bowl Notes



AUBURN IN THE SEC/NCAA STATS

(Prior to bowl games)

TEAM	SEC	NCAA
Pass Efficiency (186.86).....	1st	1st
Third-Down Conversions (53.1)	1st	3rd
Scoring Offense (42.7).....	1st	6th
Rushing Offense (287.2)	1st	6th
Total Offense (497.7)	1st	7th
First Downs (24.3)	1st	10th
Rushing Defense (111.7)	2nd	11th
Sacks Allowed (1.62).....	3rd	41st
Kickoff Returns (24.0)	4th	23rd
Red Zone Offense (87.3)	4th	T27th
Sacks By (2.54).....	5th	22nd
Turnover Margin (+0.38)	6th	33rd
Opponent 3rd-Down Conv. (37.5)	6th	41st
Tackles For Loss (6.77)	7th	26th
Pass Offense (210.5)	7th	69th
Scoring Defense (24.5)	8th	54th
Total Defense (362.2)	9th	54th
Pass Def. Efficiency (132.19)	9th	74th
Time Of Possession (29:01)	9th	86th
Penalties (53.7)	10th	68th
Punt Returns (6.2).....	10th	91st
Red Zone Defense (87.5)	10th	T94th
Pass Defense (250.5)	11th	105th
Opponent First Downs (21.2)	12th	85th
Net Punting (34.7).....	12th	92nd

INDIVIDUAL

	SEC	NCAA
C. Newton, Passing Eff. (188.16)	1st	1st
C. Newton, Scoring (9.7).....	1st	6th
N. Fairley, Tackles for Loss (1.62)	1st	8th
C. Newton, Total Offense (307.5)	1st	10th
C. Newton, Rushing (108.4)	1st	15th
N. Fairley, Sacks (.81).....	2nd	15th
W. Byrum, Scoring (8.8).....	5th	19th
W. Byrum, Field Goals (1.15)	5th	T55th
D. Adams, Receiving Yards (69.9).....	6th	45th
D. Washington, Kickoff Returns (25.0)	6th	47th
C. Newton, All-Purpose Yards (111.6).....	6th	65th
D. Adams, Receptions (3.69)	8th	--
Q. Carr, Punt Returns (5.68)	9th	61st
M. Dyer, Rushing (73.1).....	9th	67th

OFFENSE KEEPS ROLLING

Auburn's offense continues to shine under second-year offensive coordinator Gus Malzahn, as the Tigers rank sixth nationally in scoring offense (42.7) and rushing offense (287.2) and seventh in total offense (497.7). With 555 points, Auburn has smashed the old school single-season record of 433 points set last year, and also broke last year's record of 5,613 total yards, with 6,470 yards so far this season. Auburn is also on pace to break the school single-season records for scoring per game (38.5 - 1995) and total offense per game (485.0 - 1970) and currently has the fourth-best rushing yards per game average in school history (312.5 - 1985).

Auburn has scored at least 50 points in six different games this season, which is the most in one season in school history. The Tigers missed adding a seventh occurrence by one point, scoring 49 vs. Georgia.

In 26 games under Malzahn, Auburn has totaled at least 500 yards of offense 11 times, including seven this season. Prior to Malzahn's arrival, Auburn hadn't had a single 500-yard game since the 2005 Georgia game - a streak of 40 games.

DOMINANT GROUND GAME

Auburn's running game has been dominant this season, as the Tigers easily lead the SEC with their average of 287.2 yards per game - 71.4 yards per game more than second-place Mississippi State. Auburn has three of the top 12 rushers in the SEC, led by junior quarterback Cam Newton, who averages a league-best 108.4 yards per game on the ground. Freshman Michael Dyer is ninth in the SEC averaging 73.1 yards per game, while sophomore Onterio McCalebb (58.7 ypg) is 12th. The Tigers have been so good on the ground that even if you take away Cam Newton's 1,409 rushing yards, Auburn would still have 2,324 yards rushing, and its average of 178.8 yards per game would still rank third in the SEC and 32nd nationally.

Auburn is averaging 6.2 yards per carry, which would be the second-best average over the course of a season in SEC history, trailing only LSU's average of 6.8 in 1945.

The Tigers have a chance to become the closest SEC team since the 1985 Auburn squad to average more than 300 yards rushing per game in a season. The 2007 Arkansas squad came closest in the last 25 years, averaging 286.5 yards per game.

Auburn has rushed for at least 300 yards eight times this season, and 10 times in the past two years. Prior to Gus Malzahn's arrival, Auburn had just four 300-yard rushing games in the previous six seasons combined (76 games).

FEASTING ON SEC DEFENSES

Auburn put up amazing rushing numbers against the tough defenses of the SEC. The Tigers averaged a whopping 296.4 yards per game on the ground in eight SEC games, which led the league by 111.2 yards per game over runner-up Mississippi State (185.2). Auburn outrushed Mississippi State by 889 yards in eight conference games, and more than doubled the rushing output in SEC games of eight teams.

Auburn rushed for 440 yards against an LSU defense that ranked sixth nationally in rushing defense (83.6), marking the most yards rushing by Auburn against an SEC opponent in school history. The Tigers had 334 and 238 yards on the ground in two games against a South Carolina defense that currently ranks ninth nationally against the run. Auburn had 315 yards on the ground against a Georgia defense that entered the game ranked 13th nationally against the rush.

The Tigers put up more than 300 yards rushing against six straight SEC opponents, as Auburn also had 311 yards at Kentucky, 330 yards against Arkansas and 343 against Ole Miss. Auburn had never before rushed for at least 300 yards in even three straight SEC games, let alone six.

BY GROUND OR THROUGH THE AIR

Auburn has proven to be one of the most successful teams in the nation both rushing and passing, as the Tigers rank first in the nation in average yards per pass attempt (10.49) and third in average yards per rush attempt (6.20). No other school ranks in the top five in both categories. Overall, Auburn ranks second nationally in yards per play, averaging 7.50.

THIRD DOWN SUCCESS

Auburn's offensive success this season is due in part to the Tigers' ability to convert on third downs. Auburn is currently ranked third nationally in third-down conversions at 53.1 percent. Auburn has converted on at least half of its third-down attempts in nine of its 13 games, including eight of the last 10. In its last five games, Auburn has converted a whopping 61.7 percent of its third-down conversion attempts (37-of-60).

IN THE RED ZONE

The stats may not show it, but Auburn has been one of the most successful teams in the nation inside the red zone. The Tigers are currently tied for 27th nationally in the red zone, converting 55-of-63 opportunities (87.5 percent). However, four of Auburn's eight missed opportunities were instances in which the Tigers took a knee inside the opponents' red zone to run out the clock at the end of a game. Therefore, when trying to score in the red zone, the Tigers are 55-of-59, and the resulting percentage of 93.2 percent would rank fifth nationally.



Bowl Notes



BIG PLAYS

The Tigers have run 33 plays already this season that covered at least 35 yards, including 22 that resulted in touchdowns. Seven of the plays, all touchdowns, covered at least 68 yards. Last season, Auburn had 22 plays of at least 35 yards. In 2008, before Gus Malzahn's arrival, the Tigers had just nine plays that covered 35 or more yards all season.

ADAMS CONTINUES CLIMB

Junior Darvin Adams continues to climb up the receiving lists in the Auburn record books, as he ranks seventh in Auburn history in both receptions (111) and receiving yards (1,924). He is just 76 yards away from becoming the fifth player in school history to amass 2,000 career receiving yards. Adams set an SEC Championship Game record with 217 yards receiving against South Carolina - all in the first half - and caught two touchdown passes, including a 51-yard Hail Mary on the final play of the first half. It marked the fourth-highest single-game receiving total in school history. Adams now has eight career 100-yard receiving games, which ranks third in school history.

DYER SETS FRESHMAN RUSHING RECORD

True freshman Michael Dyer has established a new Auburn record for yards rushing by a freshman, rushing for 950 yards this season to break Bo Jackson's record of 829 set in 1982. His average of 73.1 yards per game ranks sixth nationally among freshmen.

Dyer had his third 100-yard rushing performance of the season and second in a row by rushing for a career-high 180 yards at Ole Miss Oct. 30. His rushing total was the third best ever by an Auburn freshman and most ever by an AU freshman against an SEC opponent.

McCALEBB ON RECORD PACE

Sophomore Onterio McCalebb is 12th in the SEC in rushing, averaging 58.7 yards per game, but he has done it while averaging just 6.8 rushes per game. McCalebb is averaging a whopping 8.57 yards per carry, which is better than everyone but one rusher ranked in the top 100 in the nation, and more than a full yard per carry ahead of the next-highest average. The Auburn single-season record with a minimum of 80 carries is 8.44 yards per carry by Tommy Lorino in 1956. McCalebb also had at least one rushing touchdown in five straight games prior to the Alabama game, including three straight games in which he had a TD run of at least 49 yards.

PASSING FANCY

Auburn currently leads the nation in passing efficiency with a rating of 186.86, thanks largely to two key factors. First, the Tigers are the only team in the country to average a touchdown pass on more than 10 percent of their attempts, and are far over that mark (11.11). Second, the Tigers are also the only team in the nation to average more than 10 yards per pass attempt, averaging 10.49.

Individually, Cam Newton leads the country with a rating of 188.16, thanks largely to his nation-leading touchdown percentage of 11.38 (second is Kellen Moore of Boise State at 9.57) and his average of 10.52 yards per pass attempt, which also leads the country.

EXPERIENCED O-LINE PAVES THE WAY

Auburn has one of the most experienced if not one of the best offensive lines in the country, with four senior starters who have combined to make 161 career starts. Senior All-American Lee Ziemba has started all 51 games at tackle since arriving as a true freshman, while All-SEC center Ryan Pugh has made 45 starts since his true freshman season. Guards Mike Berry (34 starts) and Byron Isom (31 starts) round out the experienced group. Auburn's offensive line was ranked as the fifth-best offensive line unit in the country by *Phil Steele's* and *Lindy's* in their preseason publications.

SECOND HALF DEFENSE

Auburn's defense has stepped up in the second half of games this season, and in particular in the fourth quarter. The Tigers have surrendered just 117 points in the second half and overtime this year (9.0 ppg), including just 48 in the fourth quarter and overtime, after giving up 201 in the first half. Auburn opponents have converted on 48.9 percent (44-of-90) of third down plays in the first half, but just 24.4 percent (19-of-78) after intermission. In addition, Auburn has surrendered only 18.3 percent of its total yardage allowed during the fourth quarter of its games this season. West Virginia is the only bowl team that has allowed a smaller percentage of its yardage in the fourth quarter.

Auburn forced turnovers on all four of South Carolina's fourth-quarter possessions Sept. 25 and three straight fourth-quarter drives by Arkansas Oct. 16. Against Alabama Nov. 26, Auburn held the Tide to just 67 yards and 0-of-8 on third downs in the second half.

FAIRLEY DOMINANT

Lombardi Award winner Nick Fairley has emerged as a force at defensive tackle for Auburn, leading the SEC in tackles for loss with 21.0, which is tied for fourth most in the nation, and ranking second in the league in sacks with 10.5. He has had at least four games with at least 2.5 tackles for loss this season.

Fairley was named SEC Defensive Player of the Year following a season in which he was named the SEC Defensive Player or Defensive Lineman of the Week five times, making him the first Auburn defensive player ever to earn five weekly SEC awards in one season.

Fairley's 21.0 tackles for loss are the most by an Auburn player since tackles for loss began being charted in 1981.

Rank	Player	Year	TFL
1.	Nick Fairley	2010	21.0
2.	Terry Soloman	1995	20.0
	Gary Walker	1994	20.0
4.	Antonio Coleman	2007	18.5
5.	Tracy Rocker	1988	18.0

SEC SUCCESS

Since the 2004 season, Auburn has won 39 of its 56 Southeastern Conference games and 41 of its 58 games against SEC schools, including the 2004 and 2010 SEC Championship games. Auburn's success against conference schools dates back beyond 2004, however, as since the start of the 2000 season, the Tigers have the third best record among the 12 league schools in regular season conference games, just one game behind LSU for second. The following are the combined conference records of the 12 SEC schools from 2000-10.

	W-L	Pct.
Florida	65-23	.739
LSU	61-27	.693
Auburn	60-28	.682
Georgia	58-30	.659
Tennessee	54-34	.614
Alabama	40-37	.519
Arkansas	43-45	.489
South Carolina	42-46	.477
Ole Miss	34-54	.386
Mississippi State	24-64	.273
Kentucky	22-66	.250
Vanderbilt	13-75	.148

TIGERS SINCE 2000

Since the start of the 2000 season, Auburn has one of the best records in all of the Football Bowl Subdivision. The Tigers' record of 101-39 (.721) ranks 12th among all 120 programs. The list of the top 20 programs since 2000 in terms of winning percentage follows:

	W-L	Pct.
1. Boise State	123-18	.872
2. Oklahoma	121-26	.823
3. Texas	115-26	.816
4. Ohio State	113-26	.813
5. TCU	107-29	.787
6. USC	110-31	.781
7. LSU	109-33	.768
8. Virginia Tech	110-34	.764
9. Florida	107-35	.754
10. Georgia	104-37	.738
11. Oregon	99-38	.722
12. Auburn	101-39	.721
13. Miami (Fla.)	98-38	.720
14. Utah	96-38	.716
15. West Virginia	95-42	.693
16. Wisconsin	97-44	.688
17. Boston College	95-45	.679
18. Florida State	94-47	.667
Nebraska	94-47	.667
20. Texas Tech	92-48	.657



Bowl Notes



SEC STANDINGS

Eastern Division

	SEC		Overall	
	W	L	W	L
South Carolina	5	3	9	4
Florida	4	4	7	5
Georgia	3	5	6	6
Tennessee	3	5	6	6
Kentucky	2	6	6	6
Vanderbilt	1	7	2	10

Western Division

	SEC		Overall	
	W	L	W	L
Auburn	8	0	13	0
Arkansas	6	2	10	2
LSU	6	2	10	2
Alabama	5	3	9	3
Mississippi State	4	4	8	4
Ole Miss	1	7	4	8

SEC BOWL SCHEDULE

Thursday, Dec. 30

FRANKLIN AMERICAN MORTGAGE

MUSIC CITY BOWL

Tennessee vs. North Carolina, 5:40 pm [ESPN]

Friday, Dec. 31

AUTOZONE LIBERTY BOWL

Georgia vs. UCF, 2:30 pm [ESPN]

CHICK-FIL-A BOWL

South Carolina vs. Florida State, 6:30 pm [ESPN]

Saturday, Jan. 1

OUTBACK BOWL

Florida vs. Penn State, 12 pm [ABC]

CAPITAL ONE BOWL

Alabama vs. Michigan State, 12 pm [ESPN]

GATOR BOWL

Mississippi State vs. Michigan, 12:30 pm [ESPN2]

Tuesday, Jan. 4

ALLSTATE SUGAR BOWL

Arkansas vs. Ohio State, 7:30 pm [ESPN]

Friday, Jan. 7

AT&T COTTON BOWL CLASSIC

LSU vs. Texas A&M, 7 pm [FOX]

Saturday, Jan. 8

BBVA COMPASS BOWL

Kentucky vs. Pittsburgh, 11 am [ESPN]

Monday, Jan. 10

BCS CHAMPIONSHIP GAME

Auburn vs. Oregon, 7:30 pm [ESPN]

All times Central

STOPPING THE RUN

Auburn's defense has shown drastic improvement against the run this season. After allowing 156.1 yards per game last season, Auburn ranks second in the SEC and 11th nationally this season, allowing just 111.7 yards rushing per game. One key has been limiting big plays, as the Tigers have allowed only two running plays of more than 30 yards all season. Auburn had held nine of its 12 opponents to 117 or fewer yards rushing, including five under 100.

BEHIND ENEMY LINES

Auburn's defense has been able to get into the opposition's backfield all season, as the Tigers are 26th nationally in tackles for loss, averaging 6.77 per game. Individually, Nick Fairley leads the league with 21.0 tackles for loss including 10.5 sacks, while Antoine Carter has 10.0 tackles for loss and Zach Clayton has 7.0. Twenty-one different players have recorded tackles for losses this season for Auburn, including 14 players with at least two.

BYNES LEADS LINEBACKERS

Senior Josh Bynes led Auburn in tackles last season with 104, and is leading again this season with 71 tackles, including 5.5 tackles for loss. He has also recorded three interceptions, giving him seven for his career, four pass break-ups and eight quarterback hurries. Two of his interceptions came in the fourth quarter vs. Arkansas, and both led to TDs, sealing the win. Bynes has started the last 34 consecutive games at linebacker for the Tigers.

BYRUM BREAKING RECORDS

Senior Wes Byrum became Auburn's all-time leading scorer Oct. 23 against LSU, and now has 355 career points, which ranks fifth in SEC history. Byrum, who set a school single-season record for points by a kicker last season with 99, broke the record again with 115 points already this season while passing John Vaughn (2003-06) for the top spot on Auburn's career points scored list.

Byrum had a field goal attempt blocked in the fourth quarter at Mississippi State, snapping a streak of nine consecutive made field goal attempts dating back to last season, and had another streak of eight straight snapped against LSU. He has made 30 of his last 36 field goal attempts after hitting just 11-of-19 in 2008. He scored 17 points on three field goals and eight PATs vs. Arkansas Oct. 16, which was the most points by an Auburn kicker since Jaret Holmes had 17 against UAB in 1996.

SPECIAL TEAMS IMPROVEMENTS

In addition to Wes Byrum, a number of other players are excelling on special teams. Senior Demond Washington ranks sixth in the SEC averaging 25.0 yards per kickoff return,

and has set an Auburn single-season record for kickoff return yardage with 1,025, including a 95-yard TD at Ole Miss. He had 176 kickoff return yards at Ole Miss, which is third most in a game in school history and most in the SEC this season. Also, sophomore Onerio McCaleb returned a kickoff 99 yards against Arkansas, and freshman Demetrucce McNeal has a team-high 15 tackles on special teams.

In addition, senior Mike Blanc blocked a PAT against Arkansas State and freshman Antonio Goodwin blocked a punt against Arkansas.

THE LONG AND SHORT OF IT

Of Auburn's 84 scoring drives in regulation this season, 34 have taken less than two minutes off the clock, while 17 have taken more than four minutes. Twenty-eight used just four plays or fewer, while 24 others have used nine plays or more. Auburn has had four scoring drives of 90 yards or more this season.

Auburn held the ball for the final 7:22 of the game against Kentucky, driving 86 yards on 19 plays before Wes Byrum kicked a game-winning 24-yard field goal as time expired. The 19-play drive tied for the second longest in school history, just missing the school record of 20 plays set at West Virginia in 2008.

700 WINS

Auburn's win over Georgia on Nov. 13 made Auburn the 13th Football Bowl Subdivision team to reach 700 all-time victories. The Tigers, who are now 702-400-47 (.631) all-time, are the fifth SEC team to reach the 700-win milestone. Ironically, Auburn's very first win also came against Georgia - a 10-0 win in 1892 in Atlanta.

HEISMAN HISTORY

With Cam Newton winning Auburn's third Heisman Trophy, only four schools have now won more Heismans than Auburn. Notre Dame, Ohio State and USC have won seven each, while Oklahoma has won five. Florida is the only other SEC school with as many Heismans as Auburn.

CHIZIK ERA IN SECOND YEAR

Head coach Gene Chizik is in his second year at the helm of the Auburn program, after recording the second-most wins by a first-year coach in Auburn history last season. He also became the first Auburn head coach to take his team to a bowl game in his initial season, leading the Tigers to a 38-35 overtime victory over Northwestern in the Outback Bowl. Chizik also became just the third coach in Auburn history to win his first five games as head coach, and became just the third SEC coach since the league expanded in 1992 to start 5-0.



Bowl Notes



STAFF REMAINS INTACT

Auburn achieved a rare feat by keeping its entire coaching staff from last season, making Auburn the only school in the SEC to return its head coach and every full-time assistant coach. The last time Auburn returned its entire coaching staff was when the 2006 staff returned intact in 2007.

STARTS STREAKS

Senior Lee Ziemba has set new school records for most starts and most consecutive starts, having started all 51 games over the past four seasons since arriving at Auburn as a true freshman in 2007. He broke Will Herring's school records of 49 career starts and consecutive starts.

One other senior has a streak that dates back to his freshman season, as Ryan Pugh has made 41 straight starts. Senior Josh Bynes is next with 34 consecutive starts and senior Mike Berry has made 31 straight starts.

IRON MEN

Of Auburn's 24 seniors, 13 have seen time in at least 40 games during their careers. Mario Fannin leads the group with 53 games played, including three in 2006 before redshirting and 50 games over the past four seasons, while Michael Goggans and Lee Ziemba have played in all 51 games since 2007. Mike Blanc and Wes Byrum are next with 50 games played each, followed by Zac Etheridge and Craig Stevens (49), Ryan Pugh (46), Kodi Burns and Antoine Carter (45), Mike Berry (44), Josh Bynes (43) and Zach Clayton (40).

YOUNG GUNS GET FIRST ACTION

Auburn has played 16 true freshmen this season. Twelve played in the season opener, which was tied for second behind Florida (15) for the most true freshmen played by any team in the country in the opener. The true freshmen who have played included: DL Kenneth Carter, P Steven Clark, LB Jessel Curry, DB Chris Davis, RB Michael Dyer, WR Antonio Goodwin, LB Jake Holland, WR Shaun Kitchens, DE Corey Lemonier, DB Demetruce McNeal, K Cody Parkey, WR Trovon Reed, DE Craig Sanders, DB Ryan Smith, DL Jeffrey Whitaker and DB Ryan White.

TIGER GRADS

Auburn began the season with 11 graduates on its roster, which was second most among all FBS schools. The Tigers added two more graduates in December and now have 13 total.

The Tiger graduates include: OL Mike Berry (Public Administration), DT Mike Blanc (Public Administration), LB Josh Bynes (Human Development and Family Studies), WR Quindarius Carr (Criminology), DT Zach Clayton (Finance), S Zac Etheridge (Public Administration), RB Mario Fannin (Public Administration), DE Michael Goggans (Public Administration), OL Byron Isom (Public

Administration), S Aairon Savage (Education/Master's in Exercise Science), P Ryan Shoemaker (Exercise Science), LB Craig Stevens (Business Management) and WR Terrell Zachery (Public Administration).

Listed are the top 10 FBS programs in the nation in terms of number of players who have completed their bachelor's degrees prior to the start of the 2010 season.

1. Boston College14
2. **Auburn****11**
3. Tennessee9
4. Kansas State8
- Virginia Tech8
- UCF8
7. Memphis7
- Texas A&M7
- Marshall7
- Northwestern7

THE SENIOR CLASS

Head coach Gene Chizik has a senior class that included 24 players at the start of the 2010 season, which was the largest in Auburn history and almost double the size of last year's senior class of 13. The previous largest senior class was 23 in 1988.

The 2010 seniors include: OL Mike Berry, DL Mike Blanc, OL Jorrell Bostrom, WR Kodi Burns, LB Josh Bynes, K Wes Byrum, DE Antoine Carter, QB Neil Caudle, LB Wade Christopher, DL Zach Clayton, OL Bart Eddins, S Zac Etheridge, RB Mario Fannin, DE Michael Goggans, OL Byron Isom, DB Woody Parramore, OL Ryan Pugh, DB Aairon Savage, P Ryan Shoemaker, LB Craig Stevens, DB Demond Washington, WR Terrell Zachery and OL Lee Ziemba. WR Jay Wisner was the 24th senior before leaving the team after four games.

30+ POINTS EQUALS VICTORY

Auburn has won 65 consecutive games when scoring 30 or more points. The last time the Tigers lost when registering at least 30 points was a 56-49, four overtime loss to Georgia in 1996. In its history, Auburn is now 284-4 all-time when scoring at least 30 points.

WHEN SCORING 20+ POINTS

Since the 2000 season, Auburn is 91-11 (.892) when scoring 20 or more points in a game. Dating back to the start of the 1993 season, Auburn is 134-18-1 (.879) when scoring 20 or more points in a game.

JORDAN-HARE STADIUM

Auburn finished this season with an 8-0 record at home, marking just the second time in school history Auburn won eight home games in one season (1988). The Tigers have had 11 straight winning seasons at Jordan-Hare Stadium, posting a mark of 64-15 (.810) at home since the 2000 season. The Tigers are 278-69-7 (.795) all-time at Jordan-Hare Stadium.

CAREER STATS IN BOWL GAMES

PASSING

Player	Comp-Att-Int	TD	Yds
Kodi Burns	1-6-2	1	22

RUSHING

Player	No	Yds	Avg.	TD
Kodi Burns	18	85	4.7	2
Terrell Zachery	1	50	50.0	0
Onterio McCalebb	6	18	3.0	0
Mario Fannin	5	32	6.4	0

RECEIVING

Player	No	Yds	Avg.	TD
Darvin Adams	12	142	11.8	0
Mario Fannin	8	63	7.9	1
Terrell Zachery	2	11	5.5	0
Quindarius Carr	1	46	46.0	1
Kodi Burns	1	23	23.0	0
Emory Blake	1	3	3.0	0

DEFENSIVE

Player	UA+A	Tot	Misc.
Neiko Thorpe	13+1 = 14		INT, PBU
Josh Bynes	6+4 = 10		TFL
Zac Etheridge	6+2 = 8		
Craig Stevens	6+2 = 8		Sack
Daren Bates	6+1 = 7		
Antoine Carter	5+0 = 5		
Nick Fairley	5+0 = 5		
Aairon Savage	4+1 = 5		TFL
Demond Washington	4+0 = 4		PBU
Chris Humphries	3+0 = 3		
Michael Goggans	2+0 = 2		
Derrick Lykes	0+2 = 2		
Darvin Adams	1+0 = 1		
Emory Blake	1+0 = 1		
Wes Byrum	1+0 = 1		
Drew Cole	1+0 = 1		
Eltoro Freeman	1+0 = 1		
Mike McNeil	1+0 = 1		
Mike Blanc	0+1 = 1		
T'Sharvan Bell	0+0 = 0		2 INT



Honors & Awards



DARVIN ADAMS

- ▶ Phil Steele's All-SEC Third Team
- ▶ Biletnikoff Award Watch List
- ▶ *Phil Steele's* Midseason All-SEC Second Team
- ▶ Rivals.com Preseason All-SEC Second Team
- ▶ *Phil Steele's* Preseason All-SEC First Team
- ▶ Coaches' Preseason All-SEC Second Team

MIKE BERRY

- ▶ Rivals.com Preseason All-SEC Second Team
- ▶ SEC Offensive Lineman of the Week (Nov. 15)

MIKE BLANC

- ▶ SEC Defensive Lineman of the Week (Sept. 27)

JOSH BYNES

- ▶ AP All-SEC Second Team
- ▶ *Phil Steele's* All-SEC Second Team
- ▶ Butkus Award Watch List
- ▶ Chuck Bednarik Award Watch List
- ▶ *Phil Steele's* Midseason All-SEC Second Team
- ▶ SEC Defensive Player of the Week (Sept. 20)
- ▶ Rivals.com Preseason All-SEC Second Team
- ▶ *Sporting News* Preseason All-SEC First Team
- ▶ *Lindy's* Preseason All-SEC First Team
- ▶ *Blue Ribbon* Preseason All-SEC First Team
- ▶ Coaches' Preseason All-SEC First Team

WES BYRUM

- ▶ *Phil Steele's* All-SEC Fourth Team
- ▶ SEC Special Teams Player of the Week (Oct. 11)
- ▶ Lou Groza Award Watch List
- ▶ Rivals.com Preseason All-SEC Second Team
- ▶ *Sporting News* Preseason All-SEC First Team

ANTOINE CARTER

- ▶ AP All-SEC Second Team
- ▶ *Phil Steele's* All-SEC Second Team
- ▶ *Phil Steele's* Midseason All-SEC First Team

GENE CHIZIK

- ▶ Home Depot National Coach of the Year
- ▶ Paul "Bear" Bryant Award Finalist
- ▶ AFCA Region 2 Coach of the Year
- ▶ AP SEC Coach of the Year
- ▶ ESPN.com SEC Coach of the Year
- ▶ Eddie Robinson Award Finalist

ZACH CLAYTON

- ▶ SEC Community Service Team

MICHAEL DYER

- ▶ CollegeFootballNews.com Second Team Freshman All-American
- ▶ SEC All-Freshman Team
- ▶ SEC Freshman of the Week (Nov. 1)

ZAC ETHERIDGE

- ▶ AP All-SEC Honorable Mention
- ▶ *Phil Steele's* Midseason All-SEC Third Team

NICK FAIRLEY

- ▶ Rotary Lombardi Award Winner
- ▶ Walter Camp First-Team All-American
- ▶ FWAAs First-Team All-American
- ▶ AP First-Team All-American
- ▶ *Sporting News* First-Team All-American
- ▶ SportsIllustrated.com First-Team All-American
- ▶ CBSSports.com First-Team All-American
- ▶ Scout.com First-Team All-American
- ▶ Rivals.com First-Team All-American
- ▶ AP SEC Defensive Player of the Year
- ▶ ESPN.com SEC Defensive Player of the Year
- ▶ All-SEC First Team

- ▶ AP All-SEC First Team
- ▶ ESPN.com All-SEC First Team
- ▶ *Phil Steele's* All-SEC First Team
- ▶ Bronko Nagurski Trophy Finalist
- ▶ Chuck Bednarik Award Finalist
- ▶ Walter Camp Award Player to Watch
- ▶ SL.com Midseason All-America First Team
- ▶ CBSSports.com Midseason All-America First Team
- ▶ *Phil Steele's* Midseason All-America First Team
- ▶ College Football News Midseason All-America Second Team
- ▶ *Phil Steele's* Midseason All-SEC First Team
- ▶ SEC Defensive Player of the Week (Sept. 13)
- ▶ SEC Defensive Lineman of the Week (Oct. 4)
- ▶ SEC Defensive Lineman of the Week (Oct. 18)
- ▶ SEC Defensive Lineman of the Week (Oct. 25)
- ▶ SEC Defensive Lineman of the Week (Nov. 29)

MARIO FANNIN

- ▶ Doak Walker Award Watch List
- ▶ Rivals.com Preseason All-SEC Second Team

BYRON ISOM

- ▶ AP All-SEC Second Team
- ▶ *Phil Steele's* All-SEC First Team
- ▶ *Phil Steele's* Midseason All-SEC First Team

COREY LEMONIER

- ▶ SEC All-Freshman Team

GUS MALZAHN

- ▶ Broyles Award Winner
- ▶ Rivals.com National Coordinator of the Week (Oct. 24)

CAM NEWTON

- ▶ Heisman Trophy Winner
- ▶ Walter Camp Player of the Year Award
- ▶ Maxwell Award Winner
- ▶ Davey O'Brien Award Winner
- ▶ *Sporting News* National Player of the Year
- ▶ Scout.com National Offensive Player of the Year
- ▶ Rivals.com National Player of the Year
- ▶ AFCA First-Team All-American
- ▶ Walter Camp First-Team All-American
- ▶ AP First-Team All-American
- ▶ *Sporting News* First-Team All-American
- ▶ SportsIllustrated.com First-Team All-American
- ▶ CBSSports.com First-Team All-American
- ▶ Scout.com First-Team All-American
- ▶ Rivals.com First-Team All-American
- ▶ SEC Championship Game MVP
- ▶ SEC Offensive Player of the Year
- ▶ AP SEC Offensive Player of the Year
- ▶ ESPN.com SEC Offensive Player of the Year
- ▶ All-SEC First Team
- ▶ AP All-SEC First Team
- ▶ ESPN.com All-SEC First Team
- ▶ *Phil Steele's* All-SEC First Team
- ▶ Manning Award Finalist
- ▶ *Phil Steele's* Midseason All-America First Team
- ▶ SL.com Midseason All-America Second Team
- ▶ CBSSports.com Midseason All-America First Team
- ▶ College Football News Midseason All-America Second Team
- ▶ *Phil Steele's* Midseason All-SEC First Team
- ▶ Walter Camp Foundation National Offensive Player of the Week (Oct. 17)
- ▶ Davey O'Brien National Quarterback of the Week (Sept. 27)
- ▶ Davey O'Brien National Quarterback of the Week (Oct. 18)
- ▶ Paul Hornung's Most Versatile Performances of the Week (Dec. 6)
- ▶ Rivals.com National Player of the Week (Sept. 26)
- ▶ Rivals.com National Player of the Week (Oct. 17)
- ▶ Rivals.com National Player of the Week (Oct. 24)
- ▶ Rivals.com National Player of the Week (Nov. 15)
- ▶ Rivals.com National Player of the Week (Dec. 6)

- ▶ SEC Offensive Player of the Week (Sept. 6)
- ▶ SEC Offensive Player of the Week (Sept. 27)
- ▶ SEC Offensive Player of the Week (Oct. 18)
- ▶ SEC Offensive Player of the Week (Oct. 25)
- ▶ SEC Offensive Player of the Week (Nov. 15)
- ▶ SEC Offensive Player of the Week (Nov. 29)
- ▶ Rivals.com SEC Player of the Week (Sept. 26)
- ▶ Rivals.com SEC Player of the Week (Oct. 17)
- ▶ Rivals.com SEC Player of the Week (Oct. 24)
- ▶ Rivals.com SEC Player of the Week (Nov. 15)
- ▶ Rivals.com SEC Player of the Week (Nov. 29)
- ▶ Rivals.com SEC Player of the Week (Dec. 6)

RYAN PUGH

- ▶ AP Third-Team All-American
- ▶ SportsIllustrated.com Honorable Mention All-American
- ▶ All-SEC First Team
- ▶ AP All-SEC First Team
- ▶ ESPN.com All-SEC First Team
- ▶ *Phil Steele's* All-SEC First Team
- ▶ ESPN Academic All-District IV First Team
- ▶ Rimington Trophy Finalist
- ▶ Rotary Lombardi Award Watch List
- ▶ Lowe's Senior CLASS Award Second Team
- ▶ SL.com Midseason All-America Second Team
- ▶ *Phil Steele's* Midseason All-America Third Team
- ▶ *Phil Steele's* Midseason All-SEC First Team
- ▶ Coaches' Preseason All-SEC Second Team

CRAIG STEVENS

- ▶ Butkus Award Watch List
- ▶ Bronko Nagurski Trophy Watch List
- ▶ *Phil Steele's* Preseason All-SEC First Team
- ▶ Coaches' Preseason All-SEC Second Team

NEIKO THORPE

- ▶ Rivals.com Preseason All-SEC Second Team
- ▶ Coaches' Preseason All-SEC Second Team

DEMOND WASHINGTON

- ▶ Paul Hornung Award Watch List
- ▶ Paul Hornung's Most Versatile Performances of the Week (Nov. 1)
- ▶ SEC Special Teams Player of the Week (Nov. 1)

LEE ZIEMBA

- ▶ AFCA First-Team All-American
- ▶ Walter Camp First-Team All-American
- ▶ FWAAs First-Team All-American
- ▶ Scout.com First-Team All-American
- ▶ SportsIllustrated.com First-Team All-American
- ▶ AP Second-Team All-American
- ▶ CBSSports.com Second-Team All-American
- ▶ Rivals.com Second-Team All-American
- ▶ Jacobs Blocking Trophy (SEC Blocker of the Year)
- ▶ All-SEC First Team
- ▶ AP All-SEC First Team
- ▶ ESPN.com All-SEC First Team
- ▶ *Phil Steele's* All-SEC First Team
- ▶ Rotary Lombardi Award Watch List
- ▶ Outland Trophy Watch List
- ▶ College Football News Midseason All-America First Team
- ▶ *Phil Steele's* Midseason All-America First Team
- ▶ *Phil Steele's* Midseason All-SEC First Team
- ▶ *Phil Steele's* Preseason Fourth-Team All-America
- ▶ *Phil Steele's* Preseason All-SEC First Team
- ▶ *Sporting News* Preseason All-SEC First Team
- ▶ Rivals.com Preseason All-SEC First Team
- ▶ *Lindy's* Preseason All-SEC First Team
- ▶ *Athlon Sports* Preseason All-SEC First Team
- ▶ *Blue Ribbon* Preseason All-SEC First Team
- ▶ Coaches' Preseason All-SEC First Team



Career Records Update



All-Purpose Yards

Player	Seasons	Rush	Rec	KR	PR	Yards
1. James Brooks.....	1977-80	3523	219	1726	128	5596
2. Carnell Williams.....	2001-04	3831	342	609	302	5084
3. Bo Jackson.....	1982-85	4303	272	317	0	4892
4. Joe Cribbs.....	1976-79	3368	268	597	328	4561
5. Thomas Bailey.....	1991-94	-5	1243	1520	1170	3928
6. Ben Tate.....	2006-09	3321	336	186	0	3843
7. Brent Fullwood.....	1983-86	2789	77	892	0	3758
8. Ronnie Brown.....	2000-04	2707	688	15	0	3390
9. Mario Fannin.....	2006-pres.	1366	969	944	-5	3274
10. Stephen Davis.....	1993-95	2811	342	25	0	3178

Kickoff Returns

Player	Seasons	Avg	Yards	Ret
1. Thomas Bailey.....	1991-94	20.5	1520	74
2. James Brooks.....	1977-80	25.4	1726	68
3. Demond Washington.....	2009-pres.	26.7	1522	57
4. Tristan Davis.....	2005-08	26.5	1455	55
5. Robert Baker.....	1995-96	21.3	979	46
6. Markeith Cooper.....	1996-99	23.9	1077	45
7. Mario Fannin.....	2006-pres.	21.5	944	44
Roderick Hood.....	2000-02	19.9	874	44
9. Tim Carter.....	1998-01	23.9	956	40
10. Devin Aromashodu.....	2002-05	22.6	860	38

Kickoff Return Yardage

Player	Seasons	Ret	Avg	Yards
1. James Brooks.....	1977-80	68	25.4	1726
2. Demond Washington.....	2009-pres.	57	26.7	1522
3. Thomas Bailey.....	1991-94	74	20.5	1520
4. Tristan Davis.....	2005-08	55	26.5	1455
5. Markeith Cooper.....	1996-99	45	23.9	1077
6. Robert Baker.....	1995-96	46	21.3	979
7. Tim Carter.....	1998-01	40	23.9	956
8. Mario Fannin.....	2006-pres.	44	21.5	944
9. Roderick Hood.....	2000-02	44	19.9	874
10. Devin Aromashodu.....	2002-05	38	22.6	860

Receptions

Player	Seasons	Yards	Avg	Rec
1. Courtney Taylor.....	2003-06	2098	13.71	153
2. Karsten Bailey.....	1995-98	2174	14.49	150
3. Terry Beasley.....	1969-71	2507	17.78	141
4. Tyrone Goodson.....	1993-97	2283	16.79	136
5. Frank Sanders.....	1991-94	1998	16.51	121
6. Rodgeriqu Smith.....	2004-08	1598	14.02	114
7. Darvin Adams.....	2008-pres.	1924	17.33	111
8. Greg Taylor.....	1987-90	1217	11.93	102
9. Freddy Weygand.....	1984-88	1946	19.66	99
10. Ben Obomanu.....	2002-05	1313	13.54	97
11. Mario Fannin.....	2006-pres.	969	10.09	96
12. Thomas Bailey.....	1991-94	1243	13.37	93
Lawyer Tillman.....	1985-88	1808	19.44	93
14. Clifton Robinson.....	1997-00	1167	12.82	91
15. Ronney Daniels.....	1999-00	1446	16.07	90

Receiving Yardage

Player	Seasons	Rec	Yards
1. Terry Beasley.....	1969-71	141	2507
2. Tyrone Goodson.....	1993-97	136	2283
3. Karsten Bailey.....	1995-98	150	2174
4. Courtney Taylor.....	2003-06	153	2098
5. Frank Sanders.....	1991-94	121	1998
6. Freddy Weygand.....	1984-88	99	1946
7. Darvin Adams.....	2008-pres.	111	1924
8. Lawyer Tillman.....	1985-88	93	1808
9. Rodgeriqu Smith.....	2004-08	114	1598

10. Byron Franklin.....	1977-80	74	1573
11. Ronney Daniels.....	1999-00	90	1446
12. Freddie Hyatt.....	1965-67	88	1396
13. Devin Aromashodu.....	2002-05	71	1333
14. Alexander Wright.....	1986-89	56	1320
15. Ben Obomanu.....	2002-05	97	1313

Touchdown Receptions

Player	Seasons	Rec	TD
1. Terry Beasley.....	1969-71	141	29
2. Ben Obomanu.....	2002-05	97	18
3. Darvin Adams.....	2008-pres.	111	17
Karsten Bailey.....	1995-98	150	17
5. Frank Sanders.....	1991-94	121	15
Byron Franklin.....	1977-80	74	15
7. Lawyer Tillman.....	1985-88	93	14
8. Ronney Daniels.....	1999-00	90	12
Tyrone Goodson.....	1993-97	136	12
Freddie Hyatt.....	1965-67	88	12

Rushing Yardage

Player	Seasons	Att	Avg	Yards
1. Bo Jackson.....	1982-85	650	6.62	4303
2. Carnell Williams.....	2001-04	741	5.17	3831
3. James Brooks.....	1977-80	621	5.67	3523
4. Joe Cribbs.....	1976-79	657	5.13	3368
5. Ben Tate.....	2006-09	678	4.90	3321
--				
21. Curtis Kuykendall.....	1944-45	217	7.46	1619
22. Rudi Johnson.....	2000	324	4.84	1567
23. Terry Henley.....	1970-72	343	4.47	1534
24. Tommy Lorino.....	1956-58	227	6.55	1486
25. Monk Gafford.....	1940-42	221	6.40	1414
26. Cam Newton.....	2010-pres.	242	5.82	1409
27. Mitzi Jackson.....	1973-75	243	5.65	1373
28. Mario Fannin.....	2006-pres.	233	5.86	1366
29. William Andrews.....	1976-78	267	5.04	1347
30. Ed Dyas.....	1958-60	261	4.97	1298

Scoring

Player	Seasons	TD	FG	PAT	Pts
1. Wes Byrum.....	2007-pres.	0	58	181	355
2. John Vaughn.....	2003-06	0	50	162	312
3. Carnell Williams.....	2001-04	46	0	0	276
4. Bo Jackson.....	1982-85	45	0	*2	274
5. Damon Duval.....	1999-02	1	45	125	266
6. Al Del Greco.....	1980-83	0	42	110	236
7. Win Lyle.....	1987-89	0	45	95	230
8. Joe Cribbs.....	1976-79	35	0	*3	216
9. Stephen Davis.....	1993-95	34	0	0	204
10. Jorge Portela.....	1977-79	0	38	74	188

* - two-point conversions

Most Points Kicking

Player	Seasons	FG	PAT	Pts
1. Wes Byrum.....	2007-pres.	58	181	355
2. John Vaughn.....	2003-06	50	162	312
3. Damon Duval.....	1999-02	45	125	260
4. Al Del Greco.....	1980-83	42	110	236
5. Win Lyle.....	1987-89	45	95	230
6. Jorge Portela.....	1977-79	38	74	188
7. John Riley.....	1967-69	31	80	173
8. Scott Etheridge.....	1992-93	34	65	167
Gardner Jett.....	1970-72	23	98	167
10. Jaret Holmes.....	1996-97	27	79	160
Matt Hawkins.....	1994-95	26	82	160



Career Records Update



Field Goals Made

Player	Seasons	Pct	FGA	FGM
1. Wes Byrum	2007-pres.	.744	78	58
2. John Vaughn	2003-06	.725	69	50
3. Damon Duval	1999-02	.608	74	45
Win Lyle	1987-89	.763	59	45
5. Al Del Greco	1980-83	.609	69	42
6. Jorge Portela	1977-79	.613	62	38
7. Scott Etheridge	1992-93	.791	43	34
8. Jim Von Wyl	1990-91	.667	48	32
9. John Riley	1967-69	.492	63	31
10. Jaret Holmes	1996-97	.730	37	27

Field Goals Attempted

Player	Seasons	FGM	FGA
1. Wes Byrum	2007-pres.	58	78
2. Damon Duval	1999-02	45	74
3. John Vaughn	2003-06	50	69
Al Del Greco	1980-83	42	69
5. John Riley	1967-69	31	63
6. Jorge Portela	1977-79	38	62
7. Win Lyle	1987-89	45	59
8. Jim Von Wyl	1990-91	32	48
9. Scott Etheridge	1992-93	34	43
Neil O'Donoghue	1975-76	23	43
Woody Woodall	1961-63	19	43

Field Goal Percentage (Min. 10 Made)

Player	Seasons	FGM	FGA	Pct
1. Scott Etheridge	1992-93	34	43	.791
2. Matt Hawkins	1994-95	26	33	.788
3. Win Lyle	1987-89	45	59	.763
4. Wes Byrum	2007-pres.	58	78	.744
5. Jaret Holmes	1996-97	27	37	.730
6. John Vaughn	2003-06	50	69	.725
7. Ed Dyas	1958-60	17	24	.708
8. Gardner Jett	1970-72	23	34	.676
9. Jim Von Wyl	1990-91	32	48	.667
Robert McGinty	1984	12	18	.667

PATs Made

Player	Seasons	Pct	Att	Made
1. Wes Byrum	2007-pres.	.984	184	181
John Vaughn	2003-06	.994	163	162
3. Damon Duval	1999-02	1.000	125	125
4. Al Del Greco	1980-83	.991	111	110
5. Gardner Jett	1970-72	.942	104	98
6. Win Lyle	1987-89	.990	96	95
7. Matt Hawkins	1994-95	.932	88	82
8. John Riley	1967-69	.860	93	80
9. Jaret Holmes	1996-97	.963	82	79
10. Jorge Portela	1977-79	.949	78	74

PATs Attempted

Player	Seasons	Made	Pct	Att
1. Wes Byrum	2007-pres.	181	.984	184
2. John Vaughn	2003-06	162	.994	163
3. Damon Duval	1999-02	125	1.000	125
4. Al Del Greco	1980-83	110	.991	111
5. Gardner Jett	1970-72	98	.942	104
6. Win Lyle	1987-89	95	.990	96
7. John Riley	1967-69	80	.860	93
8. Matt Hawkins	1994-95	82	.932	88
9. Jaret Holmes	1996-97	79	.963	82
10. Jorge Portela	1977-79	74	.949	78

PAT Percentage (Min. 30 made)

Player	Seasons	Made	Att	Pct
1. Damon Duval	1999-02	125	125	1.000
Scott Etheridge	1992-93	65	65	1.000
3. John Vaughn	2003-06	162	163	.994
4. Al Del Greco	1980-83	110	111	.991
5. Win Lyle	1987-89	95	96	.990
6. Chris Knapp	1985-86	62	63	.9841
7. Wes Byrum	2007-pres.	181	184	.9837
8. Neil O'Donoghue	1975-76	32	33	.970
9. Robert McGinty	1984	31	32	.969
10. Jaret Holmes	1996-97	79	82	.963

Punting Average (Min. 50 punts)

Player	Seasons	No	Yards	Avg
1. Terry Daniel	1992-94	169	7522	44.51
2. Kody Bliss	2003-06	202	8861	43.87
3. Damon Duval	1999-02	227	9842	43.36
4. Jaret Holmes	1996-97	110	4676	42.51
5. Skip Johnston	1977-79	172	7220	41.98
6. Brian Shulman	1986-88	157	6580	41.91
7. Lewis Colbert	1982-85	244	10179	41.72
8. Clinton Durst	2008-09	134	5559	41.49
9. Tommy Lunceford	1965-67	171	7017	41.04
10. Ryan Shoemaker	2007-pres.	83	3380	40.72

SEC Career Records Update

Scoring

Player	Seasons	TD	FG	PAT	Pts
1. Billy Bennett (UGA)	2000-03	0	87	148	409
2. Jeff Hall (UT)	1995-98	0	61	188	371
3. Colt David (LSU)	2005-08	1	54	201	369
4. Jeff Chandler (UF)	1997-01	0	67	167	368
5. Wes Byrum (AU)	2007-pres.	0	58	181	355
6. Kevin Butler (UGA)	1981-84	0	77	122	353
7. Philip Doyle (UA)	1987-90	1	78	105	345
8. Jonathan Nichols (OM)	2011-04	0	63	155	344
9. Tim Tebow (UF)	2006-09	57	0	0	342
10. Michael Proctor (UA)	1992-95	0	65	131	326
11. James Wilhoit (UT)	2003-06	0	59	148	325
12. Kevin Faulk (LSU)	1995-98	53	0	0	318
13. John Becksvoort (UT)	1991-94	0	52	161	317
14. Herschel Walker (UGA)	1980-82	52	0	1	314
Fuad Reveiz (UT)	1981-84	0	71	101	314
16. John Vaughn (AU)	2003-06	0	50	162	312
Van Tiffin (UA)	1983-86	0	59	135	312
18. Joshua Shene (OM)	2006-09	0	57	139	310
19. Lones Seiber (UK)	2006-09	0	49	158	305
20. Dalton Hilliard (LSU)	1982-85	50	0	1	302

* - two-point conversions

Most Points Kicking

Player	Seasons	FG	PAT	Pts
1. Billy Bennett (UGA)	2000-03	87	148	409
2. Jeff Hall (UT)	1995-98	61	188	371
3. Jeff Chandler (UF)	1997-01	67	167	368
4. Colt David (LSU)	2005-08	54	201	363
5. Wes Byrum (AU)	2007-pres.	58	181	355
6. Kevin Butler (UGA)	1981-84	77	122	353
7. Jonathan Nichols (OM)	2001-04	63	155	344
8. Philip Doyle (UA)	1987-90	78	105	339
9. Michael Proctor (UA)	1992-95	65	131	326
10. James Wilhoit (UT)	2003-06	59	148	325
11. John Becksvoort (UT)	1991-94	52	161	317
12. Fuad Reveiz (UT)	1981-84	71	101	314
13. John Vaughn (AU)	2003-06	50	162	312
Van Tiffin (UA)	1983-86	59	135	312
15. Joshua Shene (OM)	2006-09	57	139	310



Single Season Records Update



Rushing Attempts

Player	Year	Yards	Avg	Att
1. Rudi Johnson	2000	1567	4.84	324
2. Bo Jackson	1985	1786	6.42	278
3. Ben Tate	2009	1362	5.18	263
4. James Brooks	1980	1314	5.03	261
5. Kenny Irons	2005	1293	5.05	256
6. Joe Cribbs	1978	1205	4.76	253
7. Cam Newton	2010	1409	5.82	242
8. Carnell Williams	2003	1307	5.42	241
9. Carnell Williams	2004	1165	4.87	239
10. Stephen Davis	1994	1263	5.71	221

Rushing Yardage

Player	Year	Att	Avg	Yards
1. Bo Jackson	1985	278	6.42	1786
2. Rudi Johnson	2000	324	4.84	1567
3. Cam Newton	2010	242	5.82	1409
4. Brent Fullwood	1986	167	8.33	1391
5. Ben Tate	2009	263	5.18	1362
6. James Brooks	1980	261	5.03	1314
7. Carnell Williams	2003	241	5.42	1307
8. Kenny Irons	2005	256	5.05	1293
9. Stephen Davis	1994	221	5.71	1263
10. Bo Jackson	1983	158	7.68	1213
11. James Brooks	1979	163	7.41	1208
12. James Bostic	1993	199	6.06	1205
Joe Cribbs	1978	253	4.76	1205
14. Carnell Williams	2004	239	4.87	1165
15. Joe Cribbs	1979	200	5.60	1120
16. Stephen Davis	1995	180	5.93	1068
17. Ronnie Brown	2002	175	5.76	1008
18. Jimmy Sidle	1963	185	5.44	1006
19. Monk Gafford	1942	132	7.61	1004

Rushing Yards Per Game

Player	Year	GP	Yards	Yds/Game
1. Bo Jackson	1985	11	1786	162.4
2. Rudi Johnson	2000	12	1567	130.6
3. Brent Fullwood	1986	11	1391	126.5
4. Joe Cribbs	1978	10	1205	120.5
5. James Brooks	1980	11	1314	119.5
6. Stephen Davis	1994	11	1263	114.8
7. Bo Jackson	1983	11	1213	110.3
8. James Brooks	1979	11	1208	109.8
9. James Bostic	1993	11	1203	109.6
10. Cam Newton	2010	13	1409	108.4

Rushing Touchdowns

Player	Year	Att	Yards	Avg	TD
1. Cam Newton	2010	242	1409	5.82	20
2. Bo Jackson	1985	278	1786	6.42	17
Carnell Williams	2003	241	1307	5.42	17
4. Joe Cribbs	1978	253	1205	4.76	16
5. Stephen Davis	1995	180	1068	5.93	14
Joe Cribbs	1979	200	1120	5.60	14
7. Kenny Irons	2005	256	1293	5.05	13
Ronnie Brown	2002	175	1008	5.76	13
Rudi Johnson	2000	324	1567	4.84	13
Stephen Davis	1994	221	1263	5.71	13
11. Carnell Williams	2004	239	1165	4.87	12
James Bostic	1993	199	1205	6.06	12
Bo Jackson	1983	158	1213	7.68	12
14. Reggie Ware	1986	54	192	3.56	11
Billy Atkins	1957	90	359	3.99	11

Yards Per Carry (Min. 80 attempts)

Player	Year	Yards	Att	Avg
1. Onterio McCalebb	2010	763	89	8.57
2. Tommy Lorino	1956	692	82	8.44
3. Brent Fullwood	1986	1391	167	8.33
4. Bo Jackson	1983	1213	158	7.68
5. Monk Gafford	1942	1004	132	7.61
6. Brent Fullwood	1985	684	92	7.43
7. James Brooks	1979	1208	163	7.41
8. Fob James	1955	879	123	7.15
9. Lionel James	1982	779	113	6.89
10. Bobby Hoppe	1956	542	83	6.53

Passing Yardage

Player	Year	Att	Comp	Pct	Yards
1. Dameyune Craig	1997	403	216	.536	3277
2. Jason Campbell	2004	270	188	.696	2700
3. Chris Todd	2009	328	198	.604	2612
4. Cam Newton	2010	246	165	.671	2589
5. Pat Sullivan	1970	281	167	.594	2586
6. Patrick Nix	1995	331	201	.607	2574
7. Brandon Cox	2005	306	177	.578	2324
8. Dameyune Craig	1996	310	169	.545	2296
9. Stan White	1990	338	180	.533	2242
10. Reggie Slack	1988	279	168	.602	2230

Yards Per Attempt (min. 150 Attempts)

Player	Year	Att	Yards	Yds/Att
1. Cam Newton	2010	246	2589	10.524
2. Jason Campbell	2004	270	2700	10.000
3. Pat Sullivan	1970	281	2586	9.203
4. Ben Leard	1999	157	1423	9.064
5. Dameyune Craig	1997	403	3277	8.132
6. Brandon Cox	2006	271	2198	8.111
7. Reggie Slack	1988	279	2230	7.993
8. Chris Todd	2009	328	2612	7.963
9. Reggie Slack	1989	252	1996	7.921
10. Daniel Cobb	2002	150	1175	7.833

Completion Percentage (Min. 100 Attempts)

Player	Year	Att	Comp	Pct
1. Ben Leard	1999	157	111	.707
2. Jason Campbell	2004	270	188	.696
3. Cam Newton	2010	246	165	.671
4. Jeff Burger	1987	267	178	.667
5. Jason Campbell	2002	149	94	.631
6. Jason Campbell	2001	142	89	.627
7. Jason Campbell	2003	293	181	.618
8. Patrick Nix	1995	331	201	.607
9. Stan White	1993	271	164	.605
Ben Leard	2000	319	193	.605

Yards Per Completion (Min. 75 completions)

Player	Year	Comp	Yards	Yds/Comp
1. Cam Newton	2010	165	2589	15.691
2. Pat Washington	1984	77	1202	15.610
3. Pat Sullivan	1970	167	2586	15.485
4. Loran Carter	1967	86	1307	15.198
5. Dameyune Craig	1997	216	3277	15.171
6. Daniel Cobb	2002	80	1175	14.689
7. Jason Campbell	2004	188	2700	14.362
8. Phil Gargis	1976	80	1118	13.975
9. Gabe Gross	1998	88	1222	13.886
10. Pat Sullivan	1969	123	1686	13.707



Single Season Records Update



Touchdown Passes

Player	Year	Att	Comp	Yards	TD
1. Cam Newton	2010	246	165	2589	28
2. Chris Todd	2009	328	198	2612	22
3. Jason Campbell	2004	270	188	2700	20
Pat Sullivan	1971	281	162	2012	20
5. Dameyune Craig	1997	403	216	3277	18
6. Pat Sullivan	1970	281	167	2586	17
7. Dameyune Craig	1996	310	169	2296	16
Pat Sullivan	1969	257	123	1686	16
9. Brandon Cox	2005	306	177	2324	15
Patrick Nix	1995	331	201	2574	15

Touchdown Passes Per Game

Player	Year	TD	Games	TD/Gm
1. Cam Newton	2010	28	13	2.15
2. Pat Sullivan	1971	20	10	2.00
3. Ben Leard	1999	12	7	1.71
4. Pat Sullivan	1970	17	10	1.70
5. Chris Todd	2009	22	13	1.69
6. Pat Sullivan	1969	16	10	1.60
7. Jason Campbell	2004	20	13	1.54
8. Dameyune Craig	1997	18	12	1.50
9. Dameyune Craig	1996	16	11	1.45
10. Lorán Carter	1968	14	10	1.40

Highest TD/Interception Ratio (Min. 150 Att.)

Player	Year	TD	Int	Ratio
1. Ben Leard	1999	12	1	12.00
2. Cam Newton	2010	28	6	4.667
3. Chris Todd	2009	22	6	3.667
4. Randy Campbell	1982	7	2	3.500
5. Jason Campbell	2004	20	7	2.857
6. Brandon Cox	2005	15	8	1.875
7. Patrick Nix	1994	13	7	1.857
8. Pat Sullivan	1971	20	11	1.818
9. Patrick Nix	1995	15	9	1.667
10. Stan White	1993	13	8	1.625

Passing Efficiency (Min. 100 Attempts)

Player	Year	Comp	Att	Pct	Yards	TD	Int	Rating
1. Cam Newton	2010	165	246	.671	2589	28	6	188.16
2. Jason Campbell	2004	188	270	.696	2700	20	7	172.89
3. Ben Leard	1999	111	157	.707	1423	12	1	170.78
4. Jason Campbell	2002	94	149	.631	1215	11	5	149.23
5. Pat Sullivan	1970	167	281	.594	2586	17	12	148.16
6. Chris Todd	2009	198	328	.604	2612	22	6	145.73
7. Jeff Burger	1987	178	267	.667	2066	13	9	140.99
8. Brandon Cox	2006	163	271	.601	2198	14	9	138.68
9. Patrick Nix	1995	201	331	.607	2574	15	9	135.60
10. Stan White	1993	164	271	.605	2057	13	8	134.20

Scoring

Player	Year	TD	FG	PAT	Pts
1. Cam Newton	2010	21	0	0	126
2. Wes Byrum	2010	0	15	70	115
3. Carnell Williams	2003	17	0	0	102
Stephen Davis	1995	17	0	0	102
Bo Jackson	1985	17	0	0	102
6. Wes Byrum	2009	0	15	54	99
7. Joe Cribbs	1978	16	0	*1	98
8. John Vaughn	2006	0	20	34	94
Joe Cribbs	1979	15	0	*2	94
10. John Vaughn	2004	0	12	51	87

* - two-point conversion

Most Points Kicking

Player	Year	FG	PAT	Pts
1. Wes Byrum	2010	15	70	115
2. Wes Byrum	2009	15	54	99
3. John Vaughn	2006	20	34	94
4. John Vaughn	2004	12	51	87
5. Wes Byrum	2007	17	35	86
John Vaughn	2005	12	50	86
Scott Etheridge	1992	22	20	86
8. Jaret Holmes	1996	13	43	82
Matt Hawkins	1995	13	42	81
Scott Etheridge	1993	12	45	81

Touchdowns Responsible For (Scored & Passed For)

Player	Season	Scored	Passed	TD
1. Cam Newton	2010	21	28	49
2. Pat Sullivan	1970	9	17	26
3. Dameyune Craig	1996	8	16	24
4. Jason Campbell	2004	3	20	23
Pat Sullivan	1969	7	16	23
6. Chris Todd	2009	0	22	22
Dameyune Craig	1997	4	18	22
Pat Sullivan	1971	2	20	22
9. Patrick Nix	1994	6	13	19
10. Patrick Nix	1995	3	15	18

Total Offense

Player	Season	Plays	Rush	Pass	Total
1. Cam Newton	2010	488	1409	2589	3998
2. Dameyune Craig	1997	499	0	3277	3277
3. Pat Sullivan	1970	333	270	2586	2856
4. Jason Campbell	2004	328	30	2700	2730
5. Patrick Nix	1995	379	64	2574	2638
6. Dameyune Craig	1996	433	207	2296	2503
7. Chris Todd	2009	372	-116	2612	2496
8. Jason Campbell	2003	366	-1	2267	2266
9. Patrick Nix	1994	340	59	2206	2265
10. Reggie Slack	1988	318	-17	2230	2213

PATs Made

Player	Year	Pct	Att	Made
1. Wes Byrum	2010	.986	71	70
2. Wes Byrum	2009	1.000	54	54
3. John Vaughn	2004	.981	52	51
4. John Vaughn	2005	1.000	50	50
5. Chris Knapp	1986	1.000	49	49
6. Scott Etheridge	1993	1.000	45	45
7. Jaret Holmes	1996	.956	45	43
8. Matt Hawkins	1995	.933	45	42
9. Gardner Jett	1970	.932	44	41
10. Damon Duval	2002	1.000	40	40
Matt Hawkins	1994	.930	43	40

PATs Attempted

Player	Year	Made	Pct	Att
1. Wes Byrum	2010	70	.986	71
1. Wes Byrum	2009	54	1.000	54
2. John Vaughn	2004	51	.981	52
3. John Vaughn	2005	50	1.000	50
4. Chris Knapp	1986	49	1.000	49
5. John Riley	1969	39	.848	46
6. Jaret Holmes	1996	43	.956	45
Matt Hawkins	1995	42	.933	45
Scott Etheridge	1993	45	1.000	45
9. Gardner Jett	1970	41	.932	44
10. Matt Hawkins	1994	40	.930	43



Single Season Records Update



Sacks (from 1981)

Player	Year	Sacks	Total Yds.
1. Gary Walker	1994	11.0	69
Kevin Greene	1984	11.0	64
Craig Olgetree	1989	11.0	62
4. Nick Fairley	2010	10.5	67
5. Antonio Coleman	2009	10.0	60
Gerald Robinson	1985	10.0	71
Mike Pelton	1994	10.0	61
8. Quentin Groves	2006	9.5	62
Reggie Torbor	2003	9.5	64
10. Donnie Humphrey	1981	9.0	60

Kickoff Returns

Player	Year	Avg	Yards	Ret
1. Demond Washington	2010	25.0	1025	41
2. Tristan Davis	2006	27.0	756	28
3. James Brooks	1977	24.2	654	27
4. Thomas Bailey	1993	19.4	504	26
5. Robert Baker	1995	21.0	525	25
6. Tristan Davis	2008	27.4	657	24
Thomas Bailey	1991	24.6	591	24
8. Brent Fullwood	1984	23.1	509	22
9. Roderick Hood	2002	19.8	416	21
Robert Baker	1996	21.6	454	21
James Brooks	1979	27.5	577	21
Joe Cribbs	1976	23.3	490	21

Kickoff Return Yardage

Player	Year	Ret	Avg	Yards
1. Demond Washington	2010	41	25.0	1025
2. Tristan Davis	2006	28	27.0	756
3. Tristan Davis	2008	24	27.4	657
4. James Brooks	1977	27	24.2	654
5. Thomas Bailey	1991	24	24.6	591
6. James Brooks	1979	21	27.5	577
7. Robert Baker	1995	25	21.0	525
8. Brent Fullwood	1984	22	23.1	509
9. Thomas Bailey	1993	26	19.4	504
10. Demond Washington	2009	16	31.1	497

Kickoff Return Average (Min. 10 Returns)

Player	Year	Ret	Yards	Avg
1. Demond Washington	2009	16	497	31.06
2. David Langner	1972	13	369	28.28
3. Rick Neel	1975	17	478	28.12
4. James Brooks	1979	21	577	27.48
5. Tristan Davis	2008	24	657	27.38
6. Tristan Davis	2006	28	756	27.00
7. Mike Fuller	1973	16	420	26.25
8. Demond Washington	2010	41	1025	25.00
9. Markeith Cooper	1998	18	447	24.83
10. Onterio McCalebb	2009	11	272	24.73

SEC Single-Season Records Update

Total Offense

Player	Season	Rush	Pass	Total
1. Tim Tebow (UF)	2007	895	3286	4181
2. Tim Couch (UK)	1998	-124	4275	4151
3. Cam Newton (AU)	2010	1409	2589	3998
4. Rex Grossman (UF)	2001	8	3896	3904
5. Jared Lorenzen (UK)	2000	140	3687	3827
6. Peyton Manning (UT)	1997	-30	3819	3789
7. Tim Couch (UK)	1997	-125	3884	3759
8. Ryan Mallett (AR)	2009	-29	3624	3595
9. Eli Manning (OM)	2003	-28	3600	3572
10. Ryan Mallett (AR)	2010	-146	3592	3546

Touchdowns Responsible For (Scored & Passed For)

Player	Season	Scored	Passed	TD
1. Tim Tebow (UF)	2007	23	32	55
2. Cam Newton (AU)	2010	21	28	49
3. Andre Woodson (UK)	2007	3	40	43
4. Tim Tebow (UF)	2008	12	30	42
5. Danny Wuerffel (UF)	1996	2	39	41
6. Tim Couch (UK)	1997	3	37	40
7. Peyton Manning (UT)	1997	3	36	39
Rex Grossman (UF)	2001	5	34	39
9. Danny Wuerffel (UF)	1995	2	35	37
Tim Couch (UK)	1998	1	36	37

Rushing Yardage

Player	Year	Att	Yards
1. Herschel Walker (UGA)	1981	385	1891
2. Darren McFadden (AR)	2007	325	1830
3. Bo Jackson (AU)	1985	278	1786
4. Herschel Walker (UGA)	1982	335	1752
5. Charles Alexander (LSU)	1977	311	1686
6. Darren McFadden (AR)	2006	284	1647
7. Herschel Walker (UGA)	1980	274	1616
8. Moe Williams (UK)	1995	294	1600
9. Emmitt Smith (UF)	1989	284	1599
10. Rudi Johnson (AU)	2000	324	1567
11. Garrison Hearst (UGA)	1992	228	1547
12. Bobby Humphrey (UA)	1986	236	1471
13. Travis Stephens (UT)	2001	291	1464
14. Jay Graham (UT)	1995	272	1438
15. Artose Pinner (UK)	2002	283	1414
16. Cam Newton (AU)	2010	242	1409

Rushing Touchdowns

Player	Year	TD
1. Tim Tebow (UF)	2007	23
2. Cam Newton (AU)	2010	20
3. Garrison Hearst (UGA)	1992	19
Shaun Alexander (UA)	1999	19
LaBrandon Toefield (LSU)	2001	19



Single Season Records Update




SEC Single-Season Records Update

Scoring

Player	Year	TD	FG	PAT	Pts
1. Colt David (LSU)	2007	1	26	63	147
2. Shaun Alexander (UA)	1999	24	0	0	144
3. Tim Tebow (UF)	2007	23	0	0	138
4. Billy Bennett (UGA)	2003	0	31	38	131
5. Billy Bennett (UGA)	2002	0	26	52	130
6. Cam Newton (AU)	2010	21	0	0	126
Garrison Hearst (UGA)	1993	21	0	0	126
8. Jonathan Nichols (OM)	2003	0	25	49	125
9. Jackie Parker (MSU)	1952	16	0	24	120
Herschel Walker (UGA)	1981	20	0	0	120
Reggie Cobb (UT)	1987	20	0	0	120
12. Wes Byrum (AU)	2010	0	15	70	115
Daniel Lincoln (UT)	2007	0	21	52	115

Kickoff Return Yardage

Player	Year	Ret	Avg	Yards
1. Warren Norman (VU)	2009	40	26.3	1050
2. Dennis Johnson (AR)	2009	40	25.8	1031
3. Demond Washington	2010	41	25.0	1025
4. Leon Berry (MSU)	2009	38	26.7	1015
5. Brandon Boykin (UGA)	2009	38	26.0	988



TEAM SINGLE-SEASON RECORDS

Pass Completion Pct.

- 68.5 (2004)
- 66.7 (2010)**
- 65.4 (1987)
- 62.5 (2003)
- 62.1 (1995)
- 60.6 (2006)
- 60.4 (1993)
- 60.3 (1988)
- 59.9 (2009)
- 58.8 (2000)

Passing Touchdowns

- 29 (2010)**
- 25 (2009)
- 25 (2004)
- 24 (1971)
- 19 (2005)
- 19 (1996)
- 19 (1995)
- 19 (1999)
- 18 (2002)
- 18 (1997)
- 18 (1969)

Rushing Yards

- 3733 (2010)**
- 3438 (1985)
- 3279 (1979)
- 3231 (1983)
- 3087 (1974)
- 3086 (1984)
- 2804 (1978)
- 2756 (2009)
- 2739 (1982)
- 2732 (1980)

Rushing Yards/Game

- 312.5 (1985)
- 298.1 (1979)
- 293.4 (1983)
- 287.2 (2010)**
- 280.6 (1974)
- 257.2 (1984)
- 254.9 (1978)
- 249.0 (1982)
- 248.4 (1980)
- 244.3 (1986)

Rushing Touchdowns

- 41 (2010)**
- 36 (1985)
- 35 (1995)
- 35 (1986)
- 33 (1984)
- 32 (2003)
- 32 (2002)
- 31 (1979)
- 30 (1988)
- 28 (2005)
- 28 (1983)

Total Offensive Yards

- 6470 (2010)**
- 5613 (2009)
- 5469 (2004)
- 5049 (1995)
- 5038 (2002)
- 4923 (1984)
- 4918 (2005)
- 4891 (2003)
- 4850 (1970)
- 4777 (1988)

Total Offense/Game

- 497.7 (2010)**
- 485.0 (1970)
- 459.0 (1995)
- 434.3 (1988)
- 431.8 (2009)
- 423.3 (1969)
- 420.7 (2004)
- 420.0 (1993)
- 417.6 (1985)
- 416.4 (1986)

Points Scored

- 555 (2010)**
- 433 (2009)
- 424 (1995)
- 420 (2004)
- 388 (2002)
- 386 (2005)
- 379 (1986)
- 366 (1996)
- 363 (1969)
- 359 (1994)

First Downs

- 316 (2010)**
- 271 (2004)
- 266 (2009)
- 257 (2005)
- 256 (1995)
- 248 (2002)
- 248 (1993)
- 246 (2007)
- 246 (2003)
- 244 (1984)

Rushing First Downs

- 211 (1969)
- 208 (1985)
- 188 (2010)**
- 158 (1983)
- 157 (1974)
- 152 (1984)
- 140 (1979)
- 138 (2009)
- 137 (1986)
- 137 (1978)



2010 AUBURN
TIGERS



Numerical Roster



No	Name	Pos.	Ht.	Wt.	Yr.	Hometown	No	Name	Pos.	Ht.	Wt.	Yr.	Hometown
1	Trovon Reed	WR	6-0	181	Fr.	Thibodaux, LA	47	Nathan Taylor	WR	5-10	188	Jr.	Fredericksburg, VA
2	Cam Newton	QB	6-6	250	Jr.	College Park, GA	47	Joey Caldwell	LB	6-1	226	So.	Five Points, AL
2	Aairon Savage	DB	5-11	200	Sr.	Albany, GA	48	Dakota Mosley	TE	6-4	259	Fr.	Little Rock, AR
3	DeAngelo Benton	WR	6-2	201	So.	Bastrop, LA	48	Woody Parramore	DB	5-8	183	Sr.	Montgomery, AL
4	Zac Etheridge	S	6-0	213	Sr.	Troy, AL	49	Michael Goggans	DE	6-3	261	Sr.	Alexander City, AL
4	Shaun Kitchens	WR	6-3	217	Fr.	College Park, GA	50	Ryan Pugh	OL	6-4	297	Sr.	Hoover, AL
5	Michael Dyer	RB	5-9	215	Fr.	Little Rock, AR	51	Watson Downs	LB	6-0	215	So.	Dothan, AL
5	Jake Holland	LB	6-0	231	Fr.	Pelham, AL	52	Justin Delaine	DE	6-5	232	Fr.	Linden, AL
6	Antonio Goodwin	WR	6-1	173	Fr.	Atlanta, GA	53	Bart Eddins	OL	6-4	304	Sr.	Montgomery, AL
6	Jonathon Mincy	DB	5-10	180	Fr.	Decatur, GA	54	Jeffrey Whitaker	DT	6-3	308	Fr.	Warner Robins, GA
8	Anthony Morgan	DB	5-9	185	So.	Brantley, AL	55	Corey Lemonier	DE	6-4	227	Fr.	Hialeah, FL
9	Quindarius Carr	WR	6-1	186	Jr.	Huntsville, AL	56	Ashton Richardson	LB	6-0	190	Jr.	New Orleans, LA
10	LaDarius Owens	LB	6-2	236	Fr.	Bessemer, AL	57	Byron Isom	OL	6-3	302	Sr.	Jonesboro, GA
11	Chris Davis	CB	5-10	182	Fr.	Birmingham, AL	58	Harris Gaston	LB	6-1	231	RFr.	Birmingham, AL
12	Demetruce McNeal	DB	6-1	176	Fr.	College Park, GA	60	Eric Mack	OL	6-3	361	Fr.	St. Matthews, SC
13	Craig Sanders	DE	6-4	248	Fr.	Clio, AL	61	Josh Harris	DS	6-1	230	Jr.	Carrollton, GA
14	Demond Washington	DB	5-9	182	Sr.	Tallassee, AL	61	Donnie Riggins	OL	6-8	275	So.	Wetumpka, AL
14	Barrett Trotter	QB	6-2	211	So.	Birmingham, AL	62	Chad Slade	OL	6-5	316	Fr.	Moody, AL
15	Neiko Thorpe	DB	6-2	186	Jr.	Tucker, GA	63	Blake Burgess	OL	6-2	278	RFr.	Vestavia Hills, AL
15	Clint Moseley	QB	6-3	223	RFr.	Leroy, AL	64	Forrest Hill	DS	6-1	238	Fr.	Morrow, GA
16	Ikeem Means	DB	6-0	204	So.	Wetumpka, AL	64	Chase Seals	OL	6-7	300	Fr.	Auburn, AL
17	Josh Bynes	LB	6-2	235	Sr.	Lauderdale Lakes, FL	65	Tunde Fariyike	OL	6-2	330	Fr.	Thomaston, GA
17	Ryan Shoemaker	P	6-0	177	Sr.	Birmingham, AL	65	Jake Lembke	DS	6-0	234	RFr.	New Lenox, IL
18	Kodi Burns	WR	6-2	207	Sr.	Fort Smith, AR	66	Mike Berry	OL	6-3	316	Sr.	Antioch, TN
18	Wes Byrum	K	6-2	216	Sr.	Ft. Lauderdale, FL	67	Bobby Ingalls	OL	6-7	320	Jr.	Gardendale, AL
19	Neil Caudle	QB	6-3	198	Sr.	Hoover, AL	68	Ed Christian	OL	6-4	277	Fr.	Valdosta, GA
19	Ryan White	DB	5-10	186	Fr.	Tallahassee, FL	69	Ryan Preston	OL	6-1	274	Fr.	Oxford, AL
20	Drew Cole	DB	5-11	190	Jr.	Picayune, MS	70	Andre Harris	OL	6-3	318	RFr.	Lovejoy, GA
21	Eltoro Freeman	LB	5-11	225	Jr.	Alexander City, AL	71	John Sullen	OL	6-6	312	So.	Auburn, AL
22	T'Sharvan Bell	DB	6-0	180	So.	Kissimmee, FL	72	Andrew Parmer	OL	5-10	267	So.	Dalton, GA
23	Onterio McCalebb	RB	5-10	171	So.	Fort Meade, FL	73	Lee Ziemba	OL	6-8	319	Sr.	Rogers, AR
23	Sam Brown	WR	6-1	202	Jr.	Birmingham, AL	74	Jamar Travis	DL	6-0	288	So.	Brewton, AL
24	Ryan Smith	DB	6-1	183	Fr.	Cordova, AL	75	Brandon Mosley	OL	6-6	299	Jr.	Jefferson, GA
25	Daren Bates	LB	5-11	203	So.	Memphis, TN	76	Jorrell Bostrom	OL	6-3	322	Sr.	Nampa, ID
26	Mike McNeil	S	6-2	208	Jr.	Mobile, AL	77	A.J. Greene	OL	6-5	291	Jr.	Madison, TN
27	Mario Fannin	RB	5-11	228	Sr.	Hampton, GA	78	Roszell Gayden	OL	6-6	315	Jr.	New Hope, MN
28	Wade Christopher	LB	6-1	223	Sr.	Vestavia Hills, AL	79	Jared Cooper	OL	6-4	300	Jr.	Brewton, AL
28	Anderson Mack	WR	5-11	185	Fr.	Atlanta, GA	80	Emory Blake	WR	6-1	192	So.	Austin, TX
29	Chandler Brooks	K	6-0	180	Jr.	Huntsville, AL	81	Terrell Zachery	WR	6-1	210	Sr.	Wadley, AL
30	Steven Clark	P	6-5	232	Fr.	Kansas City, MO	83	Cameron Groce	TE	6-3	220	Fr.	Gardendale, AL
30	Twun Bonner	CB	5-10	180	Fr.	Adamsville, AL	84	Codey Frederick	WR	6-4	186	Fr.	Hamilton, AL
31	Trent Fisher	DB	6-0	184	Fr.	Nashville, TN	85	Travante Stallworth	WR	5-9	188	So.	Leesville, LA
32	Eric Smith	RB	5-10	240	Jr.	Seffner, FL	87	Derek Winter	WR	6-0	208	Jr.	Tampa, FL
33	Jessel Curry	LB	6-1	214	Fr.	Buford, GA	89	Darvin Adams	WR	6-3	185	Jr.	Kennesaw, GA
35	Jonathan Evans	LB	5-11	230	So.	Prichard, AL	90	Nick Fairley	DL	6-5	298	Jr.	Mobile, AL
36	Cody Parkey	K	6-0	184	Fr.	Jupiter, FL	91	Joel Bonomolo	DE	6-3	245	Jr.	Metairie, LA
37	Ladarious Phillips	RB	6-0	291	Fr.	Roanoke, AL	92	Kenneth Carter	DT	6-5	281	Fr.	Greenville, AL
38	Jawara White	LB	6-1	243	Fr.	Troy, AL	93	Mike Blanc	DL	6-4	297	Sr.	Pompano Beach, FL
39	Ralph Spry	WR	5-10	173	Jr.	Auburn, AL	94	Nosa Eguae	DE	6-2	258	RFr.	Mansfield, TX
40	Chris Humphries	LB	6-2	224	Jr.	Somerville, AL	95	Dee Ford	DE	6-4	240	So.	Odenville, AL
40	Jordan Spriggs	DB	5-9	168	Fr.	Mobile, AL	97	Derrick Lykes	DL	6-2	286	So.	Clanton, AL
40	Chris Otersen	TE	6-3	212	Jr.	Springfield, VA	98	Zach Clayton	DL	6-3	296	Sr.	Opelika, AL
41	Robert Cooper	TE	6-4	226	RFr.	Mobile, AL							
41	Dimitri Reese	WR	5-10	160	Fr.	Birmingham, AL							
42	Philip Pierre-Louis	WR	5-8	150	So.	Ft. Lauderdale, FL							
43	Philip Lutzenkirchen	TE	6-4	258	So.	Marietta, GA							
44	Patrick Lymon	RB	5-10	176	Fr.	Harvest, AL							
45	Antoine Carter	DE	6-4	256	Sr.	Ft. Lauderdale, FL							
45	Davis Hooper	RB	6-0	207	Jr.	Montgomery, AL							
46	Craig Stevens	LB	6-3	229	Sr.	Tallahassee, FL							



Alphabetical Roster



No	Name	Pos.	Ht.	Wt.	Yr.	Hometown	No	Name	Pos.	Ht.	Wt.	Yr.	Hometown
89	Darvin Adams	WR	6-3	185	Jr.	Kennesaw, GA	55	Corey Lemonier	DE	6-4	227	Fr.	Hialeah, FL
25	Daren Bates	LB	5-11	203	So.	Memphis, TN	43	Philip Lutzenkirchen	TE	6-4	258	So.	Marietta, GA
22	T'Sharvan Bell	DB	6-0	180	So.	Kissimmee, FL	97	Derrick Lykes	DL	6-2	286	So.	Clanton, AL
3	DeAngelo Benton	WR	6-2	201	So.	Bastrop, LA	44	Patrick Lymon	RB	5-10	176	Fr.	Harvest, AL
66	Mike Berry	OL	6-3	316	Sr.	Antioch, TN	28	Anderson Mack	WR	5-11	185	Fr.	Atlanta, GA
80	Emory Blake	WR	6-1	192	So.	Austin, TX	60	Eric Mack	OL	6-3	361	Fr.	St. Matthews, SC
93	Mike Blanc	DL	6-4	297	Sr.	Pompano Beach, FL	23	Onterio McCalebb	RB	5-10	171	So.	Fort Meade, FL
30	Twun Bonner	CB	5-10	180	Fr.	Adamsville, AL	12	Demetruce McNeal	DB	6-1	176	Fr.	College Park, GA
91	Joel Bonomolo	DE	6-3	245	Jr.	Metairie, LA	26	Mike McNeil	S	6-2	208	Jr.	Mobile, AL
76	Jorrell Bostrom	OL	6-3	322	Sr.	Nampa, ID	16	Ikeem Means	DB	6-0	204	So.	Wetumpka, AL
29	Chandler Brooks	K	6-0	180	Jr.	Huntsville, AL	6	Jonathon Mincy	DB	5-10	180	Fr.	Decatur, GA
23	Sam Brown	WR	6-1	202	Jr.	Birmingham, AL	8	Anthony Morgan	DB	5-9	185	So.	Brantley, AL
63	Blake Burgess	OL	6-2	278	RFr.	Vestavia Hills, AL	15	Clint Moseley	QB	6-3	223	RFr.	Leroy, AL
18	Kodi Burns	WR	6-2	207	Sr.	Fort Smith, AR	75	Brandon Mosley	OL	6-6	299	Jr.	Jefferson, GA
17	Josh Bynes	LB	6-2	235	Sr.	Lauderdale Lakes, FL	48	Dakota Mosley	TE	6-4	259	Fr.	Little Rock, AR
18	Wes Byrum	K	6-2	216	Sr.	Ft. Lauderdale, FL	2	Cam Newton	QB	6-6	250	Jr.	College Park, GA
47	Joey Caldwell	LB	6-1	226	So.	Five Points, AL	40	Chris Otersen	TE	6-3	212	Jr.	Springfield, VA
9	Quindarius Carr	WR	6-1	186	Jr.	Huntsville, AL	10	LaDarius Owens	LB	6-2	236	Fr.	Bessemer, AL
45	Antoine Carter	DE	6-4	256	Sr.	Ft. Lauderdale, FL	36	Cody Parkey	K	6-0	184	Fr.	Jupiter, FL
92	Kenneth Carter	DT	6-5	281	Fr.	Greenville, AL	72	Andrew Parmer	OL	5-10	267	So.	Dalton, GA
19	Neil Caudle	QB	6-3	198	Sr.	Hoover, AL	48	Woody Parramore	DB	5-8	183	Sr.	Montgomery, AL
68	Ed Christian	OL	6-4	277	Fr.	Valdosta, GA	37	Ladarius Phillips	RB	6-0	291	Fr.	Roanoke, AL
28	Wade Christopher	LB	6-1	223	Sr.	Vestavia Hills, AL	42	Philip Pierre-Louis	WR	5-8	150	So.	Ft. Lauderdale, FL
30	Steven Clark	P	6-5	232	Fr.	Kansas City, MO	69	Ryan Preston	OL	6-1	274	Fr.	Oxford, AL
98	Zach Clayton	DL	6-3	296	Sr.	Opelika, AL	50	Ryan Pugh	OL	6-4	297	Sr.	Hoover, AL
20	Drew Cole	DB	5-11	190	Jr.	Picayune, MS	1	Trovon Reed	WR	6-0	181	Fr.	Thibodaux, LA
79	Jared Cooper	OL	6-4	300	Jr.	Brewton, AL	41	Dimitri Reese	WR	5-10	160	Fr.	Birmingham, AL
41	Robert Cooper	TE	6-4	226	RFr.	Mobile, AL	56	Ashton Richardson	LB	6-0	190	Jr.	New Orleans, LA
33	Jessel Curry	LB	6-1	214	Fr.	Buford, GA	61	Donnie Riggins	OL	6-8	275	So.	Wetumpka, AL
11	Chris Davis	CB	5-10	182	Fr.	Birmingham, AL	13	Craig Sanders	DE	6-4	248	Fr.	Clio, AL
52	Justin Delaine	DE	6-5	232	Fr.	Linden, AL	2	Aairon Savage	DB	5-11	200	Sr.	Albany, GA
51	Watson Downs	LB	6-0	215	So.	Dothan, AL	64	Chase Seals	OL	6-7	300	Fr.	Auburn, AL
5	Michael Dyer	RB	5-9	215	Fr.	Little Rock, AR	17	Ryan Shoemaker	P	6-0	177	Sr.	Birmingham, AL
53	Bart Eddins	OL	6-4	304	Sr.	Montgomery, AL	62	Chad Slade	OL	6-5	316	Fr.	Moody, AL
94	Nosa Eguae	DE	6-2	258	RFr.	Mansfield, TX	32	Eric Smith	RB	5-10	240	Jr.	Seffner, FL
4	Zac Etheridge	S	6-0	213	Sr.	Troy, AL	24	Ryan Smith	DB	6-1	183	Fr.	Cordova, AL
35	Jonathan Evans	LB	5-11	230	So.	Prichard, AL	40	Jordan Spriggs	DB	5-9	168	Fr.	Mobile, AL
90	Nick Fairley	DL	6-5	298	Jr.	Mobile, AL	39	Ralph Spry	WR	5-10	173	Jr.	Auburn, AL
27	Mario Fannin	RB	5-11	228	Sr.	Hampton, GA	85	Travante Stallworth	WR	5-9	188	So.	Leesville, LA
65	Tunde Fariyike	OL	6-2	330	Fr.	Thomaston, GA	46	Craig Stevens	LB	6-3	229	Sr.	Tallahassee, FL
31	Trent Fisher	DB	6-0	184	Fr.	Nashville, TN	71	John Sullen	OL	6-6	312	So.	Auburn, AL
95	Dee Ford	DE	6-4	240	So.	Odenville, AL	47	Nathan Taylor	WR	5-10	188	Jr.	Fredericksburg, VA
84	Codey Frederick	WR	6-4	186	Fr.	Hamilton, AL	15	Neiko Thorpe	DB	6-2	186	Jr.	Tucker, GA
21	Eltoro Freeman	LB	5-11	225	Jr.	Alexander City, AL	74	Jamar Travis	DL	6-0	288	So.	Brewton, AL
58	Harris Gaston	LB	6-1	231	RFr.	Birmingham, AL	14	Barrett Trotter	QB	6-2	211	So.	Birmingham, AL
78	Roszell Gayden	OL	6-6	315	Jr.	New Hope, MN	14	Demond Washington	DB	5-9	182	Sr.	Tallassee, AL
49	Michael Goggans	DE	6-3	261	Sr.	Alexander City, AL	54	Jeffrey Whitaker	DT	6-3	308	Fr.	Warner Robins, GA
6	Antonio Goodwin	WR	6-1	173	Fr.	Atlanta, GA	38	Jawara White	LB	6-1	243	Fr.	Troy, AL
83	Cameron Groce	TE	6-3	220	Fr.	Gardendale, AL	19	Ryan White	DB	5-10	186	Fr.	Tallahassee, FL
77	A.J. Greene	OL	6-5	291	Jr.	Madison, TN	87	Derek Winter	WR	6-0	208	Jr.	Tampa, FL
70	Andre Harris	OL	6-3	318	RFr.	Lovejoy, GA	81	Terrell Zachery	WR	6-1	210	Sr.	Wadley, AL
61	Josh Harris	DS	6-1	230	Jr.	Carrollton, GA	73	Lee Ziemba	OL	6-8	319	Sr.	Rogers, AR
64	Forrest Hill	DS	6-1	238	Fr.	Morrow, GA							
5	Jake Holland	LB	6-0	231	Fr.	Pelham, AL							
45	Davis Hooper	RB	6-0	207	Jr.	Montgomery, AL							
40	Chris Humphries	LB	6-2	224	Jr.	Somerville, AL							
67	Bobby Ingalls	OL	6-7	320	Jr.	Gardendale, AL							
57	Byron Isom	OL	6-3	302	Sr.	Jonesboro, GA							
4	Shaun Kitchens	WR	6-3	217	Fr.	College Park, GA							
65	Jake Lembke	DS	6-0	234	RFr.	New Lenox, IL							



Depth Chart



Offense

QB	2 Cam Newton (6-6/250/Jr./College Park, Ga.)
	14 Barrett Trotter (6-2/211/So./Birmingham, Ala.)
RB	5 Michael Dyer (5-9/215/Fr./Little Rock, Ark.)
	27 Mario Fannin (5-11/228/Sr./Hampton, Ga.) --OR--
	23 Onterio McCalebb (5-10/171/So./Fort Meade, Ga.)
HB	43 Philip Lutzenkirchen (6-4/258/So./Marietta, Ga.)
	32 Eric Smith (5-10/240/Jr./Seffner, Fla.)
	4 Shaun Kitchens (6-3/217/Fr./College Park, Ga.)
WR	18 Kodi Burns (6-2/207/Sr./Fort Smith, Ark.)
	80 Emory Blake (6-1/192/So./Austin, Texas)
WR	81 Terrell Zachery (6-1/210/Sr./Wadley, Ala.)
	9 Quindarius Carr (6-1/186/Jr./Huntsville, Ala.)
	3 DeAngelo Benton (6-2/201/So./Bastrop, La.)
WR	89 Darvin Adams (6-3/185/Jr./Canton, Miss.)
	87 Derek Winter (6-0/208/Jr./Tampa, Fla.)
LT	73 Lee Ziemba (6-8/319/Sr./Rogers, Ark.)
	75 Brandon Mosley (6-6/299/Jr./Jefferson, Ga.)
LG	66 Mike Berry (6-3/316/Sr./Antioch, Tenn.)
	53 Bart Eddins (6-4/304/Sr./Montgomery, Ala.)
C	50 Ryan Pugh (6-4/297/Sr./Hoover, Ala.)
	63 Blake Burgess (6-2/278/RFr./Vestavia Hills, Ala.)
RG	57 Byron Isom (6-3/291/Sr./Jonesboro, Ga.)
	76 Jorrell Bostrom (6-3/322/Sr./Nampa, Idaho) --OR--
	79 Jared Cooper (6-4/300/Jr./Brewton, Ala.)
RT	75 Brandon Mosley (6-6/299/Jr./Jefferson, Ga.)
	71 John Sullen (6-6/312/So./Auburn, Ala.)

Defense

LE	45 Antoine Carter (6-4/256/Sr./Ft. Lauderdale, Fla.)
	55 Corey Lemonier (6-4/227/Fr./Hialeah, Fla.)
	95 Dee Ford (6-4/240/So./Odenville, Ala.)
DT	98 Zach Clayton (6-3/296/Sr./Opelika, Ala.)
	54 Jeffrey Whitaker (6-3/308/Fr./Warner Robins, Ga.)
DT	90 Nick Fairley (6-5/298/Jr./Mobile, Ala.)
	93 Mike Blanc (6-4/297/Sr./Pompano Beach, Fla.)
RE	94 Nosa Eguae (6-2/258/RFr./Mansfield, Texas)
	49 Michael Goggans (6-3/261/Sr./Alexander City, Ala.)
	13 Craig Sanders (6-4/248/Fr./Clio, Ala.)
LLB	46 Craig Stevens (6-4/229/Sr./Tallahassee, Fla.)
	21 Eltoro Freeman (5-11/225/Jr./Alexander City, Ala.) --OR--
	35 Jonathan Evans (5-11/230/So./Prichard, Ala.)
MLB	17 Josh Bynes (6-2/235/Sr./Lauderdale Lakes, Fla.)
	5 Jake Holland (6-0/231/Fr./Pelham, Ala.) --OR--
	58 Harris Gaston (6-1/231/RFr./Bessemer, Ala.)
RLB	25 Daren Bates (5-11/203/So./Memphis, Tenn.)
	33 Jessel Curry (6-1/214/Fr./Buford, Ga.)
	38 Jawara White (6-1/243/Fr./Troy, Ala.)
LC	14 Demond Washington (5-9/182/Sr./Tallassee, Ala.)
	22 T'Sharvan Bell (6-0/180/So./Kissimmee, Fla.)
S	4 Zac Etheridge (6-0/213/Sr./Troy, Ala.)
	16 Ikeem Means (6-0/204/So./Wetumpka, Ala.)
S	26 Mike McNeil (6-2/208/Jr./Mobile, Ala.)
	12 Demetruce McNeal (6-1/176/Fr./College Park, Ga.)
RC	15 Neiko Thorpe (6-2/186/Jr./Tucker, Ga.)
	11 Chris Davis (5-10/182/Fr./Birmingham, Ala.)

Special Teams

PK	18 Wes Byrum (6-2/216/Sr./Ft. Lauderdale, Fla.)
	36 Cody Parkey (6-0/184/Fr./Jupiter, Fla.)
P	17 Ryan Shoemaker (6-0/177/Sr./Birmingham, Ala.)
	30 Steven Clark (6-5/232/Fr./Kansas City, Mo.)
DS	61 Josh Harris (6-1/230/Jr./Carrollton, Ga.)
	65 Jake Lembke (6-0/234/RFr./New Lenox, Ill.)
H	19 Neil Caudle (6-3/198/Sr./Hoover, Ala.)
	15 Clint Moseley (6-3/223/RFr./Leroy, Ala.)

PR	9 Quindarius Carr (6-1/186/Jr./Huntsville, Ala.)
	89 Darvin Adams (6-3/185/Jr./Kennesaw, Ga.)
KR	14 Demond Washington (5-9/182/Sr./Tallassee, Ala.) & 23 Onterio McCalebb (5-10/171/So./Fort Meade, Ga.)
	27 Mario Fannin (5-11/228/Sr./Hampton, Ga.) & 15 Neiko Thorpe (6-2/186/Jr./Tucker, Ga.)



The Players



DARVIN ADAMS #89 WR

6-3 • 185 • Jr. • 2L
Canton, Miss. (Harrison)
Philosophy

CAREER — Has caught at least two passes in 25 of the last 26 games and last 18 consecutive games dating back to 2009 ... 7th in AU history in career receptions with 111 ... Eight 100-yard receiving games which is third-most all-time at AU ... 7th in AU career receiving yards with 1,924 ... T-3rd in AU history with 17 career TD's ... Holds AU bowl game record for receptions with 12 vs. Northwestern in 2010 Outback Bowl ... Auburn single-season record holder with 60 catches (2009) ... Set SEC Championship Game record with 217 receiving yards.

2010 — *Coaches' Second-Team Preseason All-SEC ... Preseason Second-Team All-SEC as voted by media ... Biletnikoff Award watch list* ... Has appeared in 13 games with 12 starts ... Leads AU in receptions (48) and receiving yards (909) ... 9th in SEC/45th in NCAA in receiving yards per game (69.9) ... 36th in NCAA in total receiving yards (909) ... Is 10th in SEC in receptions per game (3.4) ... In season opener vs. Arkansas State, hauled in two catches for 58 yards with a long of 42 ... Against Mississippi State, hauled in first TD catch of the season on a 12-yard pass from Cameron Newton to break 7-7 tie with 8:37 left in second quarter ... Totaled three grabs for 38 yards vs. MSU ... Against Clemson, went over the century mark in receiving yards for the first time this season with 118 yards on five catches ... The 118 yards was a game high ... Also caught 8-yard TD pass in third quarter to tie game at 17-17 after AU trailed 17-3 at half ... Against South Carolina, tied for team lead with four catches going for 45 yards with a long grab of 18 yards ... Against ULM, in limited action hauled in two passes for 25 yards ... Against Kentucky, led all receivers with 101 yards on five catches with a long grab of 39 yards ... Against Arkansas, hauled in two catches for 34 yards with a long grab of 22 yards ... Caught three passes against LSU for 33 yards, with long catch of 17 yards ... Against Ole Miss, nabbed season high and led all receivers with six catches and 75 yards ... Had a 24-yard TD catch in second quarter to give AU 24-14 lead ... Has 16 catches for 243 yards in last four games (UK, ARK, LSU, UM) ... Against UTC, caught a pair of TD passes and totaled 106 six receiving yards on four receptions ... Scoring grabs came on catches of 30 and 39 yards ... The 39-yard TD catch was season long scoring reception ... Against Georgia, tied for team-high with three catches that went for 60 yards with a long catch of 11 yards ... Against Alabama, hauled in two receptions for 29 yards including a key 9-yard grab on 4th-and-3 on AU's game-winning drive in the fourth quarter ... In SEC Championship Game vs. South Carolina, set career high and SEC Championship Game record with 217 receiving yards on seven catches with a pair of TDs ... Hauled in TD catches of 54 and 51 yards ... Had long catch of 62 yards which set up AU's first TD on game's opening drive ... Also returned one punt for 10 yards.

2009 — *Set AU single-season record with 60 catches ... 997 receiving yards were third-most in AU single-season ... 10 TD catches were also third-most in AU single-season ... Had four 100-yard receiving games ... Had 32 catches in last five games ... Had at least three catches in 11 of 13 games ... 3rd in SEC/34th in NCAA in receiving yards per game, 76.7 pg ... 4th in SEC/73rd in NCAA in receptions per game, 4.62 pg ... 30th in NCAA in total receiving yards, 997 ... 9th in SEC in scoring (TD's), 5.0 ppg ... Phil Steele's First-Team Midseason All-SEC ... With back-to-back 100-yard receiving games against Alabama (138) and Northwestern (142) in the Outback Bowl, became just the third AU receiver in the last 11 years and first since Courtney Taylor in 2006 to accomplish the feat ... Appeared in 13 games with nine starts ... Had first career start in season opener vs. Louisiana Tech, catching four passes for 65 yards including first career TD grab ... TD came on 17-yard pass from Chris Todd ... Totaled 116 receiving yards on five catches in victory over Mississippi State ... Accounted for 58 percent of total receiving yardage (116 of 199) vs. Mississippi State ... Became first AU player to have at least three TD receptions in a game in 20 years (Alexander Wright vs. Pacific, 1989) with performance vs. West Virginia ... Had six catches, three for TD's, for 80 yards vs. Mountaineers ... Against Ball State, finished with five catches for 73 yards including a 26-yard TD catch ... Caught a pair of passes for 29 yards in victory over Tennessee ... Made three catches for 24 yards against Arkansas ... Against Kentucky, had three grabs for 57 yards, including a long catch of 37 yards ... Played, but did not have a catch against LSU ... Against Ole Miss, caught a 28-yard TD pass to give Tigers a 10-7 second-quarter lead they would never relinquish in victory over Rebels ... Finished with team-high four catches vs. Ole Miss for 68 yards ... Tied*

career-high of three TD's and six catches going for game-best 115 yards in one half of play against Furman ... Against Georgia, registered six catches going for a game-high 90 yards ... Against Alabama, led all receivers with 138 yards on four catches ... Had a 72-yard TD catch and run to give AU 21-14 lead in third quarter ... The 72-yard TD was longest of career and the second longest by AU player vs. Alabama in series history ... Named game MVP after tying Outback Bowl record with 12 catches in victory over Northwestern ... The 12 grabs set AU bowl record and also set career-high as did 142 receiving yards.

2008 — Played in 10 games at wide receiver and special teams ... Caught three passes for 18 yards on the season ... All three catches came against UT-Martin ... Had four special teams tackles.

HIGH SCHOOL — High School Coach: Bruce Cobleigh ... Had 66 catches for 867 yards and 11 touchdowns as a senior ... Also collected 106 tackles and two interceptions during senior season ... Honorable Mention Class AAAAA All-State team as a senior ... Selected to play in Cobb County All-Star Senior Bowl ... Threw for 974 yards and 15 touchdowns as a junior while also rushing for five scores, and had over 40 receptions as a sophomore ... Also had 52 tackles and six interceptions as a junior ... Ranked No. 48 nationally at wide receiver by Rivals.com ... Also ranked as the No. 23 prospect in Georgia by Rivals.com ... Ranked No. 116 among wide receivers by Scout.com ... The No. 44-ranked prospect from Georgia by SuperPrep ... Named to PrepStar's All-Southeast Region team.

PERSONAL — Born Jan. 5, 1990 ... Son of Vincent and Tonya Adams and Darlene and Terry White ... Major: Philosophy.

ADAMS' CAREER RECEIVING STATS

YEAR	G/GS	NO	YDS	AVG	TD	LP/OPPONENT
2008	10/0	3	18	6.0	0	9/UT Martin
2009	13/9	60	997	16.6	10	72/Alabama
2010	13/12	48	909	18.9	7	62/South Carolina (SECCG)
Totals	36/21	111	1,924	17.3	17	72/Alabama

ADAMS' CAREER GAME HIGH STATS

	No.	Opponent	Date
Receptions	12	Northwestern	1/1/10
Rec. Yards	217	South Carolina (SECCG)	12/4/10
Rec. TDs	3	2x (last vs. Furman)	11/7/09

ADAMS' GAME-BY-GAME RECEIVING STATS

DATE	OPPONENT	REC	YDS	AVG	TD	TD REC
8/30/08	LOUISIANA MONROE	0	0	0	0	--
9/6/08	SOUTHERN MISS	0	0	0	0	--
9/13/08	at Mississippi State	0	0	0	0	--
9/20/08	LSU	0	0	0	0	--
9/27/08	TENNESSEE	0	0	0	0	--
10/4/08	at Vanderbilt	0	0	0	0	--
10/11/08	ARKANSAS					DID NOT PLAY
10/23/08	at West Virginia	0	0	0	0	--
11/1/08	at Ole Miss	0	0	0	0	--
11/8/08	UT-MARTIN	3	18	6.0	0	--
11/15/08	GEORGIA					DID NOT PLAY
11/29/08	at Alabama	0	0	0	0	--


DATE	OPPONENT	REC	YDS	AVG	TD	TD REC
9/5/09	* LOUISIANA TECH	4	65	16.3	1	17
9/12/09	* MISSISSIPPI STATE	5	116	23.2	0	--
9/19/09	WEST VIRGINIA	6	80	13.3	3	16, 4, 17
9/26/09	* BALL STATE	5	73	14.6	1	26
10/3/09	at Tennessee	2	29	14.5	0	--
10/10/09	* at Arkansas	3	24	8.0	0	--
10/17/09	KENTUCKY	3	57	19.0	0	--
10/24/09	* at LSU	0	0	0.0	0	--
10/31/09	* OLE MISS	4	68	17.0	1	28
11/7/09	FURMAN	6	115	19.1	3	6, 23, 41
11/14/09	* at Georgia	6	90	15.0	0	--
11/27/09	* ALABAMA	4	138	34.5	1	72
11/1/10	* Northwestern (Outback)	12	142	11.8	0	--



The Players



DATE	OPPONENT	REC	YDS	AVG	TD	TD REC
9/4/10	* ARKANSAS STATE	2	58	29.0	0	-
9/9/10	* at Mississippi State	3	38	12.7	1	12
9/18/10	* CLEMSON	5	118	23.6	1	8
9/25/10	* SOUTH CAROLINA	4	45	11.3	0	--
10/2/10	* LOUISIANA-MONROE	2	25	12.5	0	--
10/9/10	* at Kentucky	5	101	20.2	0	--
10/16/10	* ARKANSAS	2	34	17.0	0	--
10/23/10	* LSU	3	33	11.0	0	--
10/30/10	* at Ole Miss	6	75	12.5	1	24
11/6/10	* CHATTANOOGA	4	106	26.5	2	30, 39
11/13/10	* GEORGIA	3	30	10.0	0	--
11/26/10	at Alabama	2	29	14.5	0	--
12/4/10	* South Carolina (SECCG)	7	217	31.0	2	54, 51



DAREN BATES #25 LB
 5-11 • 203 • So. • 1L
 Olive Branch, Miss. (Olive Branch)
 Undecided

CAREER — Played safety as a freshman in 2009.

2010 — Appeared in 11 games with nine starts ... 7th on team with 47 tackles ... Made first collegiate start at linebacker in season opener vs. Arkansas State and led Tigers in tackles with a career-best of 10 ... Seven of the 10 tackles were solo ... Against Mississippi State, totaled three solo tackles ... Against Clemson, had one QB hurry to go with five total tackles, three solo ... Against South Carolina, forced first career fumble, which led to AU go-ahead TD in 4th Qtr., had a QB hurry, one TFL (minus 1 yard) and five total tackles ... In limited action vs. ULM, recorded one assisted tackle with one QB hurry ... Against Kentucky, finished second on team with eight tackles, including six solo stops ... Also forced a fumble in second quarter that led to AU field goal ... Totaled three tackles, two solo, vs. Arkansas ... Against LSU, registered five tackles with one QB hurry before leaving game with injury in the second quarter ... Did not play vs. Ole Miss due to injury, breaking streak of 21 consecutive starts since 2009 freshman season ... Did not play vs. UTC due to injury ... Against Georgia, had one solo tackle with a QB hurry ... Played vs. Alabama but did not have a tackle ... In SEC Championship Game vs. South Carolina, finished with third-most tackles with six and had an interception which halted a Gamecocks' scoring threat at the AU 24-yard line.

2009 — Ranked T-39th in SEC in tackles per game, 5.4 tpg ... Started all 13 games ... Totaled 70 tackles with 2.5 TFLs and one fumble recovery ... Started at safety in season opener vs. Louisiana Tech ... Recorded AU's only interception of the game, making a leaping grab at the AU 2-yard line to halt a Tech scoring threat ... Had three assisted tackles and two QB hurries in SEC opener vs. Mississippi State ... Totaled four solo tackles vs. West Virginia ... Led Tigers with seven tackles vs. Ball State ... Also registered half a sack (minus 12 yards) and 1.5 TFLs (minus 14 yards) vs. Ball State ... Tied career high with seven tackles against Tennessee ... Six of his seven stops vs. the Vols were solo ... Had six tackles, with five solo, against Arkansas ... Against Kentucky, set season-high with eight tackles with six solo stops ... Had a QB hurry to go with four assisted tackles vs. LSU ... Against Ole Miss, tied for team lead with nine tackles ... Also recovered a fumble and broke up one pass vs. Rebels ... In limited action vs. Furman, totaled two tackles, both solo ... Finished with three tackles vs. Georgia ... Finished with seven tackles, five solo, including a TFL (minus 5 yards) vs. Alabama ... In Outback Bowl vs. Northwestern, recorded seven tackles, including six solo stops, with one pass break-up.

HIGH SCHOOL — High School Coach: Scott Samsel ... Collected 90 tackles and four interceptions and had nearly 900 yards of total offense as a senior ... Named to the MHSAA All-Region 1 Class 5A team ... Selected for the Commercial Appeal Shelby Metro All-Suburban team ... Named the BankPlus Player of the Week by the DeSoto Times following a 49-22 victory over Horn Lake in which he had 107 total yards and three touchdowns, 10 tackles and an interception.

PERSONAL — Born Nov. 27, 1990 ... Son of Michael and Weslynn Bates ... Major: Undecided.

BATES' CAREER DEFENSIVE STATS

YEAR	G/GS	TT	UT	AT	TFL-YDS	QBS-YDS	FF/FR	PD	I/YDS
2009	13/13	70	46	24	2.5-19	0.5-12	0/1	4	1/0
2010	11/9	47	30	17	1.0-1	0.0-0	2/0	0	1/0
Totals	24/22	117	76	41	3.5-20	0.5-12	2/1	4	2/0

BATES' CAREER GAME HIGH STATS

	No.	Opponent	Date
Tackles	10	Arkansas State	9/4/10
Tackles for Loss	1.5	Ball State	9/26/09
Sacks	0.5	Ball State	9/26/09

BATES' GAME-BY-GAME DEFENSIVE STATS

DATE	OPPONENT	TT	UT	AT	PD	INT-YDS
9/5/09	* LOUISIANA TECH	3	1	2	1	1-0
9/12/09	* MISSISSIPPI STATE	3	0	3	0	0-0
9/19/09	* WEST VIRGINIA	4	4	0	0	0-0
9/26/09	* BALL STATE	7	5	2	1	0-0
10/3/09	* at Tennessee	7	6	1	0	0-0
10/10/09	* at Arkansas	6	5	1	0	0-0
10/17/09	* KENTUCKY	8	6	2	0	0-0
10/24/09	* at LSU	4	0	4	0	0-0
10/31/09	* OLE MISS	9	5	4	1	0-0
11/7/09	* FURMAN	2	2	0	0	0-0
11/14/09	* at Georgia	3	1	2	0	0-0
11/27/09	* ALABAMA	7	5	2	0	0-0
1/1/10	* Northwestern (Outback)	7	6	1	1	0-0

DATE	OPPONENT	TT	UT	AT	PD	INT-YDS
9/4/10	* ARKANSAS STATE	10	7	3	0	0-0
9/9/10	* at Mississippi State	3	3	0	0	0-0
9/18/10	* CLEMSON	5	3	2	0	0-0
9/25/10	* SOUTH CAROLINA	5	3	2	0	0-0
10/2/10	* LOUISIANA-MONROE	1	0	1	0	0-0
10/9/10	* at Kentucky	8	6	2	0	0-0
10/16/10	* ARKANSAS	3	2	1	0	0-0
10/23/10	* LSU	5	2	3	0	0-0
10/30/10	at Ole Miss			DID NOT PLAY		
11/6/10	CHATTANOOGA			DID NOT PLAY		
11/13/10	* GEORGIA	1	1	0	0	0-0
11/26/10	at Alabama	0	0	0	0	0-0
12/4/10	South Carolina (SECCG)	6	3	3	0	1-0



T'SHARVAN BELL #DB 22
 6-0 • 180 • So. • 1L
 Kissimmee, Fla. (Osceola)
 Management

2010 — Appeared in 10 games with two starts and totaled 33 tackles with 2.5 TFLs and one INT ... T-2nd on team in PBU's (4) ... In season opener vs. Arkansas State, registered half a TFL (minus 1 yard) to go with two total tackles and one PBU ... Played but did not register a tackle in SEC opener at Mississippi State ... Against Clemson, totaled three tackles with two solo stops ... Against South Carolina, had first career fumble recovery to go with two tackles ... Fumble recovery led to go-ahead TD in 4th quarter ... Against ULM, made first career start and posted five tackles ... Also had PBU vs. ULM ... Against Kentucky, recorded career-high of six tackles, all solo stops ... Against Arkansas, left game in first half with injury ... Missed three games due to injury ... Against Georgia, returned from injury and recorded three tackles, all solo stops ... Against Alabama, posted career bests with three tackles, one sack and two TFLs ... First career solo sack came late in fourth quarter on third down with Alabama at the AU 36-yard line to take Tide out of field goal range ... Also had a pair of PBU's with last coming on Crimson Tide's final drive of game ... Part of AU defense that held Alabama to 67 yards total offense in second half ... In SEC Championship Game vs. South Carolina, set career high and led team with nine tackles including six solo stops ... Also picked off a pass and returned it 10 yards for AU touchdown ... Was first INT return for score of career.



The Players



2009 — Appeared in 13 games ... Recorded one solo tackle in season opener vs. Louisiana Tech ... Recorded first career INT vs. Mississippi State ... Had one solo stop vs. West Virginia ... Notched first TFL (0.5) vs. Arkansas for minus 2 yards ... Also had season best two tackles vs. Razorbacks ... Matched season best with two tackles vs. Georgia ... In Outback Bowl vs. Northwestern, registered season-high with a pair of interceptions including one pass picked off in the end zone ... Did not have a tackle vs. Northwestern.

2008 — Redshirted.

HIGH SCHOOL — High School Coach: Jeff Rolson ... Passed for 930 yards and 10 touchdowns as a senior ... Carried 47 times for 606 yards (12.9 average) and seven touchdowns ... Recorded 17 total touchdowns along with seven interceptions defensively, including two for touchdowns ... Class 5A first team all-state, all-Central Florida and all-Oceola County selection as a senior ... Orlando Touchdown Club Offensive Player of the Week (Nov. 12) ... As a junior, scored eight times on offense and had eight interceptions on defense ... Ranked No. 26 nationally among safeties by Scout.com ... Ranked No. 30 nationally among athletes by Rivals.com ... The No. 31-ranked defensive back nationally and the No. 23-ranked prospect from Florida in the *SuperPrep* Florida 111 ... Ranked as the No. 24 prospect in the state of Florida by the *Orlando Sentinel*.

PERSONAL — Born Sept. 22, 1989 ... Son of Bertia Williams and Earl Bell ... Major: Management.

BELL'S CAREER DEFENSIVE STATS

YEAR	G/GS	TT	UT	AT	TFL-YDS	QBS-YDS	FF/FR	PD	I/YDS
2009	13/0	9	7	2	0.5-2	0.0-0	0/0	3	3-3
2010	10/2	33	24	9	2.5-6	1.0-4	0/1	4	1-10
Totals	23/2	42	31	11	3.0-8	1.0-4	0/1	7	4-13

BELL'S CAREER GAME HIGH STATS

	No.	Opponent	Date
Tackles	9	South Carolina (SECCG)	12/4/10
Interceptions	1	2x (last vs. South Carolina [SECCG])	12/4/10

BELL'S GAME-BY-GAME DEFENSIVE STATS

DATE	OPPONENT	TT	UT	AT	PD	INT-YDS
9/5/09	LOUISIANA TECH	1	1	0	0	0-0
9/12/09	MISSISSIPPI STATE	1	1	0	1	1-0
9/19/09	WEST VIRGINIA	1	1	0	0	0-0
9/26/09	BALL STATE	1	1	0	0	0-0
10/3/09	at Tennessee	0	0	0	0	0-0
10/10/09	at Arkansas	2	1	1	0	0-0
10/17/09	KENTUCKY	0	0	0	0	0-0
10/24/09	at LSU	0	0	0	0	0-0
10/31/09	OLE MISS	0	0	0	0	0-0
11/7/09	FURMAN	0	0	0	0	0-0
11/14/09	at Georgia	2	2	0	0	0-0
11/27/09	ALABAMA	1	0	1	0	0-0
1/1/10	Northwestern (Outback)	0	0	0	2	2-0

DATE	OPPONENT	TT	UT	AT	PD	INT-YDS
9/4/10	ARKANSAS STATE	2	0	2	1	0-0
9/9/10	at Mississippi State	0	0	0	0	0-0
9/18/10	CLEMSON	3	2	1	0	0-0
9/25/10	SOUTH CAROLINA	2	0	2	0	0-0
10/2/10	* LOUISIANA-MONROE	5	4	1	1	0-0
10/9/10	* at Kentucky	6	6	0	0	0-0
10/16/10	ARKANSAS	0	0	0	0	0-0
10/23/10	LSU			DID NOT PLAY		
10/30/10	at Ole Miss			DID NOT PLAY		
11/6/10	CHATTANOOGA			DID NOT PLAY		
11/13/10	GEORGIA	3	3	0	0	0-0
11/26/10	at Alabama	3	3	0	2	0-0
12/4/10	* South Carolina (SECCG)	9	6	3	0	1-10



DEANGELO BENTON

#3

WR

6-2 • 201 • So. • 1L
 Bastrop, La. (Bastrop)
 Undecided

2010 — Appeared in eight games, primarily on special teams ... Saw playing time in season opener vs. Arkansas State, but did not record a catch ... Did not play in SEC opener at Mississippi State ... Played but did not have a reception vs. Clemson ... Saw limited snaps vs. South Carolina ... Against ULM, caught first pass of season with a 15-yard grab ... Against UK, saw playing time but left game due to injury ... Missed four games due to injury ... Returned from injury vs. Georgia and saw limited snaps ... Played vs. Alabama primarily on special teams ... Saw playing time vs. South Carolina in SEC Championship game on special teams.

2009 — Appeared in 12 games ... Saw playing time, but did not record a catch in season opener vs. Louisiana Tech and SEC opener vs. Mississippi State ... Recorded first catch vs. Furman ... Totaled six grabs for 88 yards with a long catch of 26 yards vs. Furman ... Played, but did not have a catch vs. Alabama or Northwestern in Outback Bowl.

HIGH SCHOOL — High School Coach: Brad Bradshaw ... Honored as the 2006 Class 4A MVP after hauling in 40 catches for 947 yards and 15 touchdowns in leading Bastrop to its second straight state title ... Averaged 23.6 yards per catch his senior season ... Named a high school All-American by Parade Magazine and SuperPrep in 2006 ... Caught 41 passes for 869 yards and 11 touchdowns as a junior in 2005 ... Earned 4A all-state honors as a junior ... Named to the Rivals.com Rivals100, Scout.com Hot 100 and ESPN.com 150 ... Ranked as the nation's seventh-best wide receiver by Rivals.com and Scout.com, and the third-best prospect from Louisiana by Rivals.com ... Member of the Baton Rouge Advocate Super Dozen, New Orleans Times Picayune's Blue-Chip List and Atlanta Journal-Constitution Super Southern 100 following senior season.

PERSONAL — Born Nov. 17, 1987 ... Major: Undecided.

BENTON'S CAREER RECEIVING STATS

YEAR	G/GS	NO	YDS	AVG	TD	LP/OPPONENT
2009	12/0	6	88	14.7	0	26/Furman
2010	8/0	1	15	15.0	0	15/ULM
Totals	20/0	7	103	14.7	0	26/Furman

BENTON'S GAME-BY-GAME RECEIVING STATS


DATE	OPPONENT	REC	YDS	AVG	TD	TD REC
9/5/09	LOUISIANA TECH	0	0	0.0	0	--
9/12/09	MISSISSIPPI STATE	0	0	0.0	0	--
9/19/09	WEST VIRGINIA	0	0	0.0	0	--
9/26/09	BALL STATE	0	0	0.0	0	--
10/3/09	at Tennessee			DID NOT PLAY		
10/10/09	at Arkansas	0	0	0.0	0	--
10/17/09	KENTUCKY	0	0	0.0	0	--
10/24/09	at LSU	0	0	0.0	0	--
10/31/09	OLE MISS	0	0	0.0	0	--
11/7/09	FURMAN	6	88	14.7	0	--
11/14/09	at Georgia	0	0	0.0	0	--
11/27/09	ALABAMA	0	0	0.0	0	--
1/1/10	Northwestern (Outback)	0	0	0.0	0	--



The Players



DATE	OPPONENT	REC	YDS	AVG	TD	TD REC
9/4/10	ARKANSAS STATE	0	0	0.0	0	--
9/9/10	at Mississippi State			DID NOT PLAY		
9/18/10	CLEMSON	0	0	0.0	0	--
9/25/10	SOUTH CAROLINA	0	0	0.0	0	--
10/2/10	LOUISIANA-MONROE	1	15	15.0	0	--
10/9/10	at Kentucky	0	0	0.0	0	--
10/16/10	ARKANSAS			DID NOT PLAY		
10/23/10	LSU			DID NOT PLAY		
10/30/10	at Ole Miss			DID NOT PLAY		
11/6/10	CHATTANOOGA			DID NOT PLAY		
11/13/10	GEORGIA	0	0	0.0	0	--
11/26/10	at Alabama	0	0	0.0	0	--
12/4/10	South Carolina (SECCG)	0	0	0.0	0	--



MIKE BERRY #66 OL

6-3 • 316 • Sr. • 3L
Antioch, Tenn. (Brentwood Academy)
Graduate (May '10)

CAREER — Has 34 career starts and appeared in 44 games ... Has started 31 consecutive games dating back to 10/23/08 vs. West Virginia.

2010 — *SEC Offensive Lineman of the Week (11/13)* ... Started all 13 games ... Part of o-line that has allowed 21 sacks in 261 pass attempts this season ... In season opener vs. Arkansas State, made 19th consecutive start and helped Tigers roll up 608 yards of offense ... Tigers' o-line led rushing attack to 367 yards and just one sack in 16 pass attempts ... In SEC opener at Mississippi State, started and helped Tigers total 190 rushings yards and average 5.2 yards per play ... Against Clemson, started and helped AU roll up 424 yards total offense including 221 rushing yards ... O-line allowed two sacks in 14 pass attempts vs. Clemson ... Started vs. South Carolina and helped Tigers rush for 334 yards against league's best run defense ... O-line allowed one sack on 21 pass attempts and Tigers averaged 6.3 yards per play vs. Gamecocks ... Against ULM, helped Tigers post third consecutive game with at least 220 yards rushing as AU rushed for 233 yards ... Tigers had just 11 negative yards rushing vs. ULM ... Against Kentucky, part of o-line did not allow a sack in 21 pass attempts and allowed just 10 negative yards in 52 rushing plays ... O-line helped Tigers rush for 311 yards, marking the third time this season AU has crossed the 300-yard rushing mark ... Against Arkansas, helped Tigers set all-time high points (65) vs. an SEC team ... Part of o-line that paved way for 330 yards rushing and allowed a pair of sacks in 15 pass attempts ... Against LSU, part of o-line that rolled up 440 yards rushing, the most ever against an LSU defense and the fifth-most by an AU team ... Against Ole Miss, helped offense rush for 343 yards and amass 572 yards total offense marking fifth time this season Tigers have surpassed 500 yards total offense ... Against UTC, helped Tigers total 628 yards offense as AU put up 41 points in first half ... AU offense averaged 11.6 yards per play and 9.8 yards per rush ... Against Georgia, helped Tigers total 463 yards of offense with 315 rushing ... Part of o-line that has helped AU score 48 points or more in six of 11 games this season ... Against Alabama, helped AU offense overcome slow start and total 332 yards of offense and score 28 points over the final three quarters ... Helped Tigers run for 118 yards in the second half ... In SEC Championship Game vs. South Carolina, helped Auburn rack up 589 yards total offense with 238 yards rushing and 351 passing ... Tigers averaged 8.3 yards per play and set SEC Championship Game record with 21 points in a quarter (first) ... Auburn also set SEC Championship Game record with 56 total points and the 39-point margin of victory ... Also part of offense that became the first AU team to ever rush for 300 yards or more in six straight SEC games.

2009 — **SEC Academic Honor Roll** ... Started all 13 games ... Had 48.5 knockdown blocks on the season and part of line that allowed 21 sacks in 364 pass attempts ... Started at guard in season opener vs. Louisiana Tech and helped Tigers roll up 301 yards rushing and did not allow a sack on 27 passing attempts ... Registered six knockdown blocks vs. Tech ... Against Mississippi State, did not allow a sack in 24 pass attempts ... Totaled 4.5 knockdown blocks vs. Mississippi State ... Played every snap vs. West Virginia and totaled three knock-

down blocks ... Finished 2.5 knockdown blocks vs. Ball State ... Registered six knockdown blocks and did not allow a sack against Tennessee ... Against Arkansas, led offensive linemen with 10 knockdown blocks ... Had five knockdown blocks and helped Tigers rush for 220 yards vs. Kentucky ... Had one knockdown block vs. LSU ... Totaled 2.5 knockdown blocks vs. Ole Miss ... Totaled eight knockdown blocks in one half of play vs. Furman ... Part of o-line that helped Tigers to 332 yards total offense and 21 points vs. Alabama ... Helped paved way to 420 yards total offense vs. Northwestern in Outback Bowl.

2008 — Played in every game and started at RG in last five games of season ... His season-best overall grade was 90 percent vs. UT Martin ... Saw limited action against Louisiana-Monroe, grading at 86 percent overall on 19 snaps ... Graded at 83 percent overall on six offensive snaps against Arkansas ... Started first career game (right guard) vs. West Virginia ... Played 66 snaps vs. WVU, grading out at 85 percent overall ... Started at RG and posted the second best overall o-line grade at 89 percent on 71 snaps vs. Ole Miss ... Had five rodeo blocks and one cockroach block vs. Rebels ... Played 65 snaps in third start of season at RG vs. UT Martin ... Posted a 90 percent overall grade vs. Skyhawks with five rodeo, one cockroach and two pancake blocks ... Against Georgia, played 70 snaps and recorded an 84 percent overall grade with four rodeo and one pancake block.

2007 — Played in six games ... Made first career start in season opener at right guard ... Started in first three games ... In 72 plays, posted a 96 percent on assignments and 81 percent grade overall vs. Kansas State ... Played 72 snaps against South Florida, earning an overall grade of 81 percent, including 93 percent on assignments ... Action in 67 plays against Mississippi State, graded out at 98 percent on assignments and 79 percent overall ... Three snaps against New Mexico State ... Played 42 snaps vs. Tennessee Tech, grading out at 79 percent overall.

2006 — Redshirted.

HIGH SCHOOL — High School Coach: Carlton Flatt ... As a senior, did not allow a sack and had 85 pancake blocks ... Had 235 pancakes during his four-year career ... Named to the Rivals.com Rivals 250 ... Ranked as the No. 15 offensive guard in the country and the No. 3 player in the state of Tennessee by Rivals.com ... Named to the Rivals.com Preseason Tennessee Top 20 (No. 12) ... Ranked 30th among offensive guards by ESPN.com ... Attended the same high school as former Auburn FB Jake Slaughter, K John Vaughn and P Kody Bliss, former OL King Dunlap and DS Pete Compton.

PERSONAL — Born Aug. 9, 1988 ... Son of George Berry and Kathy Douglas ... Received degree in May 2010 in Public Administration.



EMORY BLAKE #80 WR

6-1 • 192 • So. • 1L
Austin, Texas (Stephen F. Austin)
Undecided

CAREER — Set AU record for longest play from scrimmage along with QB Cam Newton on a 94-yard catch and run for a TD vs. ULM (10/2/10).

2010 — Played in 13 games with six starts and totaled 29 catches for 500 yards ... Tied for team lead in TD receptions (7) ... Shares longest pass play in SEC this season with QB Cam Newton (94 yds vs. ULM) ... Third on team in receptions (29) and yards (500) ... In SEC opener vs. Mississippi State, took pass from QB Cameron Newton 39-yards for first-career TD which gave AU a 7-0 first-quarter lead ... The 39-yard catch was also longest of career ... Finished game vs. MSU with two receptions with a game-high 39 yards ... Started vs. Clemson but did not have a reception ... Against South Carolina, had season-high three catches for 33 yards including a 12-yard TD catch-and-run in 4th quarter ... Against ULM, started and posted career-high 101 yards receiving on two catches including an AU record 94-yard TD catch and run ... Saw playing time vs. Kentucky but was held without a catch ... Started and made two catches for 28 yards and one TD vs. Arkansas ... TD came on 15-yard pass from Cam Newton that gave AU 44-43 lead in fourth quarter ... Played but did not have a catch vs. LSU ... Against Ole Miss, set career high with six catches ... Totaled 88 yards receiving with a long grab of 28 yards ... Against UTC, hauled in three passes for 45 yards including a 20-yard TD reception ... Against Georgia, led Tigers with 64 receiving yards and tied for team-high with three catches ... Had long catch of 26 yards ... Against Alabama,



The Players



had team-high three catches totaling 39 yards with a 36-yard TD grab ... The scoring catch was AU's first of game and came with 5:08 left in the second quarter ... In last four games, has 15 catches for 236 yards with two TD's ... In SEC Championship Game vs. South Carolina, caught five passes for 63 yards with one touchdown ... TD catch came on 7-yard pass from Cam Newton that gave AU 49-14 lead in fourth quarter ... In last five games, is averaging four receptions for 59.8 yards per game.

2009 — Appeared in 11 games with one start ... Had a catch in four consecutive games to end the season ... Saw playing time, but did not have a reception in season opener vs. Louisiana Tech ... Notched first career reception vs. LSU, a 16-yard grab ... Hauled in five passes for 32 yards vs. Furman ... Had one reception for 8 yards vs. Georgia ... Grabbed one pass for 7 yards vs. Alabama ... Had a 3-yard catch vs. Northwestern in Outback Bowl.

HIGH SCHOOL — High School Coach: Rodney Vincent ... As a senior, caught 64 passes for 936 yards and nine touchdowns, while rushing for 643 yards and four scores on 74 carries ... Named the 2008 District 25-5A Offensive MVP ... Had 22 grabs for 412 yards and five scores in just six games as a junior, while also carrying 38 times for 289 yards and two TDs ... Caught 28 passes for 525 yards and four touchdowns as a sophomore ... Ranked 42nd nationally among wide receivers ends and 39th on the Texas Postseason Top 100 by Rivals.com ... Listed as the nation's No. 72 wide receiver by ESPN.com/Scouts, Inc. ... Ranked as the nation's No. 94 wide receiver by Scout.com ... The No. 30-ranked prospect from Texas by SuperPrep ... Named to the Orlando Sentinel's 2008 All-Southern football team ... Selected to the All-Midlands Region team by PrepStar.

PERSONAL — Born July 18, 1991 ... Son of Jeff and Lewanna Blake ... Father was an NFL quarterback for 14 years ... Major: Undecided.

BLAKE'S CAREER RECEIVING STATS

YEAR	G/GS	NO	YDS	AVG	TD	LP/OPPONENT
2009	11/1	9	66	7.3	0	16/LSU
2010	13/6	29	500	17.2	7	94/ULM
Totals	24/7	38	566	14.9	7	94/ULM


BLAKE'S CAREER GAME HIGH STATS

	No.	Opponent	Date
Receptions	6	Ole Miss	10/30/10
Receiving Yards	101	ULM	10/2/10
TDs	1	7x (last vs. South Carolina [SECCG])	12/4/10

BLAKE'S GAME-BY-GAME RECEIVING STATS

DATE	OPPONENT	REC	YDS	AVG	TD	TD REC
9/5/09	LOUISIANA TECH	0	0	0.0	0	--
9/12/09	MISSISSIPPI STATE			DID NOT PLAY		
9/19/09	WEST VIRGINIA			DID NOT PLAY		
9/26/09	BALL STATE	0	0	0.0	0	--
10/3/09	at Tennessee	0	0	0.0	0	--
10/10/09	at Arkansas	0	0	0.0	0	--
10/17/09	KENTUCKY	0	0	0.0	0	--
10/24/09	at LSU	1	16	16.0	0	--
10/31/09	OLE MISS	0	0	0.0	0	--
11/7/09	FURMAN	5	32	7.8	0	--
11/14/09	at Georgia	1	8	8.0	0	--
11/27/09	ALABAMA	1	7	7.0	0	--
1/1/10	Northwestern (Outback)	1	3	3.0	0	--

DATE	OPPONENT	REC	YDS	AVG	TD	TD REC
9/4/10	ARKANSAS STATE	0	0	0.0	0	--
9/9/10	* at Mississippi State	2	39	19.5	1	39
9/18/10	* CLEMSON	0	0	0.0	0	--
9/25/10	SOUTH CAROLINA	3	33	11.0	1	12
10/2/10	LOUISIANA-MONROE	2	101	50.5	1	94
10/9/10	at Kentucky	0	0	0.0	0	--
10/16/10	* ARKANSAS	2	28	19.0	1	15
10/23/10	LSU	0	0	0.0	0	--
10/30/10	* at Ole Miss	6	88	14.7	0	--
11/6/10	* CHATTANOOGA	3	45	15.0	1	20
11/13/10	GEORGIA	3	64	21.3	0	--
11/26/10	at Alabama	3	39	13.0	1	36
12/4/10	South Carolina (SECCG)	5	63	12.6	1	7



MIKE
BLANC

#93

DL

6-4 • 297 • Sr. • 2L
Pompano Beach, Fla. (Deerfield Beach)
Graduate

2010 — Named SEC Defensive Lineman of the Week (9/25) ... Has appeared in 13 games and totaled 23 tackles with 3.5 TFLs and 2.5 sacks ... Totaled three tackles with half a TFL, a blocked PAT and one QBH vs. Arkansas State in season opener ... The blocked PAT was first block of career ... In SEC opener vs. Mississippi State, registered half a sack for minus 4 yards and totaled one assisted tackle ... Against Clemson, recorded a season-high four tackles, all solo ... The four tackles matched season total entering game ... Against South Carolina, had season-high seven tackles, first career fumble recovery and a PBU ... The seven stops were most since setting career high of nine vs. UGA in 2009 ... Against ULM, did not record a tackle and had a QB hurry in limited action ... Against Kentucky, totaled two tackles with one solo stop ... Against Arkansas, set career high with two sacks (minus 10 yards) and finished with three tackles with a pair of QB hurries ... Against LSU, had half a TFL and two total tackles ... Played vs. Ole Miss but did not have a tackle ... Saw playing time vs. UTC but did not record a tackle in limited action ... Against Georgia, had one QB hurry but did not register a tackle ... Played vs. Alabama but did not have a tackle ... Part of AU defense that held Alabama to 67 yards total offense in second half ... In SEC Championship Game vs. South Carolina, had one tackle and was part of AU defense that held Gamecocks to 153 yards total offense in second half.

2009 — Had a TFL in eight of 13 games ... Appeared in 13 games with 11 starts ... Recorded a sack (minus 5 yards) to go with two total tackles in season opener vs. Louisiana Tech ... Sack vs. Tech was first since Ole Miss game in 2008 ... Started at defensive tackle vs. Mississippi State and registered four tackles and a pair of QB hurries ... Forced a fumble, registered one sack (minus 4 yards) and had two solo tackles in win vs. West Virginia ... Forced fumble was first of career ... Against Ball State, had half a sack (minus 3 yards) ... Recorded a pair of pass break-ups (first of career) to go with one solo tackle vs. Tennessee ... Tied season high of four tackles, all solo, against Arkansas ... Also had 1.5 TFLs (minus 2 yards) with one pass break-up vs. Razorbacks ... Against Kentucky, racked up half a TFL (minus 1 yard) and four tackles ... Set career high with seven tackles vs. LSU ... Also had half a sack (minus 5 yards) and one TFL (minus 6 yards) vs. LSU ... Totaled four tackles with one QB hurry vs. Ole Miss ... Saw limited time vs. Furman, recording one QB hurry ... Against Georgia, recorded a career-best and team-high nine tackles ... Also had half a TFL (minus 1 yard) ... Against Alabama, registered half a sack (minus 1 yard) to go with five total tackles ... Registered one assisted tackle vs. Northwestern in the Outback Bowl.

2008 — Played in 12 games with six starts ... Finished with 27 tackles, 3.5 TFLs for minus 6 yards and 1.5 sacks for minus 4 yards ... Earned first career start in season opener vs. Louisiana-Monroe ... Started and notched four tackles vs. Southern Miss ... Also had a half a TFL for no gain vs. USM ... Finished with three tackles, two solo, in win vs. Mississippi State ... Against Vanderbilt, had one solo tackle, a TFL for minus 1 yard ... Recorded two tackles, one solo, vs. Arkansas ... Talled a career-best five tackles with half a TFL for minus 1 yard vs. West Virginia ... Started at nose guard vs. Ole Miss and totaled five tackles, two solo, with 1.5 TFLs for minus 4 yards and half a sack for minus 1 yard ... The half sack was the first of his career ... Had one assisted tackle vs. UT Martin ... Against Georgia, had two total tackles, one solo, and one QB hurry ... Recorded three assisted tackles against Alabama.

2007 — Saw action in 11 games ... Named the Most Improved Defensive Lineman after the spring by the coaches ... Played in first career game at Auburn in opener against K-State ... Had one stop against the Wildcats ... Saw action against South Florida, however, did not record a tackle ... One tackle in SEC lid-lifter against Mississippi State ... Career-best two tackles in Vanderbilt win ... One assisted tackle vs. Ole Miss ... Recorded one solo tackle vs. Tennessee Tech.

2007 SPRING — Named the Most Improved Defensive Lineman after spring by coaches.

2006 — Redshirted.

HIGH SCHOOL — High School Coach: Greg Minnus ... Was a two-way standout and four-year starter for Deerfield Beach ... Led Deerfield Beach to a spot in the Florida Class 6A state championship game ... Selected to play in the Florida North-South and Dade-Broward All-Star Games ... Ranked as the No. 60 defensive tackle in



The Players



the country and the No. 89 player in the state of Florida by Rivals.com.

PERSONAL — Born April 13, 1987 ... Son of Moname Blanc and Mary Bonnet ... Graduated in August 2010 with a degree in Public Administration.

BLANC'S CAREER DEFENSIVE STATS

YEAR	G/GS	TT	UT	AT	TFL-YDS	QBS-YDS	FF/FR	PD	I/YDS
2007	12/0	6	3	3	0.0-0	0.0-0	0/0	0	0-0
2008	12/6	27	11	16	3.5-6	1.5-4	0/0	0	0-0
2009	13/11	44	12	32	6.5-23	3.5-18	1/0	3	0-0
2010	13/0	23	12	11	3.5-14	2.5-14	0/1	1	0/0
Totals	49/17	100	38	62	13.5-43	7.5-36	1/1	4	0-0

BLANC'S CAREER GAME HIGH STATS

	No.	Opponent	Date
Tackles	9	Georgia	11/14/09
Tackles for loss	2.0	Arkansas	10/16/10
Sacks	2.0	Arkansas	10/16/10

BLANC'S GAME-BY-GAME DEFENSIVE STATS

DATE	OPPONENT	TT	UT	AT	TFL-YDS	QBS-YDS
9/1/07	KANSAS STATE	1	1	0	0.0-0	0.0-0
9/8/07	SOUTH FLORIDA	0	0	0	0.0-0	0.0-0
9/15/07	MISSISSIPPI STATE	1	1	0	0.0-0	0.0-0
9/22/07	NEW MEXICO STATE	0	0	0	0.0-0	0.0-0
9/29/07	at Florida	DID NOT PLAY				
10/6/07	VANDERBILT	2	0	2	0.0-0	0.0-0
10/13/07	at Arkansas	0	0	0	0.0-0	0.0-0
10/20/07	at LSU	0	0	0	0.0-0	0.0-0
10/27/07	OLE MISS	1	0	1	0.0-0	0.0-0
11/03/07	TENNESSEE TECH	1	1	0	0.0-0	0.0-0
11/10/07	at Georgia	0	0	0	0.0-0	0.0-0
11/24/07	ALABAMA	DID NOT PLAY				
12/31/08	vs. Clemson (Chick-fil-A)	0	0	0	0.0-0	0.0-0

DATE	OPPONENT	TT	UT	AT	TFL-YDS	QBS-YDS
8/30/08	* LOUISIANA-MONROE	0	0	0	0.0-0	0.0-0
9/6/08	* SOUTHERN MISS	4	2	2	0.5-0	0.0-0
9/13/08	* at Mississippi State	3	2	1	0.0-0	0.0-0
9/20/08	* LSU	0	0	0	0.0-0	0.0-0
9/27/08	TENNESSEE	1	0	1	0.0-0	0.0-0
10/4/08	at Vanderbilt	1	1	0	1.0-1	0.0-0
10/11/08	ARKANSAS	2	1	1	0.0-0	0.0-0
10/23/08	at West Virginia	5	2	3	0.5-1	0.0-0
11/1/08	* at Ole Miss	5	2	3	1.5-4	0.5-1
11/8/08	* TENNESSEE-MARTIN	1	0	1	0.0-0	0.0-0
11/15/08	GEORGIA	2	1	1	0.0-0	0.0-0
11/29/08	at Alabama	3	0	3	0.0-0	0.0-0

DATE	OPPONENT	TT	UT	AT	TFL-YDS	QBS-YDS
9/5/09	LOUISIANA TECH	2	1	1	1.0-5	1.0-5
9/12/09	* MISSISSIPPI STATE	4	1	3	0.0-0	0.0-0
9/19/09	* WEST VIRGINIA	2	2	0	1.0-4	1.0-4
9/26/09	* BALL STATE	1	0	1	0.5-3	0.5-3
10/3/09	* at Tennessee	1	1	0	0.0-0	0.0-0
10/10/09	* at Arkansas	4	3	1	1.5-2	0.0-0
10/17/09	* KENTUCKY	4	0	4	0.5-1	0.0-0
10/24/09	* at LSU	7	0	7	1.0-6	0.5-5
10/31/09	* OLE MISS	4	2	2	0.0-0	0.0-0
11/7/09	* FURMAN	0	0	0	0.0-0	0.0-0
11/14/09	* at Georgia	9	0	9	0.5-1	0.0-0
11/27/09	* ALABAMA	5	2	3	0.5-1	0.5-1
1/1/10	Northwestern (Outback)	1	0	1	0.0-0	0.0-0

DATE	OPPONENT	TT	UT	AT	TFL-YDS	QBS-YDS
9/4/10	ARKANSAS STATE	3	1	2	0.5-0	0.0-0
9/9/10	at Mississippi State	1	0	1	0.5-4	0.5-4
9/18/10	CLEMSON	4	4	0	0.0-0	0.0-0
9/25/10	SOUTH CAROLINA	7	3	4	0.0-0	0.0-0
10/2/10	LOUISIANA-MONROE	0	0	0	0.0-0	0.0-0
10/9/10	at Kentucky	2	1	1	0.0-0	0.0-0
10/16/10	ARKANSAS	3	2	1	2.0-10	2.0-10
10/23/10	LSU	2	1	1	0.5-0	0.0-0
10/30/10	at Ole Miss	0	0	0	0.0-0	0.0-0
11/6/10	CHATTANOOGA	0	0	0	0.0-0	0.0-0
11/13/10	GEORGIA	0	0	0	0.0-0	0.0-0
11/26/10	at Alabama	0	0	0	0.0-0	0.0-0
12/4/10	South Carolina (SECCG)	1	0	1	0.0-0	0.0-0



JOEL #91
BONOMOLO DE

6-3 • 245 • Jr. • TR
Metarie, La. (Fullerton CC/Archbishop Rummel HS)
Philosophy

2010 — Did not play due to injury.

JUNIOR COLLEGE — Junior College Coach: Tim Byrnes ... Ranked No. 29 on the 2010 Rivals.com Junior College Top 50 ... Listed at No. 40 in the SuperPrep Juco 100 ... As a freshman in 2008, had 41 tackles (24 solo), 17 tackles for loss and 9.5 sacks ... Was a second-team All-National Southern Conference selection ... Played in just five games as a sophomore, totaling 13 tackles including five tackles for loss and three sacks.

HIGH SCHOOL — High School Coach: Jay Roth ... As a senior, named honorable mention All-State, All-District MVP and All-Metro after recording 17 sacks ... Also an All-District selection as a junior ... Received team's Ironman award for weightlifting.

PERSONAL — Born July 23, 1988 ... Son of David and Nancy Bonomolo ... Major: Philosophy.



JORRELL #76
BOSTROM OL

6-3 • 322 • Sr. • 1L
Nampa, Idaho (Bakersfield JC)
Philosophy

2010 — Played in 12 of 13 games, missing only the ULM game ... Has played primarily on special teams.

2009 — Appeared in 12 of 13 games during the season, missing only the Ball State game ... Saw time on offensive line and special teams.

High School — High School Coach: Greg Dawidzik ... All-Conference Defensive Lineman ... MVP Defensive Lineman ... Three-year football letterwinner ... S.I.C. Discus Champion ... Came in fourth at Idaho State ... four-year track letterwinner. Junior College — Played at Bakersfield College ... Southern California Champions in 2007 ... Iron Bowl in 2007.

Personal — Born July 2, 1985 ... Son of Lemont and Jorjette Bostrom ... Major: Philosophy and Education.



The Players



**BLAKE
BURGESS**

**#63
OL**


6-2 • 278 • RFr. • RS
Vestavia, Ala. (Vestavia Hills)
Theatre

2010 — Has played in every game this season, primarily on special teams.

2009 — Redshirted.

HIGH SCHOOL — High School Coach: Buddy Anderson ... Was an All-State center as a senior in 2008 ... Received the "I Like to Practice Award".

PERSONAL — Born March 8, 1991 ... Son of Sheila Snoddy and Rick Burgess ... Father, Rick, is co-host of syndicated radio show Rick & Bubba ... Grandfather, Bill Burgess, played at Auburn, lettering at fullback in 1962, and later was the head coach for 12 seasons at Jacksonville State ... Major: Theatre.



**KODI
BURNS**

**#18
WR**

6-2 • 207 • Sr. • 3L
Fort Smith, Ark. (Northside)
Exercise Science

2010 — Appeared in all 13 games and totaled 10 receptions for 142 yards ... Started at WR in season opener vs. Arkansas State and had a 3-yard TD run for Auburn's first score of the season ... In SEC opener vs. Mississippi State, completed 22-yard pass to QB Cameron Newton ... Started vs. Clemson but did not have a reception nor pass attempt ... Started vs. South Carolina but did not register a catch or rushing attempt ... Started and rushed one time for 3 yards in limited action vs. ULM ... Against Kentucky, hauled in first pass of season with a sliding 33-yard catch ... The 33-yard catch was a career-long ... Against Arkansas, caught two passes totaling 33 yards with a long catch of 21 yards ... The 33 receiving yards matched career-high ... Started vs. LSU and caught one pass for a loss of 2 yards ... Against Ole Miss, threw a 20-yard TD pass to Cam Newton for AU's first score of the game ... TD pass was first since 2009 (Ole Miss) ... Also matched career high with two catches for 20 yards ... Against UTC, rushed one time for 2 yards and caught two passes for 26 yards with a long of 19 yards ... Started vs. Georgia but did not have a catch ... Against Alabama, matched career best with two receptions totaling 32 yards with a long grab of 19 yards ... In SEC Championship Game vs. South Carolina, rushed twice for 3 yards.

2009 — Appeared in 13 games with six starts ... Had five rushing TD's ... All five rushing TDs came from 1-yard out ... In multi-purpose role, rushed for 23 yards with a TD and was 0-for-1 passing in season opener vs. Louisiana Tech ... TD came on 1-yard run and gave AU a 10-7 lead ... Set career best with three rushing TDs and four total TDs in victory over Mississippi State ... All three rushing scores came from 1-yard out ... Also had a 13-yard TD pass ... Became first AU player to account for four TDs since 2003 when RB Carnell Williams rushed for six scores vs. Mississippi State ... Rushed for 10 yards on seven carries and caught one pass for 8 yards vs. West Virginia ... Rushed one time for 2 yards against Ball State before leaving game with injury ... Hit 1-of-3 passes for 17 yards and rushed five times for 16 yards in victory over Tennessee ... Only pass completion vs. UT was to Terrell Zachery to set up AU field goal ... Held to 7 yards rushing on two carries and 0-for-1 on pass attempts vs. Arkansas ... Against Kentucky, started at WR and totaled 52 yards total offense ... Rushed six times for 37 yards and completed only pass attempt for 15 yards vs. UK ... Rushed for 17 yards on six carries vs. LSU ... Returned to play vs. LSU after having two teeth broken in first quarter ... Against Ole Miss, threw a 14-yard TD pass to Tommy Trott to give Tigers 17-7 third-quarter lead ... Also caught one pass for 8 yards to give AU first down ... Started, but saw

limited playing time vs. Furman ... Against Georgia, hauled in first career TD catch for Auburn's first score of game ... TD grab was from 5 yards out and was only catch of game ... Also rushed for 10 yards on three carries vs. Bulldogs ... Netted 5 yards rushing on two carries vs. Alabama ... Against Northwestern in Outback Bowl, caught one pass for 23 yards and had a 1-yard touchdown run ... The 23-yard catch was career-long.

2008 — Played in 10 games with seven starts ... Finished ninth in SEC in total offense (146.1) per game and 10th in passing yards (105.0) per game ... Started season opener vs. Louisiana-Monroe ... For the season, finished with 1,050 yards passing and two touchdowns ... Completed 94-of-179 pass attempts for a 52.5 completion percentage ... Was second on team in rushing vs. ULM with 69 yards on six carries (11.5 avg./c) before leaving game with lower leg injury in third quarter ... Saw limited action vs. Southern Miss due to injury ... Had a 1-yard touchdown run vs. the Golden Eagles in the third quarter ... Hit 4-of-6 passes for 36 yards, including crucial third down conversion of 10 yards on third down to seal victory vs. Tennessee ... Also rushed eight times for 16 yards vs. Vols ... Threw for 28 yards on 2-of-6 passing with a long of 24 yards to Mario Fannin against Vanderbilt ... Started vs. Arkansas, completing 7-of-18 passes for a career-high 119 yards ... Also rushed for a team-high 38 yards on 15 rushing attempts with a TD (3-yard run) ... Took every snap at QB against West Virginia, throwing for a career-highs in completions (13) and attempts (21) ... Had one TD and one pick with 111 yards vs. WVA ... Threw first TD pass of season vs. WVA, a 16-yard screen pass to Brad Lester ... Also rushed for 82 yards on 15 carries vs. WVA with a 9-yard run ... First multi-TD game since Chick-fil-A Bowl vs. Clemson (one rush/one pass TD) ... Set career-highs in pass attempts, completions and yards vs. Ole Miss, going 27-of-43 for 319 yards ... Also rushed for 21 yards on nine carries vs. Rebels ... His 27 completions were three short of total completions for the season (30) and his 319 yards were 10 more than his season total (309) entering the game ... Set a career-high with 158 rushing yards on 13 carries vs. UT Martin ... Had TD runs of 31 and 58 yards vs. Skyhawks ... The 158 yards was the most by an AU QB since Phil Gargis rushed for 160 yards on 24 carries vs. UGA in 1974 ... It is also the most in the SEC since UF QB Tim Tebow rushed for 166 yards vs. Ole Miss in 2007 ... Also vs. UT Martin, Burns hit 12-of-20 pass attempts for 130 yards, marking the third straight game with at least a 60 percent completion percentage ... Against Georgia, threw for 179 yards on 16-of-30 passing with one TD ... Also ran for 28 yards on 14 carries vs. UGA ... Against Alabama, threw for 113 yards on 9-of-23 passing.

SPRING 2008 — Received the Offensive MVP Award for A-Day after completing 14-of-21 passes for 142 yards and one touchdown.

2007 — Saw action in nine games ... Made collegiate debut against Mississippi State, rushing for 87 yards on 22 attempts, including a 1-yard touchdown sneak ... Also was 8-for-12 for 65 yards and one interception against the Bulldogs ... Made first career start against New Mexico State, completing 1-of-5 passes including a 58-yard TD strike to Rod Smith in the first quarter ... Was the first Auburn true freshman quarterback to start in a game since Gabe Gross in 1998 ... Was first-ever true freshman quarterback to start under Tommy Tuberville during his 13-year career as a head coach ... Start against New Mexico State marked the earliest in a season (fourth game) that an Auburn true freshman QB started ... Scored Auburn's first touchdown, a 6-yard run, in the first quarter of Auburn's win at Florida ... Did not attempt a pass, while gaining 5 yards on three carries against the Gators ... Gained 4 yards on three rushing attempts and 0-for-1 passing against Vanderbilt ... Took two snaps at Arkansas, rushing for 1 yard on one carry ... One snap against LSU, rushing for 1 yard ... One rush for five yards against Ole Miss ... Led Auburn in rushing with 69 yards and one touchdown and also threw a 22-yard touchdown pass against Clemson in the Chick-fil-A Bowl.

HIGH SCHOOL — High School Coach: Darrell Henry ... Threw for 1,903 yards and 23 TD's as a senior, while rushing for 835 yards and 13 TD's ... Totaled 6,020 yards passing and 65 touchdowns in three years as a starting quarterback ... Named to the Rivals 250 ... Ranked as the No. 8 dual-threat quarterback prospect in the country and the No. 3 overall recruit in Arkansas by Rivals.com ... Ranked 16th among quarterbacks by Espn.com ... Named to the *Atlanta Journal Constitution's* Super Southern 100 and the *Orlando Sentinel's* All-Southern team in 2006 ... Selected as a *Prepstar* All-American recruit ... No. 42 in the Scout Hot 100 ... Named All-State by the Arkansas High School Athletic Association and All Northwest Arkansas by the *Arkansas Democrat Gazette* ... Ranked 40th in the *Mobile Press Register* Super Southeast 120 ... Selected to play in the Offense-Defense All-American Bowl after completing his senior season.

PERSONAL — Born Dec. 24, 1988 ... Son of Kim and Dazzle Burns ... Major: Exercise Science.



The Players



BURNS' CAREER RECEIVING STATS

YEAR	G/GS	NO	YDS	AVG	TD	LP/OPPONENT
2007	9/1	0	0	0.0	0	--
2008	10/7	0	0	0.0	0	--
2009	13/6	5	46	9.2	1	23/Northwestern
2010	13/13	10	142	14.2	0	33/Kentucky
Totals	45/27	15	192	12.8	1	33/Kentucky

BURNS' CAREER RUSHING STATS

YEAR	G/GS	NO	YDS	AVG	TD	LP/OPPONENT
2007	9/1	54	203	3.8	3	18/Mississippi State
2008	10/7	98	411	4.2	5	58/UT Martin
2009	13/6	56	175	3.1	5	19/Kentucky
2010	13/13	6	10	1.6	1	4/South Carolina (SECCG)
Totals	45/27	214	799	3.7	14	58/UT Martin

BURNS' CAREER PASSING STATS

YEAR	G/GS	CMP	ATT	PCT	YDS	INT	TD	LP/OPPONENT
2007	9/1	10	26	38.5	145	1	2	58/New Mexico State
2008	10/7	94	179	52.5	1,050	7	2	52/Ole Miss
2009	13/6	5	15	33.3	75	2	2	17/Tennessee
2010	13/13	2	5	40.0	42	0	1	22/Mississippi State
Totals	45/27	111	225	49.3	1,312	10	7	58/New Mexico State

BURN'S CAREER GAME HIGH STATS

	No.	Opponent	Date
Completions	27	Ole Miss	11/1/08
Pass Attempts	43	Ole Miss	11/1/08
Pass Yards	319	Ole Miss	11/1/08
Pass TDs	1	6x (last vs. Ole Miss)	10/30/10
Interceptions	3	Ole Miss	11/1/08
Rush Attempts	22	Mississippi State	9/15/07
Rush Yards	158	UT Martin	11/8/08
Rush TDs	3	Mississippi State	9/12/09
Receptions	2	3x (last vs. Alabama)	11/26/10
Receiving Yds	33	2x (last vs. Arkansas)	10/16/10
Receiving TDs	1	Georgia	11/14/09

BURNS' GAME-BY-GAME RECEIVING STATS

DATE	OPPONENT	REC	YDS	AVG	TD	TD REC
9/5/09	LOUISIANA TECH	0	0	0.0	0	--
9/12/09	* MISSISSIPPI STATE	1	2	2.0	0	--
9/19/09	WEST VIRGINIA	1	8	8.0	0	--
9/26/09	BALL STATE	0	0	0.0	0	--
10/3/09	at Tennessee	0	0	0.0	0	--
10/10/09	* at Arkansas	0	0	0.0	0	--
10/17/09	* KENTUCKY	0	0	0.0	0	--
10/24/09	at LSU	0	0	0.0	0	--
10/31/09	* OLE MISS	1	8	8.0	0	--
11/7/09	* FURMAN	0	0	0.0	0	--
11/14/09	at Georgia	1	5	5.0	1	5
11/27/09	ALABAMA	0	0	0.0	0	--
1/1/10	* Northwestern (Outback)	1	23	23.0	0	--

DATE	OPPONENT	REC	YDS	AVG	TD	TD REC
9/4/10	* ARKANSAS STATE	0	0	0.0	0	--
9/9/10	* at Mississippi State	0	0	0.0	0	--
9/18/10	* CLEMSON	0	0	0.0	0	--
9/25/10	* SOUTH CAROLINA	0	0	0.0	0	--
10/2/10	* LOUISIANA-MONROE	0	0	0.0	0	--
10/9/10	* at Kentucky	1	33	33.0	0	--
10/16/10	* ARKANSAS	2	33	16.5	0	--
10/23/10	* LSU	1	-2	-2.0	0	--
10/30/10	* at Ole Miss	2	20	10.0	0	--
11/6/10	* CHATTANOOGA	2	26	13.0	0	--
11/13/10	* GEORGIA	0	0	0.0	0	--
11/26/10	* at Alabama	2	32	16.0	0	--
12/4/10	* South Carolina (SECCG)	0	0	0.0	0	--

BURNS' GAME-BY-GAME RUSHING STATS

DATE	OPPONENT	ATT	YDS	Avg.	TD	TD Runs
8/30/08	* LOUISIANA-MONROE	6	69	11.5	0	--
9/6/08	SOUTHERN MISS	2	-1	-0.5	1	1
9/13/08	at Mississippi State	1	12	12.0	0	--
9/20/08	LSU	0	0	0.0	0	--
9/27/08	TENNESSEE	8	16	2.0	0	--
10/4/08	at Vanderbilt	4	-6	-1.5	0	--
10/11/08	* ARKANSAS	15	38	2.5	1	3
10/23/08	* at West Virginia	15	82	5.5	1	9
11/1/08	* at Ole Miss	9	21	2.3	0	--
11/8/08	* TENNESSEE-MARTIN	13	158	12.2	2	31, 58
11/15/08	* GEORGIA	14	28	2.0	0	--
11/29/08	* at Alabama	12	6	0.5	0	--

DATE	OPPONENT	ATT	YDS	Avg.	TD	TD Runs
9/5/09	LOUISIANA TECH	8	23	2.9	1	1
9/12/09	* MISSISSIPPI STATE	9	32	3.6	3	1, 1, 1
9/19/09	WEST VIRGINIA	7	10	1.4	0	--
9/26/09	BALL STATE	1	2	2.0	0	--
10/3/09	at Tennessee	5	16	3.2	0	--
10/10/09	* at Arkansas	2	7	3.5	0	--
10/17/09	* KENTUCKY	6	37	6.2	0	--
10/24/09	at LSU	6	17	2.8	0	--
10/31/09	* OLE MISS	2	0	0.0	0	--
11/7/09	* FURMAN	0	0	0.0	0	--
11/14/09	at Georgia	3	10	3.3	0	--
11/27/09	ALABAMA	2	5	2.5	0	--
1/1/10	* Northwestern (Outback)	5	16	3.0	1	1

DATE	OPPONENT	ATT	YDS	Avg.	TD	TD Runs
9/4/10	* ARKANSAS STATE	2	2	1.0	1	3
9/9/10	* at Mississippi State	0	0	0.0	0	--
9/18/10	* CLEMSON	0	0	0.0	0	--
9/25/10	* SOUTH CAROLINA	0	0	0.0	0	--
10/2/10	* LOUISIANA-MONROE	1	3	3.0	0	--
10/9/10	* at Kentucky	0	0	0.0	0	--
10/16/10	* ARKANSAS	0	0	0.0	0	--
10/23/10	* LSU	0	0	0.0	0	--
10/30/10	* at Ole Miss	0	0	0.0	0	--
11/6/10	* CHATTANOOGA	1	2	2.0	0	--
11/13/10	* GEORGIA	0	0	0.0	0	--
11/26/10	* at Alabama	0	0	0.0	0	--
12/4/10	* South Carolina (SECCG)	2	3	1.5	0	--

BURNS' GAME-BY-GAME PASSING STATS

DATE	OPPONENT	CMP	ATT	YDS	INT	TD
9/1/07	KANSAS STATE			DID NOT PLAY		
9/8/07	SOUTH FLORIDA			DID NOT PLAY		
9/15/07	MISSISSIPPI STATE	8	12	65	1	0
9/22/07	* NEW MEXICO STATE	1	5	58	0	1
9/29/07	at Florida	0	0	0	0	0
10/6/07	VANDERBILT	0	1	0	0	0
10/13/07	at Arkansas	0	0	0	0	0
10/20/07	at LSU	0	0	0	0	0
10/27/07	OLE MISS	0	0	0	0	0
11/03/07	TENNESSEE TECH	0	4	0	0	0
11/10/07	at Georgia			DID NOT PLAY		
11/24/07	ALABAMA			DID NOT PLAY		
12/31/07	vs. Clemson (Chick-fil-A)	1	4	22	0	1

DATE	OPPONENT	CMP	ATT	YDS	INT	TD
8/30/08	* LOUISIANA-MONROE	4	9	15	0	0
9/6/08	SOUTHERN MISS	0	3	0	1	0
9/13/08	at Mississippi State			DID NOT PLAY		
9/20/08	LSU			DID NOT PLAY		
9/27/08	TENNESSEE	4	6	36	0	0
10/4/08	at Vanderbilt	2	6	28	0	0
10/11/08	* ARKANSAS	7	18	119	2	0
10/23/08	* at West Virginia	13	21	111	1	1
11/1/08	* at Ole Miss	27	43	319	3	0
11/8/08	* TENNESSEE-MARTIN	12	20	130	0	0
11/15/08	* GEORGIA	16	30	179	0	1
11/29/08	* at Alabama	9	23	113	0	0



The Players



DATE	OPPONENT	CMP	ATT	YDS	INT	TD
9/5/09	LOUISIANA TECH	0	1	0	0	0
9/12/09	* MISSISSIPPI STATE	1	1	13	0	1
9/19/09	WEST VIRGINIA	1	2	16	0	0
9/26/09	BALL STATE	0	0	0	0	0
10/3/09	at Tennessee	1	3	17	0	0
10/10/09	* at Arkansas	0	1	0	0	0
10/17/09	* KENTUCKY	1	1	15	0	0
10/24/09	at LSU	0	1	0	0	0
10/31/09	* OLE MISS	1	2	14	0	1
11/7/09	* FURMAN	0	0	0	0	0
11/14/09	at Georgia	0	0	0	0	0
11/27/09	ALABAMA	0	1	0	0	0
1/1/10	* Northwestern (Outback)	0	2	0	2	0

DATE	OPPONENT	CMP	ATT	YDS	INT	TD
9/4/10	* ARKANSAS STATE	0	0	0	0	0
9/9/10	* at Mississippi State	1	2	22	0	0
9/18/10	* CLEMSON	0	0	0	0	0
9/25/10	* SOUTH CAROLINA	0	0	0	0	0
10/2/10	* LOUISIANA-MONROE	0	0	0	0	0
10/9/10	* at Kentucky	0	0	0	0	0
10/16/10	* ARKANSAS	0	1	0	0	0
10/23/10	* LSU	0	0	0	0	0
10/30/10	* at Ole Miss	1	1	20	0	1
11/6/10	* CHATTANOOGA	0	0	0	0	0
11/13/10	* GEORGIA	0	1	0	0	0
11/26/10	* at Alabama	0	0	0	0	0
12/4/10	* South Carolina (SECCG)	0	0	0	0	0

eight total tackles ... Tied for team lead with eight tackles vs. Mississippi State ... Picked off QB Geno Smith with less than three minutes left to seal victory over West Virginia ... Finished with career-high 12 tackles vs. WVA, 10 coming on solo stops ... Against Ball State, registered first career fumble recovery, had 1.0 TFL (minus 3 yards) and had six tackles, five solo ... Forced a fumble, broke up two passes, had one QB hurry and finished with nine tackles in win over Tennessee ... Against Arkansas, broke up two passes and totaled eight tackles, with five solo stops ... Against Kentucky, led Tigers with nine tackles, six solo, and first career sack (minus 7 yards) ... Registered a TFL (minus 2 yards) and seven tackles vs. LSU ... Against Ole Miss, broke up one pass and totaled six tackles, four solo ... Against Furman, had one QB hurry and four total tackles in limited snaps ... Broke up a pass, had one TFL (minus 2 yards) and totaled seven tackles vs. Georgia ... Had a TFL (minus 1 yard), a QB hurry and 10 total tackle vs. Alabama ... Seven of 10 tackles were solo ... Against Northwestern in Outback Bowl, recorded 10 tackles with a TFL for minus 1 yard.

2008 — Finished tied for 48th in SEC in tackles per game (4.4) ... Played in 12 games with eight starts ... Finished with fifth-most tackles on team with 53 and a team high three interceptions ... Also had 3.0 TFLs for minus 7 yards ... Tied for second on team with six tackles in season opener vs. Louisiana-Monroe ... Recorded one stop (assisted) vs. Southern Miss ... Had two solo tackles vs. Mississippi ... Played, but did not record a tackle vs. LSU ... Made first career start vs. Tennessee and led team with 11 total tackles, six solo ... Also had one QB hurry vs. Vols ... His 11 tackles vs. UT were two more than season total of nine entering the game ... Against Arkansas, had nine tackles, three solo, and 2.0 TFLs for minus 5 yards and one interception, which was returned for 31 yards ... The INT was the first of his career ... Had five tackles and picked off a pass vs. West Virginia ... INT vs. WVA come on first series of game and ended a WVA scoring threat ... Led team with six solo tackles and totaled eight for the game vs. Ole Miss ... Also had one pass break-up vs. Rebels ... Notched third INT of season with a pick vs. UT Martin in the end zone to end scoring threat ... Against Georgia, totaled five tackles with one TFL for minus 2 yards ... Against Alabama, registered four solo tackles.

2007 — Appeared in five games ... Saw first action against Vanderbilt ... Also played against Ole Miss, Tennessee Tech, Georgia and Clemson in the Chick-fil-A Bowl ... Totaled 10 tackles, with eight solo, and two TFLs ... Recorded four tackles in first career game vs. Vandy ... Followed that with six tackles, five solo, and a forced fumble against Tennessee Tech.

HIGH SCHOOL — High School Coach: Mark James ... Played in just eight games as a senior, totaling 110 tackles, four forced fumbles, three recoveries and two sacks ... Led Boyd Anderson to a 9-3 overall record and to the second round of the state playoffs as a senior ... Earned Broward County Defensive Player of the Year honors in 2006 ... Ranked ninth nationally among inside linebackers and 31st overall in Florida by Rivals.com ... Ranked 25th among all inside linebacker recruits by Espn.com ... Ranked 84th in the Scout National Hot 100 ... Ranked No. 117 in the *Mobile Press Register* Super Southeast 120 ... Played in the Broward County All-Star game in 2006.

PERSONAL — Born Aug. 24, 1989 ... Son of Herbert and Yolanda Bynes ... Major: Human Development and Family Studies.



JOSH BYNES #17 LB

6-2 • 235 • Sr. • 3L
Lauderdale Lakes, Fla. (Boyd Anderson)
Human Development and Family Studies

CAREER — Has started 34 consecutive games dating back to 2008 ... Has at least six tackles in 19 of the last 26 games ... Has seven double-digit tackle performances.

2010 — *Associated Press Second-Team All-SEC ... Coaches' First-Team Preseason All-SEC ... First-Team Preseason All-SEC as voted by media ... First-Team Preseason All-SEC according to Sporting News, Lindy's, and Blue Ribbon ... Butkus and Bednarick Award watch lists ... SEC Defensive Player of the Week (9/20) ... Started all 13 games and leads team with 71 tackles ... T-30th in SEC in tackles per game (5.5) ... In season opener vs. Arkansas State, recording six tackles, half a TFL (minus 1 yard), a PBU and three QB hurries ... In SEC opener vs. Mississippi State, totaled six tackles with one QB hurry in defensive effort that held Bulldogs to 246 yards total offense ... Against Clemson, tied career best with 2.0 TFLs (minus 6 yards) and led AU with 11 tackles, one shy of career high ... Against South Carolina, intercepted first pass of season to halt USC scoring drive, had half a sack (minus 2 yards), a forced fumble and six total tackles ... Against ULM, had a pair of tackles in limited snaps ... Against Kentucky, recorded a TFL for minus 1 yard and three total tackles ... Against Arkansas, intercepted two passes in fourth quarter with both picks leading to AU TDs to seal 65-43 victory ... returned first INT 33 yards ... Finished game with eight tackles and one QB hurry ... Against LSU, led AU and tied season-high with 11 tackles, with eight solo stops ... Also had half a sack for minus 5 yards and one QB hurry ... Against Ole Miss, totaled a pair of solo tackles ... Against UTC, started but did not record a tackle in limited snaps ... Last game without a tackle was vs. UT-Martin (11/8/08), a span of 24 games ... Against Georgia, had three tackles, one solo, with one QB hurry ... Against Alabama, totaled 10 tackles with half a TFL (minus 1 yard) with two PBUs and one QB hurry ... Part of AU defense that held Alabama to 67 yards total offense in second half ... In SEC Championship Game vs. South Carolina, totaled three tackles and part of AU defense that held Gamecocks to 153 yards total offense in second half.*

2009 — 9th in tackles per game in SEC play, averaging 8.0 per game ... 6th in SEC/T-77th in NCAA in tackles per game, 8.0 tpg ... 20th in SEC in passes defended per game, 0.73 ... T-68th in NCAA in solo tackles per game, 4.6 tpg ... Started all 13 games ... Led team with 104 tackles ... Started at LB in season opener vs. Louisiana Tech and tied for team lead with

BYNES' CAREER DEFENSIVE STATS

YEAR	G/GS	TT	UT	AT	TFL-YDS	QBS-YDS	FF/FR	PD	I/YDS
2007	4/0	10	8	2	2.0-4	0.0-0	1/0	0	0-0
2008	12/8	53	24	29	3.0-7	0.0-0	0/0	4	3-33
2009	13/13	104	61	43	6.0-16	1.0-7	0/2	8	1-5
2010	13/13	71	34	37	5.5-16	1.0-7	1/0	4	3-33
Totals	42/34	238	127	111	16.5-43	2.0-14	2/2	16	7-71

BYNES' CAREER GAME HIGH STATS

	No.	Opponent	Date
Tackles	12	West Virginia	9/19/09
Tackles for loss	2.0	Arkansas	10/11/08
Sacks	1.0	Kentucky	10/17/09



The Players



BYNES' GAME-BY-GAME DEFENSIVE STATS

DATE	OPPONENT	TT	UT	AT	TFL-YDS	QBS-YDS
9/1/07	KANSAS STATE				DID NOT PLAY	
9/8/07	SOUTH FLORIDA				DID NOT PLAY	
9/15/07	MISSISSIPPI STATE				DID NOT PLAY	
9/22/07	NEW MEXICO STATE				DID NOT PLAY	
9/29/07	at Florida				DID NOT PLAY	
10/6/07	VANDERBILT	4	3	1	0.0-0	0.0-0
10/13/07	at Arkansas				DID NOT PLAY	
10/20/07	at LSU				DID NOT PLAY	
10/27/07	OLE MISS	0	0	0	0.0-0	0.0-0
11/03/07	TENNESSEE TECH	6	5	1	2.0-4	0.0-0
11/10/07	at Georgia	0	0	0	0.0-0	0.0-0
11/24/07	ALABAMA	0	0	0	0.0-0	0.0-0
12/31/07	Clemson (Chick-fil-A)				DID NOT PLAY	

DATE	OPPONENT	TT	UT	AT	TFL-YDS	QBS-YDS
8/30/08	LOUISIANA-MONROE	6	1	5	0.0-0	0.0-0
9/6/08	SOUTHERN MISS	1	0	1	0.0-0	0.0-0
9/13/08	at Mississippi State	2	2	0	0.0-0	0.0-0
9/20/08	LSU	0	0	0	0.0-0	0.0-0
9/27/08	* TENNESSEE	11	6	5	0.0-0	0.0-0
10/4/08	* at Vanderbilt	2	0	2	0.0-0	0.0-0
10/11/08	* ARKANSAS	9	3	6	2.0-5	0.0-0
10/23/08	* at West Virginia	5	1	4	0.0-0	0.0-0
11/1/08	* at Ole Miss	8	6	2	0.0-0	0.0-0
11/8/08	* TENNESSEE-MARTIN	0	0	0	0.0-0	0.0-0
11/15/08	* GEORGIA	5	1	4	1.0-2	0.0-0
11/29/08	* at Alabama	4	4	0	0.0-0	0.0-0

DATE	OPPONENT	TT	UT	AT	TFL-YDS	QBS-YDS
9/5/09	* LOUISIANA TECH	8	5	3	0.0-0	0.0-0
9/12/09	* MISSISSIPPI STATE	8	2	6	0.0-0	0.0-0
9/19/09	* WEST VIRGINIA	12	10	2	0.0-0	0.0-0
9/26/09	* BALL STATE	6	5	1	1.0-3	0.0-0
10/3/09	* at Tennessee	9	5	4	0.0-0	0.0-0
10/10/09	* at Arkansas	8	4	4	0.0-0	0.0-0
10/17/09	* KENTUCKY	9	6	3	1.0-7	1.0-7
10/24/09	* at LSU	7	3	4	1.0-2	0.0-0
10/31/09	* OLE MISS	6	4	2	0.0-0	0.0-0
11/7/09	* FURMAN	4	1	3	0.0-0	0.0-0
11/14/09	* at Georgia	7	3	4	1.0-2	0.0-0
11/27/09	* ALABAMA	10	7	3	1.0-1	0.0-0
1/1/10	* Northwestern (Outback)	10	6	4	1.0-1	0.0-0

DATE	OPPONENT	TT	UT	AT	TFL-YDS	QBS-YDS
9/4/10	* ARKANSAS STATE	6	3	3	0.5-1	0.0-0
9/9/10	* at Mississippi State	6	3	3	0.0-0	0.0-0
9/18/10	* CLEMSON	11	7	4	2.0-6	0.0-0
9/25/10	* SOUTH CAROLINA	6	0	6	1.0-2	0.5-2
10/2/10	* LOUISIANA-MONROE	2	1	1	0.0-0	0.0-0
10/9/10	* at Kentucky	3	1	2	1.0-1	0.0-0
10/16/10	* ARKANSAS	8	3	5	0.0-0	0.0-0
10/23/10	* LSU	11	8	3	0.5-5	0.5-5
10/30/10	* at Ole Miss	2	2	0	0.0-0	0.0-0
11/6/10	* CHATTANOOGA	0	0	0	0.0-0	0.0-0
11/13/10	* GEORGIA	3	1	2	0.0-0	0.0-0
11/26/10	* at Alabama	10	3	7	0.5-1	0.0-0
12/4/10	* South Carolina (SECCG)	3	2	1	0.0-0	0.0-0

points), first in points kicking (355), first in field goals made (58), fourth in field goal percentage (74.4), second in PATs (181) and second in PAT attempts (184) ... 5th in SEC for career points with 355 ... Holds third-longest streak of consecutive PAT's with 102 from 2008-2010 ... Broke his own record for points by a kicker (99 in 2009) with 115 in 2010, setting new record vs. UGA ... Set AU record for PATs in a season (70) and PAT attempts (71) in 2010.

2010 — SEC Special Teams Player of the Week (10/9) ... Preseason Second-Team All-SEC as voted by media ... Sporting News First-Team Preseason All-SEC ... Groza Award watch list ... Appeared in all 13 games and hit 15-of-20 FG's and 70-of-71 PAT's ... Has two game-winning FG's (Clemson in OT, at UK) ... In season opener vs. Arkansas State, scored 10 points on seven PAT's and one field goal, a 24-yarder ... Also kicked off twice for 69.5 yard average vs. ASU ... Against Mississippi State, connected on two PAT's and 1-of-2 FG attempts ... Hit 34-yard FG in second quarter to give AU 17-7 lead and had 37-yard FG attempt blocked in fourth quarter ... The blocked FG attempt halted a streak of nine consecutive successful FG's, a career-long streak ... Against Clemson, hit game-winning FG from 39 yards out in first OT ... Also hit 35-yard FG at end of first half to give AU its first points of game vs. Clemson ... Averaged 66.0 yards on three kickoffs with one touchback vs. Clemson ... Missed on 52 and 23 yard FG attempts vs. South Carolina, but hit five PAT's and averaged 65.8 yards on six kickoffs ... Scored 10 points against ULM, hitting only FG attempt, a 19-yarder, and was 7-for-7 on PAT's ... Against Kentucky, hit game-winning, 24-yard FG as time expired to give AU 37-34 win ... Totaled 13 points vs. UK with a pair of FG's and four PAT's ... Against Arkansas, scored 17 points on three field goals and eight PAT's ... The 17 points were most by an AU kicker since Jaret Holmes scored 17 against UAB in 2006 ... Connected on all three PAT's and hit 1-of-2 FG's vs. LSU ... Against Ole Miss, scored 15 points on three FG's and six PAT's ... Connected on FG's of 25, 35 and 48 yards ... Also recorded one touchback on a KO ... Against UTC, scored seven points all on PAT's and did not attempt a FG ... Against Georgia, scored seven points, all on PAT's, and recovered a surprise onside kick to open the second half ... The recovered onside kick led to an AU TD and was second career recovered onside kick with the last coming vs. Alabama in 2009 ... Against Alabama, scored four points all on PAT's and kicked off five times with one touchback ... In SEC Championship Game vs. South Carolina, scored 8 points all on PAT's and kicked off seven times for a 69.4 average with one touch back ... Has hit 29 of last 35 FG attempts dating back to 2009.

2009 — Auburn Special Teams MVP ... Named Lou Groza National Semi-Finalist ... Named SEC Special Teams Player of the Week (10/5) ... Named Lou Groza Star of the Week (10/5) ... 5th in SEC in scoring (kick) and 6th (overall) in SEC/44th in NCAA (overall), averaging 7.6 ppg ... T-8th in SEC/T-49th in NCAA in FG's made per game, 1.15 ... T-1st in SEC in PAT Pct., 100 pct. ... Phil Steele's Third-Team Midseason All-SEC ... Appeared in all 13 games ... Set school single-season record for PATs made, PATs attempted and tied best percentage mark after hitting 54-of-54 ... Also set single-season school record for highest field goal percentage after hitting 15-of-16 (93.8 pct.) ... Hit 5-of-6 field goals beyond 40 yards ... Was 3-for-3 in FG attempts and 4-4 on PAT tries in season opener vs. Louisiana Tech ... Hit long FG of 49 yards vs. Tech, marking longest FG since hitting 52-yarder on 9/6/08 vs. Southern Miss ... Three FG's also tied career best for the fifth time ... Also kicked off four times for 64.8 average vs. Tech ... Did not attempt a FG vs. Mississippi State ... Hit both FG attempts vs. West Virginia, connecting from 46 and 42 yards out ... Connected on only FG attempt vs. Ball State, from 32 yards out ... Against Tennessee, accounted for 14 of team's 26 points hitting 4-of-5 FG attempts and a pair of PAT's ... The four FG's made and five attempts were both career highs ... Only miss came from 46 yards out and was first of season ... Hit only FG attempt of game, connecting from 37-yards out for AU's first score of the game vs. Arkansas ... Also kicked off one time for a touchback vs. Hogs ... Hit a 24-yard field goal and one PAT vs. LSU ... Against Ole Miss, connected on 36-yard field goal in first quarter and four PAT attempts ... Did not attempt a FG vs. Furman, but did go 9-for-9 in PAT's ... Hit only FG try vs. Georgia, connecting from 37 yards out ... Against Alabama, did not attempt a FG but converted surprise onside kick which led to AU touchdown and 14-0 lead in first quarter ... Converted all three PAT's vs. Crimson Tide ... Against Northwestern in Outback Bowl, connected on a 21-yard FG in overtime that proved to be game winner ... The 21-yarder was only FG attempt of game ... Also hit five PAT's and averaged 66.0 yards on six kickoffs with one touchback vs. Northwestern.

2008 — Second Team Preseason Media All-SEC ... Athlon Sports Preseason First Team All-SEC ... Finished sixth in SEC in FG percentage (57.9), 10th in scoring field goals (5.0) and tied for fifth in field goals made per game (1.0) ... Hit 11-of-19 field goals tries with a long of 52 yards ... Connected on 2-of-3 field goal attempts in season opener vs. Louisiana-Monroe ... Also had four kickoffs vs. ULM with a 66.8 yard average ... Hit both FG attempts vs. Southern Miss including a career-long of 52 yards ... Also made good from 23 yards out vs. Golden Eagles ... Averaged 63.5 yards on two kickoffs vs. USM ... Went 1-of-3 on FG



WES #18
BYRUM K

6-2 • 216 • Sr. • 3L
Ft. Lauderdale, Fla. (St. Thomas Aquinas)
Business

CAREER — Connected on five game-winning field goals, at Florida and at Arkansas, both in 2007, vs. Northwestern in OT in 2010 Outback Bowl, vs. Clemson in OT and vs. Kentucky both in 2010 ... Holds AU single-season record with 54 PATs (2009, 54-of-54) ... School single-season record holder for field goal percentage of 93.8 pct. (2009, 15-of-16) ... Has hit three field goals in a game eight times ... Ranks first in AU history in scoring (355



The Players



attempts vs. Mississippi State, converting on 35-yard attempt for Auburn's only points in 3-2 win ... Averaged 61.3 yards on three KO's vs. Mississippi State ... Did not attempt a FG vs. LSU, but was 3-for-3 on PAT tries ... Hit only PAT try vs. UT, but missed 35 yard FG attempt ... Missed first PAT of season at Vanderbilt, had hit on 34 straight until miss ... Connected on 2-of-3 FG attempts vs. Arkansas, hitting from 45 and 36 yards ... Hit 19-yard FG and missed 44-yard FG attempt vs. West Virginia ... Also kicked off three times for a 62.3 yard average vs. WVA ... Averaged 67.0 yards on two kickoff's vs. Ole Miss ... Did not have a FG attempt vs. Rebels ... Hit 3-of-4 FG attempts with a long of 48 yards vs. UT Martin ... Also averaged 60.8 yards on four kickoff's vs. UT Martin ... Missed only attempts, from 42 yards, vs. Georgia.

2007 — Collegefootballnews.com's Freshman All-America Third Team ... Scout.com Second Team Freshman All-America Team ... Sporting News Honorable Mention Freshman All-America ... Led Auburn in scoring with 86 points ... Tied for fifth in the SEC in field goal percentage (73.9 percent) and tied for fifth in field goals made (17) ... Nailed two game-winning field goals both with less than 30 seconds remaining on the clock and both on the road ... Named *SEC Special Teams Player of the Week* (Oct. 1) after booting 43-yard game-winning field goal as time expired in 20-17 upset at No. 4 Florida ... Had initially made kick, however, Florida called timeout prior to the snap, forcing Byrum to make the kick a second time ... Also had a 30-yard field goal in the third quarter to give Auburn a 17-3 lead ... Booted 20-yard field goal with 21 seconds remaining at Arkansas to give Tigers' a 9-7 win ... Connected 3-of-5 field goals against the Razorbacks ... In first career game at Auburn, connected on three field goals and scored 11 points ... Hit first three FG attempts from 20, 39 and 31, before missing from 47 in the fourth quarter ... Nailed all three field goals against South Florida, including a career-long 49 yards ... 46-yarder with 2:54 in regulation gave AU a 20-17 lead and 39-yarder in overtime gave the Tigers a short-lived 23-20 lead ... Nailed a pair of field goals (22, 33) vs. Georgia ... Hit one of two FG attempts vs. Alabama ... Missed 43-yarder vs. Tide snapped streak of six straight FGs made ... Had at least one field goal made in last six games ... Made one field goal from 36 yards to give Auburn the first lead of the game against Clemson in the Chick-fil-A Bowl.

HIGH SCHOOL — High School Coach: George Smith ... Kicked 79-of-91 kickoffs for touchbacks and connected on 74-of-75 extra point attempts his senior year ... Converted 11-of-15 field goals including a long of 48 yards in 2006 ... Ranked second among kickers by Rivals.com and Espn.com ... Named first-team All-Broward County by the *Miami Herald* ... Named FSWA 5A All-State ... Selected by the *Florida Times Union* to the Florida Super 75 ... Named a *PrepStar* All-American recruit ... Selected to play in the Offense-Defense All-American Bowl.

PERSONAL — Born March 18, 1989 ... Son of Donna and Richard Mallion ... Major: Business.

SEC / NCAA Ranking:

Scoring: 5th / 19th, 8.8

Scoring (Kick): 2nd, 8.8 ppg

Field Goals Made: T-4th, 15

BYRUM'S CAREER KICKING STATS

YEAR	FG-A	Pct.	0-19	20-29	30-39	40-49	50+	PAT	PTS
2007	17-23	73.9	0-0	5-5	9-10	3-8	0-0	35-36	86
2008	11-19	57.9	2-2	2-3	3-6	3-7	1-1	22-23	55
2009	15-16	93.8	1-1	5-5	4-4	5-6	0-0	54-54	99
2010	15-20	75.0	2-2	5-5	5-8	3-3	0-1	70-71	115
Totals	58-78	74.4	5-5	17-16	21-28	14-24	1-2	182-185	355

BYRUM'S CAREER GAME HIGH STATS

	No.	Opponent	Date
FG Attempts	5	2x (last vs. Tennessee)	10/3/09
FGs Made	4	vs. Tennessee	10/3/09

2007 Field Goal Sequence (Made/Missed):

KANSAS STATE: 20, 39, 31, 47
 SOUTH FLORIDA: 49, 46, 39
 MISSISSIPPI STATE: ---
 NEW MEXICO STATE: 48
 at Florida: 30, 43
 VANDERBILT: ---
 at Arkansas: 22, 36, 38, 46, 20
 at LSU: 22
 OLE MISS: 36
 TENNESSEE TECH: ---
 at Georgia: 22, 33
 ALABAMA: 37, 43
 Clemson (Chick-fil-A): 36, 44

2008 Field Goal Sequence (Made/Missed):

LOUISIANA-MONROE: 33, 32, 19
 SOUTHERN MISS: 52, 23
 at Mississippi State: 35, 42, 22
 LSU: ---
 TENNESSEE: 35
 at Vanderbilt: ---
 ARKANSAS: 45, 36, 33
 at West Virginia: 19, 44
 at Ole Miss: ---
 UT-MARTIN: 48, 44, 46, 24
 GEORGIA: 42
 at Alabama: ---

2009 Field Goal Sequence (Made/Missed):

LOUISIANA TECH: 29, 49, 47
 MISSISSIPPI STATE: --
 WEST VIRGINIA: 46, 42
 BALL STATE: 32
 at Tennessee: 29, 43, 46, 19, 22
 at Arkansas: 37
 KENTUCKY: --
 at LSU: 24
 OLE MISS: 36
 FURMAN: --
 at Georgia: 37
 ALABAMA: --
 Northwestern (Outback): 21

2010 Field Goal Sequence (Made/Missed):

ARKANSAS STATE: 24
 at Mississippi State: 34, 37
 CLEMSON: 35, 39
 SOUTH CAROLINA: 52, 23
 LOUISIANA-MONROE: 19
 at Kentucky: 38, 19, 24
 ARKANSAS: 43, 26, 28
 LSU: 42, 39
 at Ole Miss: 25, 35, 48
 CHATTANOOGA: --
 GEORGIA: --
 at Alabama: --
 vs. South Carolina (SECCG): 36



The Players



QUINDARIUS

#9

CARR

WR

6-1 • 186 • Jr. • 2L
Huntsville, Ala. (Huntsville)
Criminology

CARR'S GAME-BY-GAME RECEIVING STATS

DATE	OPPONENT	REC	YDS	AVG	TD	TD REC
8/30/08	LOUISIANA-MONROE	1	6	6.0	0	--
9/6/08	SOUTHERN MISS	1	8	8.0	0	--
9/13/08	at Mississippi State	1	28	28.0	0	--
9/20/08	LSU	0	0	0.0	0	--
9/27/08	TENNESSEE	0	0	0.0	0	--
10/4/08	at Vanderbilt	0	0	0.0	0	--
10/11/08	ARKANSAS	0	0	0.0	0	--
10/23/08	at West Virginia	1	7	7.0	0	--
11/1/08	at Ole Miss	1	8	8.0	0	--
11/8/08	TENNESSEE-MARTIN	1	6	6.0	0	--
11/15/08	GEORGIA	0	0	0.0	0	--
11/29/08	at Alabama	0	0	0.0	0	--

DATE	OPPONENT	REC	YDS	AVG	TD	TD REC
9/5/09	LOUISIANA TECH	0	0	0.0	0	--
9/12/09	MISSISSIPPI STATE	0	0	0.0	0	--
9/19/09	WEST VIRGINIA	0	0	0.0	0	--
9/26/09	BALL STATE	0	0	0.0	0	--
10/3/09	at Tennessee	0	0	0.0	0	--
10/10/09	at Arkansas	1	32	32.0	0	--
10/17/09	KENTUCKY	0	0	0.0	0	--
10/24/09	at LSU	0	0	0.0	0	--
10/31/09	OLE MISS	0	0	0.0	0	--
11/7/09	FURMAN	0	0	0.0	0	--
11/14/09	at Georgia	0	0	0.0	0	--
11/27/09	* ALABAMA	0	0	0.0	0	--
1/1/10	* Northwestern (Outback)	1	46	46.0	1	46

DATE	OPPONENT	REC	YDS	AVG	TD	TD REC
9/4/10	ARKANSAS STATE	2	87	43.5	1	48
9/9/10	at Mississippi State	0	0	0.0	0	--
9/18/10	CLEMSON	0	0	0.0	0	--
9/25/10	SOUTH CAROLINA	0	0	0.0	0	--
10/2/10	LOUISIANA-MONROE	1	16	16.0	1	16
10/9/10	at Kentucky	0	0	0.0	0	--
10/16/10	ARKANSAS	0	0	0.0	0	--
10/23/10	LSU	0	0	0.0	0	--
10/30/10	at Ole Miss	0	0	0.0	0	--
11/6/10	CHATTANOOGA	0	0	0.0	0	--
11/13/10	GEORGIA	0	0	0.0	0	--
11/26/10	* at Alabama	0	0	0.0	0	--
12/4/10	South Carolina (SECCG)	0	0	0.0	0	--

CARR'S GAME-BY-GAME PUNT RETURN STATS

DATE	OPPONENT	NO	YDS	AVG	TD	TD RET
9/4/10	ARKANSAS STATE	5	47	9.4	0	--
9/9/10	at Mississippi State	2	11	5.5	0	--
9/18/10	CLEMSON	2	6	3.0	0	--
9/25/10	SOUTH CAROLINA	1	10	10.0	0	--
10/2/10	LOUISIANA-MONROE	3	26	8.7	0	--
10/9/10	at Kentucky	0	0	0.0	0	--
10/16/10	ARKANSAS	1	-5	-5.0	0	--
10/23/10	LSU	0	0	0.0	0	--
10/30/10	at Ole Miss	1	-2	-2.0	0	--
11/6/10	CHATTANOOGA	3	23	7.7	0	--
11/13/10	GEORGIA	0	0	0.0	0	--
11/26/10	* at Alabama	1	-8	-8.0	0	--
12/4/10	South Carolina (SECCG)	0	0	0.0	0	--

CAREER — Averaging 36.7 yards per TD reception, with 46, 48 and 16-yard scoring catches.

2010 — Appeared in 13 games with one start and totaled three catches for 103 yards and two TD's ... 9th in SEC in punt return average (5.7) ... Led all receivers with a career-best 87 yards in season opener vs. Arkansas State ... Hauled in two catches vs. ASU including a 48-yard TD grab ... The 48-yard catch was longest of career ... Also totaled 47 yards on five punt returns with a long of 18 yards ... Finished second on team with 134 all-purpose yards vs. ASU ... Played in SEC opener at Mississippi State but did not have a catch ... Totaled 11 yards on two punt returns vs. MSU ... Against Clemson, played but did not have a catch ... Returned two punts for 6 yards vs. Clemson ... Had one punt return for 10 yards vs. South Carolina ... Against ULM, only catch was a 16-yard TD grab in second quarter ... Returned three punts for 26 yards ... Saw playing time vs. Kentucky but did not have a catch nor have a punt return ... Against Arkansas, returned one punt for minus 5 yards and did not have a catch ... Played but did not have a catch or punt return vs. LSU ... Had just one punt return vs. Ole Miss, for a loss of 2 yards ... Against UTC, returned three punts for 23 yards with a long return of 12 yards ... Played vs. Georgia but did not have a punt return or reception ... Against Alabama, started at WR and had one punt return for minus 8 yards ... Played vs. South Carolina in SEC Championship Game but did not return a punt or have a reception.

2009 — Appeared in 13 games with two starts, catching two passes for 78 yards ... Saw playing time but did not record a catch vs. Louisiana Tech and Mississippi State ... Recorded one 32-yard reception vs. Arkansas ... Made first career start vs. Alabama ... Against Northwestern in Outback Bowl, hauled in career-long pass of 46 yards for a score to give Tigers 21-7 lead in second quarter ... TD grab was first of career.

2008 — Played in every game, catching six passes for 63 yards with a long of 28 yards ... Hauled in first career reception, for 6 yards, in season opener vs. Louisiana-Monroe ... Had one catch for eight yards vs. Southern Miss ... Had one catch for 28 yards vs. Mississippi State ... Caught one pass for seven yards vs. West Virginia ... Had one 8-yard reception vs. Ole Miss ... Caught a 6-yard pass vs. UT Martin.

2007 — Redshirted

HIGH SCHOOL — High School Coach: Kevin Wieseman ... Named first-team Huntsville All-City and named Offensive Player of the Year for the city of Huntsville in 2006 ... Elected a team captain his senior season ... Ranked the No. 38 wide receiver in the nation and the No. 13 overall recruit in Alabama by Rivals.com ... Placed 139th among wide receivers by Espn.com ... Named *Birmingham News* All-State and ASWA all-state honorable mention in 2006 ... *Huntsville Times* Elite 11 recruit before his senior season.

PERSONAL — Born May 1, 1989 ... Son of Jovita and Kelvin Carr ... Major: Criminology.

CARR'S CAREER RECEIVING STATS

YEAR	G/GS	NO	YDS	AVG	TD	LP/OPPONENT
2008	12/0	6	63	10.5	0	28/Mississippi State
2009	13/2	2	78	39.0	1	46/Northwestern
2010	13/1	3	103	34.3	2	48/Arkansas State
Totals	38/3	11	244	22.2	3	48/Arkansas State

CARR'S CAREER PUNT RETURN STATS

YEAR	G/GS	NO	YDS	AVG	TD	LP/OPPONENT
2010	13/0	19	108	5.7	0	18/Arkansas State



The Players



ANTOINE CARTER

#45
DE

6-4 • 256 • Sr. • 3L
Ft. Lauderdale, Fla. (Dillard)
Liberal Arts

2010 — **Associated Press Second-Team All-SEC** ... Appeared in 12 games with 11 starts and totaled 31 tackles ... T-14th in SEC in sacks (4.5) and T-18th in SEC & T-84th in NCAA in TFLs (10.0) ... Second on team in TFLs and sacks ... Started season opener vs. Arkansas State and led Tigers with career-best 2.5 sacks (minus 20 yards) and 3.5 TFLs (minus 23 yards) ... Totaled four tackles and one QB hurry vs. ASU ... The 2.5 sacks were the most by an AU player since Quentin Groves' 3.0 vs. Florida in 2006 ... In SEC opener at Mississippi State, tied career high with five total tackles ... Also registered half a sack for minus 4 yards vs. Bulldogs ... Against Clemson, had game-high seven QB hurries to go with five tackles, tying career high, and one TFL (minus 4 yards) ... Also had first PBU since 2007 ... Against South Carolina, did not have a tackle breaking streak of 20 consecutive games played with at least one tackle ... Did register four QB hurries vs. USC ... Did not play vs. ULM ... Against Kentucky, tallied half a sack for minus 2 yards and four total tackles ... Had a pair of QB hurries vs. Arkansas ... Against LSU, registered 1.5 TFLs for minus 5 yards to go with two total tackles ... Against Ole Miss, had a TFL for minus 2 yards to go with a pair of solo tackles ... Did not have a tackle in limited snaps vs. UTC ... Against Georgia, had first career forced fumble, 2.0 TFLs for minus 10 yards, 1.0 sacks for minus 9 yards, two QB hurries and four tackles, all solo ... Against Alabama, totaled four tackles, three solo, with a forced fumble that ended an Alabama scoring threat in the second quarter ... Stripped ball away from Alabama running back Mark Ingram after chasing Ingram 41 yards from line of scrimmage ... Part of AU defense that held Alabama to 67 yards total offense in second half ... In SEC Championship Game vs. South Carolina, had one tackle and one QB hurry and was part of AU defense that held Gamecocks to 153 yards total offense in second half.

2009 — Appeared in 10 games with seven starts ... Totaled 30 tackles with 4.5 TFLs and 1.5 sacks ... Missed first three games of season due to injury ... Returned to play against Ball State ... Had three tackles, two solo, vs. Ball State ... Against Tennessee, only tackle of game was a TFL (minus 3 yards) ... Notched first sack of season (minus 8 yards) for only tackle vs. Arkansas ... Against Kentucky, earned first start of season and had career-high five tackles with a pair of QB hurries ... Had four tackles, three solo, with one TFL (minus 7 yards) vs. LSU ... Registered half a sack and two total tackles vs. Ole Miss ... Notched half a TFL (minus 2 yards) and a pair of tackles in abbreviated action vs. Furman ... Totaled four tackles, two solo, vs. Georgia ... Against Alabama, had half a TFL (minus 2 yards), a QB hurry and tied career-best with five total tackles ... Totaled three tackles against Northwestern in the Outback Bowl.

2008 — Played in 10 games with one start ... Totaled 16 tackles, 2.5 sacks with eight QB hurries ... Finished with fifth-most TFLs on team with 6.5 and fourth-most TFL yardage at minus 32 yards ... Registered one QB hurry and two total tackles in season opener vs. Louisiana-Monroe ... Had one solo tackle vs. Southern Miss ... In limited action, had one QB hurry in win vs. Mississippi State ... Recorded one solo tackle and one QB hurry vs. LSU ... Turned in strong game vs. Tennessee, with 1.5 TFLs (minus 1 yard) including half a sack and two QB hurries ... Finished with three total tackles vs. Vols ... Had two stops, one solo, vs. Vanderbilt ... Did not play vs. Arkansas & West Virginia due to injury ... Returned from injury and recorded a solo sack for minus 8 yards vs. Ole Miss ... Had first career start vs. UT Martin, recording three tackles, all solo and all tackles for loss ... Had one sack for minus 11 yards and two TFLs for a combined minus 10 yards vs. UT Martin ... Against Georgia, had one tackle, a TFL for minus 2 yards and one QB hurry ... Against Alabama, totaled two tackles, one solo.

2007 — **Coaches' All-SEC Freshman Team** ... Saw action in all 13 contests ... Sixth on team with 4.0 tackles for loss (-23) and fifth with 1.5 quarterback sacks (-16) ... Was a presence in South Florida backfield, registering three tackles, including one quarterback sack (-11) and three quarterback hurries against the Bulls ... Career-best four tackles including 1.5 tackles for loss (-6) against New Mexico State ... Three stops including 1.5 tackles for loss (-6) and 0.5 sacks (-5) versus Vanderbilt ... Two tackles at LSU ... Registered two assisted tackles vs. Tennessee Tech... Recorded two solo tackles against Clemson in the Chick-fil-A Bowl.

HIGH SCHOOL — High School Coach: Otis Gray ... Totaled 76 tackles and eight

sacks in his senior year after transferring to Dillard High School ... Tallied 24 sacks in his junior season at Bay Point High School, earning him FSWA All-State honors ... Named First-Team All-Broward county and 5A FSWA All-State honorable mention as a senior ... Ranked 34th among strong side defensive ends and 68th overall in the state of Florida by Rivals.com ... Selected to play in the Florida North/South All-Star game after his senior season ... Named to the *South Florida Sun-Sentinel's* Broward County All-Star team.

PERSONAL — Born Dec. 21, 1989 ... Son of Michael and Barbara Carter ... Major: Liberal Arts.

CARTER'S CAREER DEFENSIVE STATS

YEAR	G/GS	TT	UT	AT	TFL-YDS	QBS-YDS	FF/FR	PD	I/YDS
2007	13/0	16	8	8	4.0-23	1.5-16	0/0	1	0/0
2008	10/1	16	11	5	6.5-32	2.5-19	0/0	0	0/0
2009	10/7	30	16	14	4.5-28	1.5-14	0/0	0	0/0
2010	12/11	31	17	14	10.0-50	4.5-35	2/0	1	0/0
Totals	45/19	93	52	41	25.0-133	10.0-84	2/0	2	0/0

CARTER'S CAREER GAME HIGH STATS

	No.	Opponent	Date
Tackles	5	4x (last vs. Clemson)	9/18/10
Tackles for loss	3.5	Arkansas State	9/4/10
Sacks	2.5	Arkansas State	9/4/10

CARTER'S GAME-BY-GAME DEFENSIVE STATS

DATE	OPPONENT	TT	UT	AT	TFL-YDS	QBS-YDS
9/1/07	KANSAS STATE	0	0	0	0.0-0	0.0-0
9/8/07	SOUTH FLORIDA	3	2	1	1.0-11	1.0-11
9/15/07	MISSISSIPPI STATE	0	0	0	0.0-0	0.0-0
9/22/07	NEW MEXICO STATE	4	2	2	1.5-6	0.0-0
9/29/07	at Florida	0	0	0	0.0-0	0.0-0
10/6/07	VANDERBILT	3	1	2	1.5-6	0.5-5
10/13/07	at Arkansas	0	0	0	0.0-0	0.0-0
10/20/07	at LSU	2	1	1	0.0-0	0.0-0
10/27/07	OLE MISS	0	0	0	0.0-0	0.0-0
11/03/07	TENNESSEE TECH	2	0	2	0.0-0	0.0-0
11/10/07	at Georgia	0	0	0	0.0-0	0.0-0
11/24/07	ALABAMA	0	0	0	0.0-0	0.0-0
12/31/07	Clemson (Chick-fil-A)	2	2	0	0.0-0	0.0-0

DATE	OPPONENT	TT	UT	AT	TFL-YDS	QBS-YDS
8/30/08	LOUISIANA-MONROE	2	1	1	0.0-0	0.0-0
9/6/08	SOUTHERN MISS	1	1	0	0.0-0	0.0-0
9/13/08	at Mississippi State	0	0	0	0.0-0	0.0-0
9/20/08	LSU	1	1	0	0.0-0	0.0-0
9/27/08	TENNESSEE	3	1	2	1.5-0	0.5-0
10/4/08	at Vanderbilt	2	1	1	0.0-0	0.0-0
10/11/08	ARKANSAS				DID NOT PLAY	
10/23/08	at West Virginia				DID NOT PLAY	
11/1/08	at Ole Miss	1	1	0	1.0-8	1.0-8
11/8/08	* TENNESSEE-MARTIN	3	3	0	3.0-21	1.0-11
11/15/08	GEORGIA	1	1	0	1.0-2	0.0-0
11/29/08	at Alabama	2	1	1	0.0-0	0.0-0

DATE	OPPONENT	TT	UT	AT	TFL-YDS	QBS-YDS
9/5/09	LOUISIANA TECH				DID NOT PLAY	
9/12/09	MISSISSIPPI STATE				DID NOT PLAY	
9/19/09	WEST VIRGINIA				DID NOT PLAY	
9/26/09	BALL STATE	3	2	1	0.0-0	0.0-0
10/3/09	at Tennessee	1	1	0	1.0-3	0.0-0
10/10/09	at Arkansas	1	1	0	1.0-8	1.0-8
10/17/09	* KENTUCKY	5	1	4	0.0-0	0.0-0
10/24/09	* at LSU	4	3	1	1.0-7	0.0-0
10/31/09	* OLE MISS	2	1	1	0.5-6	0.5-6
11/7/09	* FURMAN	2	0	2	0.5-2	0.0-0
11/14/09	* at Georgia	4	2	2	0.0-0	0.0-0
11/27/09	* ALABAMA	5	2	3	0.5-2	0.0-0
1/1/10	* Northwestern (Outback)	3	3	0	0.0-0	0.0-0



The Players



DATE	OPPONENT	TT	UT	AT	TFL-YDS	QBS-YDS
9/4/10	* ARKANSAS STATE	4	3	1	3.5-23	2.5-20
9/9/10	* at Mississippi State	5	0	5	0.5-4	0.5-4
9/18/10	* CLEMSON	5	3	2	1.0-4	0.0-0
9/25/10	* SOUTH CAROLINA	0	0	0	0.0-0	0.0-0
10/2/10	LOUISIANA-MONROE	DID NOT PLAY				
10/9/10	* at Kentucky	4	1	3	0.5-2	0.5-2
10/16/10	* ARKANSAS	0	0	0	0.0-0	0.0-0
10/23/10	* LSU	2	1	1	1.5-5	0.0-0
10/30/10	* at Ole Miss	2	2	0	1.0-2	0.0-0
11/6/10	CHATTANOOGA	0	0	0	0.0-0	0.0-0
11/13/10	* GEORGIA	4	4	0	2.0-10	1.0-9
11/26/10	* at Alabama	4	3	1	0.0-0	0.0-0
12/4/10	* South Carolina (SECCG)	1	0	1	0.0-0	0.0-0



NEIL CAUDLE #19
QB

6-3 • 198 • Sr. • 1L
Hoover, Ala. (Spain Park)
Building Science

2010— Appeared in all 13 games, completing 1-of-1 pass attempts for 42 yards ... Holder on all FG and PAT attempts ... In season opener vs. Arkansas State, completed only pass attempt for career-long of 42 yards to set up second quarter TD ... Completion was to Darvin Adams from the ASU 44-yard line to the ASU 2-yard line ... Had career-long rush of 35 yards against UTC, which gave Tigers more than 300 rushing yards for school-record sixth consecutive game.

2009 — **SEC Academic Honor Roll** ... Appeared in five games completing 15-of-20 passes for 170 yards with one TD and one INT ... Saw limited play in season opener vs. Louisiana Tech ... Against Ball State, hit 2-of-3 passes for 19 yards and scored on a 52-yard run in fourth quarter ... Threw first-career TD pass, a 1-yarder to Philip Lutzenkirchen, vs. LSU ... Hit 3-of-5 passes for 34 yards overall vs. LSU with a career-long completion of 17 yards, also to Lutzenkirchen ... Started second half vs. Furman and set career-highs in completions and attempts going 10-of-12 and in yardage, throwing for 117 yards ... Led Tigers on three scoring drives vs. Furman.

2008 — **SEC Academic Honor Roll** ... Played in two games, Louisiana-Monroe and UT Martin, completing 4-of-5 pass attempts for 32 yards ... Saw limited snaps in first game vs. Louisiana-Monroe ... Completed 4-of-5 passes for 32 yards vs. UT Martin.

2007 — **SEC Academic Honor Roll** ... Saw action in one game ... Attempted three passes in relief role against Tennessee Tech.


2006 — Redshirted ... Member of the National Society of Collegiate Scholars ... Auburn Football Top 10 Academic Team.

HIGH SCHOOL — High School Coach: Vince DiLorenzo ... Ranked as the nation's No. 7 pro-style quarterback and the No. 8 player in the state of Alabama by Rivals.com ... Rivals.com Rivals 250 ... Ranked as the No. 163 overall player in the country (No. 18 QB) and No. 44 in the Southeast by *Tom Lemming's Prep Football Report* ... Ranked No. 122 on ESPN.com's ESPN 150 and as its No. 10 quarterback ... Ranked as the No. 10 quarterback nationally by Scout.com ... Ranked No. 63 on Collegefootballnews.com's CFN Top 150 ... Ranked eighth on CFN's Top 30 quarterbacks ... Ranked No. 15 nationally among quarterbacks by *PrepStar* ... Ranks 40th on the *Mobile Register's* Super Southeast 120 list of prospects ... Selected to the EA Sports 2005 Elite 11 ... Rated No. 4 on the *Birmingham News* Super Senior 2006 ... Named to the *Atlanta Journal-Constitution* Super Southern 100 ... Injured during the third play of the second game of his senior year but he accounted for over 250 yards and four touchdowns in a victory over Auburn High in the season opener ... Before his injury, had passed for 224 yards, two touchdowns and one interception on 14-of-26 attempts, and added 51 yards rushing on six attempts ... Missed five games as a junior but still had 129 completions, 1,634 passing yards and 15 touchdowns, while rushing for 424 yards on 43 carries with five scores ... Named Spain Park's Offensive Back of the Year as a junior ... Also played baseball at Spain Park and was named to the Birmingham All-Metro baseball team ... Won the Spain Park Leadership Award his senior year.

PERSONAL — Born May 19, 1988 ... Son of Keith and Teresa Caudle ... Major: Building Science.

CAUDLE'S CAREER PASSING STATS

YEAR	G/GS	CMP	ATT	PCT	YDS	INT	TD	LP/OPPONENT
2007	1/0	0	3	.000	--	1	--	--
2008	2/0	4	5	80.0	32	0	--	16/UT Martin
2009	5/0	15	20	75.0	170	1	1	22/Furman
2010	13/0	1	1	100.0	42	0	0	42/Arkansas State
Totals	21/0	20	29	69.0	244	2	1	42/Arkansas State



KENNETH CARTER #92
DT

6-5 • 281 • Fr. • HS
Greenville, Ala. (Greenville)
Undecided

2010 — Appeared in seven games and totaled six tackles ... Saw limited snaps in season opener vs. Arkansas State and totaled three tackles with a QB hurry ... Played in SEC opener at Mississippi State but did not record a tackle ... Did not play vs. Clemson ... Did not play vs. South Carolina ... Saw extended playing time vs. ULM, totaling two tackles with career-first TFL (1.0 for minus 5 yards) and fumble recovery ... Also had two QB hurries and totaled two solo tackles ... Did not play vs. Kentucky ... Did not play vs. Arkansas ... Did not play vs. LSU ... Saw playing time vs. Ole Miss but did not have a tackle ... Against UTC, registered one solo tackle ... Did not play vs. Georgia ... Played vs. Alabama but did not have a tackle ... Saw playing time vs. South Carolina in SEC Championship Game but did not have a tackle.

HIGH SCHOOL — High School Coach: Ben Blackmon ... Recorded 76 tackles (45 solo), 16 tackles for loss, two sacks, 21 QB pressures, five forced fumbles, one field goal blocked and an interception returned for a touchdown as a senior ... No. 23-rated defensive tackle and the No. 8 player in Alabama by Rivals.com ... No. 17-rated defensive tackle by Scout.com ... Ranked 35th among defensive tackles by ESPN.com/Scouts Inc. ... No. 5 on the Birmingham News' list of the Alabama Super Seniors ... Ranked as the No. 22 player in Alabama by SuperPrep ... Named to the All-Southeast Region team by PrepStar ... Was a 2009 Alabama-Mississippi All-Star game participant ... Was voted to the 2009 5A All-State team by the Alabama Sports Writers Association ... Voted the 2009 5A Lineman of the Year by the Alabama Sports Writers Association ... Was a member of the "Best of the Rest" on the Mobile Press Register's Elite 18.

PERSONAL — Born Feb. 13, 1991 ... Son of Cynthia Carter ... Major: Undecided.

CARTER'S CAREER DEFENSIVE STATS

YEAR	G/GS	TT	UT	AT	TFL-YDS	QBS-YDS	FF/FR	PD	I/YDS
2010	7/0	6	5	1	1.0-5	0.0-0	0/1	0	0/0

CARTER'S GAME-BY-GAME DEFENSIVE STATS

DATE	OPPONENT	TT	UT	AT	TFL-YDS	QBS-YDS
9/4/10	ARKANSAS STATE	3	2	1	0.0-0	0.0-0
9/9/10	at Mississippi State	0	0	0	0.0-0	0.0-0
9/18/10	CLEMSON	DID NOT PLAY				
9/25/10	SOUTH CAROLINA	DID NOT PLAY				
10/2/10	LOUISIANA-MONROE	2	2	0	1.0-5	0.0-0
10/9/10	at Kentucky	DID NOT PLAY				
10/16/10	ARKANSAS	DID NOT PLAY				
10/23/10	LSU	DID NOT PLAY				
10/30/10	at Ole Miss	0	0	0	0.0-0	0.0-0
11/6/10	CHATTANOOGA	1	1	0	0.0-0	0.0-0
11/13/10	GEORGIA	DID NOT PLAY				
11/26/10	at Alabama	0	0	0	0.0-0	0.0-0
12/4/10	South Carolina (SECCG)	0	0	0	0.0-0	0.0-0



The Players



CAUDLE'S GAME-BY-GAME PASSING STATS

DATE	OPPONENT	CMP	ATT	YDS	INT	TD	TD Pass
9/5/09	LOUISIANA TECH	0	0	0	0	0	--
9/12/09	MISSISSIPPI STATE	0	0	0	0	0	--
9/19/09	WEST VIRGINIA			DID NOT PLAY			
9/26/09	BALL STATE	2	3	19	1	0	--
10/3/09	at Tennessee			DID NOT PLAY			
10/10/09	at Arkansas			DID NOT PLAY			
10/17/09	KENTUCKY			DID NOT PLAY			
10/24/09	at LSU	3	5	34	0	1	1
10/31/09	OLE MISS			DID NOT PLAY			
11/7/09	FURMAN	10	12	117	0	0	--
11/14/09	at Georgia			DID NOT PLAY			
11/27/09	ALABAMA			DID NOT PLAY			
1/1/10	Northwestern (Outback)			DID NOT PLAY			

DATE	OPPONENT	CMP	ATT	YDS	INT	TD	TD Pass
9/4/10	ARKANSAS STATE	1	1	42	0	0	--
9/9/10	at Mississippi State	0	0	0	0	0	--
9/18/10	CLEMSON	0	0	0	0	0	--
9/25/10	SOUTH CAROLINA	0	0	0	0	0	--
10/2/10	LOUISIANA-MONROE	0	0	0	0	0	--
10/9/10	at Kentucky	0	0	0	0	0	--
10/16/10	ARKANSAS	0	0	0	0	0	--
10/23/10	LSU	0	0	0	0	0	--
10/30/10	at Ole Miss	0	0	0	0	0	--
11/6/10	CHATTANOOGA	0	0	0	0	0	--
11/13/10	GEORGIA	0	0	0	0	0	--
11/26/10	at Alabama	0	0	0	0	0	--
12/4/10	South Carolina (SECCG)	0	0	0	0	0	--

2009 — SEC Academic Honor Roll ... Appeared in six games, totaling two tackles ... In first career action, made one assisted tackle in season opener vs. Louisiana Tech ... Recorded a QB hurry and one tackle vs. Ball State ... Saw playing time but did not record a tackle vs. Tennessee, Arkansas and Furman.

2008 — SEC Academic Honor Roll ... Did not play.
SPRING 2008 — Received the Top Freshman Grade Point Average award.

2007 — Saw limited action ... First collegiate playing time came against South Florida ... Also saw playing time against Tennessee Tech.

HIGH SCHOOL — High School Coach: Buddy Anderson ... Played tailback, line-backer and special teams.

PERSONAL — Born Feb. 16, 1989 ... Son of Lisa and Reid Christopher ... Has one brother, Ryan, 15 ... Grandfather Robert O'Connell played football at Florida State ... Major: Pre-Medicine.

CHRISTOPHER'S CAREER DEFENSIVE STATS

YEAR	G/GS	TT	UT	AT	TFL-YDS	QBS-YDS	FF/FR	PD	I/YDS
2007	2/0	0	0	0	0.0-0	0.0-0	0/0	0	0/0
2009	6/0	2	0	2	0.0-0	0.0-0	0/0	0	0/0
2010	5/0	1	1	0	0.0-0	0.0-0	0/0	0	0/0
Totals	13/0	3	1	2	0.0-0	0.0-0	0/0	0	0/0



**STEVEN
CLARK**

**#30
P**

6-5 • 232 • Fr. • HS
 Kansas City, Mo. (Park Hill)
 Exercise Science

2010 — Appeared in five games and averaged 34.9 yards on nine punts ... Saw first action of the season vs. Kentucky, punting twice for a 34.0 average ... Punted twice vs. Arkansas for a 39.5 yard average ... Against LSU, punted three times for a 37.3 yard average with one pinned inside the 20 yard line ... Also had a season-long punt of 42 yards ... Against Ole Miss, punted one time for 36 yards, pinning Rebels inside 20-yard line ... Punted one time vs. UTC for 19 yards.

HIGH SCHOOL — High School Coach: Greg Reynolds ... No. 20-ranked place-kicker by Rivals.com ... No. 4-rated kicker by ESPN.com/Scouts Inc. ... Was a 2009 Class 5 First Team All-State selection at punter by the Missouri Football Coaches Association ... Also, played tight end and defensive end in high school...Averaged nearly 40 yards per punt as a junior.


PERSONAL — Born July 20, 1991 ... Son of Diana Perry and Tom Clark ... Major: Exercise Science.

CLARK'S CAREER PUNTING STATS

YEAR	G	NO	YDS	AVG	IN20	LP/OPPONENT
2010	5	9	314	34.9	2	42/LSU

CLARK'S GAME-BY-GAME PUNTING STATS

DATE	OPPONENT	NO	YDS	AVG	IN20	Long
9/4/10	ARKANSAS STATE			DID NOT PLAY		
9/9/10	at Mississippi State			DID NOT PLAY		
9/18/10	CLEMSON			DID NOT PLAY		
9/25/10	SOUTH CAROLINA			DID NOT PLAY		
10/2/10	LOUISIANA-MONROE			DID NOT PLAY		
10/9/10	at Kentucky	2	68	34.0	0	36
10/16/10	ARKANSAS	2	79	39.5	0	40
10/23/10	LSU	3	112	37.3	1	42
10/30/10	at Ole Miss	1	36	36.0	1	36
11/6/10	CHATTANOOGA	1	19	19.0	0	19
11/13/10	GEORGIA			DID NOT PLAY		
11/26/10	at Alabama			DID NOT PLAY		
12/4/10	South Carolina (SECCG)			DID NOT PLAY		



**ED
CHRISTIAN**

**#68
OL**

6-4 • 277 • Fr. • HS
 Valdosta, Ga. (Lowndes)
 Journalism

2010 — Has not played this season.

HIGH SCHOOL — High School Coach: Rick Tomberlin ... Ranked 18th among offensive tackles by ESPN.com/Scouts Inc. ... No. 20-ranked offensive guard by Scout.com ... No. 34-rated offensive tackle by Rivals.com ... Ranked as the No. 26 player in Georgia by SuperPrep ... Named to the All-Southeast Region team by PrepStar ... Played in the 2009 Georgia Athletic Coaches Association North-South All-Star Football Classic...Selected to the 2009 Class 5A All-State Team by the Georgia Sports Writers Association ... Ranked 39th on the Atlanta Journal Constitution Top 50 ... No. 120 on the Mobile Press Register's Super Southeast 120.

PERSONAL — Born Sept. 17, 1991 ... Son of Ansonya and Ed Christian, Sr. ... Major: Journalism.



**WADE
CHRISTOPHER**


**#28
LB**

6-1 • 223 • Sr. • 1L
 Vestavia Hills, Ala. (Vestavia Hills)
 Pre-Medicine

2010 — Appeared in five games and totaled one tackle ... Pulled double duty vs. ULM, playing offense (fullback) and defense (linebacker) ... Saw time on special teams vs. Kentucky but did not register a tackle ... Played vs. Arkansas but did not have a tackle ... Did not play vs. LSU ... Did not play vs. Ole Miss ... Had one solo tackle vs. UTC.



The Players



ZACH CLAYTON #98 DL

6-3 • 296 • Sr. • 3L
Opelika, Ala. (Opelika)
Agriculture Business & Economics

2010 — SEC Community Service Team ... Started all 13 games and totaled 25 tackles with 7.0 TFLs ... Started season opener vs. Arkansas State and recorded one tackle and one QB hurry ... In SEC opener at Mississippi State, notched a TFL for minus 5 yards and broke-up one pass ... Against Clemson, totaled four tackles which was most since Nov. 1, 2008 vs. Ole Miss (five tackles) ... Also had 1.5 TFLs (minus 7 yards) and one QB hurry vs. Clemson ... Against South Carolina, recorded one TFL (minus 1 yard), one QB hurry and two solo tackles ... In limited snaps vs. ULM, started and totaled one tackle, a TFL for minus 1 yard ... Against Kentucky, had a TFL for minus 3 yards to go with three total tackles ... Had a pair of tackles vs. Against LSU, had half a TFL for minus 2 yards with a QB hurry and a pair of tackles ... Against Ole Miss, had a TFL for minus 4 yards to go with three total tackles, with two solo stops ... Registered one solo tackle in limited snaps vs. UTC ... Against Georgia, had a pair of tackles with two QB hurries ... Totaled two tackles vs. Alabama and was part of AU defense that held Crimson Tide to 67 yards total offense in second half ... In SEC Championship Game vs. South Carolina, totaled one solo tackle with a pair of QB hurries and was part of AU defense that held Gamecocks to 153 yards total offense in second half.

2009 — Appeared in six games, totaling seven tackles with 1.0 TFL ... Missed seven games due to injury ... Did not play in season opener vs. Louisiana Tech ... Recorded three tackles in first game of season vs. Mississippi State ... Had one solo tackle vs. West Virginia ... Against Ball State, had one TFL (minus 5 yards) to go with two total tackles ... Missed three games due to injury ... Returned vs. LSU, but saw limited action before leaving game in first half with injury ... Missed Ole Miss and Furman games with injury ... Saw limited time vs. Georgia but did not record a tackle ... Had one tackle and one QB hurry vs. Alabama.

2008 — Finished 15th in SEC in sacks per game (0.41) ... Played in 11 games with one start ... Totaled 22 tackles with 16 solo stops ... Finished with fourth-most TFLs on team with 7.5 and the second-most TFL yardage at minus 35 ... Also finished second on team with 4.5 sacks and the most sack yardage at minus 35 ... Registered a pair of solo TFLs (-4 yards) in season opener vs. Louisiana-Monroe ... Had one tackle, a 6-yard sack against Southern Miss ... Sack vs. USM was the first of career ... Picked up two solo tackles against Mississippi State ... Had one solo tackle vs. LSU ... Did not play vs. Tennessee ... Recorded 2.0 TFLs, including a sack, for minus 11 yards and finished with four total tackles (all solo) against Vanderbilt ... Had one assisted tackle vs. Arkansas ... Sacked QB Pat White for minus 15 yards and had two total tackles vs. West Virginia ... Registered a career-high five tackles, two solo, with half a sack for minus 1 yard vs. Ole Miss ... Started first career game vs. UT Martin, with one tackle and one QB hurry ... Played, but did not have a tackle vs. Georgia ... Against Alabama, had three tackles, two solo, with a sack (minus 3 yards).

2008 OUTDOOR TRACK — Qualified for the NCAA Outdoor Championships in the discuss, finishing 19th ... Finished second in the discuss at the Mideast Regional Championships with a personal-best throw of 58.49m (191-11) ... His mark ranks fifth in school history ... Finished sixth at the SEC Outdoor Championships with a mark of 55.97m (183-7), earning him a spot on the SEC All-Freshman Team ... Won the discuss throw at the Tiger Track Classic.

2007 — Played in 10 of 13 games ... Saw first collegiate game action against Mississippi State ... Registered first career tackles vs. New Mexico State, compiling three total, all assisted ... Also had a TFL (.5) for minus two yards vs. NMSU ... Had two tackles vs. Vanderbilt ... Recorded three tackles, all solo, against Tennessee Tech.

2006 — Redshirted.

HIGH SCHOOL — High School Coach: Spencer McCracken ... Selected to the Alabama Sports Writers Association Class 6A All-State team ... Finished his senior season with 46 tackles, six sacks and five pass breakups ... Named the *Opelika-Auburn News*' 2005 Defensive Player of the Year ... Helped lead Opelika to the Class 6A state

semifinals his senior year ... Also a track and field standout ... Won the 2005 Alabama Class 6A state discuss and shot put championships ... Holds the Class 6A AHSA state meet discuss record.

PERSONAL — Born Jan. 1, 1988 ... Son of Auburn assistant track and field coach Jerry Clayton and Becky Clayton ... Major: Agriculture Business & Economics.

CLAYTON'S CAREER DEFENSIVE STATS

YEAR	G/GS	TT	UT	AT	TFL-YDS	QBS-YDS	FF/FR	PD	I-YDS
2007	10/0	8	4	4	0.5-2	0.0-0	0/0	0	0-0
2008	11/1	22	16	6	7.5-40	4.5-35	0/0	0	0-0
2009	6/0	7	3	4	1.0-5	0.0-0	0/0	0	0-0
2010	13/13	25	15	10	7.0-23	0.0-0	0/0	1	0-0
Totals	40/14	62	38	24	16.0-70	4.5-35	0/0	1	0-0

CLAYTON'S GAME-BY-GAME DEFENSIVE STATS

DATE	OPPONENT	TT	UT	AT	TFL-YDS	QBS-YDS
9/1/07	KANSAS STATE				DID NOT PLAY	
9/8/07	SOUTH FLORIDA				DID NOT PLAY	
9/15/07	MISSISSIPPI STATE	0	0	0	0.0-0	0.0-0
9/22/07	NEW MEXICO STATE	3	0	3	0.5-2	0.0-0
9/29/07	at Florida	0	0	0	0.0-0	0.0-0
10/6/07	VANDERBILT	2	1	1	0.0-0	0.0-0
10/13/07	at Arkansas	0	0	0	0.0-0	0.0-0
10/20/07	at LSU	0	0	0	0.0-0	0.0-0
10/27/07	OLE MISS	0	0	0	0.0-0	0.0-0
11/03/07	TENNESSEE TECH	3	3	0	0.0-0	0.0-0
11/10/07	at Georgia				DID NOT PLAY	
11/24/07	ALABAMA	0	0	0	0.0-0	0.0-0
12/31/07	Clemson (Chick-fil-A)	0	0	0	0.0-0	0.0-0

DATE	OPPONENT	TT	UT	AT	TFL-YDS	QBS-YDS
8/30/08	LOUISIANA-MONROE	2	2	0	2.0-4	0-0
9/6/08	SOUTHERN MISS	1	1	0	1.0-6	1.0-6
9/13/08	at Mississippi State	2	2	0	0.0-0	0.0-0
9/20/08	LSU	1	1	0	0.0-0	0.0-0
9/27/08	TENNESSEE				DID NOT PLAY	
10/4/08	at Vanderbilt	4	4	0	2.0-11	1.0-10
10/11/08	ARKANSAS	1	0	1	0.0-0	0.0-0
10/23/08	at West Virginia	2	2	0	1.0-15	1.0-15
11/1/08	at Ole Miss	5	2	3	0.5-1	0.5-1
11/8/08	* TENNESSEE-MARTIN	1	0	1	0.0-0	0.0-0
11/15/08	GEORGIA	0	0	0	0.0-0	0.0-0
11/29/08	at Alabama	3	2	1	1.0-3	1.0-3

DATE	OPPONENT	TT	UT	AT	TFL-YDS	QBS-YDS
9/5/09	LOUISIANA TECH				DID NOT PLAY	
9/12/09	MISSISSIPPI STATE	3	1	2	0.0-0	0.0-0
9/19/09	WEST VIRGINIA	1	1	0	0.0-0	0.0-0
9/26/09	BALL STATE	2	1	1	1.0-5	0.0-0
10/3/09	at Tennessee				DID NOT PLAY	
10/10/09	at Arkansas				DID NOT PLAY	
10/17/09	KENTUCKY				DID NOT PLAY	
10/24/09	at LSU	0	0	0	0.0-0	0.0-0
10/31/09	OLE MISS				DID NOT PLAY	
11/7/09	FURMAN				DID NOT PLAY	
11/14/09	at Georgia	0	0	0	0.0-0	0.0-0
11/27/09	ALABAMA	1	0	1	0.0-0	0.0-0
1/1/10	Northwestern (Outback)				DID NOT PLAY	

DATE	OPPONENT	TT	UT	AT	TFL-YDS	QBS-YDS
9/4/10	* ARKANSAS STATE	1	0	1	0.0-0	0.0-0
9/9/10	* at Mississippi State	1	1	0	1.0-5	0.0-0
9/18/10	* CLEMSON	4	2	2	1.5-7	0.0-0
9/25/10	* SOUTH CAROLINA	2	2	0	1.0-1	0.0-0
10/2/10	* LOUISIANA-MONROE	1	1	0	1.0-1	0.0-0
10/9/10	* at Kentucky	3	2	1	1.0-3	0.0-0
10/16/10	* ARKANSAS	2	1	1	0.0-0	0.0-0
10/23/10	* LSU	2	1	1	0.5-2	0.0-0
10/30/10	* at Ole Miss	3	2	1	1.0-4	0.0-0
11/6/10	* CHATTANOOGA	1	1	0	0.0-0	0.0-0
11/13/10	* GEORGIA	2	1	1	0.0-0	0.0-0
11/26/10	* at Alabama	2	0	2	0.0-0	0.0-0
12/4/10	* South Carolina (SECCG)	1	1	0	0.0-0	0.0-0



The Players



**DREW
COLE** #20
DB

5-11 • 190 • Jr. • 2L
Picayune, Miss. (HS)
Finance

2010 — Appeared in 10 games and totaled six tackles ... Saw playing time but did not record a tackle in season opener vs. Arkansas State ... Played in SEC opener at Mississippi State and totaled one solo tackle ... Had one tackle vs. Clemson ... Did not play vs. South Carolina ... Against ULM, logged snaps and totaled one solo tackle ... Saw playing time vs. Kentucky ... Played vs. Arkansas but did not have a tackle ... Played but did not record a tackle vs. LSU ... Saw playing time but did not have a tackle vs. Ole Miss ... Against UTC, recorded a career-best three tackles, all solo stops.

2009 — Appeared in four games, missing nine games to injury ... Recorded two tackles in season opener vs. Louisiana Tech ... Also saw playing time vs. Mississippi State and Alabama ... Had one solo tackle vs. Northwestern in Outback Bowl.

2008 — Played in 11 games on special teams with three total tackles ... Totaled two assisted tackles in season opener vs. Louisiana-Monroe ... One solo stop vs. Southern Miss.

HIGH SCHOOL — Had 60 tackles, 16 pass break-ups and five interceptions as a senior, while also rushing for 821 yards and 10 touchdowns ... Named to the Class 4A All-State First Team ... Named to the All-State second team by the *Clarion-Ledger* ... Earned Class 4A First Team All-State honors as a junior after collecting 59 tackles, 16 pass breakups and one interception ... Offensively as a junior, had 82 carries for 601 yards and nine scores ... Sophomore season collected 51 tackles and two interceptions ... Ranked No. 63 nationally among cornerbacks by Rivals.com ... Ranked No. 128 nationally among cornerbacks by Scout.com ... The No. 25-ranked prospect from Mississippi by *SuperPrep* ... Named to *PrepStar's* All-Southeast Region team ...

PERSONAL — Born Feb. 28, 1989 ... Son of Milton Cole and Amanda Walker ... Brother, Milt, was a senior tight end for LSU in 2007. Major: Finance.

COLE'S CAREER DEFENSIVE STATS

YEAR	G/GS	TT	UT	AT	TFL-YDS	QBS-YDS	FF/FR	PD	I/YDS
2008	11/0	3	1	2	0.0-0	0.0-0	0/0	0	0-0
2009	4/0	3	2	1	0.0-0	0.0-0	0/0	0	0-0
2010	10/0	6	6	0	0.0-0	0.0-0	0/0	0	0-0
Totals	25/0	12	9	3	0.0-0	0.0-0	0/0	0	0-0

COLE'S GAME-BY-GAME DEFENSIVE STATS

DATE	OPPONENT	TT	UT	AT	TFL-YDS	QBS-YDS
8/30/08	LOUISIANA-MONROE	2	0	2	0.0-0	0.0-0
9/6/08	SOUTHERN MISS	1	1	0	0.0-0	0.0-0
9/13/08	MISSISSIPPI STATE	0	0	0	0.0-0	0.0-0
9/20/08	LSU	0	0	0	0.0-0	0.0-0
9/27/08	TENNESSEE	DID NOT PLAY				
10/4/08	at Vanderbilt	0	0	0	0.0-0	0.0-0
10/11/08	ARKANSAS	0	0	0	0.0-0	0.0-0
10/23/08	at West Virginia	0	0	0	0.0-0	0.0-0
11/1/08	at Ole Miss	0	0	0	0.0-0	0.0-0
11/8/08	TENNESSEE-MARTIN	0	0	0	0.0-0	0.0-0
11/15/08	GEORGIA	0	0	0	0.0-0	0.0-0
11/29/08	at Alabama	0	0	0	0.0-0	0.0-0
DATE	OPPONENT	TT	UT	AT	TFL-YDS	QBS-YDS
9/5/09	LOUISIANA TECH	2	1	1	0.0-0	0.0-0
9/12/09	MISSISSIPPI STATE	0	0	0	0.0-0	0.0-0
9/19/09	WEST VIRGINIA	DID NOT PLAY				
9/26/09	BALL STATE	DID NOT PLAY				
10/3/09	at Tennessee	DID NOT PLAY				
10/10/09	at Arkansas	DID NOT PLAY				
10/17/09	KENTUCKY	DID NOT PLAY				
10/24/09	at LSU	DID NOT PLAY				
10/31/09	OLE MISS	DID NOT PLAY				
11/7/09	FURMAN	DID NOT PLAY				
11/14/09	at Georgia	DID NOT PLAY				
11/27/09	ALABAMA	0	0	0	0.0-0	0.0-0
1/1/10	Northwestern (Outback)	1	1	0	0.0-0	0.0-0

DATE	OPPONENT	TT	UT	AT	TFL-YDS	QBS-YDS
9/4/10	ARKANSAS STATE	0	0	0	0.0-0	0.0-0
9/9/10	at Mississippi State	1	1	0	0.0-0	0.0-0
9/18/10	CLEMSON	1	1	0	0.0-0	0.0-0
9/25/10	SOUTH CAROLINA	DID NOT PLAY				
10/2/10	LOUISIANA-MONROE	1	1	0	0.0-0	0.0-0
10/9/10	at Kentucky	0	0	0	0.0-0	0.0-0
10/16/10	ARKANSAS	0	0	0	0.0-0	0.0-0
10/23/10	LSU	0	0	0	0.0-0	0.0-0
10/30/10	at Ole Miss	0	0	0	0.0-0	0.0-0
11/6/10	CHATTANOOGA	3	3	0	0.0-0	0.0-0
11/13/10	GEORGIA	DID NOT PLAY				
11/26/10	at Alabama	DID NOT PLAY				
12/4/10	South Carolina (SECCG)	0	0	0	0.0-0	0.0-0



**JARED
COOPER** #79
OL

6-4 • 300 • Jr. • 1L
Brewton, Ala. (W.S. Neal)
History in Education

2010 — Played in every game, primarily on special teams.

2009 — **SEC Academic Honor Roll** ... Saw playing time in every game on special teams ... Had four knockdown blocks in extended playing time vs. Furman.

2008 — **SEC Academic Honor Roll** ... Saw limited playing time in six games ... Logged snaps against Louisiana Monroe in season opener, West Virginia and UT-Martin in non-conference action ... Saw playing time in league action against Ole Miss, Georgia and Alabama.


2007 — Redshirted

HIGH SCHOOL — High School Coach: Blaine Hathcock ... Gave up just one sack in 12 games and graded out at over 90 percent his senior season ... Named ASWA Class 4A Lineman of the Year in 2006 ... Earned *Birmingham News* Super All-State honors ... Listed as the No. 9 prospect in the state of Alabama by the *Birmingham News* ... Selected by the AHSAA to play in the Alabama North/South All-Star game as a junior ... Ranked No. 41 at offensive guard by Espn.com ... Selected to the *Orlando Sentinel's* All-Southern Football Team in 2006 ... Ranked 12th in the *Birmingham News* "Super Seniors" list before the 2006 campaign ... Participated in the Alabama Junior All-Star game after the 2005 season ... Maintained a perfect 4.0 GPA.

PERSONAL — Born September 4, 1988 ... Son of Sue and Keith Cooper ... Major: History in Education.



The Players



CHRIS DAVIS #11 CB

5-10 • 182 • Fr. • HS
Birmingham, Ala. (Woodlawn)
Pre-Business

2010 — Played in all 13 games and totaled 19 tackle with three PBU's ... Saw playing time in season opener vs. Arkansas State, registering two solo tackles ... Totaled one solo tackle in SEC opener at Mississippi State ... Registered one solo tackle vs. Clemson ... Played but did not have a tackle vs. South Carolina ... Against ULM, recorded career-best three tackles with a pair of solo stops ... Against Kentucky, matched season high with three tackles, all assisted ... Saw playing time vs. Arkansas but did not have a tackle ... Against LSU, matched season high with three tackles, all solo stops, and had one PBU ... Had a pair of solo tackles vs. Ole Miss ... Against UTC, totaled three tackles, two solo, with a pair of PBU's ... Played vs. Georgia but did not have a tackle ... Saw playing time vs. Alabama but did not have a tackle ... Had one solo tackle in SEC Championship Game vs. South Carolina.

HIGH SCHOOL — High School Coach: Bruce Breland ... No. 31-rated cornerback by Scout.com ... Ranked as the nation's No. 97 athlete by ESPN.com/Scouts Inc. ... Named to the 2009 5A All-State Football Team by the Alabama Sports Writers Association ... Selected as the North and East Area Player of the Year and an All-Metro Team selection by the Birmingham News ... No. 6 on the Birmingham News' list of the Alabama Super Seniors ... As a senior, had 1,621 all-purpose yards, including 134 carries for 877 yards (6.5 ypc), eight catches for 185 yards, 472 kickoff return yards and 48 punt return yards ... Defensively, had 23 tackles (19 solo) and three pass break-ups while playing part time ... Scored 60 of his team's 109 points in 2009 ... Also excelled in basketball.


PERSONAL — Born Nov. 4, 1990 ... Son of Janice Brown ... Major: Pre-Business.

DAVIS' CAREER DEFENSIVE STATS

YEAR	G/GS	TT	UT	AT	TFL-YDS	QBS-YDS	FF/FR	PD	I/YDS
2010	13/0	19	14	5	0.0-0	0.0-0	0/0	3	0/0

DAVIS' GAME-BY-GAME DEFENSIVE STATS

DATE	OPPONENT	TT	UT	AT	PD	INT-YDS
9/4/10	ARKANSAS STATE	2	2	0	0	0-0
9/9/10	at Mississippi State	1	1	0	0	0-0
9/18/10	CLEMSON	1	1	0	0	0-0
9/25/10	SOUTH CAROLINA	0	0	0	0	0-0
10/2/10	LOUISIANA-MONROE	3	2	1	0	0-0
10/9/10	at Kentucky	3	0	3	0	0-0
10/16/10	ARKANSAS	0	0	0	0	0-0
10/23/10	LSU	3	3	0	1	0-0
10/30/10	at Ole Miss	2	2	0	0	0-0
11/6/10	CHATTANOOGA	3	2	1	2	0-0
11/13/10	GEORGIA	0	0	0	0	0-0
11/26/10	at Alabama	0	0	0	0	0-0
12/4/10	South Carolina (SECCG)	1	1	0	0	0-0



JUSTIN DELAINE #52 DE

6-5 • 232 • Fr. • HS
Linden, Ala. (Linden)
Undecided

2010 — Did not play this season.

HIGH SCHOOL — High School Coach: Andro Williams ... No. 103-ranked defensive end by ESPN.com/Scouts Inc. ... No. 31-rated player in Alabama by Rivals.com ... Ranked as the No. 29 player in Alabama by SuperPrep ... Named the No. 30 prospect in Alabama by the Tuscaloosa News ... As a senior, had 46 tackles, eight sacks, seven tackles for loss, two blocked kicks and two fumble recoveries with one returned for a touchdown ... Led his team to a 12-1 record in 2009 ... Totaled approximately a dozen sacks as a junior at Sumter County.

PERSONAL — Born Sept. 20, 1991 ... Son of Rosalyn Delaine ... Major: Undecided.



WATSON DOWNS #51 LB

6-0 • 215 • So. • SQ
Dothan, Ala. (Houston Academy)
Chemical Engineering

2010 — Appeared in two games and totaled six tackles ... Made first appearance vs. Chattanooga, totaling five tackles with four solo stops ... Also saw limited snaps vs. South Carolina in SEC Championship Game, registering one solo tackle.

2009 — Appeared in three games and totaled one tackle ... Saw snaps vs. Mississippi State and had one tackle ... Logged playing time vs. Ball State but did not have a tackle ... Played vs. Furman but did not have a tackle.

HIGH SCHOOL — High School Coach: Jimmy Addison ... Also earned letters in baseball and basketball ... Named to the 2008 Super 12 Team in baseball.


PERSONAL — Born Sept. 28, 1989 ... Son of Jed and Abby Downs ... Has one sister, Mary Grace, and one brother, James ... Major: Chemical Engineering.

DOWNS' CAREER DEFENSIVE STATS

YEAR	G/GS	TT	UT	AT	TFL-YDS	QBS-YDS	FF/FR	PD	I/YDS
2009	3/0	1	0	1	0.0-0	0.0-0	0/0	0	0/0
2010	2/0	6	5	1	0.0-0	0.0-0	0/0	0	0/0
Totals	5/0	7	5	2	0.0-0	0.0-0	0/0	0	0/0



The Players



MICHAEL #5
DYER RB

5-9 • 215 • Fr. • HS
Little Rock, Ark. (Little Rock Christian Academy)
Pre-Business

CAREER — Has three 100-yard rushing performances ... 180 rushing yards vs. Ole Miss was most by a freshman against an SEC team in AU history and was the third-most in a single game by a freshman in AU history ... The 180 yards were most by an AU freshman since Tommie Agee ran for 219 yards vs. Maryland in 1983 ... Holds the AU freshman rushing record with 950 yards, eclipsing mark of 829 yards by Bo Jackson in 1982.

2010 — SEC Coaches' All-Freshman Team ... Collegefootballnews.com Second-Team Freshman All-America ... Appeared in 13 games with eight starts ... Has only five carries (minus 12 yards) for negative yardage in 160 rushing attempts ... Is 9th in SEC/67th in NCAA in rushing (73.1) ... Second on team in rushing yards (886) and rushing attempts (146) ... Carried the ball 14 times for 95 yards, to lead all running backs, with a touchdown in season opener vs. Arkansas State ... TD run came from 2-yards out and had a long run of 20 yards vs. ASU ... Also had one catch for 9 yards vs. ASU ... Against Mississippi State in SEC opener, rushed for 48 yards on nine carries with a long rush of 16 yards ... Earned first career start vs. Clemson ... Rushed 16 times for 69 yards with a long run of 23 vs. Clemson ... Against South Carolina, recorded first career start and first career 100-yard rushing game with 100 yards on 23 carries ... Did not have a carry for negative yardage vs. USC ... In limited action vs. ULM, started and carried the ball seven times for 22 yards with a 3-yard TD run in second quarter ... Against Kentucky, had nine rushes for 56 yards with a long run of 27 yards ... Against Arkansas, rushed six times for 53 yards, without a carry for loss, with a 38-yard TD run in the fourth quarter ... The 38-yard run was longest of season ... Against LSU, led all running backs with 100 yards on 15 carries ... Against Ole Miss, led all rushers with a season-high 180 yards on 21 carries ... Also scored on a 30-yard run to give AU 44-17 lead in third quarter ... In limited snaps vs. UTC, rushed for 76 yards and one TD on just four carries ... Scored on 37-yard run in second quarter ... Started vs. Georgia and rushed for 60 yards on 13 carries with a long run of 13 yards ... Started and totaled 27 yards rushing on nine carries vs. Alabama with a long run of 13 yards ... In SEC Championship Game vs. South Carolina, rushed for 64 yards on 14 carries to lead AU running backs.

HIGH SCHOOL — High School Coach: Justin Kramer ... Nation's top-rated running back by ESPN.com/Scouts, Inc. ... No. 5-ranked player in the ESPNU 150 ... Ranked 11th on the Rivals.com Rivals100 ... No. 2-rated running back by Rivals.com and Scout.com ... Named to the 2010 Parade All-American Football Team ... Was a participant in the 2010 Under Armour All-American game ... Named the 2009 Gatorade Player of the Year in the State of Arkansas ... Named to the PrepStar Dream Team as the No. 10-ranked player in the nation ... Ranked No. 14 overall and the No. 2 running back in the SuperPrep Elite 50 ... Also ranked as the No. 1 player in Arkansas and an All-American by SuperPrep ... No. 15-ranked player and No. 2-ranked tailback/slot back by Tom Lemming on Maxpreps.com ... Selected to the 2009 ArkansasVarsity.com All-State Team... No. 3 on the Mobile Press Register's Super Southeast 120 ... Member of the Orlando Sentinel's 2009 All-Southern First Team ... 2009 EA SPORTS All-American ... Finished his high school career with 8,097 yards rushing and 84 touchdowns ... Rushed for 2,502 yards and 31 touchdowns as a senior ... Had 242 rushing attempts for 1,984 yards and 19 TDs while catching 12 passes for 219 yards and a TD as a junior ... Had 279 carries for 2,710 yards and 28 TDs and caught 22 passes for 183 yards and 3 TDs as a sophomore ... Rushed 131 times for 901 yards and 6 TDs while catching 7 passes for 61 yards and a TD as a freshman.

PERSONAL — Born Oct. 13, 1990 ... Son of Andre Dyer ... Major: Pre-Business.

DYER'S CAREER RUSHING STATS

YEAR	G/GS	NO	YDS	AVG	TD	LP/OPPONENT
2010	13/7	160	950	5.9	5	38/Kentucky

DYER'S CAREER GAME HIGH STATS

	No.	Opponent	Date
Rush Attempts	23	South Carolina	9/25/10
Rush Yards	180	Ole Miss	10/30/10
Rush TDs	1	5x (last vs. Chattanooga)	11/6/10

DYER'S GAME-BY-GAME RUSHING STATS

DATE	OPPONENT	ATT	YDS	AVG.	TD	TD Runs
9/4/10	ARKANSAS STATE	14	95	6.8	1	2
9/9/10	at Mississippi State	9	48	5.3	0	--
9/18/10	CLEMSON	16	69	4.3	0	--
9/25/10	* SOUTH CAROLINA	23	100	4.3	0	--
10/2/10	* LOUISIANA-MONROE	7	22	3.1	1	3
10/9/10	at Kentucky	9	56	6.2	0	--
10/16/10	ARKANSAS	6	53	8.8	1	38
10/23/10	* LSU	15	100	6.7	0	--
10/30/10	at Ole Miss	21	180	8.6	1	30
11/6/10	* CHATTANOOGA	4	76	19.0	1	37
11/13/10	* GEORGIA	13	60	4.6	0	--
11/26/10	* at Alabama	9	27	3.0	0	--
12/4/10	* South Carolina (SECCG)	14	64	4.6	0	--



BART #53
EDDINS OL

6-4 • 304 • Sr. • 3L
Montgomery, Ala. (Trinity Presbyterian)
Agriculture Economics

CAREER — Appeared in 37 games with one start.

2010 — Played in 10 games, logging snaps on o-line and special teams.

2009 — Appeared in 11 games with one start ... Part of line that allowed 21 sacks in 364 pass attempts ... Saw playing time in season opener vs. Louisiana Tech and SEC opener vs. Mississippi State ... Had one knockdown block vs. Mississippi State ... Totaled two knockdown blocks vs. Ball State ... In first career start, totaled a team-high eight knockdown blocks against Tennessee ... Had one knockdown block in limited duty vs. Furman ... Part of o-line that helped Tigers to 332 yards total offense and 21 points vs. Alabama ... Helped paved way to 420 yards total offense vs. Northwestern in Outback Bowl.

2008 — Played in all 12 games ... Saw limited action in season opener vs. Louisiana-Monroe, grading 89 percent on 16 snaps ... Graded at 83 percent overall on 10 snaps vs. UT Martin.

2007 — Saw limited action, appearing in three games ... First collegiate playing time came against New Mexico State ... Also saw playing time vs. Vanderbilt and Tennessee Tech.


2006 — Redshirted.

HIGH SCHOOL — High School Coach: Randy Ragsdale ... Selected to play in the 2006 U.S. Army All-American Bowl, serving as an East team captain ... Class 4A Mr. Football finalist as a senior ... Had 94 tackles his senior season ... Totaled six tackles and two tackles for loss in the 2005 state championship game ... Selected to the 2005 Alabama Sports Writers Association Super 12 team and the Class 4A All-State team ... Ranked No. 5 on the *Birmingham News* Super Senior 2006 ... Named to the *Orlando Sentinel's* All-Southern Team for 2005 ... Selected to play in the Alabama North-South Game as a senior ... Recorded 111 tackles including 20 tackles for loss in his junior season ... Helped Trinity Presbyterian to the Class 4A state title his sophomore year ... A five-star recruit who ranked as the No. 7 defensive tackle by Scout.com ... Ranked No. 47 in the Scout.com South Hot 100 ... Ranked No. 17 among defensive tackles and as the No. 11 player in the state of Alabama by Rivals.com ... Rivals.com Rivals 250 ... Ranked as the No. 62 player in the Southeast by Tom Lemming's Prep Football Report ... Ranked 45th on the *Mobile Register's* Super Southeast 120 list of prospects.

PERSONAL — Born Sept. 4, 1987 ... Son of former Auburn standout Liston Eddins (1973-75) and Nancy Eddins ... Brother Bret was a defensive end for the Auburn Tigers from 2001-04 ... Major: Agriculture Economics.



The Players



NOSA #94
EGUAE DL

6-2 • 258 • RFr. • RS
Mansfield, Texas (Summit)
Liberal Arts



ZAC #4
ETHERIDGE SS

6-0 • 213 • Sr. • 3L
Troy, Ala. (Charles Henderson)
Graduate

2010 — Appeared in 13 games with 10 starts and totaled 18 tackles with 6.5 TFLs and 3.5 sacks ... In season opener vs. Arkansas State, totaled two tackles with half a TFL ... Played in SEC opener at Mississippi State but did not register a tackle ... Had one solo tackle and one QB hurry vs. Clemson ... Against South Carolina, earned first career start and registered five tackles, three solo, with 1.5 TFLs (minus 4 yards) and first career sack (half) for minus 2 yards ... Against ULM, started and totaled one assisted tackle in limited snaps ... Started and recorded one assisted tackle vs. Kentucky ... Against Arkansas, started and totaled one solo tackle ... Had one tackle and a QB hurry vs. LSU ... Started vs. Ole Miss but did not have a tackle ... Started vs. UTC but did not record a tackle in limited snaps ... Against Georgia, set career best with 2.0 sacks, and TFLs, for minus 14 yards ... Started vs. Alabama and had a pair of QB hurries ... Part of AU defense that held Alabama to 67 yards total offense in the second half ... In SEC Championship Game vs. South Carolina, set career best with 2.5 TFLs (minus 8 yards) to go with four total tackles, a sack for minus 6 yards and one QB hurry.

2009 — Redshirted.

HIGH SCHOOL — High School Coach: Kyle Geller ... As a senior, had 67 tackles, including 14.5 for loss and six sacks, recovered three fumbles and forced two fumbles ... As a junior, collected 76 tackles, including 18 tackles for loss and seven sacks, and intercepted a pass ... Named to the All-District 4-5A Second Team as a senior ... Named a PrepStar All-American ... Ranked 17th among strongside defensive ends and 60th on the Texas Postseason Top 100 by Rivals.com ... Listed as the nation's No. 65 defensive end by ESPN.com/Scouts, Inc. ... Listed as the No. 76 prospect from Texas by SuperPrep ... Named the No. 26 local prospect by the Dallas Morning News.

PERSONAL — Born Aug. 15, 1991 ... Son of Sam Eguae ... Major: Liberal Arts.

EGUAE'S CAREER DEFENSIVE STATS

YEAR	G/GS	TT	UT	AT	TFL-YDS	QBS-YDS	FF/FR	PD	I/YDS
2010	13/10	18	10	8	6.5-26	3.5-22	0/0	0	0/0

EGUAE'S CAREER GAME HIGH STATS

	No.	Opponent	Date
Tackles	5	South Carolina	9/25/10
Tackles for loss	2.5	South Carolina (SECCG)	12/4/10
Sacks	2.0	Georgia	11/13/10

EGUAE'S GAME-BY-GAME DEFENSIVE STATS

DATE	OPPONENT	TT	UT	AT	TFL-YDS	QBS-YDS
9/4/10	ARKANSAS STATE	2	1	1	0.5-0	0.0-0
9/9/10	at Mississippi State	0	0	0	0.5-0	0.5-0
9/18/10	CLEMSON	1	1	0	0.0-0	0.0-0
9/25/10	* SOUTH CAROLINA	5	3	2	1.5-4	0.5-2
10/2/10	* LOUISIANA-MONROE	1	0	1	0.0-0	0.0-0
10/9/10	* at Kentucky	1	0	1	0.0-0	0.0-0
10/16/10	* ARKANSAS	1	1	0	0.0-0	0.0-0
10/23/10	* LSU	1	0	1	0.0-0	0.0-0
10/30/10	* at Ole Miss	0	0	0	0.0-0	0.0-0
11/6/10	* CHATTANOOGA	0	0	0	0.0-0	0.0-0
11/13/10	* GEORGIA	2	2	0	2.0-14	2.0-14
11/26/10	* at Alabama	0	0	0	0.0-0	0.0-0
12/4/10	* South Carolina (SECCG)	4	2	2	2.5-8	1.0-6

CAREER — Started the last 37 consecutive games he has played, missing only the last four games of 2009 due to injury.

2010 — **Associated Press Honorable Mention All-SEC ... Second-Team Preseason All-SEC as voted by members of the media** ... Started all 13 games ... Second on team with 66 tackles ... 35th in SEC in tackles per game (5.1) ... Started season opener vs. Arkansas State and recorded four tackles with three solo stops ... Totaled six tackles, with five solo stops, in SEC opener vs. Mississippi State ... Also had one PBU vs. Bulldogs ... Against Clemson, had seven tackles with four solo stops ... Against South Carolina, tied for team lead with seven tackles, with three solo stops ... Against ULM, intercepted first pass of season, and first since 2008 vs. Southern Mississippi, and returned it 19 yards ... Also had three solo tackles vs. ULM ... Against Kentucky, tied career high with 11 tackles, eight solo, and notched first TFL (minus 2 yards) of season ... Against Arkansas, scooped up fumble and returned it 47 yards for a TD in fourth quarter to give AU 51-43 lead ... Was first career return for TD ... Also had three tackles vs. Hogs ... Against LSU, halted LSU scoring threat with an INT at the AU 13-yard line ... Returned the INT 33 yards which led to AU TD ... Finished with four tackles vs. LSU ... Totaled two tackles, one solo, vs. Ole Miss ... Against UTC, totaled three tackles with half a TFL and one PBU ... Against Georgia, had three tackles with a pair of solo stops ... Against Alabama, registered six tackles with three solo stops and was part of AU defense that held Alabama to 67 yards total offense in second half ... In SEC Championship Game vs. South Carolina, finished second on team with seven tackles with half a TFL for minus 1 yard.

SPRING 2010 — Did not participate in spring drills due to 2009 season-ending injury.

2009 — **SEC Academic Honor Roll** ... Started 33 consecutive games before suffering season-ending neck injury vs. Ole Miss ... *31st in SEC in tackles per game, 5.8 tpg* ... Appeared in nine games, all starts, before injury ... Totaled 52 tackles ... Tied for team lead with eight tackles in season opener vs. Louisiana Tech ... Six tackles were solo ... Also had one QBH and half a TFL (minus 2 yards) ... Tied for team lead with eight tackles, six solo, vs. Mississippi State ... Recorded 1.0 TFL for minus 7 yards to go with three total tackles vs. West Virginia ... Against Ball State, forced and recovered fumble to go with three total tackles ... Tallied six tackles, with five solo stops, in win over Tennessee ... Broke up one pass and registered seven tackles, all solo, vs. Arkansas ... Against Kentucky, totaled seven tackles, five solo, with career-best 1.5 TFLs ... Against LSU, forced one fumble, had half a TFL (minus 1 yard) and totaled seven tackles ... Totaled three tackles vs. Ole Miss before leaving with injury ... Of 52 total tackles, 36 were solo.

2008 — Finished 17th in SEC in tackles per game (6.2) ... Started all 12 game at strong safety ... Finished with team-high 75 tackles to go with one interception, three pass break-ups and one QB hurry ... Started season opener vs. Louisiana-Monroe and recorded three tackles, two solo ... Snagged first career interception, coming in fourth quarter vs. Southern Miss ... Also had five tackles, two solo, vs. Golden Eagles ... Broke up one pass and had one solo tackle vs. Mississippi State ... Matched career high and tied for team best with eight tackles, three solo, vs. LSU ... Had six tackles, two solo, with 1.0 TFL for minus 6 yards vs. Tennessee ... Tied career high and finished second on team with eight tackles, five solo, against Vanderbilt ... Broke up one pass and had three tackles, one solo, vs. Arkansas ... Registered five tackles, four solo, vs. West Virginia ... Led the team with a career-best 10 tackles, five solo, vs. Ole Miss ... Broke up a pass and had six tackles, four solo, vs. UT Martin ... Against Georgia, led team with nine tackles, five solo, and had half a TFL and one QB hurry ... Against Alabama, led team with a career-high 11 tackles, with four solo stops.

2007 — **Sporting News Second Team Freshman All-America ... Collegefootballnews.com's Freshman All-America Third Team ... Coaches' All-SEC Freshman Team ... Rivals.com Second team Freshman All-America Team and Scout.com Honorable Mention Freshman All-America** ... Started 12 of 13 games at safety position ... Tied for second on team with five PBUs ... Second on team in tackles with 65 stops ... Had 32 tackles including 20 solo in last six games played ... Had at least five tackles in nine of 13 games ... Made the most of first career start at Auburn by lead-



The Players



ing team with eight tackles, including six solo stops against Kansas State ... Six tackles, half TFL and a pass break up against South Florida ... Finished with four tackles and a fumble recovery against Mississippi State ... Fumble recovery came on kickoff coverage, which set up an Auburn touchdown late in the first half ... Five stops against New Mexico State, including a forced fumble that resulted in a Pat Sims 21-yard touchdown run ... Named Coaches' Co-Defensive Player of the Game for his efforts against New Mexico State ... Second on team with six tackles at Florida ... Four stops at home against Vanderbilt along with first-career sack (-6) ... Had six tackles in loss at LSU ... Registered five tackles, three solo, with one PBU vs. Georgia ... Totaled six tackles, three solo, vs. Alabama... Led the team with eight tackles, six solo, in the Chick-fil-A Bowl versus Clemson.

2006 — Appeared in three games ... Saw action against Washington State, Mississippi State and LSU.

HIGH SCHOOL — High School Coach: Hugh Fountain ... As a senior, totaled 89 tackles, including 65 solo stops, and 14 pass breakups, three interceptions, six forced fumbles and two fumble recoveries ... Also had 325 rushing yards and five touchdowns, 225 receiving yards with three scores and 175 total return yards ... Named All-State and a member of the 2006 Super 12 by the *Dothan Eagle* as a senior ... As a junior, tallied 65 tackles and seven interceptions, returning one for a touchdown while also hauling in a 30-yard touchdown ... Ranked No. 31 nationally among cornerbacks and as the No. 15 player in the state of Alabama by Rivals.com ... Ranked No. 27 in Rivals.com Preseason Alabama Top 40 ... Ranked No. 49 nationally at the safety position by ESPN.com.

PERSONAL — Born July 6, 1988 ... Son of Donald and Cassandra Kelly ... Graduated in December '09 with degree in public administration ... Major: Graduate.

ETHERIDGE'S CAREER DEFENSIVE STATS

YEAR	G/GS	TT	UT	AT	TFL-YDS	QBS-YDS	FF/FR	PD	INT-YDS
2006	3/0	0	0	0	0.0-0	0.0-0	0/0	0	0-0
2007	12/12	65	39	26	1.5-7	0.5-6	2/1	5	0-0
2008	12/12	75	38	37	1.5-6	0.0-0	0/0	4	1-0
2009	9/9	52	35	17	3.5-11	0.0-0	2/1	1	0-0
2010	13/13	66	39	27	15-3	0.0-0	0/1	2	2-52
Totals	49/46	256	151	107	8.0-27	0.5-6	4/3	12	3-52

ETHERIDGE'S CAREER GAME HIGH STATS

	No.	Opponent	Date
Tackles	11	2x (last vs. Kentucky)	10/9/10
Interceptions	1	3x (last vs. LSU)	10/23/10


ETHERIDGE'S GAME-BY-GAME DEFENSIVE STATS

DATE	OPPONENT	TT	UT	AT	PD	INT-YDS
9/1/07	* KANSAS STATE	8	6	2	1	0-0
9/8/07	* SOUTH FLORIDA	6	3	3	1	0-0
9/15/07	* MISSISSIPPI STATE	4	1	3	0	0-0
9/22/07	* NEW MEXICO STATE	5	4	1	1	0-0
9/29/07	* at Florida	6	3	3	0	0-0
10/6/07	* VANDERBILT	4	2	2	0	0-0
10/13/07	* at Arkansas	3	1	2	1	0-0
10/20/07	* at LSU	6	5	1	0	0-0
10/27/07	* OLE MISS	4	2	2	0	0-0
11/3/07	TENNESSEE TECH	DID NOT PLAY				
11/10/07	* at Georgia	5	3	2	1	0-0
11/24/07	* ALABAMA	6	3	3	0	0-0
12/31/07	vs. Clemson (Chick-fil-A)	8	6	2	0	0-0

DATE	OPPONENT	TT	UT	AT	PD	INT-YDS
8/30/08	* LOUISIANA-MONROE	3	2	1	0	0-0
9/6/08	* SOUTHERN MISS	5	2	3	0	1-0
9/13/08	* at Mississippi State	1	1	0	1	0-0
9/20/08	* LSU	8	3	5	0	0-0
9/27/08	* TENNESSEE	6	2	4	0	0-0
10/4/08	* at Vanderbilt	8	5	3	0	0-0
10/11/08	* ARKANSAS	3	2	1	1	0-0
10/23/08	* at West Virginia	5	4	1	0	0-0
11/1/08	* at Ole Miss	10	5	5	0	0-0
11/8/08	* TENNESSEE-MARTIN	6	4	2	1	0-0
11/15/08	* GEORGIA	9	5	4	0	0-0
11/29/08	* at Alabama	11	4	7	0	0-0

DATE	OPPONENT	TT	UT	AT	PD	INT-YDS
9/5/09	* LOUISIANA TECH	8	6	2	0	0-0
9/12/09	* MISSISSIPPI STATE	8	6	2	0	0-0
9/19/09	* WEST VIRGINIA	3	2	1	0	0-0
9/26/09	* BALL STATE	3	1	2	0	0-0
10/3/09	* at Tennessee	6	5	1	0	0-0
10/10/09	* at Arkansas	7	6	1	1	0-0
10/17/09	* KENTUCKY	7	5	2	0	0-0
10/24/09	* at LSU	7	3	4	0	0-0
10/31/09	* OLE MISS	3	1	2	0	0-0
11/7/09	FURMAN	DID NOT PLAY				
11/14/09	at Georgia	DID NOT PLAY				
11/27/09	ALABAMA	DID NOT PLAY				
11/1/10	Northwestern (Outback)	DID NOT PLAY				

DATE	OPPONENT	TT	UT	AT	PD	INT-YDS
9/4/10	* ARKANSAS STATE	4	3	1	0	0-0
9/9/10	* at Mississippi State	6	5	1	1	0-0
9/18/10	* CLEMSON	7	4	3	0	0-0
9/25/10	* SOUTH CAROLINA	7	3	4	0	0-0
10/2/10	* LOUISIANA-MONROE	3	3	0	0	1-19
10/9/10	* at Kentucky	11	8	3	0	0-0
10/16/10	* ARKANSAS	3	1	2	0	0-0
10/23/10	* LSU	4	2	2	0	1-33
10/30/10	* at Ole Miss	2	1	1	0	0-0
11/6/10	* CHATTANOOGA	3	1	2	1	0-0
11/13/10	* GEORGIA	3	2	1	0	0-0
11/26/10	* at Alabama	6	3	3	0	0-0
12/4/10	* South Carolina (SECCG)	7	3	4	0	0-0



**JONATHAN
EVANS**

**#35
LB**

5-11 • 230 • So. • 1L
Prichard, Ala. (Mattie T. Blount)
Liberal Arts

2010 — Appeared in 12 games with one start and totaled 27 tackles with 1.0 TFL ... In season opener vs. Arkansas State, totaled four tackles with a pair of solo stops ... Totaled one tackle in SEC opener at Mississippi State ... Played vs. Clemson but did not record a tackle ... Did not play vs. South Carolina ... Against ULM, matched season-high with four tackles ... Against Kentucky, totaled three tackles with a pair of solo stops ... Registered four tackles with three solo stops vs. Arkansas ... Against LSU, had half a TFL for minus 1 yard to go with three tackles ... Against Ole Miss, started first game of season and totaled season high of five tackles, three solo, with half a TFL ... Played vs. UTC but did not have a tackle ... Second on team with eight special teams tackles ... Against Georgia, totaled a pair of solo tackles ... Played vs. Alabama but did not have a tackle ... Part of AU defense that held Alabama to 67 yards total offense in second half ... Had one tackle in win over South Carolina in SEC Championship Game.

2009 — Appeared in 13 games with one start ... Totaled 28 tackles with 21 solo ... Had at least one tackle in 11 of 13 games ... Recorded one assisted tackle in first collegiate action vs. Louisiana Tech ... Also had one tackle in SEC opener vs. Mississippi State ... Against Ball State, totaled two solo tackles ... Had a pair of solo stops in win over Tennessee ... Totaled two tackles, both solo, against Arkansas ... Had one tackle vs. Kentucky and against LSU ... Recorded one solo tackle vs. Ole Miss ... Against Furman, finished with season-high five tackles, all solo ... Against Georgia, had half a TFL (first of career) to go with four total tackles ... TFL was for minus 1 yard ... Earned first career start vs. Alabama and posted a career-best eight tackles, all solo stops ... Played but did not register a tackle vs. Northwestern in Outback Bowl.

HIGH SCHOOL — High School Coach: Kelvin Sigler ... Had 93 total tackles (50 solo and 43 assists), two sacks, 12 tackles for a loss, three forced fumbles and one pass breakup as a senior ... Offensively, carried the ball 16 times for 110 yards and three touchdowns during his senior season ... Honorable mention All-State by the Alabama Sports Writers Association as a junior ... Ranked as the nation's No. 31 weakside linebacker by Scout.com ... Ranked 42nd nationally among outside linebackers and 20th on the Alabama Postseason Top 40 by Rivals.com ... Listed as the nation's No. 52 outside linebacker by ESPN.com/Scouts, Inc. ... Ranked No. 16 on the Birmingham News'



The Players



Super Seniors list ... Listed as the No. 18 prospect from Alabama by SuperPrep ... Named to PrepStar's All-Southeast Region team.

PERSONAL — Born Nov. 29, 1989 ... Son of Mary Evans ... Brother of former Tiger linebacker Chris Evans (2005-08) ... Major: Liberal Arts.

EVANS' CAREER DEFENSIVE STATS

YEAR	G/GS	TT	UT	AT	TFL-YDS	QBS-YDS	FF/FR	PD	I/YDS
2009	13/1	28	21	7	0.5-1	0.0-0	0/0	0	0/0
2010	12/1	27	16	11	1.0-1	0.0-0	0/0	0	0/0
Totals	24/2	55	37	18	1.5-2	0.0-0	0/0	0	0/0

EVANS' GAME-BY-GAME DEFENSIVE STATS

DATE	OPPONENT	TT	UT	AT	TFL-YDS	QBS-YDS
9/5/09	LOUISIANA TECH	1	0	1	0.0-0	0.0-0
9/12/09	MISSISSIPPI STATE	1	0	1	0.0-0	0.0-0
9/19/09	WEST VIRGINIA	0	0	0	0.0-0	0.0-0
9/26/09	BALL STATE	2	2	0	0.0-0	0.0-0
10/3/09	at Tennessee	2	2	0	0.0-0	0.0-0
10/10/09	at Arkansas	2	1	1	0.0-0	0.0-0
10/17/09	KENTUCKY	1	0	1	0.0-0	0.0-0
10/24/09	at LSU	1	0	1	0.0-0	0.0-0
10/31/09	OLE MISS	1	1	0	0.0-0	0.0-0
11/7/09	FURMAN	5	5	0	0.0-0	0.0-0
11/14/09	at Georgia	4	2	2	0.5-1	0.0-0
11/27/09	* ALABAMA	8	8	0	0.0-0	0.0-0
1/1/10	Northwestern (Outback)	0	0	0	0.0-0	0.0-0

DATE	OPPONENT	TT	UT	AT	TFL-YDS	QBS-YDS	
9/4/10	ARKANSAS STATE	4	2	2	0.0-0	0.0-0	
9/9/10	at Mississippi State	1	0	1	0.0-0	0.0-0	
9/18/10	CLEMSON	0	0	0	0.0-0	0.0-0	
9/25/10	SOUTH CAROLINA	DID NOT PLAY					
10/2/10	LOUISIANA-MONROE	4	2	2	0.0-0	0.0-0	
10/9/10	at Kentucky	3	2	1	0.0-0	0.0-0	
10/16/10	ARKANSAS	4	3	1	0.0-0	0.0-0	
10/23/10	LSU	3	2	1	0.5-1	0.0-0	
10/30/10	* at Ole Miss	5	3	2	0.5-0	0.0-0	
11/6/10	CHATTANOOGA	0	0	0	0.0-0	0.0-0	
11/13/10	GEORGIA	2	2	0	0.0-0	0.0-0	
11/26/10	at Alabama	0	0	0	0.0-0	0.0-0	
12/4/10	South Carolina (SECCG)	1	0	1	0.0-0	0.0-0	

in 2007 to have fumble recovery and INT in a game ... Matched career high with five total tackles vs. MSU and recorded three QB hurries ... Against Clemson, set career highs with 3.0 TFLs (minus 10 yards) seven total tackles ... Also had one sack (minus 8 yards) and four QB hurries ... Against South Carolina, had five QB hurries with 1.5 TFLs (minus 2 yards) and two total tackles ... Against ULM, totaled four tackles and tied then career-high with 3.0 TFLs (minus 16 yards) and 1.0 sack (minus 8 yards) ... Against Kentucky, tallied three solo tackles and a TFL for minus 3 yards ... Against Arkansas, tallied one TFL (minus 2 yards) to go with eight tackles (five solo) and a pair of QB hurries ... Against LSU, set career-best with 3.5 TFLs and 2.5 sacks ... Also had six total tackles with one QB hurry ... Totaled four tackles vs. Ole Miss with one TFL for minus 1 yard ... Started but did not have a tackle in limited snaps vs. UTC ... Against Georgia, totaled four tackles, with two solo, and three QB hurries ... Against Alabama, totaled four tackles with 2.0 sacks for minus 15 yards, a forced and recovered fumble and one QB hurry ... Forced fumble on sack of Alabama QB Greg McElroy that halted Tide scoring threat at the AU 8-yard line late in second quarter ... In SEC Championship Game vs. South Carolina, totaled four tackles with one sack for minus 2 yards with a pair of QB hurries.

2009 — Appeared in 13 games with two starts ... Totaled 28 tackles with 3.5 TFLs ... Started first career game in season opener vs. Louisiana Tech ... Recorded five tackles with half a TFL, one fumble recovery and two QBH ... Had half a TFL (minus 3 yards), two QB hurries and three total tackles vs. West Virginia ... Recorded one tackle vs. Ball State ... Recorded first blocked PAT of career in win over Tennessee ... Block came on UT's first score near the end of the first half and gave Auburn a 13-6 edge ... Posted three tackles, with one solo, vs. Arkansas ... Registered a TFL (minus 2 yards) as only tackle vs. Kentucky ... Had one tackle vs. LSU ... Picked up one assisted tackle vs. Ole Miss ... Logged one tackle vs. Furman ... Had strong showing vs. Georgia, recording first career sack, 1.0 for minus 14 yards, and finished with two total tackles ... Against Alabama, had half a sack (minus 1 yard), three QB hurries and four total tackles ... Started vs. Northwestern in Outback Bowl ... Tied season high with five tackles, all solo stops, vs. Wildcats.

JUNIOR COLLEGE — Junior College Coach: Glenn Davis ... Played at Copiah-Lincoln CC in Wesson, Miss. ... All-Region XII in state of Mississippi in 2008 at defensive tackle ... Had 63 tackles including nine for loss and seven quarterback sacks in seven games ... Redshirted in 2007.

HIGH SCHOOL — High School Coach: Bobby Parrish ... Spent time on both sides of the ball as a senior, grading out at 97 percent on the offensive line and catching five passes for 150 yards at tight end, while making more than 90 tackles on defense ... Named a 5A Lineman of the Year finalist and to the 5A All-State team by the ASWA ... Ranked 28th among offensive guards and 15th overall in Alabama by rivals.com ... Ranked No. 32 at the offensive tackle position by espn.com ... Selected to the Mobile Press-Register's Elite 18 Alabama recruits list and the paper's Super Southeast 120 ... Played in the AHSAA North/South All-Star game as a junior.

PERSONAL — Born Jan. 23, 1988 ... Son of Paula Rogers and Herbert Rogers ... Major: Philosophy.

FAIRLEY'S CAREER DEFENSIVE STATS

YEAR	G/GS	TT	UT	AT	TFL-YDS	QBS-YDS	FF/FR	PD	I/YDS
2009	13/2	28	14	14	3.5-20	1.5-15	0/1	0	0/0
2010	13/13	55	31	24	21.0-92	10.5-67	1/2	0	1/1
Totals	26/15	83	45	38	24.5-112	12.0-82	1/3	0	1/1

FAIRLEY'S CAREER GAME HIGH STATS

	No.	Opponent	Date
Tackles	7	Clemson	9/18/10
TFL's	3.5	LSU	10/23/10
Sacks	2.5	LSU	10/23/10



NICK FAIRLEY **#90**
DL

6-5 • 298 • Jr. • 1L
Mobile, Ala. (Williamson/Copiah-Lincoln CC)
Philosophy

CAREER — Set AU single-season record of 21.0 TFLs ... 4th in AU single-season records with 10.5 in 2010 and is half a sack shy of tying school record.

2010 — Lombardi Award winner (nation's best lineman) ... Associated Press SEC Defensive Player of the Year ... FWA All-America Team ... Walter Camp All-America Team ... Sporting News First-Team All-America ... SI.com First-Team All-America ... Associated Press First-Team All-America ... CBSSports.com First-Team All-America ... Rivals.com First-Team All-America ... Coaches' First-Team All-SEC ... Associated Press Unanimous First-Team All-SEC ... Phil Steele First-Team All-SEC ... ESPN.com All-SEC ... Bronko Nagurski Finalist ... Chuck Bednarik Award Finalist ... CBSsports.com Midseason All-America ... Phil Steele's Midseason All-America First-Team ... SEC Defensive Lineman of the Week (11/26-27) ... SEC Defensive Lineman of the Week (10/23) ... SEC Defensive Lineman of the Week (10/16) ... SEC Defensive Lineman of the Week (10/2) ... SEC Defensive Player of the Week (9/13) ... Started all 13 games and totaled 55 tackles with 21.0 TFLs and 10.5 sacks ... Has at least 1.0 TFLs in 11 of 13 game this season ... Is 2nd in SEC / 16th in NCAA in sacks (10.5) and 1st in TFLs (8th in NCAA) (21.0) ... Started season opener vs. Arkansas State and registered career-best 1.5 sacks (minus 8 yards) and four total tackles ... In SEC opener at Mississippi State, turned in total performance with career-best 2.5 TFLs and 1.5 sacks, a fumble recovery and first career INT ... First player since Sen'Derrick Marks



The Players



FAIRLEY'S GAME-BY-GAME DEFENSIVE STATS

DATE	OPPONENT	TT	UT	AT	TFL-YDS	QBS-YDS
9/5/09	* LOUISIANA TECH	5	2	3	0.5-0	0.0-0
9/12/09	MISSISSIPPI STATE	0	0	0	0.0-0	0.0-0
9/19/09	WEST VIRGINIA	3	1	2	0.5-3	0.0-0
9/26/09	BALL STATE	1	1	0	0.0-0	0.0-0
10/3/09	at Tennessee	1	0	1	0.0-0	0.0-0
10/10/09	at Arkansas	3	1	2	0.0-0	0.0-0
10/17/09	KENTUCKY	1	1	0	1.0-2	0.0-0
10/24/09	at LSU	1	0	1	0.0-0	0.0-0
10/31/09	OLE MISS	1	0	1	0.0-0	0.0-0
11/7/09	FURMAN	1	0	1	0.0-0	0.0-0
11/14/09	at Georgia	2	2	0	1.0-14	1.0-14
11/27/09	ALABAMA	4	1	3	0.5-1	0.5-1
1/1/10	* Northwestern (Outback)	5	5	0	0.0-0	0.0-0

DATE	OPPONENT	TT	UT	AT	TFL-YDS	QBS-YDS
9/4/10	* ARKANSAS STATE	4	1	3	1.5-8	1.5-8
9/9/10	* at Mississippi State	5	3	2	2.5-10	1.5-6
9/18/10	* CLEMSON	7	4	3	3.0-10	1.0-8
9/25/10	* SOUTH CAROLINA	2	1	1	1.5-2	0.0-0
10/2/10	* LOUISIANA-MONROE	4	3	1	3.0-16	1.0-8
10/9/10	* at Kentucky	3	3	0	1.0-3	0.0-0
10/16/10	* ARKANSAS	8	5	3	1.0-2	0.0-0
10/23/10	* LSU	6	4	2	3.5-23	2.5-20
10/30/10	* at Ole Miss	4	1	3	1.0-1	0.0-0
11/6/10	* CHATTANOOGA	0	0	0	0.0-0	0.0-0
11/13/10	* GEORGIA	4	2	2	0.0-0	0.0-0
11/26/10	* at Alabama	4	3	1	2.0-15	2.0-15
12/4/10	* South Carolina (SEC Champ.)	4	1	3	1.0-2	1.0-2

2009 — Appeared in 13 games with seven starts ... Totaled 990 all-purpose yards with 285 rushing, 413 receiving and 297 KO return yards ... Started and set career highs in receptions, eight, and receiving yards, 82, in season opener vs. Louisiana Tech ... Led team in receiving yards and catches vs. Tech ... Rushed for 75 yards on nine carries in SEC opener vs. Mississippi State ... Scored on 82-yard TD catch vs. West Virginia ... The 82-yard catch was longest offensive play of career and tied game at 27-27 in third quarter ... Against Ball State, hauled in three passes for 55 yards including 36-yard TD catch in third quarter ... Led Tigers with six receptions against Tennessee ... Totaled 25 yards receiving vs. Vols ... Also had one 32-yard rushing vs. UT ... Had two catches against Arkansas ... Against Kentucky, caught two passes for 9 yards ... Second on team with 56 yards rushing vs. LSU ... Against Ole Miss, rushed six times for 35 yards and caught three passes for 35 yards ... Led Tigers with 133 all-purpose yards vs. Furman ... Had 38 yards receiving on two grabs, including a 24-yard TD catch and 60 yards rushing on six attempts ... Also netted 35 kickoff return yards vs. Paladin ... Tied for team-high with six catches vs. Georgia ... Six grabs went for 55 yards with a long of 24 ... Caught four passes for 20 yards vs. Alabama ... Also rushed one time for 14 yards vs. Crimson Tide ... Caught three passes for 10 yards and rushed twice for 14 yards in win over Northwestern in Outback Bowl.

2008 — Played in all 12 games with three starts ... Finished third on team with 709 all-purpose yards, with 238 rushing yards, 223 receiving yards and 248 kickoff return yards ... Saw limited action in season opener vs. Louisiana-Monroe after shoulder surgery during the summer ... Had two carries for 21 yards vs. Warhawks ... Caught three passes for 22 yards (long of 18) against Southern Miss ... Started first game of season and rushed one time for 12 yards and had one catch for 2 yards at Mississippi State ... Saw limited action vs. LSU ... Led team with 88 all-purpose yards vs. Tennessee ... Had three catches for 29 yards and four rushes for 18 yards vs. Vols ... Also returned two kicks for 41 yards vs. UT ... Caught three passes for 56 yards, including a 28-yard TD catch from Chris Todd against Vanderbilt ... The TD catch vs. Vanderbilt was first since Chick-fil-A Bowl against Clemson ... Returned two kicks for 36 yards and had one rush for 4 yards vs. Arkansas ... Rushed for 29 yards on eight carries and returned two KO's for 88 yards with a career-long of 69 yards vs. West Virginia ... Caught two passes for 22 yards with a long of 14 vs. Ole Miss ... Also rushed for 11 yards on five carries vs. Rebels ... Rushed for a season-high 45 yards on 13 carries vs. UT Martin ... Against Georgia, had a TD rushing and receiving to go with 126 all-purpose yards ... Rushing TD came on 35-yard run as he totaled 59 yards rushing total on eight carries ... Receiving TD came on a career-long 52-yard screen pass and was one of four total catches for 48 yards on the day ... Also had one 19-yard kickoff return vs. UGA ... Against Alabama, rushed eight times for 28 yards and led team with three receptions for 44 yards.

2007 — Third on team in rushing (448 yds) and third in scoring (42 pts) ... Led team in kickoff returns (399 yds) and is second in all-purpose yards (1,023) ... Caught at least one pass in eight straight games ... Had 219 yards (73.0 ypg) and four rushing touchdowns in three game stretch against New Mexico State, Florida, and Vanderbilt ... In first action at running back, rushed for a team-high 62 yards on 14 carries against South Florida ... Scored first career touchdown in second quarter on a 4-yard run ... Also returned two kickoffs for 71 yards against the Bulls ... Rushed for 40 yards on seven carries against Mississippi State and returned five kickoffs for 110 yards ... Also had first career reception, an 18-yarder against Bulldogs ... Ran for a career-best 103 yards and three touchdowns in win over New Mexico State ... The three TDs were the most by a Tiger since Kenny Irons had three at Kentucky in 2005 ... Had a 67-yard TD run with just 22 seconds remaining in the game ... 13 carries for 62 yards at Florida ... 11 touches for 49 rushing yards, including a career-long 22 yard TD run against Vanderbilt ... Along with three catches for 26 yards and one 22-yard KOR, posted 102 all-purpose yards in Vanderbilt game ... Three carries for 9 yards and one kickoff return for 27 yards against Arkansas ... Netted 48 yards on four carries in win over Ole Miss ... Also hauled in two passes vs. Ole Miss (29 yds.) ... Led team with 52 yards rushing on 14 carries vs. Tennessee Tech... Rushed the ball three times for 18 yards and led the team in receiving with 53 yards on five catches and a touchdown vs. Clemson in the Chick-fil-A Bowl ... TD came on 22-yard catch from Kodi Burns.

2006 — Redshirted ... Appeared in three games, seeing time against Washington State, Mississippi State and LSU.

HIGH SCHOOL — High School Coach: Al Hughes ... Threw for more than 1,000 yards and 20 touchdowns as a senior while rushing for 1,200 yards and 12 TD's ... Accounted for 32 touchdowns as a junior, rushing for 1,210 yards and passing for 1,020 ... Named All-Region Player of the Year as a junior ... Ranked No. 10 at the athlete position by *PrepStar* ... Ranked as the No. 23 athlete nationally and the No. 12 player from Georgia



MARIO FANNIN

#27

RB

5-11 • 228 • Sr. • 3L
 Hampton, Ga. (Lovejoy)
 Graduate

CAREER — Streak of 22 consecutive games played with a reception snapped vs. Ole Miss (10/30/10) ... Streak started vs. UGA (11/15/08) ... Became 35th player in AU history to rush for 1,000 yards ... AU career leader in receptions and receiving yards by a running back ... 11th-place in AU career receptions (96) ... Has nine career receiving TD's, averaging 36.7 yards per scoring catch ... Is 9th in AU history in all-purpose yards (3,274) ... 28th in AU history in rushing yardage (1,366).

2010 — *Second-Team Preseason All-SEC as voted by members of the media ... Doak Walker Award candidate* ... Appeared in 12 games with four starts and totaled 395 rushing yards on 61 carries with five TDs ... Also has 16 receptions for 157 yards and two TD's ... In season opener vs. Arkansas State, recording seven offensive touches and scoring two TD's ... Rushed three times for 14 yards and hauled in four passes for 65 yards and two scores vs. ASU markings first career multi-TD receiving game ... In SEC opener vs. Mississippi State, carried five times for 6 yards and caught one pass for 14 yards ... Left game vs. Bulldogs in second half due to injury ... Did not play vs. Clemson ... Against South Carolina, had one reception for 3 yards and one rush for 5 yards ... Against ULM, rushed for game-high 89 yards on 10 carries with a 2-yard TD run ... Also caught one pass for 12 yards ... The 89 rush yards were most since 2007 vs. New Mexico State and rush TD was first since 2008 vs. UGA ... Against Kentucky, started and rushed eight times for 50 yards with a long of 17 yards and hauled in two passes for 7 yards ... Against Arkansas, led AU with three receptions and 36 yards ... Also totaled 60 yards rushing on 14 carries with a 4-yard TD run in second quarter ... Against LSU, caught one pass for 5 yards and rushed for 29 yards on three carries ... Rushed two times vs. Ole Miss totaling 16 yards ... Against UTC, led all rushers with 96 yards on eight carries with a pair of TD runs ... Scores came on runs of 13 and 42 yards ... Against Georgia, caught two passes for 9 yards and rushed one time for 2 yards ... Against Alabama, hauled in one pass for 6 yards to the 1-yard line that set up TD run by Cam Newton to bring AU within 24-21 of Alabama in third quarter ... In SEC Championship Game vs. South Carolina, scored on 6-yard run to cap scoring for AU and finished game with 28 rushing yards on six carries.



The Players



by Rivals.com ... Ranked No. 13 in Rivals Preseason Georgia Top 75 ... Rivals.com Rivals250 ... Ranked as the No. 15 safety by Scout.com ... Ranked as the No. 54 player in the Southeast by Tom Lemming's Prep Football Report ... Ranked No. 128 on collegefootballnews.com CFN Top 150 and the No. 17 running back ... Ranked No. 20 nationally by ESPN.com at the running back position and No. 143 on ESPN.com's ESPN 150 ... Ranked 80th on the Mobile Register's Super Southeast 120 list of prospects ... Named to the Atlanta Journal-Constitution Super Southern 100 ... Ranked as the No. 11 player from the state of Georgia by Georgia Sports Monthly ... Class 5A All-State football team honorable mention.

PERSONAL — Born Dec. 4, 1987 ... Son of Mario and Amika Fannin ... Graduated in August 2010.

FANNIN'S CAREER RUSHING STATS

YEAR	G/GS	NO	YDS	AVG	TD	LP/OPPONENT
2006	3/0	0	0	0.0	0	--
2007	13/2	84	448	5.3	5	67/New Mexico State
2008	12/3	54	238	4.4	1	35/Georgia
2009	13/7	34	285	8.4	0	32/Tennessee
2010	12/4	61	395	6.5	5	42/UTC
Totals	53/16	233	1366	5.9	11	67/New Mexico State

FANNIN'S CAREER RECEIVING STATS

YEAR	G/GS	NO	YDS	AVG	TD	LP/OPPONENT
2006	3/0	0	0	0.0	0	--
2007	13/2	18	176	9.8	2	22/Clemson
2008	12/3	20	223	11.2	2	52/Georgia
2009	13/7	42	413	9.8	3	82/West 82/West Virginia
2010	12/4	16	157	9.8	2	38/Arkansas State
Totals	53/16	96	969	10.1	9	82/West Virginia

FANNIN'S CAREER KOR STATS

YEAR	G	NO	YDS	AVG	TD	LP/OPPONENT
2006	3/0	0	0	0.0	0	--
2007	13/2	19	399	21.0	0	40/Mississippi State
2008	12/3	11	248	22.5	0	69/West Virginia
2009	13/7	14	297	21.2	0	35/Furman
2010	12/4	0	0	0.0	0	--
Totals	53/16	44	944	21.5	0	69/West Virginia

FANNIN'S CAREER GAME HIGH STATS

	No.	Opponent	Date
Rush Attempts	15	New Mexico State	9/22/07
Rush Yards	103	New Mexico State	9/22/07
Rush TDs	3	New Mexico State	9/22/07
Receptions	8	Louisiana Tech	9/5/09
Rec. Yards	82	2x (last vs. West Virginia)	9/19/09
Kickoff Returns	5	Mississippi State	9/15/07
Kick Ret. Yds.	110	Mississippi State	9/15/07

FANNIN'S GAME-BY-GAME RUSHING STATS

DATE	OPPONENT	ATT	YDS	AVG.	TD	TD Runs
9/1/07	KANSAS STATE	0	0	0.0	0	---
9/8/07	SOUTH FLORIDA	14	62	4.4	1	4
9/15/07	MISSISSIPPI STATE	7	40	5.7	0	---
9/22/07	NEW MEXICO STATE	15	103	6.9	3	1, 5, 67
9/29/07	at Florida	13	62	4.8	0	---
10/6/07	* VANDERBILT	11	54	4.9	1	22
10/13/07	at Arkansas	3	9	3.0	0	---
10/20/07	at LSU	0	0	0.0	0	---
10/27/07	OLE MISS	4	48	12.0	0	---
11/3/07	TENNESSEE TECH	14	52	3.7	0	---
11/10/07	at Georgia	0	0	0.0	0	---
11/24/07	ALABAMA	0	0	0.0	0	---
12/31/07	* vs. Clemson (Chick-fil-A)	3	18	6.0	0	---

DATE	OPPONENT	ATT	YDS	AVG.	TD	TD Runs
8/30/08	LOUISIANA-MONROE	2	21	10.5	0	---
9/6/08	SOUTHERN MISS	1	3	3.0	0	---
9/13/08	* at Mississippi State	1	12	12.0	0	---
9/20/08	LSU	0	0	0.0	0	---
9/27/08	TENNESSEE	4	18	4.5	0	---
10/4/08	at Vanderbilt	3	8	2.7	0	---
10/11/08	ARKANSAS	1	4	4.0	0	---
10/23/08	at West Virginia	8	29	3.6	0	---
11/1/08	at Ole Miss	5	11	2.2	0	---
11/8/08	TENNESSEE-MARTIN	13	45	3.5	0	---
11/15/08	* GEORGIA	8	59	7.4	1	35
11/29/08	* at Alabama	8	28	3.5	0	---

DATE	OPPONENT	ATT	YDS	AVG.	TD	TD Runs
9/5/09	* LOUISIANA TECH	0	0	0.0	0	--
9/12/09	MISSISSIPPI STATE	9	75	8.3	0	--
9/19/09	WEST VIRGINIA	1	0	0.0	0	--
9/26/09	* BALL STATE	0	0	0.0	0	--
10/3/09	* at Tennessee	1	32	32.0	0	--
10/10/09	at Arkansas	0	0	0.0	0	--
10/17/09	KENTUCKY	2	-1	-0.5	0	--
10/24/09	* at LSU	6	56	9.3	0	--
10/31/09	* OLE MISS	6	35	5.8	0	--
11/7/09	* FURMAN	6	60	10.0	0	--
11/14/09	at Georgia	0	0	0.0	0	--
11/27/09	* ALABAMA	1	14	14.0	0	--
1/1/10	Northwestern (Outback)	2	14	7.0	0	--

DATE	OPPONENT	ATT	YDS	AVG.	TD	TD Runs
9/4/10	ARKANSAS STATE	3	14	4.7	0	--
9/9/10	* at Mississippi State	5	6	1.2	0	--
9/18/10	CLEMSON	DID NOT PLAY				
9/25/10	SOUTH CAROLINA	1	5	5.0	0	--
10/2/10	LOUISIANA-MONROE	10	89	8.9	1	2
10/9/10	* at Kentucky	8	50	6.2	0	--
10/16/10	* ARKANSAS	14	60	4.3	1	4
10/23/10	* LSU	3	29	9.7	0	--
10/30/10	at Ole Miss	2	16	8.0	0	--
11/6/10	CHATTANOOGA	8	96	12.0	2	13, 42
11/13/10	GEORGIA	1	2	2.0	0	--
11/26/10	at Alabama	0	0	0.0	0	--
12/4/10	South Carolina (SECCG)	6	28	4.7	1	6

FANNIN'S GAME-BY-GAME RECEIVING STATS

DATE	OPPONENT	REC	YDS	AVG	TD	TD REC
9/1/07	KANSAS STATE	0	0	0.0	0	---
9/8/07	SOUTH FLORIDA	0	0	0.0	0	---
9/15/07	MISSISSIPPI STATE	1	16	16.0	0	---
9/22/07	NEW MEXICO STATE	1	8	8.0	0	---
9/29/07	at Florida	0	0	0.0	0	---
10/6/07	* VANDERBILT	3	26	8.7	0	---
10/13/07	at Arkansas	1	0	0.0	0	---
10/20/07	at LSU	1	9	9.0	0	---
10/27/07	OLE MISS	2	29	14.5	0	---
11/3/07	TENNESSEE TECH	1	9	9.0	0	---
11/10/07	at Georgia	2	14	7.0	1	12
11/24/07	ALABAMA	1	12	12.0	0	---
12/31/07	* vs. Clemson (Chick-fil-A)	5	53	10.6	1	22

DATE	OPPONENT	REC	YDS	AVG	TD	TD REC
8/30/08	LOUISIANA-MONROE	1	0	0	0	---
9/6/08	SOUTHERN MISS	3	22	7.3	0	---
9/13/08	* at Mississippi State	1	2	2.0	0	---
9/20/08	LSU	0	0	0.0	0	---
9/27/08	TENNESSEE	3	29	9.7	0	---
10/4/08	at Vanderbilt	3	56	18.7	1	28
10/11/08	ARKANSAS	0	0	0.0	0	---
10/23/08	at West Virginia	0	0	0.0	0	---
11/1/08	at Ole Miss	2	22	11.0	0	---
11/8/08	TENNESSEE-MARTIN	0	0	0.0	0	---
11/15/08	* GEORGIA	3	48	12.0	1	52
11/29/08	* at Alabama	3	44	14.7	0	---



The Players



DATE	OPPONENT	REC	YDS	AVG	TD	TD REC
9/5/09	* LOUISIANA TECH	8	82	10.3	0	--
9/12/09	MISSISSIPPI STATE	1	3	3.0	0	--
9/19/09	WEST VIRGINIA	1	82	82.0	1	82
9/26/09	* BALL STATE	3	55	18.3	1	36
10/3/09	* at Tennessee	6	25	4.2	0	--
10/10/09	at Arkansas	2	-1	-0.5	0	--
10/17/09	KENTUCKY	2	9	4.5	0	--
10/24/09	* at LSU	1	0	0.0	0	--
10/31/09	* OLE MISS	3	35	11.7	0	--
11/7/09	* FURMAN	2	38	19.0	1	24
11/14/09	at Georgia	6	55	9.2	0	--
11/27/09	* ALABAMA	4	20	5.0	0	--
1/1/10	Northwestern (Outback)	3	10	4.3	0	--

DATE	OPPONENT	REC	YDS	AVG	TD	TD REC	
9/4/10	ARKANSAS STATE	4	65	16.3	2	36, 38	
9/9/10	* at Mississippi State	1	14	14.0	0	--	
9/18/10	CLEMSON	DID NOT PLAY					
9/25/10	SOUTH CAROLINA	1	3	3.0	0	--	
10/2/10	LOUISIANA-MONROE	1	12	12.0	0	--	
10/9/10	* at Kentucky	2	7	3.5	0	--	
10/16/10	* ARKANSAS	3	36	12.0	0	--	
10/23/10	* LSU	1	5	5.0	0	--	
10/30/10	at Ole Miss	0	0	0.0	0	--	
11/6/10	CHATTANOOGA	0	0	0.0	0	--	
11/13/10	GEORGIA	2	9	4.5	0	--	
11/26/10	at Alabama	1	6	6.0	0	--	
12/4/10	South Carolina (SECCG)	0	0	0.0	0	--	

FANNIN'S GAME-BY-GAME TOTAL OFFENSE STATS

DATE	OPPONENT	REC - TDs	PASS - TDs	RUSH - TDs	TOTAL - TDs
9/1/07	KANSAS STATE	0-0	0-0	0-0	0-0
9/8/07	SOUTH FLORIDA	0-0	0-0	62-1	62-1
9/15/07	MISSISSIPPI STATE	16-0	0-0	40-0	56-0
9/22/07	NEW MEXICO STATE	8-0	0-0	103-3	111-3
9/29/07	at Florida	0-0	0-0	62-0	62-0
10/6/07	* VANDERBILT	26-0	0-0	54-1	80-1
10/13/07	at Arkansas	0-0	0-0	9-0	9-0
10/20/07	at LSU	9-0	0-0	0-0	9-0
10/27/07	OLE MISS	29-0	0-0	48-0	77-0
11/3/07	TENNESSEE TECH	9-0	0-0	52-0	61-0
11/10/07	at Georgia	14-1	0-0	0-0	14-1
11/24/07	ALABAMA	12-0	0-0	0-0	12-0
12/31/07	* vs. Clemson (Chick-fil-A)	53-1	0-0	18-0	71-1

DATE	OPPONENT	REC - TDs	PASS - TDs	RUSH - TDs	TOTAL - TDs
8/30/08	LOUISIANA-MONROE	0-0	0-0	21-0	21-0
9/6/08	SOUTHER MISS	22-0	0-0	3-0	25-0
9/13/08	* at Mississippi State	2-0	0-0	12-0	14-0
9/20/08	LSU	0-0	0-0	0-0	0-0
9/27/08	TENNESSEE	29-0	0-0	18-0	47-0
10/4/08	at Vanderbilt	56-1	0-0	8-0	64-1
10/11/08	ARKANSAS	0-0	0-0	4-0	4-0
10/23/08	at West Virginia	0-0	0-0	29-0	29-0
11/1/08	at Ole Miss	22-0	0-0	11-0	33-0
11/8/08	TENNESSEE-MARTIN	0-0	0-0	45-0	45-0
11/15/08	* GEORGIA	48-1	0-0	59-1	107-2
11/29/08	* at Alabama	44-0	0-0	28-0	72-0

DATE	OPPONENT	REC - TDs	PASS - TDs	RUSH - TDs	TOTAL - TDs
9/5/09	* LOUISIANA TECH	82-0	0-0	0-0	82-0
9/12/09	MISSISSIPPI STATE	3-0	0-0	75-0	78-0
9/19/09	WEST VIRGINIA	82-1	0-0	0-0	82-1
9/26/09	* BALL STATE	55-1	0-0	0-0	55-1
10/3/09	* at Tennessee	25-0	0-0	32-0	57-0
10/10/09	at Arkansas	-1-0	0-0	0-0	-1-0
10/17/09	KENTUCKY	9-0	0-0	-1-0	8-0
10/24/09	* at LSU	0-0	0-0	56-0	56-0
10/31/09	* OLE MISS	35-0	0-0	35-0	70-0
11/7/09	* FURMAN	38-1	0-0	60-0	98-1
11/14/09	at Georgia	55-0	0-0	0-0	55-0
11/27/09	* ALABAMA	20-0	0-0	14-0	34-0
1/1/10	Northwestern (Outback)	10-0	0-0	14-0	24-0

DATE	OPPONENT	REC - TDs	PASS - TDs	RUSH - TDs	TOTAL - TDs	
9/4/10	ARKANSAS STATE	65-2	0-0	14-0	79-2	
9/9/10	* at Mississippi State	14-0	0-0	6-0	20-0	
9/18/10	CLEMSON	DID NOT PLAY				
9/25/10	SOUTH CAROLINA	3-0	0-0	5-0	8-0	
10/2/10	LOUISIANA-MONROE	12-0	0-0	89-1	101-1	
10/9/10	* at Kentucky	7-0	0-0	50-0	57-0	
10/16/10	* ARKANSAS	36-0	0-0	60-1	96-1	
10/23/10	* LSU	5-0	0-0	29-0	34-0	
10/30/10	at Ole Miss	0-0	0-0	16-0	16-0	
11/6/10	CHATTANOOGA	0-0	0-0	96-2	96-2	
11/13/10	GEORGIA	9-0	0-0	2-0	11-0	
11/26/10	at Alabama	6-0	0-0	0-0	0-0	
12/4/10	South Carolina (SECCG)	0-0	0-0	28-1	28-1	



TUNDE FARIYIKE #65 OL
 6-2 • 330 • Fr. • HS
 Thomaston, Ga. (Upson-Lee)
 Science & Math

2010 — Did not play this season.

HIGH SCHOOL — High School Coach: Tommy Watson ... Named to the 2009 Region 1-AAAA Coaches' All-Region First Team, after earning second-team honors as a junior ... Named to the 2009 All-Middle Georgia Third Team at offensive line ... Two-year starter on the offensive line ... Received award for best grade-point average on football team all three years that he played football ... Planning on a pre-med major and wants to become a doctor.

PERSONAL — Born Oct. 3, 1991 ... Son of Dr. Barbatunde and Fola Fariyike ... Major: Science & Math.



TRENT FISHER #31 DB
 6-0 • 184 • Fr. • HS
 Nashville, Tenn. (Christian Presbyterian Academy)
 Undecided


2010 — Did not play this season.

HIGH SCHOOL — High School Coach: Jay Matthews ... A three-year starter ... Recorded 120 tackles with two interceptions as a senior ... Also had seven receptions with one touchdown during senior season.

PERSONAL — Born June 19, 1992 ... Son of Jeff and Julie Fisher ... Father, Jeff, is head coach of the Tennessee Titans ... Major: Undecided.



The Players



**DEE
FORD** #95 **DE**

6-4 • 233 • So. • 1L
Odenville, Ala. (St. Clair County)
Undecided

2010 — Appeared in 12 games with one start and totaled 11 tackles with 2.0 TFLs, both sacks ... Saw playing time in season opener vs. Arkansas State but did not record a tackle ... Played in SEC opener at Mississippi State but did not register a tackle ... Did not play vs. Clemson ... Saw limited snaps vs. South Carolina ... Against ULM, earned first career start and equaled career-high with four tackles, three solo ... Also had two QB hurries ... Recorded one assisted tackle vs. Kentucky ... Played but did not have a tackle vs. Arkansas ... Saw snaps on defense but did not have a tackle vs. LSU ... Had one tackle vs. Ole Miss ... Against UTC, totaled three tackles, all solo, with one sack for minus 5 yards and a pair of QB hurries ... Against Georgia, only tackle of game was a solo sack for minus 11 yards ... Saw playing time vs. Alabama but did not have tackle ... Had one tackle in the win over South Carolina in SEC Championship Game.

2009 — Appeared in 13 games ... Totaled 12 tackles ... In first collegiate game, recorded one tackle with two QBH ... Had one tackle, solo, and one QB hurry in limited snaps vs. Mississippi State ... Had one QB hurry vs. West Virginia ... Against Ball State, had season highs with four tackles with one sack (minus 10 yards) and half a TFL (minus 1 yard) with one QB hurry ... Registered two tackles against Arkansas ... Saw playing time but did not record a tackle vs. LSU and Ole Miss ... Matched season-high with four tackles vs. Furman and added 1.0 TFL for minus 6 yards and a pair of QB hurries ... Also recorded first-career INT, picking off a deflected pass vs. Paladin ... Saw playing time vs. Georgia, but did not register a tackle ... Saw playing time vs. Alabama but did not record a tackle ... Played but did not register a tackle vs. Northwestern in Outback Bowl.

HIGH SCHOOL — High School Coach: Charlie Boren ... As a senior, had 90 tackles (40 solo, 50 assists), including 38 tackles for loss and 18 sacks, intercepted a pass and broke up three ... Selected 2008 Star of Alabama for his game against Hokes Bluff with 12 tackles including five sacks for a loss of 40 yards, and an interception ... As a junior, had 87 total tackles with 36 solo, 16 tackles for a loss and 12 sacks ... Named to the Class 4A All-State team by the Alabama Sports Writers Association as a senior ... Ranked as the nation's No. 26 defensive end by Scout.com ... Listed as the nation's No. 35 defensive end by ESPN.com/Scouts, Inc. ... Listed as the No. 7 player from Alabama by SuperPrep ... Ranked 62nd among outside linebackers and 27th on the Alabama Postseason Top 40 by Rivals.com.

PERSONAL — Born March 19, 1991 ... Son of James and Debbie Ford ... Major: Liberal Arts.

FORD'S CAREER DEFENSIVE STATS

YEAR	G/GS	TT	UT	AT	TFL-YDS	QBS-YDS	FF/FR	PD	I/YDS
2009	13/0	12	5	7	2.5-17	1.0-10	0/0	1	1/3
2010	12/1	10	7	3	2.0-16	2.0-16	0/0	0	0/0
Totals	25/1	22	12	10	4.5-33	3.0-26	0/0	1	1/3

FORD'S GAME-BY-GAME DEFENSIVE STATS

DATE	OPPONENT	TT	UT	AT	TFL-YDS	QBS-YDS
9/5/09	LOUISIANA TECH	1	0	1	0.0-0	0.0-0
9/12/09	MISSISSIPPI STATE	1	1	0	0.0-0	0.0-0
9/19/09	WEST VIRGINIA	0	0	0	0.0-0	0.0-0
9/26/09	BALL STATE	4	1	3	1.5-11	1.0-10
10/3/09	at Tennessee	0	0	0	0.0-0	0.0-0
10/10/09	at Arkansas	2	0	2	0.0-0	0.0-0
10/17/09	KENTUCKY	0	0	0	0.0-0	0.0-0
10/24/09	at LSU	0	0	0	0.0-0	0.0-0
10/31/09	OLE MISS	0	0	0	0.0-0	0.0-0
11/7/09	FURMAN	4	3	1	1.0-6	0.0-0
11/14/09	at Georgia	0	0	0	0.0-0	0.0-0
11/27/09	ALABAMA	0	0	0	0.0-0	0.0-0
1/1/10	Northwestern (Outback)	0	0	0	0.0-0	0.0-0

DATE	OPPONENT	TT	UT	AT	TFL-YDS	QBS-YDS
9/4/10	ARKANSAS STATE	0	0	0	0.0-0	0.0-0
9/9/10	at Mississippi State	0	0	0	0.0-0	0.0-0
9/18/10	CLEMSON				DID NOT PLAY	
9/25/10	SOUTH CAROLINA	0	0	0	0.0-0	0.0-0
10/2/10	* LOUISIANA-MONROE	4	3	1	0.0-0	0.0-0
10/9/10	at Kentucky	1	0	1	0.0-0	0.0-0
10/16/10	ARKANSAS	0	0	0	0.0-0	0.0-0
10/23/10	LSU	0	0	0	0.0-0	0.0-0
10/30/10	at Ole Miss	1	0	1	0.0-0	0.0-0
11/6/10	CHATTANOOGA	3	3	0	1.0-5	1.0-5
11/13/10	GEORGIA	1	1	0	1.0-11	1.0-11
11/26/10	at Alabama	0	0	0	0.0-0	0.0-0
12/4/10	South Carolina (SECCG)	1	0	1	0.0-0	0.0-0



**ELTORO
FREEMAN** #21 **LB**

5-11 • 225 • Jr. • 1L
Alexander City, Ala. (Miss. Gulf Coast CC)
Exercise Science

2010 — Appeared in 10 games with five starts and totaled 36 tackles with 4.0 TFLs and 1.0 sacks ... Started season opener vs. Arkansas State and registered six tackles with a TFL (minus 4 yards) and one QB hurry ... In SEC opener at Mississippi State, led AU in tackles with nine stops, including six solo tackles ... Also had one 1.0 TFL for minus 1 yard vs. MSU ... Saw limited snaps vs. Clemson and did not make a tackle ... Played vs. South Carolina but did not have a tackle ... Against ULM, totaled three tackles, all solo stops, in limited snaps ... Did not play vs. Kentucky ... Did not play vs. Arkansas ... Saw snaps vs. LSU but did not have a tackle ... Played vs. Ole Miss but did not register a tackle ... Against UTC, started and led all tacklers with eight stops ... Played vs. Georgia but did not have a tackle ... Started vs. Alabama and tied season high with nine tackles ... Recorded first sack of season (minus 3 yards) and tied career best with a pair of TFLs (minus 5 yards) ... Part of AU defense that held Alabama to 67 yards total offense in second half ... Started and had one tackle in win over South Carolina in SEC Championship Game.

2009 — Appeared in 10 games with seven starts ... Totaled 31 tackles ... Did not play in season opener vs. Louisiana Tech ... In first collegiate action, recorded six tackles vs. Mississippi State ... Earned first career start vs. West Virginia and had one solo tackle ... Started vs. LSU and recorded season-high 12 tackles with a sack (minus 10 yards) and 2.0 TFLs (minus 12 yards), both first of AU career ... Tied for team high with nine tackles vs. Ole Miss ... Six of nine tackles vs. Rebels were solo ... Also had one QB hurry vs. Rebels ... Started vs. Furman, but did not record a tackle in limited snaps ... Totaled a pair of tackles vs. Georgia before leaving in first half with injury ... Did not play vs. Alabama due to injury ... Had one solo tackle vs. Northwestern in Outback Bowl.

SPRING 2009 — Participated in spring drills at Auburn after enrolling in January

JUNIOR COLLEGE — Junior College Coach: Steve Campbell ... Played at Mississippi Gulf Coast CC in Perkinston, Miss. As a freshman in 2007, helped Mississippi Gulf Coast to National Championship ... Redshirted in 2008.

HIGH SCHOOL — High School Coach: Carl Martin ... Recorded 140 tackles and 10 sacks at linebacker his senior year, while taking 15 carries for 223 yards and three scores at running back ... Recorded 100 tackles, including 52 for losses his junior year ... Named a PrepStar All-American recruit ... Listed as tenth-ranked prospect in state of Alabama by The Birmingham News ... Ranked No. 19 nationally at outside linebacker and the No. 10 overall recruit in Alabama by rivals.com ... Ranked No. 20 among outside linebackers by ESPN.com ... Selected by the AHSAA to play in the Alabama North/South All-Star game as a junior ... Named Birmingham News and ASWA Class 5A All-State ... Selected as a member of the Atlanta Journal-Constitution Super Southern 100 ... Ranked the No. 78 prospect in the Mobile Register's Super Southeast 120 ... Named a Birmingham News Super Senior before the 2006 campaign.

PERSONAL — Born May 7, 1989 ... Son of Greta and Rome Freeman ... Major: Exercise Science.



The Players



FREEMAN'S CAREER DEFENSIVE STATS

YEAR	G/GS	TT	UT	AT	TFL-YDS	QBS-YDS	FF/FR	PD	I/YDS
2009	10/7	31	15	16	2.0-12	1.0-10	0/0	0	0/0
2010	11/5	36	21	15	4.0-10	1.0-3	0/0	0	0/0
Totals	21/12	67	36	31	6.0-22	2.0-13	0/0	0	0/0

FREEMAN'S CAREER GAME HIGH STATS

	No.	Opponent	Date
Tackles	12	LSU	10/24/09
TFL's	2.0	2x (last vs. Alabama)	11/26/10
Sacks	1.0	2x (last vs. Alabama)	11/26/10

FREEMAN'S GAME-BY-GAME DEFENSIVE STATS

DATE	OPPONENT	TT	UT	AT	TFL-YDS	QBS-YDS
9/5/09	LOUISIANA TECH				DID NOT PLAY	
9/12/09	MISSISSIPPI STATE	6	2	4	0.0-0	0.0-0
9/19/09	* WEST VIRGINIA	1	1	0	0.0-0	0.0-0
9/26/09	* BALL STATE	0	0	0	0.0-0	0.0-0
10/3/09	* at Tennessee	0	0	0	0.0-0	0.0-0
10/10/09	at Arkansas	DID NOT PLAY				
10/17/09	KENTUCKY	0	0	0	0.0-0	0.0-0
10/24/09	* at LSU	12	5	7	2.0-12	1.0-10
10/31/09	* OLE MISS	9	6	3	0.0-0	0.0-0
11/7/09	* FURMAN	0	0	0	0.0-0	0.0-0
11/14/09	* at Georgia	2	0	2	0.0-0	0.0-0
11/27/09	ALABAMA	DID NOT PLAY				
1/1/10	Northwestern (Outback)	1	1	0	0.0-0	0.0-0

DATE	OPPONENT	TT	UT	AT	TFL-YDS	QBS-YDS
9/4/10	* ARKANSAS STATE	6	3	3	1.0-4	0.0-0
9/9/10	* at Mississippi State	9	6	3	1.0-1	0.0-0
9/18/10	CLEMSON	0	0	0	0.0-0	0.0-0
9/25/10	SOUTH CAROLINA	0	0	0	0.0-0	0.0-0
10/2/10	LOUISIANA-MONROE	3	3	0	0.0-0	0.0-0
10/9/10	at Kentucky	DID NOT PLAY				
10/16/10	ARKANSAS	DID NOT PLAY				
10/23/10	LSU	0	0	0	0.0-0	0.0-0
10/30/10	at Ole Miss	0	0	0	0.0-0	0.0-0
11/6/10	* CHATTANOOGA	8	3	5	0.0-0	0.0-0
11/13/10	GEORGIA	0	0	0	0.0-0	0.0-0
11/26/10	* at Alabama	9	6	3	2.0-5	1.0-3
12/4/10	South Carolina (SECCG)	1	0	1	0.0-0	0.0-0

Association as a senior ... Ranked as the nation's No. 31 middle linebacker by Scout.com ... Ranked 23rd among outside linebackers and 16th on the Alabama Postseason Top 40 by Rivals.com ... Listed as the nation's No. 42 outside linebacker by ESPN.com/Scouts, Inc. ... Ranked No. 10 on the Birmingham News' Super Seniors list ... Listed as the No. 13 player from Alabama by SuperPrep ... Named to PrepStar's All-Southeast Region team.

PERSONAL — Born Feb. 24, 1991 ... Son of Terrence and Elonda Gaston ... Major: Liberal Arts.


GASTON'S CAREER DEFENSIVE STATS

YEAR	G/GS	TT	UT	AT	TFL-YDS	QBS-YDS	FF/FR	PD	I/YDS
2009	4/0	9	3	6	0.0-0	0.0-0	0/0	0	0/0
2010	9/0	3	3	0	0.0-0	0.0-0	0/0	0	0/0
Totals	13/0	12	6	6	0.0-0	0.0-0	0/0	0	0/0

GASTON'S GAME-BY-GAME DEFENSIVE STATS

DATE	OPPONENT	TT	UT	AT	TFL-YDS	QBS-YDS
9/5/09	LOUISIANA TECH	1	1	0	0.0-0	0.0-0
9/12/09	MISSISSIPPI STATE	1	1	0	0.0-0	0.0-0
9/19/09	WEST VIRGINIA	1	0	1	0.0-0	0.0-0
9/26/09	BALL STATE	6	1	5	0.0-0	0.0-0
10/3/09	at Tennessee	DID NOT PLAY				
10/10/09	at Arkansas	DID NOT PLAY				
10/17/09	KENTUCKY	DID NOT PLAY				
10/24/09	at LSU	DID NOT PLAY				
10/31/09	OLE MISS	DID NOT PLAY				
11/7/09	FURMAN	DID NOT PLAY				
11/14/09	at Georgia	DID NOT PLAY				
11/27/09	ALABAMA	DID NOT PLAY				
1/1/10	Northwestern (Outback)	DID NOT PLAY				

DATE	OPPONENT	TT	UT	AT	TFL-YDS	QBS-YDS
9/4/10	ARKANSAS STATE	0	0	0	0.0-0	0.0-0
9/9/10	at Mississippi State	DID NOT PLAY				
9/18/10	CLEMSON	0	0	0	0.0-0	0.0-0
9/25/10	SOUTH CAROLINA	0	0	0	0.0-0	0.0-0
10/2/10	LOUISIANA-MONROE	1	1	0	0.0-0	0.0-0
10/9/10	at Kentucky	DID NOT PLAY				
10/16/10	ARKANSAS	DID NOT PLAY				
10/23/10	LSU	0	0	0	0.0-0	0.0-0
10/30/10	at Ole Miss	1	1	0	0.0-0	0.0-0
11/6/10	CHATTANOOGA	0	0	0	0.0-0	0.0-0
11/13/10	GEORGIA	DID NOT PLAY				
11/26/10	at Alabama	0	0	0	0.0-0	0.0-0
12/4/10	South Carolina (SECCG)	1	1	0	0.0-0	0.0-0



HARRIS #58
GASTON LB

6-1 • 231 • RFr. • RS
Birmingham, Ala. (Bessemer Academy)
Liberal Arts


2010 — Played nine games and totaled three tackles ... Saw playing but did not record a tackle in season opener vs. Arkansas State ... Did not play at Mississippi State ... Did not play vs. Clemson ... Saw limited snaps vs. South Carolina ... Saw extended playing time vs. ULM and notched one solo tackle ... Did not play vs. Kentucky ... Did not play vs. Arkansas ... Saw snaps vs. LSU but did not have a tackle ... Resisted one solo tackle vs. Ole Miss ... Played vs. UTC but left in first half with injury ... Did not play vs. Georgia ... Played vs. Alabama but did not have a tackle ... Had one solo tackle and a QB hurry in win over South Carolina in SEC Championship Game.

2009 — Redshirted ... Appeared in four games ... Totaled nine tackles ... In first collegiate game, had one solo tackle in season opener vs. Louisiana Tech ... Also had one solo stop vs. Mississippi State ... Had one assisted tackle vs. West Virginia ... Against Ball State, set season high with six tackles, one solo ... Did not play last eight games due to injury.

HIGH SCHOOL — High School Coach: Josh Wright ... Had 114 tackles as a senior and returned two fumbles for touchdowns ... On offense during his senior season, caught 43 passes for 860 yards and 17 touchdowns ... As a junior, made 112 tackles, including 11 sacks, and had five interceptions and a defensive touchdown ... Named the AISA Back of the Year and to the All-State team by the Alabama Sports Writers



The Players



MICHAEL GOGGANS #49 DE

6-3 • 261 • Sr. • 3L
Alexander City, Ala. (Benjamin Russell)
Public Administration

2010 — Appeared in 13 games with three starts and totaled 20 tackles with 4.0 TFLs and 1.5 sacks ... Started season opener vs. Arkansas State and totaled one tackle ... Started SEC opener at Mississippi State and tallied five tackles, the most since setting career-high of six vs. Alabama on Nov. 29, 2008 ... Also recorded half a sack, his first sack since Sept. 12, 2009, vs. Mississippi State ... Against Clemson, totaled four tackles with a pair of solo stops ... Had one QB hurry and one tackle vs. South Carolina ... Against ULM, rallied 1.0 TFL (minus 2 yards) with first career forced fumble and a QB hurry ... Had one assisted tackle vs. Kentucky ... Saw playing time vs. Arkansas but did not have a tackle ... Played but did not have a tackle vs. LSU ... Against Ole Miss, had half a TFL for minus 1 yard to go with three tackles ... Against UTC, totaled two solo tackles with one TFL for minus 1 yard ... Against Georgia, had one tackle ... Against Alabama, tied career high with one sack (minus 1 yard) in the third quarter and helped AU defense hold Alabama to 67 yards total offense in second half ... Saw playing time but did not have a tackle in SEC Championship Game vs. South Carolina.

2009 — Had streak of 18 consecutive starts snapped vs. Kentucky ... Appeared in 13 games with six starts ... Totaled 24 tackles ... Started season opener vs. Louisiana Tech, recording two total tackles with one QBH ... Against Mississippi State, had a solo sack (minus 2 yards) to go with four tackles, one pass break-up and one QB hurry ... Sack was first since 2007 (Vanderbilt) ... Picked up three tackles, two solo, vs. West Virginia ... Against Ball State, broke up one pass and totaled four tackles ... Had one TFL (minus 3 yards) and two total tackles against Tennessee ... Registered half a TFL (minus 1 yard) with a QB hurry and two tackles vs. Arkansas ... Had one tackle vs. Kentucky ... Against LSU, had a QB hurry and a pair of tackles ... Played, but did not record a tackle vs. Ole Miss ... Recorded a solo tackle in limited action vs. Furman ... Saw playing time vs. Georgia but did not record a tackle ... Had one solo tackle vs. Alabama ... Also registered one tackle vs. Northwestern in Outback Bowl.

2008 — Started all 12 games at defensive end ... Had 27 total tackles with 16 solo stops ... Finished with seventh-most TFLs on team with 4.0 and third-most QB hurries with six ... Earned first career start in season opener vs. Louisiana-Monroe ... Recovered forced fumble (Antonio Coleman) and returned it 9 yards for first touchdown of game ... Registered two tackles vs. Warhawks ... Against Southern Miss, had four solo tackles with a TFL (minus 2 yards) and a QB hurry ... Recorded three tackles, including one TFL for minus 3 yards and one QB hurry in win at Mississippi State ... Had one QB hurry and one solo tackle vs. LSU ... Against Tennessee, had three tackles and one QB hurry ... Had one solo tackle vs. Vanderbilt ... Had one QB hurry vs. Arkansas ... Registered three tackles, one solo, vs. West Virginia ... Totaled two solo tackles vs. Ole Miss ... Played, but did not record a tackle vs. UT Martin ... Had two tackles against Georgia ... Against Alabama, registered a career-best six tackles, four solo, with 2.0 TFLs for minus seven yards and one QB hurry.

2007 — Action in every game ... Notched first career fumble recovery vs. Georgia ... Registered a solo tackle in loss to South Florida and in win at Florida ... Had best game of career versus Vanderbilt, totaling four tackles, including two tackles for loss (-3) and one quarterback sack (-2) ... Recorded one tackle, assisted, in win vs. Ole Miss.

2007 SPRING — Named the Mark Dorminey Defensive MVP of A-Day after finishing with five tackles, including three solo, with a quarterback hurry.

2006 — Redshirted.

HIGH SCHOOL — High School Coach: Carl Martin ... Named to the Alabama Sports Writers Association Class 5A All-State Defense as a senior ... Ranked as the nation's No. 9 tight end and as the 10th-best player from the state of Alabama by Rivals.com ... Ranked No. 11 in the Rivals Preseason Alabama Top 40 ... Rivals.com Rivals 250 ... Ranked as the ninth-best tight end by *PrepStar* ... Ranked No. 10 at tight end by collegefootballnews.com ... Ranked No. 14 at tight end by ESPN.com ... Ranked No. 24 at his position by Scout.com ... Ranked No. 69 on the *Mobile Register's* Super Southeast 120 list of prospects.

PERSONAL — Born August 6, 1988 ... Son of Michael and April Goggans ... Major: Public Administration.

GOGGAN'S CAREER DEFENSIVE STATS

YEAR	G/GS	TT	UT	AT	TFL-YDS	QBS-YDS	FF/FR	PD	I/YDS
2007	12/0	9	4	5	2.0-3	1.0-2	0/1	0	0-0
2008	12/12	27	16	11	4.0-12	0.0-0	0/1	0	0-0
2009	13/6	23	12	12	2.5-6	1.0-2	0/0	2	0-0
2010	13/3	20	8	12	4.0-5	1.5-1	1/0	0	0-0
Totals	50/21	80	40	40	12.5-26	3.5-5	1/2	2	0-0

GOGGAN'S CAREER GAME HIGH STATS

	No.	Opponent	Date
Tackles	6	vs. Alabama	11/29/08
Tackles for loss	2.0	2x, (last vs. Arkansas)	11/29/08
Sacks	1.0	3x (last vs. Alabama)	11/26/10

GOGGAN'S GAME-BY-GAME DEFENSIVE STATS

DATE	OPPONENT	TT	UT	AT	TFL-YDS	QBS-YDS
9/1/07	KANSAS STATE	0	0	0	0.0-0	0.0-0
9/8/07	SOUTH FLORIDA	1	1	0	0.0-0	0.0-0
9/15/07	MISSISSIPPI STATE	0	0	0	0.0-0	0.0-0
9/22/07	NEW MEXICO STATE	0	0	0	0.0-0	0.0-0
9/29/07	at Florida	1	0	1	0.0-0	0.0-0
10/6/07	VANDERBILT	4	2	2	2.0-3	1.0-2
10/13/07	at Arkansas	0	0	0	0.0-0	0.0-0
10/20/07	at LSU	0	0	0	0.0-0	0.0-0
10/27/07	OLE MISS	1	0	1	0.0-0	0.0-0
11/3/07	TENNESSEE TECH	1	1	0	0.0-0	0.0-0
11/10/07	at Georgia	1	0	1	0.0-0	0.0-0
11/24/07	ALABAMA	0	0	0	0.0-0	0.0-0
12/31/07	vs. Clemson (Chick-fil-A)	0	0	0	0.0-0	0.0-0


DATE	OPPONENT	TT	UT	AT	TFL-YDS	QBS-YDS
8/30/08	* LOUISIANA-MONROE	2	1	1	0.0-0	0.0-0
9/6/08	* SOUTHERN MISS	4	4	0	1.0-2	0.0-0
9/13/08	* at Mississippi State	3	2	1	1.0-3	0.0-0
9/20/08	* LSU	1	1	0	0.0-0	0.0-0
9/27/08	* TENNESSEE	3	0	3	0.0-0	0.0-0
10/4/08	* at Vanderbilt	1	1	0	0.0-0	0.0-0
10/11/08	* ARKANSAS	0	0	0	0.0-0	0.0-0
10/23/08	* at West Virginia	3	1	2	0.0-0	0.0-0
11/1/08	* at Ole Miss	2	2	0	0.0-0	0.0-0
11/8/08	* TENNESSEE-MARTIN	0	0	0	0.0-0	0.0-0
11/15/08	* GEORGIA	2	0	2	0.0-0	0.0-0
11/29/08	* at Alabama	6	4	2	2.0-7	0.0-0

DATE	OPPONENT	TT	UT	AT	TFL-YDS	QBS-YDS
9/5/09	* LOUISIANA TECH	2	1	1	0.0-0	0.0-0
9/12/09	* MISSISSIPPI STATE	4	1	3	1.0-2	1.0-2
9/19/09	* WEST VIRGINIA	3	2	1	0.0-0	0.0-0
9/26/09	* BALL STATE	4	2	2	0.0-0	0.0-0
10/3/09	* at Tennessee	2	1	1	1.0-3	0.0-0
10/10/09	* at Arkansas	2	0	2	0.5-1	0.0-0
10/17/09	KENTUCKY	1	1	0	0.0-0	0.0-0
10/24/09	at LSU	2	0	2	0.0-0	0.0-0
10/31/09	OLE MISS	0	0	0	0.0-0	0.0-0
11/7/09	FURMAN	1	1	0	0.0-0	0.0-0
11/14/09	at Georgia	0	0	0	0.0-0	0.0-0
11/27/09	ALABAMA	1	1	0	0.0-0	0.0-0
1/1/10	Northwestern (Outback)	1	1	0	0.0-0	0.0-0

DATE	OPPONENT	TT	UT	AT	TFL-YDS	QBS-YDS
9/4/10	* ARKANSAS STATE	1	0	1	0.0-0	0.0-0
9/9/10	* at Mississippi State	5	0	5	0.5-0	0.5-0
9/18/10	* CLEMSON	4	2	2	0.0-0	0.0-0
9/25/10	SOUTH CAROLINA	1	0	1	0.0-0	0.0-0
10/2/10	LOUISIANA-MONROE	1	1	0	1.0-2	0.0-0
10/9/10	at Kentucky	1	0	1	0.0-0	0.0-0
10/16/10	ARKANSAS	0	0	0	0.0-0	0.0-0
10/23/10	LSU	0	0	0	0.0-0	0.0-0
10/30/10	at Ole Miss	3	1	2	0.5-1	0.0-0
11/6/10	CHATTANOOGA	2	2	0	1.0-1	0.0-0
11/13/10	GEORGIA	1	0	1	0.0-0	0.0-0
11/26/10	at Alabama	1	1	0	1.0-1	1.0-1
12/4/10	South Carolina (SECCG)	0	0	0	0.0-0	0.0-0



The Players



ANTONIO GOODWIN #6
WR

6-1 • 173 • Fr. • HS
Atlanta, Ga. (Booker T. Washington)
Undecided

2010 — Appeared in 12 games primarily on special teams ... Only game missed was Georgia ... Against Arkansas, blocked a punt in the second quarter which led to AU touchdown ... Blocked punt was first of career and first by an AU player since 2006 (Jerraud Powers vs. Florida) ... Played primarily on special teams vs. Alabama and against South Carolina in SEC Championship Game.

HIGH SCHOOL — High School Coach: Stanley Pritchett ... Ranked No. 47 in the ESPNU 150 ... No. 8 athlete by ESPN.com/Scouts Inc. ... No. 39-rated wide receiver and No. 28 prospect in Georgia by Rivals.com ... No. 30-ranked wide receiver by Scout.com ... Ranked as the No. 18 player in Georgia by SuperPrep ... Was a participant in the 2010 Under Armour All-American game.

PERSONAL — Born Feb. 12, 1991 ... Son of Renatta Goodwin and Tommie Jones, Sr. ... Major: Undecided.

GOODWIN'S CAREER RECEIVING STATS

YEAR	G/GS	NO	YDS	AVG	TD	LP/OPPONENT
2010	12/0	0	0	0.0	0	-



A.J. GREENE #77
OL

6-5 • 291 • Jr. • SQ
Madison, Tenn. (Brentwood Academy)
Anthropology

CAREER — Appeared in six games with three starts.

2010 — Started first three games of season before sustaining season-ending injury vs. Clemson ... Made first career start in season opener vs. Arkansas State ... Was part of o-line that totaled 608 yards of total offense vs. ASU ... In SEC opener at Mississippi State, part of o-line that helped Tigers rush for 190 yards and average 5.2 yards per play ... Started vs. Clemson and was part of o-line that helped Tigers amass 424 yards total offense including 221 rushing yards ... Left game in second half vs. Clemson due to injury.

2009 — Appeared in two games, seeing time against Mississippi State and Furman.

2008 — Did not play.

2007 — Redshirted

HIGH SCHOOL — High School Coach: Carlton Flatt ... Recorded 46 tackles and six sacks while helping Brentwood Academy to the Div. II Class 3A State Championship his senior year ... Named a finalist for Div. II, Class 3A Lineman of the Year in 2006 ... Attended the same high school as current Tiger Mike Berry and former Tiger King Dunlap.

PERSONAL — Born September 25, 1989 ... Son of Sonya Farley-Greene and Aubrey Greene Sr. ... Major: Anthropology.



JOSH HARRIS #61
DS

6-1 • 230 • Jr. • 1L
Carrollton, Ga. (Carrollton)
Political Science

CAREER — AU's deep snapper the last two seasons ... Awarded scholarship by coaches in August 2010.

2010 — Deep snapper on all field goal, PAT's and punts.

2009 — **SEC Academic Honor Roll** ... Appeared in all 13 games ... Deep snapper on field goal attempts, PAT and punts.

2008 — **SEC Academic Honor Roll** ... Did not play.

HIGH SCHOOL — High School Coach: Rayvan Teague.

PERSONAL — Born April 27, 1989 ... Son of Lori and John Harris ... Major: Political Science.



JAKE HOLLAND #5
LB

6-1 • 231 • Fr. • HS
Pelham, Ala. (Pelham)
Pre-Building Science

2010 — Played in seven games and totaled 12 tackles with 2.0 TFLs and 1.0 sacks ... Saw first action of the season vs. ULM ... Totaled three tackles, all solo, with a sack (minus 3 yards) and a fumble recovery ... Saw limited snaps vs. Kentucky ... Had one PBU in limited action vs. Arkansas ... Registered one tackle vs. LSU in limited snaps ... Had one tackle in limited snaps vs. Ole Miss ... Against UTC, matched season total entering game with five tackles, with three coming on solo stops ... Played vs. Georgia but did not have a tackle ... In SEC Championship Game vs. South Carolina, totaled two tackles with a TFL for minus 1 yard and a QB hurry.

HIGH SCHOOL — High School Coach: Brett Burnett ... No. 8-rated inside linebacker and the No. 10 player in Alabama by Rivals.com ... No. 8-rated middle linebacker by ESPN.com/Scouts Inc. ... No. 12-rated middle linebacker by Scout.com ... Ranked as the No. 12 player in Alabama by SuperPrep ... Named to the All-Southeast Region team by PrepStar ... Ranked 20th among middle linebackers by Tom Lemming on Maxpreps.com ... Selected to the 2009 6A All-State Team by the Alabama Sports Writers Association as a senior ... Was a participant in the 2010 Under Armour All-American game ... No. 10 on the Birmingham News' list of the Alabama Super Seniors ... Ranked 12th on the Mobile Press Register's 2009 Elite 18 ... No. 109 on the Mobile Press Register's Super Southeast 120...Member of the Orlando Sentinel's 2009 All-Southern football team ... Finished his high school career with 351 tackles ... Totaled 153 tackles, 16 tackles for loss, a sack, four pass breakups, four forced fumbles, three interceptions and three fumble recoveries as a senior ... Racked up 129 tackles (74 solo) as a junior to go along with two sacks, eight quarterback hurries, one interception, one fumble recovery and five forced fumbles.

PERSONAL — Born Sept. 9, 1991 ... Son of Jeff and Terri Holland and Reid and Kimberly Hopkins ... Major: Pre-Building Science.

HOLLAND'S CAREER DEFENSIVE STATS

YEAR	G/GS	TT	UT	AT	TFL-YDS	QBS-YDS	FF/FR	PD	I/YDS
2010	8/0	12	7	5	2.0-3	1.0-2	0/1	1	0/0



The Players



HOLLAND'S CAREER DEFENSIVE STATS

DATE	OPPONENT	TT	UT	AT	TFL-YDS	QBS-YDS
9/4/10	ARKANSAS STATE				DID NOT PLAY	
9/9/10	at Mississippi State				DID NOT PLAY	
9/18/10	CLEMSON				DID NOT PLAY	
9/25/10	SOUTH CAROLINA				DID NOT PLAY	
10/2/10	LOUISIANA-MONROE	3	3	0	1.0-3	1.0-3
10/9/10	at Kentucky	0	0	0	0.0-0	0.0-0
10/16/10	ARKANSAS	0	0	0	0.0-0	0.0-0
10/23/10	LSU	1	0	1	0.0-0	0.0-0
10/30/10	at Ole Miss	1	0	1	0.0-0	0.0-0
11/6/10	CHATTANOOGA	5	3	2	0.0-0	0.0-0
11/13/10	GEORGIA	0	0	0	0.0-0	0.0-0
11/26/10	at Alabama				DID NOT PLAY	
12/4/10	South Carolina (SECCG)	2	1	1	1.0-1	0.0-0

Louisiana Tech, Arkansas and Ole Miss ... Tackle versus Louisiana Tech was a tackle for loss (-1 yard) ... Forced a fumble on a vicious hit on the opening kickoff against Ole Miss that set the tone for the game for Tigers.

HIGH SCHOOL — High School Coach: Billy Coleman . . . Four year All-Area . . . Wendy's High School Heisman Nominee . . . Defensive Player of the Year Hartselle Region as a junior . . . Defensive Player of the Year Runner-up Hartselle Region as a senior . . . Ranked third as a senior on ESPN Recruit Tracker for MLB.

PERSONAL — Born Nov. 1, 1988 . . . Son of Randy and Kim Humphries . . . Major: Agricultural Economics . . . Minor: Political Science.



BYRON

#57

ISOM

OL

6-3 • 302 • Sr. • 3L
Jonesboro, Ga. (Lovejoy)
Graduate

CAREER — Started 31 games and appeared in 35.

2010 — **Associated Press Second-Team All-SEC ... Phil Steele First-Team All-SEC** ... Started all 13 games ... Part of o-line that has allowed 21 sacks in 261 pass attempts this season ... Started season opener vs. Arkansas State and helped lead AU to 608 yards total offense ... Tigers rushed for 367 yards and allowed just one sack in 16 pass attempts ... Started and helped Tigers rush for 190 yards in SEC opener at Mississippi State ... Started vs. Clemson and helped AU total 424 yards total offense with 221 rushing yards ... Helped AU average 7.0 yards per play vs. Clemson ... Against South Carolina, helped Tigers rush for 334 yards against SEC's top rush defense ... Against ULM, helped Tigers post third consecutive game with at least 220 yards rushing as AU rushed for 233 yards ... Tigers had just 11 negative yards rushing vs. ULM ... Against Kentucky, part of o-line did not allow a sack in 21 pass attempts and allowed just 10 negative yards in 52 rushing plays ... O-line helped Tigers rush for 311 yards, marking the third time this season AU has crossed the 300-yard rushing mark ... Against Arkansas, helped Tigers set all-time high points (65) vs. an SEC team ... Part of o-line that paved way for 330 yards rushing and allowed a pair of sacks in 15 pass attempts ... Against LSU, part of o-line that rolled up 440 yards rushing, the most ever against an LSU defense and the fifth-most by an AU team ... Against Ole Miss, helped offense rush for 343 yards and amass 572 yards total offense marking fifth time this season Tigers have surpassed 500 yards total offense ... Against UTC, helped Tigers total 628 yards offense as AU put up 41 points in first half ... AU offense averaged 11.6 yards per play and 9.8 yards per rush ... Against Georgia, helped Tigers total 463 yards of offense with 315 rushing ... Part of o-line that has helped AU score 48 points or more in six of 11 games this season ... Against Alabama, helped AU offense overcome slow start and total 332 yards of offense and score 28 points over the final three quarters ... Helped Tigers run for 118 yards in the second half ... In SEC Championship Game vs. South Carolina, helped Auburn rack up 589 yards total offense with 238 yards rushing and 351 passing ... Tigers averaged 8.3 yards per play and set SEC Championship Game record with 21 points in a quarter (first) ... Auburn also set SEC Championship Game record with 56 total points and the 39-point margin of victory ... Also part of offense that became the first AU team to ever rush for 300 yards or more in six straight SEC games.

2009 — Appeared in 10 games, all starts ... Had 50 knockdown blocks on season ... Part of o-line that gave up just 21 sacks in 364 pass attempts ... Started at guard in season opener vs. Louisiana Tech and did not allow a sack in 27 pass attempts ... Also recorded three knockdown blocks vs. Tech ... Started against Mississippi State, did not allow a sack in 24 pass attempts ... Registered three knockdown blocks vs. Mississippi State ... Took every snap vs. West Virginia and registered five knockdown blocks ... Did not play vs. Ball State or Tennessee ... Tied with third-most knockdown blocks vs. Arkansas with seven ... Led Tigers with 5.5 knockdown blocks vs. Kentucky ... Led o-line and recorded season-high with 12 knockdown blocks on the road at LSU ... Recorded 6.5 knockdown blocks vs. Ole Miss ... In one half of play vs. Furman, tied for team high with eight knockdown blocks ... Part of o-line that helped Tigers to 332 yards total offense and 21 points vs. Alabama ... Helped paved way to 420 yards total offense vs.



DAVIS

#45

HOOPER

LB

6-0 • 207 • Jr. • SQ
Montgomery, Ala. (Trinity Presbyterian)
Finance

2010 — Appeared in four games and totaled 37 yards on 12 carries ... Carried five times for 15 yards in season opener vs. Arkansas State ... Against UTC, had two carries for 2 yards.

2009 — Appeared in three games, Ball State, Tennessee and Furman.

High School — High School Coach: Randy Ragsdale . . . All-State . . . All-Metro . . . All-Capital City Conference . . . Perseverance Award from Quarterback Club . . . Helped lead team to a state championship . . . All-State and All-Metro in Baseball

Personal — Born March 16, 1988 . . . Son of Thomas and Perry Hooper . . . Major: Finance.

HOOPER'S CAREER RUSHING STATS

YEAR	G/GS	NO	YDS	AVG	TD	LP/OPPONENT
2009	3/0	3	1	0.3	0	2/ Furman
2010	4/0	12	37	3.1	0	6/Arkansas State
Totals	7/0	15	38	2.5	0	6/Arkansas State



CHRIS

#40

HUMPHRIES

LB

6-2 • 224 • So. • 1L
Somerville, Ala. (Brewer)
Agricultural Economics

2010 — Appeared in nine games and totaled four tackles ... Saw limited playing time in season opener vs. Arkansas State but did not record a tackle ... Played in SEC opener at Mississippi State, seeing snaps on special teams but did not record a tackle ... Did not play vs. Clemson ... Saw time on special teams vs. South Carolina ... Against ULM, saw extended snaps and totaled career-best three tackles and first career fumble recovery ... Did not play vs. Kentucky ... Saw time on special teams vs. Arkansas ... Played vs. LSU but did not have a tackle ... Saw playing time vs. Ole Miss ... Had one solo tackle vs. UTC ... Saw time vs. South Carolina in SEC Championship Game.

2009 — Saw action in 11 games, primarily on special teams ... Had eight tackles, including one tackle for loss and one forced fumble ... Third on team with six special teams tackles ... Career-high three tackles, all on special teams, in Outback Bowl victory over Northwestern ... Had two stops against Mississippi State and one each versus



The Players



Northwestern in Outback Bowl.


2008 — Played in eight games with seven starts ... Posted season-high grade of 90 percent vs. Arkansas ... Finished with 32 cockroach blocks, 12.5 pancake blocks and 52 rodeo blocks ... Earned first career start in season opener vs. Louisiana-Monroe, grading at 87 percent overall on 59 snaps ... Graded 83 percent overall on 76 snaps vs. Southern Miss with 10 rodeo blocks ... Played 75 snaps, grading overall at 88 percent vs. Mississippi State ... Had 11 rodeo, 4.5 pancake and three cockroach blocks vs. MSU ... Graded at 84 percent overall on 70 snaps vs. LSU with nine rodeo, five cockroach and two pancake blocks ... Graded at 81 percent overall on 72 snaps vs. Tennessee with nine rodeo and six cockroach blocks ... On 65 snaps vs. Vanderbilt, graded at 82 percent overall with five cockroach blocks ... Against Arkansas, posted a 90 percent overall grade on 62 snaps with seven rodeo, 9 cockroach and two pancake blocks ... Did not play vs. West Virginia and Ole Miss due to injury ... Logged 10 snaps vs. UT Martin, grading at 100 percent overall with one rodeo and one pancake block.

2007 — Saw action in three games ... First collegiate snap came against New Mexico State ... Also saw limited game action against Vanderbilt and Tennessee Tech.

2006 — Redshirted.

HIGH SCHOOL — High School coach: Al Hughes ... Started both ways for Lovejoy his senior season at offensive and defensive tackle, finishing with 30 pancake blocks, 89 tackles and 12 sacks and returning two fumbles for touchdowns ... Finished his career with 219 tackles and 31 sacks ... Ranked No. 56 among defensive linemen by Rivals.com ... Ranked No. 48 in the Rivals Postseason Georgia Top 50 ... Ranked as the No. 43 player from the state of Georgia by Georgia Sports Monthly.

PERSONAL — Born June 10, 1988 ... Son of Lee and Cynthia Isom ... Graduated in August 2010 with a degree in Public Administration.



JAKE LEMBKE #65 DS

6-0 • 234 • RFr. • SQ
New Lenox, Ill. (Providence Catholic)
Wildlife Ecology & Management

2010 — Did not play this season.

HIGH SCHOOL — High School Coach: Mark Coglianese.

PERSONAL — Born Nov. 24, 1990 ... Son of Mike and Judy Lembke ... Has three brothers, Josh, Dan and Ben ... Major: Wildlife Ecology & Management.




COREY LEMONIER #55 DE

6-4 • 227 • Fr. • HS
Hialeah, Fla. (Hialeah)
Pre-Business

2010 — SEC Coaches' All-Freshman Team ... Appeared in 13 games with one start and totaled 14 tackles with 4.0 TFLs and 2.0 sacks ... In season opener vs. Arkansas State, recorded a pair of QB hurries and one tackle in limited action ... In SEC opener at Mississippi State, recorded first career forced fumble which led to AU field goal and a 17-7 lead ... Also totaled one tackle vs. MSU ... Recorded one assisted tackle vs. Clemson ... Against South Carolina, recorded two tackles with first career sack (minus 8 yards) ... Against ULM, recorded career best three tackles and 2.0 TFLs (minus 8 yards) with a sack (minus 5 yards) ... Also had two QB hurries ... Saw playing time but did not have a tackle vs. Kentucky ... Played but did not record a tackle vs. Arkansas ... Saw snaps on defense vs. LSU but did not have a tackle ... Against Ole Miss, registered a TFL for minus 4 yards to go with a pair of solo tackles ... Earned first start of career vs. UTC, had one QB hurry ... Against Georgia, had one tackle and one QB hurry ... Had one tackle vs. Alabama and helped hold Tide to 67 yards total offense in second half ... In SEC Championship Game vs. South Carolina, had a pair of tackles, both solo stops.

HIGH SCHOOL — High School Coach: Marc Berman ... No. 35-ranked player in the nation, No. 3 weakside defensive end and No. 4 player in Florida by Rivals.com ... Ranked 46th overall, No. 7 defensive end and No. 6 player in Florida by Scout.com ... Ranked No. 94 on the ESPNU 150 ... Ranked as the No. 9 defensive end in the nation by ESPN.com/Scouts, Inc. ... Ranked No. 44 on the SuperPrep Elite 50 and the No. 11 defensive lineman and No. 4 player in Florida ... Named to the PrepStar Dream Team as the No. 108-ranked player in the nation ... Ranked No. 5 in the Orlando Sentinel's Florida Top 100 ... 2010 Under Armour All-American Game participant ... No. 13 on the Mobile Press Register's 2010 Super Southeast 120 ... Selected to compete in the "Team USA vs. The World" all-star game ... Registered 50 tackles and 10 sacks as a junior.

PERSONAL — Born Nov. 19, 1991 ... Son of Henry and Francoise Lemonier ... Major: Pre-Business.



SHAUN KITCHENS #4 WR

6-3 • 217 • Fr. • HS
College Park, Ga. (Banneker)
Pre-Radio/Television/Film

2010 — Appeared in eight games primarily on special teams ... Saw playing time but did not record a catch in season opener vs. Arkansas State ... Played in SEC opener at Mississippi State, primarily on special teams ... Saw playing time vs. Clemson but did not have a catch ... Saw time vs. South Carolina ... Against ULM, caught first pass but was tackled for loss (minus 3 yards) ... Did not play vs. Kentucky ... Did not play vs. Arkansas ... Did not play vs. LSU ... Saw playing time vs. Ole Miss, primarily on special teams ... Played but did not have a catch vs. UTC ... Did not play in last three games (UGA, ALA, SC).

HIGH SCHOOL — High School Coach: Ed Gosa ... Ranked No. 98 in the ESPNU 150 ... No. 10 athlete by ESPN.com/Scouts Inc. ... No. 33-rated outside linebacker by Scout.com ... No. 48-rated athlete and No. 15 prospect in Alabama by Rivals.com ... No. 20-ranked outside linebacker by Tom Lemming on Maxpreps.com ... Ranked as the No. 42 player in Georgia by SuperPrep ... Named to the All-Southeast Region team by PrepStar ... As a senior, named second team Region 5-AAAA as a wide receiver ... As a junior, had 23 rushing attempts for 57 yards and two touchdowns, completed 5-of-11 passes for 229 yards and three touchdowns with only one interception and caught 16 passes for 289 yards and two TDs.

PERSONAL — Born Oct. 23, 1991 ... Son of Kimberly Harkness and Bruce Grant ... Major: Pre-Radio/Television/Film.

KITCHENS' CAREER RECEIVING STATS

YEAR	G/GS	NO	YDS	AVG	TD	LP/OPPONENT
2010	8/0	1	-3	-3.0	0	--

LEMONIER'S CAREER DEFENSIVE STATS

YEAR	G/GS	TT	UT	AT	TFL-YDS	QBS-YDS	FF/FR	PD	I/YDS
2010	13/1	14	10	4	4.0-20	2.0-13	1/0	0	0/0



The Players



LEMONIER'S CAREER GAME HIGH STATS

	No.	Opponent	Date
Tackles	3	ULM	10/2/10
TFL's	2.0	ULM	10/2/10
Sacks	1.0	2x (last vs. ULM)	10/2/10

LEMONIER'S GAME-BY-GAME DEFENSIVE STATS

DATE	OPPONENT	TT	UT	AT	TFL-YDS	QBS-YDS
9/4/10	ARKANSAS STATE	1	0	1	0.0-0	0.0-0
9/9/10	at Mississippi State	1	0	1	0.0-0	0.0-0
9/18/10	CLEMSON	1	0	1	0.0-0	0.0-0
9/25/10	SOUTH CAROLINA	2	1	1	1.0-8	1.0-8
10/2/10	LOUISIANA-MONROE	3	3	0	2.0-8	1.0-5
10/9/10	at Kentucky	0	0	0	0.0-0	0.0-0
10/16/10	ARKANSAS	0	0	0	0.0-0	0.0-0
10/23/10	LSU	0	0	0	0.0-0	0.0-0
10/30/10	at Ole Miss	2	2	0	1.0-4	0.0-0
11/6/10	* CHATTANOOGA	0	0	0	0.0-0	0.0-0
11/13/10	GEORGIA	1	1	0	0.0-0	0.0-0
11/26/10	at Alabama	1	0	1	0.0-0	0.0-0
12/4/10	South Carolina (SECCG)	2	2	0	0.0-0	0.0-0

Atlanta Journal-Constitution Super Southern 100 ... Ranked No. 74 on the Mobile Press-Register's Super Southeast 120 ... Ranked 172nd on the Rivals.com Rivals250 ... Ranked third nationally among tight ends and 11th on the Georgia Postseason Top 75 by Rivals.com ... Ranked as the tight end with the nation's best hands by Rivals.com ... Listed as the nation's No. 6 tight end by ESPN.com/Scouts, Inc. ... Ranked as the nation's No. 8 tight end by Scout.com ... Listed as the country's No. 11 tight end and the No. 11 player from Georgia by SuperPrep ... Named a PrepStar All-American.

PERSONAL — Born June 1, 1991 ... Son of Mike and Mary Lutzenkirchen ... Major: Radio/Television/Film.

LUTZENKIRCHEN'S CAREER RECEIVING STATS

YEAR	G/GS	NO	YDS	AVG	TD	LP/OPPONENT
2009	13/1	5	66	13.2	2	21/Furman
2010	12/4	13	137	10.5	5	26/ULM
Totals	25/5	18	203	11.3	7	26/ULM

LUTZENKIRCHEN'S CAREER GAME HIGH STATS

	No.	Opponent	Date
Receptions	4	ULM	10/2/10
Rec. Yards	41	ULM	10/2/10
Rec. TDs	2	Georgia	11/13/10

LUTZENKIRCHEN'S GAME-BY-GAME RECEIVING STATS

DATE	OPPONENT	REC	YDS	AVG	TD	TD REC
9/5/09	LOUISIANA TECH	0	0	0.0	0	--
9/12/09	MISSISSIPPI STATE	1	13	13.0	1	13
9/19/09	WEST VIRGINIA	0	0	0.0	0	--
9/26/09	BALL STATE	1	14	14.0	0	--
10/3/09	at Tennessee	0	0	0.0	0	--
10/10/09	at Arkansas	0	0	0.0	0	--
10/17/09	KENTUCKY	0	0	0.0	0	--
10/24/09	at LSU	2	18	9.0	1	1
10/31/09	OLE MISS	0	0	0.0	0	--
11/7/09	* FURMAN	1	21	21.0	0	--
11/14/09	at Georgia	0	0	0.0	0	--
11/27/09	ALABAMA	0	0	0.0	0	--
11/1/10	Northwestern (Outback)	0	0	0.0	0	--

DATE	OPPONENT	REC	YDS	AVG	TD	TD REC
9/4/10	ARKANSAS STATE	0	0	0.0	0	--
9/9/10	at Mississippi State	0	0	0.0	0	--
9/18/10	CLEMSON	0	0	0.0	0	--
9/25/10	* SOUTH CAROLINA	3	22	7.3	1	7
10/2/10	LOUISIANA-MONROE	4	41	13.7	1	26
10/9/10	* at Kentucky	1	12	12.0	0	--
10/16/10	ARKANSAS	0	0	0.0	0	--
10/23/10	* LSU	1	6	6.0	0	--
10/30/10	at Ole Miss	0	0	0.0	0	--
11/6/10	CHATTANOOGA			DID NOT PLAY		
11/13/10	GEORGIA	2	31	15.5	2	18, 13
11/26/10	* at Alabama	1	7	7.0	1	7
12/4/10	South Carolina (SECCG)	1	18	18.0	0	--



PHILIP #43
LUTZENKIRCHEN TE

6-4 • 258 • So. • 1L
Marietta, Ga. (Lassiter)
Radio/Television/Film

CAREER — T-2nd in touchdowns by a TE in Auburn history with seven ... T-8th in AU history in TD catches for a freshman with two.

MISCELLANEOUS — Most letters in first and last name combined, 19, than any other Auburn football player in school history ... Joins Steve Christenberry (DB, 1983) as AU players with most letters in last name, 13.

2010 — Appeared in 12 games with four starts and totaled 13 receptions for 137 yards and five TDs ... Holds AU single-season record for touchdowns by a TE with five ... Saw playing time but did not have a reception in season opener vs. Arkansas State ... Played but did not have a catch in SEC opener at Mississippi State ... Played but did not have a catch vs. Clemson ... Earned first start, caught first pass and first TD catch of season vs. South Carolina ... Totaled three catches for 22 yards with a 7-yard TD grab that gave AU 28-27 lead in 4th quarter ... Against ULM, set career high with four catches and 41 yards with a career-long 26-yard grab ... Also had a 5-yard TD catch in second quarter ... Started and hauled in one pass for 12 yards vs. Kentucky ... Played but did not have a catch vs. Arkansas ... Started vs. LSU and hauled in one pass, a one-hand behind-the-back grab, for 6 yards ... Played vs. Ole Miss but did not have a catch before leaving in first half with injury ... Did not play vs. UTC due to injury ... Against Georgia, had two catches, both for TD's for first career multi-score game, totaling 31 yards ... TD grabs were for 18 and 13 yards ... First TD came in second quarter and tied game 21-21 ... Second score came in fourth quarter and gave AU 42-31 lead ... Against Alabama, only reception was 7-yard TD catch that gave AU a 28-27 lead with 11:55 left in game ... Only second TE in last 12 years (last coming in 2007) to have a TD reception in consecutive games ... Caught one pass for 18 yards in win over South Carolina in SEC Championship Game.

2009 — Appeared in 13 games with one start ... Totaled five catches for 22 yards and two TDs ... Saw playing time but did not record a catch in season opener vs. Louisiana Tech ... Recorded first career catch, a 13-yard TD reception from Kodi Burns, vs. Mississippi State ... Played, but did not record a catch vs. West Virginia ... Caught 14-yard pass vs. Ball State ... Against LSU, caught two passes with one for season-long 17 yards and another for 1-yard TD ... Earned first career start and had one catch for season-long of 21 yards vs. Furman ... Played, but did not have a catch in last three games of the season.

HIGH SCHOOL — High School Coach: Chip Lindsey ... As a senior, caught 72 passes for 1,000 yards and seven touchdowns ... Finished his junior season with 46 receptions for 496 yards and seven scores while adding 48 tackles, an interception and a blocked punt on defense ... Named Class 5A All-State as a senior by the Atlanta Journal-Constitution and the Georgia Sports Writers Association ... Named to the



DERRICK #97
LYKES DL

6-2 • 286 • So. • 1L
Clanton, Ala. (Chilton County)
Philosophy

2010 — Appeared in three games and totaled three tackles ... Saw first action of the season against Kentucky and tallied two tackles ... Also saw snaps vs. Chattanooga and logged one tackle ... Saw snaps vs. South Carolina in SEC Championship Game.

2009 — Appeared in 13 games ... Finished season with nine tackles, three solo and six assisted, and half a TFL ... Totaled four tackles, two solo, with first career TFL vs. Ball State ... Notched two tackles vs. Arkansas ... Had one solo tackle vs. Furman ... Logged a pair of



The Players



tackles vs. Northwestern in Outback Bowl.

2008 — Redshirted.

HIGH SCHOOL — High School Coach: Steve McCord ... Was able to play in just two games as a senior due to an ankle injury ... As a junior, totaled 75 tackles including eight sacks, forced three fumbles and returned two for touchdowns ... Also caught two touchdown passes as a tight end during his junior season ... Rated 100th defensive end in the nation by Scout.com.

PERSONAL — Born June 4, 1989 ... Son of May Lykes and Lloyd Goodwin ... Major: Philosophy.



ERIC

#60

MACK


OL

6-3 • 361 • Fr. • HS
St. Matthews, SC (Calhoun County)
Undecided

2010 — Did not play this season.

HIGH SCHOOL — High School Coach: James Stokes ... Ranked No. 78 in the ESPN 150 ... No. 2-rated offensive guard by ESPN.com/Scouts Inc. ... Rated the No. 6 offensive guard and the No. 10 prospect in South Carolina by Rivals.com ... No. 10-ranked offensive guard by Scout.com ... No. 7-ranked offensive guard/center by Tom Lemming on Maxpreps.com ... Named an All-American, the No. 4 offensive lineman and the No. 2 player in South Carolina by SuperPrep ... Named to the PrepStar All-American team ... Member of the 2009 Associated Press All-State Team ... Was a participant in the 2010 Under Armour All-American game ... Selected to play in South Carolina's North-South All-Star game ... No. 50 on the Mobile Press Register's Super Southeast 120.

PERSONAL — Born Aug. 9, 1991 ... Son of Wynette Sellers ... Major: Undecided.



ONTERIO

#23

McCALEBB

RB

5-10 • 171 • So. • 1L
Fort Meade, Fla. (Hargrave Military Academy)
Liberal Arts

CAREER — Became the first AU freshman to ever rush for 100 yards or more in his first two games ... Is just the fourth AU freshman to rush for 100 yards or more in any two consecutive games (Carnell Williams in 2001, Darrell Williams in 1989 and Ron O'Neal in (1981) ... T-10th in rushing yardage for a freshman in AU history ... Became sixth AU freshman to rush for 500 yards in a season ... Has five TD runs of 48 yards or longer.

2010 — Appeared in 13 games with three starts ... Third on team in rushing yards (733) and second in rushing TDs (9) ... Started season opener vs. Arkansas State and rushed for 76 yards on nine carries with a long run of 35 yards ... In SEC opener at Mississippi State, led all running backs with 68 rushing yards on 12 carries ... Against Clemson, put up season-high 81 yards on 10 carries including a 12-yard TD run ... The TD run was AU's first TD of game and first for McCalebb this season ... Rushed for 55 yards on seven carries vs. South Carolina ... Also returned two KO's for 38 yards with a long of 21 yards ... Against ULM, in limited action rushed four times for 56 yards with a career-long 50-yard TD run on second play of the game ... Started vs. Kentucky and hauled in one pass for season-long 23 yards ... Also rushed five times for 9 yards vs. UK ... Against Arkansas, rushed for 29 yards on four carries with a 13-yard TD and set a career best with a 99-yard kickoff return ... The 99-yard return was tied for sixth longest in AU history ... Against LSU, had game-winning 70-yard TD run with 5:05 left in game ... The 70-yard score was career long run ... Had 134 all-purpose yards with 84 rushing yards on four carries, one reception for 17 yards

and one KO return for 33 yards ... Against Ole Miss, rushed for 99 yards on nine carries including a 68-yard TD run in first quarter that gave AU 14-7 lead ... Against UTC, had just two carries in limited snaps and totaled 55 yards with one TD ... Scoring run came from 49 yards out and was fourth TD of 49 yards or longer this season ... Against Georgia, scored career-best three TD's and rushed for 71 yards on 12 carries ... TD's came on runs of 4, 2 and 4 yards and marked fifth consecutive game with a TD ... Against Alabama, led AU with 112 all-purpose yards gaining a team-best 50 yards rushing on eight carries and 24 yards receiving on two catches ... Also returned two KO's for 38 yards with a long of 25 yards ... In SEC Championship Game vs. South Carolina, totaled 61 all-purpose yards with one touchdown ... Hauled in first career receiving touchdown on 12-yard pass for first score of game ... Also rushed three times for 30 yards with a long run of 22 yards ... Returned one kickoff for 19 yards.

2009 — Named SEC Freshman of the Week (9/7) ... Appeared in 11 games with two starts ... Totaled 565 yards rushing with four TDs ... Became first freshman RB since Bo Jackson (1982) to rush for 100 yards in a season opener with 148 yards vs. Louisiana Tech ... Also had one TD vs. Tech, scoring on a 3-yard run ... Also returned two kickoffs for 49 yards vs. Tech ... Started at TB vs. Mississippi State and recorded second consecutive 100-yard rushing effort, going for 114 yards on 16 carries ... Also returned four kickoffs for 81 yards vs. Mississippi State ... Rushed for 20 yards on eight carries vs. West Virginia ... Also returned two kickoffs for 32 yards, with long of 16 yards vs. WVA ... Against Ball State, led Tigers with 83 yards rushing on eight carries and scored from 1-yard out in second quarter ... Had season-long run of 62 yards to set up TD run ... Did not play in second half vs. Ball State due to injury ... Accumulated 204 all-purpose yards against Tennessee ... Rushed 13 times for 51 yards, hauled in a season-high with three receptions and 62 yards and piled up 91 kickoff return yards on a pair of returns ... Against Arkansas, scored on a 3-yard run and accounted for 42 total yards ... Against Kentucky, rushed for 22 yards on seven carries and caught one pass for 2 yards ... Saw limited time vs. LSU due to injury, rushing just three times for 3 yards ... Did not play vs. Ole Miss and Furman due to injury ... Started vs. Georgia, rushing 11 times for 60 yards with a long run of 20 yards ... Against Alabama, rushed five times for 23 yards ... Rushed for 18 yards on six carries vs. Northwestern in Outback Bowl.

PREP SCHOOL — Prep School Coach: Robert Prunty ... Spent the 2008 season at Hargrave Military Academy, where he rushed for 755 yards and four touchdowns in eight games ... Also returned a kick 95 yards for a score, a punt 96 yards for a touchdown and scored on a 68-yard screen pass ... Rated by Rivals.com as the No. 1 prep school running back prospect in the country and No. 4 overall ... One of just four prep school running backs to receive four stars by Scout.com.

HIGH SCHOOL — High School Coach: Mike Hayde ... As a senior, recorded 1,995 yards rushing and 27 touchdowns ... Also had 11 receptions for 300 yards ... Had two kicks returned for scores ... As a junior, rushed for 1,500 yards and 25 touchdowns ... Also had 500 yards receiving and six touchdowns ... Named to All-Southeast Region team by PrepStar ... Ranked the 34th player in the SuperPrep Florida 111 ... Named to Florida Super 75 by Jacksonville Times Union ... Named to Orlando Sun Sentinel Top 10 in Florida ... Ranked the 38th best running back in the nation by Scout.com.

PERSONAL — Born Aug. 10, 1989 ... Son of Derrick Baker and Staphisa McMillian ... Major: Liberal Arts.

McCALEBB'S CAREER RUSHING STATS

YEAR	G/GS	NO	YDS	AVG	TD	LP/OPPONENT
2009	11/2	105	565	5.4	4	62/Ball State
2010	13/3	89	763	8.6	9	70/LSU
Totals	24/5	194	1328	6.8	13	70/LSU

McCALEBB'S CAREER RECEIVING STATS

YEAR	G/GS	NO	YDS	AVG	TD	LP/OPPONENT
2009	11/2	6	58	9.7	0	24/Tennessee
2010	13/3	5	76	15.2	1	23/Kentucky
Totals	24/5	11	134	12.2	1	24/Tennessee

McCALEBB'S CAREER GAME HIGH STATS

	No.	Opponent	Date
Rush Attempts	22	Louisiana Tech	9/5/09
Rush Yards	148	Louisiana Tech	9/5/09
Rush TDs	3	Georgia	11/13/10
Receptions	3	Tennessee	10/3/09
Rec. Yards	62	Tennessee	10/3/09
Rec. TDs	1	South Carolina (SECCG)	12/4/10



The Players



McCALEBB'S GAME-BY-GAME RUSHING STATS

DATE	OPPONENT	ATT	YDS	Avg.	TD	TD Runs
9/5/09	LOUISIANA TECH	22	148	6.7	1	3
9/12/09	* MISSISSIPPI STATE	16	114	7.1	1	48
9/19/09	WEST VIRGINIA	8	20	2.5	0	--
9/26/09	BALL STATE	8	83	10.4	1	1
10/3/09	at Tennessee	13	51	3.9	0	--
10/10/09	at Arkansas	6	23	3.8	1	3
10/17/09	KENTUCKY	7	22	3.1	0	--
10/24/09	at LSU	3	3	1.0	0	--
10/31/09	OLE MISS			DID NOT PLAY		
11/7/09	FURMAN			DID NOT PLAY		
11/14/09	* at Georgia	11	60	5.5	0	--
11/27/09	ALABAMA	5	23	4.6	0	--
1/1/10	Northwestern (Outback)	6	18	3.0	0	--

DATE	OPPONENT	ATT	YDS	Avg.	TD	TD Runs
9/4/10	* ARKANSAS STATE	9	76	8.4	0	--
9/9/10	at Mississippi State	12	68	5.7	0	--
9/18/10	CLEMSON	10	81	8.1	1	12
9/25/10	SOUTH CAROLINA	7	55	7.9	0	--
10/2/10	LOUISIANA-MONROE	4	56	14.0	1	50
10/9/10	* at Kentucky	5	9	1.8	0	--
10/16/10	ARKANSAS	4	29	7.2	1	13
10/23/10	LSU	4	84	21.0	1	70
10/30/10	* at Ole Miss	9	99	11.0	1	68
11/6/10	CHATTANOOGA	2	55	27.5	1	49
11/13/10	GEORGIA	12	71	5.9	3	4, 2, 4
11/26/10	at Alabama	8	50	6.2	0	--
12/4/10	South Carolina (SECCG)	3	30	10.0	0	--

McCALEBB'S GAME-BY-GAME RECEIVING STATS

DATE	OPPONENT	REC	YDS	AVG	TD	TD REC
9/5/09	LOUISIANA TECH	0	0	0.0	0	--
9/12/09	* MISSISSIPPI STATE	0	0	0.0	0	--
9/19/09	WEST VIRGINIA	0	0	0.0	0	--
9/26/09	BALL STATE	1	-3	-3.0	0	--
10/3/09	at Tennessee	3	62	30.7	0	--
10/10/09	at Arkansas	0	0	0.0	0	--
10/17/09	KENTUCKY	1	2	2.0	0	--
10/24/09	at LSU	0	0	0.0	0	--
10/31/09	OLE MISS			DID NOT PLAY		
11/7/09	FURMAN			DID NOT PLAY		
11/14/09	* at Georgia	1	-3	-3.0	0	--
11/27/09	ALABAMA	0	0	0.0	0	--
1/1/10	* Northwestern (Outback)	0	0	0.0	0	--

DATE	OPPONENT	REC	YDS	AVG	TD	TD REC
9/4/10	* ARKANSAS STATE	0	0	0.0	0	--
9/9/10	at Mississippi State	0	0	0.0	0	--
9/18/10	CLEMSON	0	0	0.0	0	--
9/25/10	SOUTH CAROLINA	0	0	0.0	0	--
10/2/10	LOUISIANA-MONROE	0	0	0.0	0	--
10/9/10	* at Kentucky	1	23	23.0	0	--
10/16/10	ARKANSAS	0	0	0.0	0	--
10/23/10	LSU	1	17	17.0	0	--
10/30/10	* at Ole Miss	0	0	0.0	0	--
11/6/10	CHATTANOOGA	0	0	0.0	0	--
11/13/10	GEORGIA	0	0	0.0	0	--
11/26/10	at Alabama	2	24	12.0	0	--
12/4/10	South Carolina (SECCG)	1	12	12.0	1	12

McCALEBB'S GAME-BY-GAME ALL-PURPOSE YARDS

DATE	OPPONENT	REC - TDs	RUSH - TDs	KO - TDs	TOTAL - TDs
9/5/09	LOUISIANA TECH	0 - 0	148 - 1	49 - 0	197 - 1
9/12/09	* MISSISSIPPI STATE	0 - 0	114 - 1	81 - 0	195 - 1
9/19/09	WEST VIRGINIA	0 - 0	20 - 0	32 - 0	52 - 0
9/26/09	BALL STATE	-3 - 0	83 - 0	0 - 0	80 - 0
10/3/09	at Tennessee	62 - 0	51 - 0	91 - 0	204 - 0
10/10/09	at Arkansas	0 - 0	23 - 1	19 - 0	42 - 1
10/17/09	KENTUCKY	2 - 0	22 - 0	0 - 0	24 - 0
10/24/09	at LSU	0 - 0	3 - 0	0 - 0	3 - 0
10/31/09	OLE MISS			DID NOT PLAY	
11/7/09	FURMAN			DID NOT PLAY	
11/14/09	at Georgia	-3 - 0	60 - 0	0 - 0	57 - 0
11/27/09	ALABAMA	0 - 0	23 - 0	0 - 0	23 - 0
1/1/10	Northwestern (Outback)	0 - 0	18 - 0	0 - 0	18 - 0

DATE	OPPONENT	REC - TDs	RUSH - TDs	KO - TDs	TOTAL - TDs
9/4/10	* ARKANSAS STATE	0 - 0	76 - 0	0 - 0	76 - 0
9/9/10	at Mississippi State	0 - 0	68 - 0	0 - 0	68 - 0
9/18/10	CLEMSON	0 - 0	81 - 1	0 - 0	81 - 1
9/25/10	SOUTH CAROLINA	0 - 0	55 - 0	38 - 0	93 - 0
10/2/10	LOUISIANA-MONROE	0 - 0	56 - 1	0 - 0	56 - 1
10/9/10	* at Kentucky	23 - 0	9 - 0	0 - 0	32 - 0
10/16/10	ARKANSAS	0 - 0	29 - 1	99 - 0	128 - 1
10/23/10	LSU	17 - 0	84 - 1	33 - 0	134 - 1
10/30/10	* at Ole Miss	0 - 0	99 - 1	0 - 0	99 - 1
11/6/10	CHATTANOOGA	0 - 0	55 - 1	0 - 0	55 - 1
11/13/10	GEORGIA	0 - 0	71 - 3	0 - 0	71 - 0
11/26/10	at Alabama	24 - 0	50 - 0	38 - 0	112 - 0
12/4/10	South Carolina (SECCG)	12 - 1	30 - 0	19 - 0	61 - 1



DEMETRUC

#12

McNEAL

DB

6-1 • 176 • Fr. • HS
College Park, Ga. (Banneker)
Human Sciences

2010 — Appeared in 12 games and totaled 23 tackles ... Saw playing time in season opener vs. Arkansas State but did not record a tackle ... In SEC opener at Mississippi State, recorded one solo tackle ... Played primarily on special teams vs. Clemson and did not have a tackle ... Totaled a season-best four tackles, all solo, vs. South Carolina ... Did not play vs. ULM ... Against Kentucky, recorded three tackles with a pair of assisted stops ... Had a pair of tackles vs. Arkansas ... Had one solo tackle vs. LSU ... Recorded first career forced fumble vs. Ole Miss but did not have a tackle ... Against UTC, recorded season-high five tackles with three solo stops ... Had one PBU vs. Georgia but did not have a tackle ... Totaled one solo tackle vs. Alabama ... Registered two tackles on special teams in win over South Carolina in SEC Championship Game ... All 23 tackles have come on special teams, which leads team for special teams stops.

HIGH SCHOOL — High School Coach: Ed Gosa ... Averaged nine tackles per game as a senior, had four forced fumbles and returned a fumble for a TD ... On offense, scored four touchdowns as a senior ... No. 57-rated safety and the No. 70 prospect in Georgia by Rivals.com ... No. 31-ranked safety by Scout.com ... Ranked 94th among safeties by ESPN.com/Scouts, Inc. ... Named to the PrepStar All-American team ... Ranked as the No. 63 player in Georgia by SuperPrep ... Selected to the 2009 4A All-State Team by the Georgia Sports Writers Association ... Had 104 tackles as a senior ... Two-time selection to the Region 5-AAAA First Team.

PERSONAL — Born July 22, 1992 ... Son of Shundon Glass ... Major: Human Sciences.

McNEAL'S CAREER DEFENSIVE STATS

YEAR	G/GS	TT	UT	AT	TFL-YDS	QBS-YDS	FF/FR	PD	I/YDS
2010	12/0	23	16	7	0.0-0	0.0-0	1/0	1	0/0

McNEAL'S GAME-BY-GAME DEFENSIVE STATS

DATE	OPPONENT	TT	UT	AT	PD	INT-YDS
9/4/10	ARKANSAS STATE	0	0	0	0	0-0
9/9/10	at Mississippi State	1	1	0	0	0-0
9/18/10	CLEMSON	0	0	0	0	0-0
9/25/10	SOUTH CAROLINA	4	4	0	0	0-0
10/2/10	LOUISIANA-MONROE					DID NOT PLAY
10/9/10	at Kentucky	3	1	2	0	0-0
10/16/10	ARKANSAS	2	1	1	0	0-0
10/23/10	LSU	1	1	0	0	0-0
10/30/10	at Ole Miss	0	0	0	0	0-0
11/6/10	CHATTANOOGA	5	3	2	0	0-0
11/13/10	GEORGIA	0	0	0	1	0-0
11/26/10	at Alabama	1	1	0	0	0-0
12/4/10	South Carolina	2	1	1	0	0-0



The Players



MIKE McNEIL

#26

S

6-2 • 208 • Jr. • 2L
Mobile, Ala. (W.P. Davidson)
Communications

2010 — Appeared in 13 games with six starts and totaled 42 tackles ... Saw playing time in season opener vs. Arkansas State and recorded a pair of solo tackles with one PBU ... Recorded a pair of tackles in SEC opener at Mississippi State ... Totaled two tackles, one solo, vs. Clemson ... Had two QB hurries with one tackle vs. South Carolina ... Against ULM, totaled three tackles, all solo, in limited snaps ... Recorded three tackles vs. Kentucky with two solo ... Had five tackles, all solo, vs. Arkansas ... Had first start of season vs. LSU and totaled five tackles with three solo stops ... Against Ole Miss, started and registered a season-best six tackles ... Started vs. UTC but did not have a tackle ... Against Georgia, totaled three tackles with a pair of solo stops ... Started vs. Alabama and totaled five tackles with four solo stops ... Part of AU defense that limited Alabama to 67 yards total offense in second half ... In SEC Championship Game vs. South Carolina, totaled five tackles, two solo, with one PBU.

2009 — Did not play due to injury.

2008 — Finished 26th in SEC in tackles per game (5.4) ... Started every game at safety ... Finished second on team with 65 tackles and a team-high 42 solo stops ... Also had 3.0 TFLs for minus 9 yards and 1.0 sacks for minus 4 yards ... Made first career start in season opener vs. Louisiana-Monroe, but did not record a tackle ... Registered six tackles, two solo, against Southern Miss ... Recorded first career sack (minus 4 yards) in win at Mississippi State ... Finished with two solo tackles vs. MSU ... Tied for team lead with eight tackles, seven solo, vs. LSU ... Also had one TFL for minus 3 yards vs. LSU ... Third on team in tackles vs. Tennessee with five stops, two solo ... Tied career-best and led team with nine tackles, six solo, against Vanderbilt ... Tied career-best with nine tackles, five solo, vs. Arkansas ... Has 31 tackles, 20 solo, in last four games (LSU, Tennessee, Vandy, Arkansas) ... Tallied one TFL for minus 2 yards and had four tackles, three solo, vs. West Virginia ... Registered five tackles, three solo, vs. Ole Miss ... Recovered one fumble, broke up two passes and tallied six tackles, five solo, vs. UT Martin ... Against Georgia, totaled six tackles with three solo stops ... Blocked a PAT attempt and recorded five total tackles, four solo, vs. Alabama.

2007 — Led team with 15 special teams tackles ... 15 of 35 tackles (43 percent) came on special teams ... Had 22 solo tackles ... Recorded a special teams tackle in first six games, including two each against Florida and Vanderbilt ... Considerable action against South Florida, tallying a career-best nine tackles, which tied for fourth best on team ... Also had a half TFL against the Bulls ... Had two tackles against Mississippi State and New Mexico State ... Three tackles against Florida, including two on special teams ... Four tackles versus Vanderbilt, including two on special teams ... Had six tackles, four solo, vs. Tennessee Tech ... Had one tackle vs. Clemson in the Chick-fil-A Bowl.

HIGH SCHOOL — High School Coach: Fred Riley ... Totaled 90 tackles, two sacks, three interceptions and one forced fumble in his senior season ... Made 81 tackles, four picks and added two sacks as a junior ... Named to the 6A All-State team by the Alabama Sports Writers Association ... Listed as No. 1 prospect in state of Alabama by the *Birmingham News* ... Ranked the No. 8 safety recruit, the third overall prospect in Alabama and the 86th overall recruit in the nation by Rivals.com ... Ranked the No. 1 safety prospect in the nation and the eighth overall recruit by Espn.com ... Named a *PrepStar* "Dream Team" recruit and the No. 10 defensive back in the *PrepStar* 100 ... Ranked No. 95 in the Scout Hot 100 ... Selected to play in the Offense-Defense All-American Bowl after his senior season ... Named a member of the *Orlando Sentinel's* All-Southern Team and the *Atlanta Journal-Constitution's* Super Southern 100 ... Rated the No. 1 Alabama prospect in the *Mobile Press-Register's* Elite 18 and the sixth overall recruit on the Register's Super Southeast 120 list ... Played in the AHSAA North/South All-Star game as a junior.

PERSONAL — Born March 2, 1989 ... Son of Melodie Campbell ... Lives with grandparents Clifton and Ruby McNeil ... Major: Communications.

McNEIL'S CAREER DEFENSIVE STATS

YEAR	G/GS	TT	UT	AT	TFL-YDS	QBS-YDS	FF/FR	PD	I/YDS
2007	13/0	35	22	13	0.5-1	0.0-0	0/0	0	0/0
2008	12/12	65	42	23	3.0-9	1.0-4	0/1	2	0/0
2009					DID NOT PLAY--INJURED				
2010	13/6	42	27	15	0.0-0	0.0-0	0/0	2	0/0
Totals	38/18	142	91	51	3.5-10	1.0-4	0/1	4	0/0

McNEIL'S CAREER GAME HIGH STATS

	No.	Opponent	Date
Tackles	9	3x (last vs. Arkansas)	10/11/08

McNEIL'S GAME-BY-GAME DEFENSIVE STATS

DATE	OPPONENT	TT	UT	AT	PD	INT-YDS
9/1/07	KANSAS STATE	1	0	1	0	0-0
9/8/07	SOUTH FLORIDA	9	4	5	0	0-0
9/15/07	MISSISSIPPI STATE	2	1	1	0	0-0
9/22/07	NEW MEXICO STATE	2	2	0	0	0-0
9/29/07	at Florida	3	3	0	0	0-0
10/6/07	VANDERBILT	4	2	2	0	0-0
10/13/07	at Arkansas	0	0	0	0	0-0
10/20/07	at LSU	5	3	2	0	0-0
10/27/07	OLE MISS	1	0	1	0	0-0
11/3/07	TENNESSEE TECH	6	4	2	0	0-0
11/10/07	at Georgia	0	0	0	0	0-0
11/24/07	ALABAMA	1	0	1	0	0-0
12/31/07	vs. Clemson (Chick-fil-A)	1	1	0	0	0-0

DATE	OPPONENT	TT	UT	AT	PD	INT-YDS
8/30/08	* LOUISIANA-MONROE	0	0	0	0	0-0
9/6/08	* SOUTHERN MISS	6	2	4	0	0-0
9/13/08	* MISSISSIPPI STATE	2	2	0	0	0-0
9/20/08	* LSU	8	7	1	0	0-0
9/27/08	* TENNESSEE	5	2	3	0	0-0
10/4/08	* at Vanderbilt	9	6	3	0	0-0
10/11/08	* ARKANSAS	9	5	4	0	0-0
10/23/08	* at West Virginia	4	3	1	0	0-0
11/1/08	* at Ole Miss	5	3	2	0	0-0
11/8/08	* TENNESSEE-MARTIN	6	5	1	2	0-0
11/15/08	* GEORGIA	6	3	3	0	0-0
11/29/08	* at Alabama	5	4	1	0	0-0

DATE	OPPONENT	TT	UT	AT	PD	INT-YDS
9/4/10	ARKANSAS STATE	2	2	0	0	0-0
9/9/10	at Mississippi State	2	0	2	0	0-0
9/18/10	CLEMSON	2	1	1	0	0-0
9/25/10	SOUTH CAROLINA	1	0	1	0	0-0
10/2/10	LOUISIANA-MONROE	3	3	0	0	0-0
10/9/10	at Kentucky	3	2	1	0	0-0
10/16/10	ARKANSAS	5	5	0	0	0-0
10/23/10	* LSU	5	3	2	0	0-0
10/30/10	* at Ole Miss	6	3	3	0	0-0
11/6/10	* CHATTANOOGA	0	0	0	0	0-0
11/13/10	* GEORGIA	3	2	1	0	0-0
11/26/10	* at Alabama	5	4	1	0	0-0
12/4/10	South Carolina (SECCG)	5	2	3	0	0-0



The Players



IKEEM MEANS #16 DB

6-0 • 204 • So. • 1L
Wetumpka, Ala. (Brewer)
Pre-Engineering

2010 — Appeared in 13 games primarily on special teams and totaled nine tackles ... Saw playing time but did not record a tackle in season opener vs. Arkansas State ... Registered a pair of solo tackles in SEC opener at Mississippi State ... Played vs. Clemson but did not have a tackle ... Saw playing time vs. South Carolina ... Logged extended snaps vs. ULM but did not record a tackle ... Had one assisted tackle vs. Kentucky ... Played and tallied one tackle vs. Arkansas ... Saw playing time but did not have a tackle vs. LSU ... Totaled a pair of tackles against Ole Miss ... Had one solo tackle vs. UTC ... Saw playing time vs. UGA but did not have a tackle ... Played primarily on special teams vs. Alabama ... Totaled two solo tackles in win over South Carolina in SEC Championship Game.

2009 — Played in 12 games, primarily on special teams ... Had 10 tackles on the season, four of which came on special teams ... Tied for sixth on team in special teams tackles ... Had career-best six tackles, including four solo while seeing action in the secondary against Furman ... Six tackles versus Furman led team ... Had two stops versus Ball State and one each at Tennessee and at Georgia.

HIGH SCHOOL — High School Coach: Chad Anderson ... Player of Year for Elmore County ... Joe Sewell Award ... All-County ... All-Metro ... All-metro basketball, all-county basketball.

PERSONAL — Born on Sept. 20, 1990 ... Son of Patricia Means ... Major: Pre-Engineering.

MEAN'S CAREER DEFENSIVE STATS

YEAR	G/GS	TT	UT	AT	TFL-YDS	QBS-YDS	FF/FR	PD	I/YDS
2009	12/0	10	6	4	0.0-0	0.0-0	0/0	0	0/0
2010	13/0	9	6	3	0.0-0	0.0-0	0/0	0	0/0
Totals	25/0	19	12	7	0.0-0	0.0-0	0/0	0	0/0

MEAN'S GAME-BY-GAME DEFENSIVE STATS

DATE	OPPONENT	TT	UT	AT	PD	INT-YDS
9/4/10	ARKANSAS STATE	0	0	0	0	0-0
9/9/10	at Mississippi State	2	2	0	0	0-0
9/18/10	CLEMSON	0	0	0	0	0-0
9/25/10	SOUTH CAROLINA	0	0	0	0	0-0
10/2/10	LOUISIANA-MONROE	0	0	0	0	0-0
10/9/10	at Kentucky	1	0	1	0	0-0
10/16/10	ARKANSAS	1	0	1	0	0-0
10/23/10	LSU	0	0	0	0	0-0
10/30/10	at Ole Miss	2	1	1	0	0-0
11/6/10	CHATTANOOGA	1	1	0	0	0-0
11/13/10	GEORGIA	0	0	0	0	0-0
11/26/10	at Alabama	0	0	0	0	0-0
12/4/10	South Carolina (SECCG)	2	2	0	0	0-0



ANTHONY MORGAN #8 DB

5-9 • 185 • So. • 1L
Brantley, Ala. (Brantley)
Liberal Arts

2010 — Appeared in eight games and totaled eight tackles ... Saw limited snaps at defensive back in season opener vs. Arkansas State ... Played in SEC opener at Mississippi State but did not register a tackle ... Played, but did not have a tackle vs. Clemson ... Did not play vs. South Carolina ... Against ULM, saw extended playing time and recorded career-high with six tackles, with five solo stops, and first career forced fumble ... Also played WR vs. ULM but did not have a catch ... Did not play vs. Kentucky ... Played but did not have a tackle vs. Arkansas ... Did not play vs. LSU ... Did not play vs. Ole Miss ... Had a pair of tackles vs. UTC and returned one kickoff 52 yards ... Also rushed twice for 7 yards ... Saw snaps vs. South Carolina in SEC Championship Game.

2009 — Appeared in 11 games ... Saw game time, returning one punt, in season opener vs. Louisiana Tech ... Returned two punts for 24 yards with a long of 17 yards vs. West Virginia ... Fielded a pair of punts and returned one kickoff for 24 yards vs. Ball State ... Saw time vs. LSU ... Against Furman, led all rushers with 77 yards on five carries and scored a pair of TD's, the first from 13 yards out and the second from 50 yards out ... Saw playing time vs. Georgia but did not have a reception ... Saw limited time vs. Alabama and against Northwestern in Outback Bowl.

HIGH SCHOOL — High School Coach: David Lowery ... As a senior, had 58 rushes for 1,162 yards and 18 touchdowns and caught 17 passes for 543 yards and nine scores ... Also returned six kickoffs for 244 yards and two scores and returned five punts for 203 yards and two touchdowns ... Defensively as a senior, had 48 solo tackles, nine sacks, two interceptions and a fumble recovery ... As a junior, rushed for 1,604 yards on 167 carries with 18 touchdowns, and had 11 catches for 173 yards and four scores ... Completed 8-of-12 passing for 127 yards with four touchdowns during junior season ... Also returned five kickoffs for 158 yards and a touchdown and 11 punts for 432 yards and three scores as a junior.

PERSONAL — Born Sept. 8, 1990 ... Major: Liberal Arts.

MORGAN'S CAREER DEFENSIVE STATS

YEAR	G/GS	TT	UT	AT	TFL-YDS	QBS-YDS	FF/FR	PD	I/YDS
2010	7/0	8	6	2	0.0-0	0.0-0	1/0	0	0/0



CLINT MOSELEY #15 QB

6-2 • 223 • RFr. • RS
Leroy, Ala. (Leroy)
Curriculum & Teaching

2010 — Appeared in one game but has not attempted a pass ... In first collegiate game, saw limited snaps vs. ULM but did not have a pass attempt ... Rushed two times for 8 yards with a long run of 5 yards vs. ULM.

2009 — Redshirted.

HIGH SCHOOL — High School Coach: Danny Powell ... Named Alabama's Mr. Football as a senior by the Alabama Sports Writers Association, as well as to the Class 2A All-State team and the Class 2A Back of the Year ... Led Leroy to a 15-0 record and its third straight state championship, earning MVP honors in the title game ... Completed 209-of-313 passes for 3,758 yards and 35 touchdowns, and rushed for 670 yards and 15 scores on 119 carries ... Also served as the team's kicker, making 23-of-29 extra points and a field goal on his only attempt, while punting



The Players



18 times for 610 yards (33.9 average) and a long of 54 ... During his sophomore season, completed 100-of-168 passes for 1,531 yards and 20 touchdowns and rushed for 512 yards and 10 scores on 62 carries while taking team to its first state title ... Named to the Orlando Sentinel's 2008 All-Southern football team ... Ranked 19th nationally among dual-threat quarterbacks and 31st on the Alabama Postseason Top 40 by Rivals.com ... Ranked as the nation's No. 79 quarterback by Scout.com ... Listed as the nation's No. 108 quarterback by ESPN.com/Scouts, Inc. ... Ranked No. 23 on the Birmingham News' Super Seniors list ... Listed as the No. 28 player from Alabama by SuperPrep.

PERSONAL — Born Dec. 26, 1990 ... Son of Dean and Sharon Moseley ... Major: Curriculum & Teaching.



CAMERON NEWTON

#2
QB

6-6 • 250 • Jr. • JC
College Park, GA (Westlake HS/Florida/Blinn JC)
Sociology

CAREER — Became Auburn's third Heisman Trophy winner, joining QB Pat Sullivan ('71) and RB Bo Jackson ('85) ... Auburn's first Maxwell Award winner and first Davey O'Brien winner ... Third Auburn player win Walter Camp National Player of the Year (Sullivan, Jackson) ... The second player in NCAA FBS history to total 20 rushing and 20 passing touchdowns in a single season (Tim Tebow, 2007) ... Became the first player in SEC history and the eighth different player in NCAA history to reach totals of 2,000 yards passing and 1,000 yards rushing in a single season ... Has five of the top 51 rushing performances in AU history ... AU single-season record holder for TD responsibility (49) ... Holds the SEC single-season rushing record for a QB (1,409) ... Holds AU single-season record of 20 rushing TD's ... Only player in AU history to rush for 170 yards or more in four consecutive SEC games ... Second player in AU history to rush for 170 or more yards five times in a season, joining Bo Jackson who accomplished the feat in 1985 ... Only QB in AU history to throw for at least two TD's in first five games of a season ... Second QB in AU history to record more than one 100-yard rushing effort in a career ... The 171 rushing yards was most by an AU player in their debut since RB Rudi Johnson rushed for 174 yards vs. Wyoming in 2000 ... The 71-yard rushing TD vs. Arkansas State was longest run from scrimmage for AU since 2005 and was the third-longest TD run in school history by a QB and longest since 1976 ... The 357 yards total offense was most in season opener by an AU player since QB Patrick Nix's 369 yards in 1995 ... Set AU record, along with WR Emory Blake, for longest play from scrimmage with a 94-yard TD pass vs. ULM (10/2/10) ... Just the second player in the SEC in the last 10 years to have four or more 170-yard rushing performances in a season (Darren McFadden, ARK, 2006 [4]; Darren McFadden, ARK, 2007 [4]) ... First player in AU history to rush for three TD's in three consecutive SEC games ... Second player in AU history to rush for three TD's in consecutive games since Joe Cribbs in 1979 ... Posted the 19th 1,000 yard rushing season in AU history ... His 1,409 rushing yards ranks as 3rd best total in AU history for a single-season ... His 3,998 yards total offense is the most in a single season in AU history ... His 28 passing TD's are the most in a single season in AU history ... Became third player in AU history to record a TD passing, rushing and receiving in a season, joining Carnell Williams (2004) and Kodi Burns (2009) ... Is 2nd in SEC single-season record book for TD responsibility (49) ... Has scored 21 touchdowns (20 rushing and one receiving), giving him 126 points scored this season, which set a new Auburn single season record for most points scored in a single season.

2010 — **Winner of 76th Heisman Trophy** ... **Davey O'Brien Award** winner (nation's top QB) ... **Maxwell Award** winner (nation's top player) ... **Coaches' SEC Offensive Player of the Year** ... **Associated Press SEC Offensive Player of the Year** ... **Rivals.com National Player of the Year** ... **Walter Camp National Player of the Year** ... **Walter Camp All-America Team** ... **Sporting News National Player of the Year** and **First-Team All-America** ... **SI.com First-Team All-America** ... **Associated Press First-Team All-America** ... **CBSsports.com First-Team All-America** ... **Rivals.com First-Team All-America** ... **Named AFCA Coaches' All-America** ... **Coaches' First-Team All-SEC** ... **Associated Press Unanimous First-Team All-SEC** ... **ESPN.com All-SEC** ... **Phil Steel First-Team All-SEC** ... **SEC Championship Game Offensive MVP** ... **Davey O'Brien Award Finalist** ... **Phil Steele's Midseason All-America First-Team** ... **CBSsports.com Midseason All-America** ... **Manning Award Watch List** ... **Maxwell Award finalist** ... **Paul Hornung Most Versatile Performances of the Week (12/4)** ... **SEC Offensive Player of the Week (11/26-27)** ... **Rivals.com SEC Player of the Week (11/26-27)** ... **SEC Offensive Player of the Week (11/13)** ... **Rivals.com National & SEC Player of the Week (11/13)** ... **SEC Offensive Player of the Week (10/23)** ... **SEC Co-Offensive Player of the Week (10/16)** ... **Davey O'Brien National Quarterback of the Week (10/16)** ... **Rivals.com National & SEC Player of the Week (10/23)** ... **Rivals.com National Player of the Week (10/16)** ... **Walter Camp National Player of the Week (10/16)** ... **Davey O'Brien National Quarterback of the Week (9/27)** ... **SEC Offensive Player of the Week (9/25)** ... **SEC Offensive Player of the Week (9/6)** ... Only player in SEC with five 170+ yard rushing games ... Has accounted for five TD's in a game four times (Arkansas State, USC, UTC, SEC Championship Game) ... In season opener vs. Arkansas State, rushed for 171 yards, accounted for five TD's and amassed 357 yards total offense ... Connected on 9-



BRANDON MOSLEY

#75
OL

6-6 • 299 • Jr. • JC
Jefferson, GA (Coffeyville [KS]/Jefferson HS)
Public Administration

2010 — Appeared in 13 games, starting the last 10 consecutive ... Part of o-line that has allowed 21 sacks in 261 pass attempts this season ... Saw playing time in season opener vs. Arkansas State as o-line paved way for 608 yards total offense for Tigers ... Registered extensive playing time in SEC opener at Mississippi State at left tackle, filling in for injured Lee Ziembra ... Helped Tigers rush for 190 yards vs. MSU ... Played vs. Clemson, helping Tigers rush for 221 yards and rack up 424 yards total offense ... Filled in for injured A.J. Greene and earned first career start vs. South Carolina and was part of o-line that helped Tigers roll up 334 rushing yards and 492 total yards ... Allowed just one sack in 21 pass attempts vs. USC ... Started vs. ULM and helped Tigers post third consecutive game with at least 220 yards rushing as AU rushed for 233 yards ... Tigers had just 11 negative yards rushing vs. ULM ... Against Kentucky, part of o-line did not allow a sack in 21 pass attempts and allowed just 10 negative yards in 52 rushing plays ... O-line helped Tigers rush for 311 yards, marking the third time this season AU has crossed the 300-yard rushing mark ... Against Arkansas, helped Tigers set all-time high points (65) vs. an SEC team ... Part of o-line that paved way for 330 yards rushing and allowed a pair of sacks in 15 pass attempts ... Against LSU, part of o-line that rolled up 440 yards rushing, the most ever against an LSU defense and the fifth-most by an AU team ... Against Ole Miss, helped offense rush for 343 yards and amass 572 yards total offense marking fifth time this season Tigers have surpassed 500 yards total offense ... Against UTC, helped Tigers total 628 yards offense as AU put up 41 points in first half ... AU offense averaged 11.6 yards per play and 9.8 yards per rush ... Against Georgia, helped Tigers total 463 yards of offense with 315 rushing ... Part of o-line that has helped AU score 48 points or more in six of 11 games this season ... Against Alabama, helped AU offense overcome slow start and total 332 yards of offense and score 28 points over the final three quarters ... Helped Tigers run for 118 yards in the second half ... In SEC Championship Game vs. South Carolina, helped Auburn rack up 589 yards total offense with 238 yards rushing and 351 passing ... Tigers averaged 8.3 yards per play and set SEC Championship Game record with 21 points in a quarter (first) ... Auburn also set SEC Championship Game record with 56 total points and the 39-point margin of victory ... Also part of offense that became the first AU team to ever rush for 300 yards or more in six straight SEC games.

JUNIOR COLLEGE — Junior College Coach: Darian Dulin ... In 2009 played mostly defensive end during the first half of the season and tight end the second half ... Named to the All-Jayhawk Conference team as a tight end after having 12 catches for 229 yards and two touchdowns ... Defensively recorded 35 tackles, including 4.0 for loss and 1.5 sacks.

HIGH SCHOOL — High School Coach: Bill Navas ... Named to the Class A All-State First Team as a tight end as a senior ... As a senior was also an all-region linebacker and punter, while earning all-region honors as a basketball player ... Was an all-region tight end during sophomore campaign.

PERSONAL — Born Dec. 21, 1988 ... Son of Tracy and Nancy Beckett ... Major: Public Administration.



The Players



of-14 pass attempts for 186 yards with three scoring strikes ... Had TD throws of 36, 48 and 38 yards ... Also had scoring runs of 2 and 71 yards vs. ASU ... In SEC opener vs. Mississippi State, accounted for 274 yards of total offense with 136 passing, 70 rushing and 22 receiving ... Hit 11-of-19 passes (136 yards) with a pair of TD's ... Also made first career reception, a 22-yard throwback from Kodi Burns ... His 70 yards led all rushers vs. Bulldogs ... Against Clemson, accounted for 271 total offense (203 passing/68 rushing) with a pair of TD's ... Hit 7-of-14 passes attempts for 203 yards with TD strikes of 8 and 78 yards ... The 78-yard TD pass to Terrell Zachery is tied for 11th longest pass play in AU history ... Against South Carolina, accounted for five TD's (two pass, three rush) and 334 yards total offense (176 rush, 158 pass) ... Against ULM, threw for 245 yards, hitting 14-of-19 passes with three TD's including an AU-record long play of 94 yards to Emory Blake ... Also punted one time for 22 yards vs. ULM ... Against Kentucky, rushed for then career-high 198 yards and four TD's ... His 198 rushing yards were the most by an Auburn player since 2005 when Kenny Irons rushed for 218 yards at LSU ... Accounted for 408 yards total offense, fifth most in AU history ... Hit 13-of-21 passes for 210 yards ... The four rush TD's tied AU record for most in a game by a QB (Phil Gargis vs. FSU in 1976) ... Rushed for 48 yards on 10 carries and threw for 25 yards on 3-of-4 passing to account for 73 of Auburn's 86 yards on its game-winning drive in the fourth quarter ... Against Arkansas, led all rushers with 188 yards and 25 carries and three TD's ... Hit 10-of-14 passes for 140 yards with a TD ... Against LSU, led all rushers with a career-best 217 yards on 28 carries ... Had a pair of rushing TD's, from 1-yard out in first quarter and from 49 yards out in third quarter to give AU 17-10 lead ... Also hit 10-of-16 passes for 86 yards with no turnovers ... Against Ole Miss, lined up at WR and caught 20-yard TD pass from Kodi Burns in first quarter to tie game and connected on 18-of-24 pass attempts, setting career highs for both, for 209 yards with a pair of TD's ... Also rushed 11 times for 45 yards, totaling 274 yards total offense ... Against UTC, registered 341 yards total offense with five TD's ... Threw for 317 yards on 15-of-21 passing with career-best four TD's including 80-yard TD throw and catch to Terrell Zachery ... Rushed eight times for 24 yards with one TD, a 1-yard run ... Against Georgia, recorded 299 yards total offense with four total TD's ... Hit 12-of-15 passes for 148 yards and two TD's ... Rushed for game high 151 yards on 30 carries with a pair of scores ... Against Alabama, hit 13-of-20 passes for 216 yards with three TD's and rushed for 39 yards on 22 carries with one TD ... Set single-season rushing TD record and single-season TD pass record vs. Crimson Tide ... In SEC Championship Game vs. South Carolina, named MVP after throwing for career-high 335 yards and accounting for career-best six touchdowns (4 passing, 2 rushing) ... Ran for team-high 73 yards on 14 carries to account for 408 yards total offense ... Production in the 4th quarter and one OT period this season: 62 rushes, 259 yards, 2 TD's and 22-of-30 passing (73.3 percent) for 212 yards with 7 TD's and no turnovers ... In last four games has 15 TD's, one INT and is 75-of-108 (72.5 pct.) passing for 1225 yards and a 208.82 passer efficiency rating.

JUNIOR COLLEGE — Junior College Coach: Brad Franchione ... Helped lead Blinn College to junior college to the 2009 NJCAA National Championship after passing for 2,833 yards and 22 touchdowns while rushing for 655 yards and 16 TDs ... Led the Buccaneers to an 11-1 record ... NJCAA Honorable Mention All-American ... Rated as No. 1 QB (high school or junior college) by Rivals.com and is the only five-star QB according to Rivals ... No. 1 overall JUCO prospect by Rivals ... Four-star prospect by Scout.com.

2008 (FLORIDA) — Redshirted ... Action in season opener versus Hawaii, rushing for 10 yards and a TD on five carries, while connecting on 1-of-2 passes for 14 yards.

2007 (FLORIDA) — Saw extensive playing time in five games during versus Western Kentucky, Troy, Tennessee, Vanderbilt and Florida Atlantic ... Rushed for 103 yards on just 16 carries, scoring three touchdowns on the ground ... Completed five passes in 10 attempts for 40 yards ... Just sixth quarterback in Florida history to see action in the season opener as a true freshman, joining Tim Tebow, Chris Leak, Josh Portis, Cris Collinsworth and Doug Johnson ... Career-long 24-yard touchdown run in the fourth quarter versus Florida Atlantic ... Rushed for a career-high 46 yards against the Owls on just six attempts ... Carried the ball five times for 33 yards against Vanderbilt ... Guided the Florida offense to a touchdown against Tennessee, highlighted by an 11-yard run when he bowled over Volunteers' safety Dennis Rogan ... Scored first career touchdown on a 4-yard plunge against Western Kentucky ... Completed three of four passes for 25 yards in his debut against the Hilltoppers ... Enrolled at Florida in January 2007.

HIGH SCHOOL — High school coach: Dallas Allen ... Participated in the inaugural All-American Offense-Defense All-American Bowl for Team East following his senior season ... His squad won the game, 28-14 ... One of nine quarterbacks in the Atlanta Journal-Constitution's Super Southern 100 ... As a junior, completed 62.4 per-

cent of his passes for 2,500 yards and 23 touchdowns ... Threw just nine interceptions and rushed for 638 yards and nine TDs.

PERSONAL — Born May 11, 1989 ... Son of Cecil and Jackie Newton ... Brother, Cecil is a second-year center with Jacksonville Jaguars ... Major: Sociology.

SEC/NCAA Ranking:

Rushing: 1st /15th (108.4 ypg)

Passing: 6th / 68th (187.9 ypg)

Pass Efficiency: 1st/1st (188.2)

Total Offense: 1st/10th (307.5 ypg)

All-Purpose: 5th / 66th, (111.6)

Scoring: 2nd /6th (9.7 ppg)

Total Pass Yards (NCAA only): 42nd (2589 yds)

Points Responsible For (NCAA only): 2nd (22.6 ppg)

Rushing Yards by QB (NCAA only): 2nd (108.4 ypg)

NEWTON'S CAREER PASSING STATS

YEAR	G/GS	CMP	ATT	PCT	YDS	INT	TD	LP/OPPONENT
2007 (UF)	5/0	5	10	.50.0	40	0	0	14/Western Kentucky
2008 (UF)	1/0	1	2	25.0	14	0	0	14/Hawaii
2010 (AU)	13/13	165	246	67.1	2589	6	28	94/ULM
Totals	19/13	171	258	66.3	2643	6	28	94/ULM

NEWTON'S CAREER RUSHING STATS

YEAR	G/GS	NO	YDS	AVG	TD	LP/OPPONENT
2007 (UF)	5/0	16	103	6.4	3	24/Florida Atlantic
2008 (UF)	1/0	5	10	2.0	1	12/Hawaii
2010 (AU)	13/13	242	1409	5.8	20	71/Arkansas State
Totals	19/13	253	1522	6.0	24	71/Arkansas State

NEWTON'S CAREER GAME HIGH STATS

	No.	Opponent	Date
Completions	18	Ole Miss	10/30/10
Pass Attempts	28	South Carolina (SECCG)	12/4/10
Pass Yards	335	South Carolina (SECCG)	12/4/10
Pass TDs	4	2x (last vs. South Carolina (SECCG))	12/4/10
Interceptions	2	Clemson	9/18/10
Rush Attempts	28	2x (last vs. LSU)	10/23/10
Rush Yards	217	LSU	10/23/10
Rush TDs	4	Kentucky	10/9/10

NEWTON'S GAME-BY-GAME PASSING STATS

DATE	OPPONENT	CMP	ATT	YDS	INT	TD	TD Pass
9/4/10	* ARKANSAS STATE	9	14	186	0	3	36, 48, 38
9/9/10	* at Mississippi State	11	19	136	1	2	39, 12
9/18/10	* CLEMSON	7	14	203	2	2	8, 78
9/25/10	* SOUTH CAROLINA	16	25	158	0	2	7, 12
10/2/10	* LOUISIANA-MONROE	14	19	245	1	3	94, 16, 5
10/9/10	* at Kentucky	13	21	210	1	0	--
10/16/10	* ARKANSAS	10	14	140	0	1	15
10/23/10	* LSU	10	16	86	0	0	--
10/30/10	* at Ole Miss	18	24	209	0	2	24, 10
11/6/10	* CHATTANOOGA	15	21	317	0	4	30, 20, 39, 80
11/13/10	* GEORGIA	12	15	148	1	2	18, 13
11/26/10	* at Alabama	13	20	216	0	3	36, 70, 7
12/4/10	* South Carolina (SEC Champ.)	17	28	335	0	4	12, 54, 51, 7

NEWTON'S GAME-BY-GAME RUSHING STATS

DATE	OPPONENT	ATT	YDS	Avg.	TD	TD Runs
9/4/10	* ARKANSAS STATE	15	171	11.4	2	2, 71
9/9/10	* at Mississippi State	18	70	3.9	0	--
9/18/10	* CLEMSON	17	68	4.0	0	--
9/25/10	* SOUTH CAROLINA	25	176	7.0	3	54, 3, 4
10/2/10	* LOUISIANA-MONROE	1	-11	-11.0	0	--
10/9/10	* at Kentucky	28	198	7.1	4	16, 8, 5, 3
10/16/10	* ARKANSAS	25	188	7.5	3	5, 1, 3
10/23/10	* LSU	28	217	7.8	2	1, 49
10/30/10	* at Ole Miss	11	45	4.1	0	--
11/6/10	* CHATTANOOGA	8	24	3.0	1	1
11/13/10	* GEORGIA	30	151	5.0	2	31, 1
11/26/10	* at Alabama	22	39	1.8	1	1
12/4/10	* South Carolina (SEC Champ.)	14	73	5.2	2	5, 1



The Players



NEWTON'S GAME-BY-GAME TOTAL OFFENSE STATS

DATE	OPPONENT	PASS	RUSH	REC	TOTAL	TDS
9/4/10	* ARKANSAS STATE	186	171	0	357	5
9/9/10	* at Mississippi State	136	70	22	228	2
9/18/10	* CLEMSON	203	69	0	272	2
9/25/10	* SOUTH CAROLINA	158	176	0	334	5
10/2/10	* LOUISIANA-MONROE	245	-11	0	234	3
10/9/10	* at Kentucky	210	198	0	408	4
10/16/10	* ARKANSAS	140	188	0	328	4
10/23/10	* LSU	86	217	0	303	2
10/30/10	* at Ole Miss	209	45	20	274	3
11/6/10	* CHATTANOOGA	317	24	0	341	5
11/13/10	* GEORGIA	148	151	0	299	4
11/26/10	* at Alabama	216	39	0	255	4
12/4/10	* South Carolina (SEC Champ.)	335	73	0	408	6

Carolina in SEC Championship Game.

HIGH SCHOOL — High School Coach: Charlie Persson ... No. 1-ranked kicker by ESPN.com/Scouts Inc. ... No. 2-ranked placekicker by Scout.com ... Ranked by Rivals.com as the No. 1 most accurate kicker and the No. 6 kicker overall ... Was a participant in the 2010 Under Armour All-American game ... Named to the PrepStar All-American team ... 2009 EA SPORTS Third-Team All-American ... Was 8-of-9 on PATs and 9-of-12 on FG attempts in his senior season including a long of 42 yards ... All of his missed field goal attempts came from at least 49 yards ... Kicked field goals of 51 and 43 yards during the Outback All-Star game in Palm Beach, Fla.

PERSONAL — Born Feb. 19, 1992 ... Son of Doug Sr. and Kelly Parkey ... Major: Pre-Business.



ANDREW #72
PARMER OL

5-10 • 267 • So. • 1L
Dalton, Ga. (Dalton)
Business

2010 — Appeared in three game, seeing time against Louisiana-Monroe and Chattanooga ... Also saw time vs. South Carolina in SEC Championship Game.

2009 — Played in three games on the offensive line ... Action against Ball State, Furman and against Northwestern in the Outback Bowl.

HIGH SCHOOL — High School Coach: Ronnie McClung ... All-Area as a junior and senior ... All-Region as a senior ... Tri-State as a senior ... Helped lead his team to the Regional Championship ... Graduated with honors.

PERSONAL — Born May 10, 1990 ... Son of Robert and Leigh Parmer ... Major: Business-Finance ... Minor: Accounting/Economics.



WOODY #48
PARRAMORE DB

5-8 • 183 • Sr. • SQ
Montgomery, Ala. (Trinity Presbyterian)
Mechanical Engineering

CAREER — Awarded scholarship by coaches prior to start of season.

2010 — Appeared in two games ... Saw first snaps of the season vs. UTC and recorded one solo tackle ... Played in SEC Championship Game vs. South Carolina.

2009 — Saw action in two games, totaling six tackles, including five solo stops ... Had one solo tackle against Louisiana Tech ... Against Furman, was tied for second on team with five tackles, including four solo stops.

HIGH SCHOOL — High School Coach: Randy Ragsdale ... Team Captain ... Won the State Championship in 2003 ... Was a Jimmy Hitchcock Award Nominee

PERSONAL — Born Nov. 9, 1987 ... Son of Woody and Anne Parramore ... Major: Mechanical Engineering ... Minor: Business.



LADARIUS #10
OWENS LB

6-2 • 236 • Fr. • HS
Bessemer, Ala. (Jess Lanier)
Human Sciences

2010 — Did not play this season.

HIGH SCHOOL — High School Coach: Billy Woodham ... Ranked 128th on the Rivals.com Rivals250 ... No. 8-ranked outside linebacker and No. 4 player in Alabama by Rivals.com ... Ranked No. 138 in the ESPNU 150 ... No. 14-rated defensive end by ESPN.com/Scouts Inc. ... No. 17-rated outside linebacker by Scout.com ... Named an All-American, the No. 7 linebacker and the No. 4 player in Alabama by SuperPrep ... Named to the PrepStar All-American team ... 2009 EA SPORTS Third-Team All-American ... Was a participant in the 2010 Under Armour All-American game ... Was a 2009 Alabama-Mississippi All-Star game participant and had two sacks in the game ... Was an honorable mention selection to the Class 6A All-State Team by the Alabama Sports Writers Association as a senior and junior ... Ranked No. 4 on the Mobile Press Register's 2009 Elite 18 ... No. 13 on the Birmingham News' list of the Alabama Super Seniors ... No. 46 on the Mobile Press Register's Super Southeast 120 ... Honorable mention member of the Orlando Sentinel's 2009 All-Southern football team ... Finished senior season with 80 tackles, 20.5 sacks and two forced fumbles ... Recorded 92 tackles and 18 sacks as a junior.

PERSONAL — Born Sept. 18, 1991 ... Son of Ora Owens ... Uncle James Owens was the first black scholarship football player at Auburn ... Major: Human Sciences.



CODY #36
PARKEY K

6-0 • 184 • Fr. • HS
Jupiter, Fla. (Jupiter)
Pre-Business

2010 — Appeared in seven games and has averaged 63.2 yards on 35 kickoffs ... Kicked off seven times for 424 yards, averaging 60.6 yards per kick in season opener vs. Arkansas State ... Did not play in SEC opener at Mississippi State ... Kicked off one time for 50 yards vs. Clemson ... Against ULM, kicked off five times, averaging 64.8 yards per kick ... Against Kentucky, kicked off six times for 63.0 ypk average ... Did not play vs. Arkansas ... Did not play vs. LSU ... Against Ole Miss, kicked off five times for a 68.2 ypk average ... Against UTC, averaged 62.9 yards on 10 kickoffs with a pair of touchbacks ... Did not play vs. Georgia and Alabama ... Kicked off once for 65 yards vs. South



The Players



**LADARIOUS
PHILLIPS** #37
RB

6-0 • 291 • Fr. • HS
Roanoke, Ala. (Handley)
Exercise Science

2010 — Did not play this season.

HIGH SCHOOL — High School Coach: Mike Battles ... Named 2009 Class 4A First Team All-State by the Alabama Sports Writers Association as a defensive lineman ... Named to the 2009 Dandy Dozen by the Anniston Star ... Four year starter played multiple positions ... During his final three seasons, rushed for a total of 2,982 yards and 49 touchdowns ... As a senior, rushed for 1,145 yards and 16 touchdowns on 141 carries while guiding his team to the state semifinals ... Collected 59 tackles including 13 tackles for loss and eight sacks while forcing two fumbles ... Won the shot put for class 4A at the 2009 ASHAA state track meet and finished second in 2008.

PERSONAL — Born Sept. 15, 1991 ... Guardian is Jemecia Phillips ... Major: Exercise Science.



**PHILIP
PIERRE-LOUIS** #42
WR

5-8 • 150 • So. • SQ
Ft. Lauderdale, Fla. (St. Thomas Aquinas)
Pre-Business

2010 — Appeared in four games, seeing time vs. ULM, Ole Miss and UTC ... Also played vs. South Carolina in SEC Championship Game.

2009 — Appeared in six games ... Totaled 171 return yards, including 122 kickoff return yards and ... Returned two punts for 9 yards vs. Tennessee ... Had one 15-yard punt return vs. Arkansas ... Had a 25-yard kick return vs. LSU ... Returned three kickoffs for 63 yards and five punts for 24 yards vs. Furman.

2008 — Redshirted after suffered season-ending knee injury on opening kickoff of season.

HIGH SCHOOL — High School Coach: George Smith ... As a senior, had 30 receptions for 586 yards and five touchdowns, while rushing 11 times for 148 yards and two TDs ... Returned 13 kickoffs for 313 yards and 27 punt returns for 538 yards as a senior ... Class 5A first-team all-state selection ... Helped St. Thomas Aquinas win the Florida 5A State Championship ... Ranked 54th nationally at athlete by Rivals.com ... No. 149 ranked wide receiver nationally by Scout.com.

PERSONAL — Born Dec. 18, 1989 ... Son of Philip and Vivian Pierre-Louis ... Major: Pre-Business.



**RYAN
PUGH** #50
OL

6-4 • 297 • Sr. • 3L
Hoover, Ala. (Hoover)
Building Science

CAREER — Started 44 games and appeared in 47 ... Started 41 consecutive games.

2010 — **Associated Press Third-Team All-America ... SI.com Honorable Mention All-American ... Coaches' First-Team All-SEC ... Associated Press First-Team All-SEC ... Phil Steele First-Team All-SEC ... ESPN.Com All-SEC ... Rimington Trophy finalist ... Phil Steele's Midseason All-America Third-Team ... Coaches' Second-Team Preseason All-SEC ... Candidate for Lowe's Senior CLASS Award which is based on excellence in the community, classroom, character and competition ... Lombardi Award and Rimington Trophy watch list ...** Started all 13 games at center ... Part of o-line that allowed 21 sacks in 261 pass attempts ... Started season opener vs. Arkansas State as o-lined paved way for 608 yards total offense, including 367 yards rushing ... Started SEC opener at Mississippi State and helped Tigers rush for 190 yards and average 5.2 yards per snap ... Started against Clemson and helped AU average 7.0 yards per play en route to 424 yards total offense with 221 yards rushing ... Against South Carolina, part of o-line that rolled up 334 rushing yards and 492 total yards ... Helped Tigers average 6.3 yards per play and allowed just one sack in 25 pass attempts ... Against ULM, helped Tigers post third consecutive game with at least 220 yards rushing as AU rushed for 233 yards ... Tigers had just 11 negative yards rushing vs. ULM ... Against Kentucky, part of o-line did not allow a sack in 21 pass attempts and allowed just 10 negative yards in 52 rushing plays ... O-line helped Tigers rush for 311 yards, marking the third time this season AU has crossed the 300-yard rushing mark ... Against Arkansas, helped Tigers set all-time high points (65) vs. an SEC team ... Part of o-line that paved way for 330 yards rushing and allowed a pair of sacks in 15 pass attempts ... Against LSU, part of o-line that rolled up 440 yards rushing, the most ever against an LSU defense and the fifth-most by an AU team ... Against Ole Miss, helped offense rush for 343 yards and amass 572 yards total offense marking fifth time this season Tigers have surpassed 500 yards total offense ... Against UTC, helped Tigers total 628 yards offense as AU put up 41 points in first half ... AU offense averaged 11.6 yards per play and 9.8 yards per rush ... Against Georgia, helped Tigers total 463 yards of offense with 315 rushing ... Part of o-line that has helped AU score 48 points or more in six of 11 games this season ... Against Alabama, helped AU offense overcome slow start and total 332 yards of offense and score 28 points over the final three quarters ... Helped Tigers run for 118 yards in the second half ... In SEC Championship Game vs. South Carolina, helped Auburn rack up 589 yards total offense with 238 yards rushing and 351 passing ... Tigers averaged 8.3 yards per play and set SEC Championship Game record with 21 points in a quarter (first) ... Auburn also set SEC Championship Game record with 56 total points and the 39-point margin of victory ... Also part of offense that became the first AU team to ever rush for 300 yards or more in six straight SEC games.

2009 — **Associated Press Second-Team All-SEC ... SEC Academic Honor Roll ... Phil Steele's Third-Team Midseason All-SEC ... ESPN The Magazine Academic All-District IV Second Team ...** Started all 13 games ... Led o-linemen with 70 knockdown blocks ... Is part of line that allowed 21 sacks in 364 pass attempts ... Started at center in season opener vs. Louisiana Tech and tallied five knockdown blocks ... Did not allow a sack on 27 pass attempts vs. Tech ... Started against Mississippi State and did not allow a sack in 24 pass attempts ... Totaled nine knockdown blocks, second most among offensive linemen, against Mississippi State ... Played every snap vs. West Virginia and totaled 8.5 knockdown blocks ... Led Tigers with 12 knockdown blocks against Ball State ... Totaled six knockdown blocks vs. Tennessee ... Finished with third-highest knockdown total vs. Arkansas, with seven ... Against Kentucky, helped Tigers rush for 220 yards and totaled five knockdown blocks ... Finished second on o-line with eight knockdown blocks vs. LSU ... Registered 2.5 knockdown blocks vs. Ole Miss ... Played only first half vs. Furman and finished with six knockdown blocks, second most for o-linemen ... Led o-linemen with 70 knockdown blocks this season ... Is part of line that has allowed 21 sacks in 364 pass attempts this season ... Part of o-line that helped Tigers to 332 yards total offense and 21 points vs. Alabama ... Helped paved way to 420 yards total



The Players



offense vs. Northwestern in Outback Bowl.

2008 — SEC Academic Honor Roll ... Started every game ... Had season-high grade of 97 percent vs. UT Martin ... Finished with 70 rodeo blocks, 25 cockroach blocks and 15 pancake blocks ... In season opener vs. Louisiana-Monroe, grading at 88 percent on 74 snaps with three cockroach blocks, two pancake blocks and six rodeo blocks ... Graded at 89 percent overall on 76 snaps vs. Southern Miss ... Started at center and had 16 rodeo blocks, four cockroach blocks and one pancake blocks vs. USM ... Started second game at center, grading 88 percent overall on 75 snaps vs. Mississippi State ... Had 4.5 pancake blocks and 10 rodeo blocks vs. MSU ... Graded at 91 percent on 70 snaps vs. LSU with 10 rodeo, one cockroach and one pancake block vs. LSU ... On 71 snaps vs. Tennessee, graded at 86 percent overall with eight rodeo blocks ... Posted an 88 percent overall grade on 66 snaps vs. Vanderbilt ... Graded at 86 percent overall on 62 snaps vs. Arkansas ... Had six rodeo, six cockroach and one pancake blocks vs. Razorbacks ... Posted a team-best 96 percent overall grade on 66 snaps vs. West Virginia ... Also had two rodeo, five cockroach and 2.5 pancake blocks vs. WVA ... Graded at 81 percent overall on 71 snaps vs. Ole Miss ... Had two rodeo and three cockroach blocks vs. Rebels ... On 65 snaps vs. UT Martin, graded at 97 percent overall with six rodeo and one pancake block ... Against Georgia, posted a 93 percent overall grade on 70 snaps with four rodeo, two cockroach and one pancake blocks.

2007 — Collegefootballnews.com's Freshman All-America Second Team ... Coaches' All-SEC Freshman Team ... Scout.com Honorable Mention Freshman All-America ... Appeared in seven games with six starts at left tackle ... Did not play in LSU game ... Also played center in second half of Vanderbilt game after starting center Jason Bosley was injured ... Made first career start in the New Mexico State game ... Was his first action in an Auburn uniform ... Posted a 87 percent grade overall, while finishing with a 102 percent score on assignments ... One of three true freshmen, joining RG Chaz Ramsey and RT Lee Ziemba, to start on the offensive line against the Aggies ... In first career SEC start, at Florida, posted a 73 percent overall grade and 89 percent on assignments ... Against Vanderbilt played 56 snaps, finishing with a 89 percent overall grade and a 101 percent on assignments ... In 50 snaps against Arkansas, graded out at 93 percent overall ... Suffered a leg injury in third quarter against the Razorbacks ... Limited to eight snaps vs. Ole Miss, grading at 96 percent ... Did not play vs. Tennessee Tech ... Returned to action against Alabama and graded at 87 percent overall on 65 snaps.

HIGH SCHOOL — High School Coach: Rush Propst ... Played both center and offensive tackle at Hoover High, leading the team to a state runner-up finish his senior season ... Named the 6A Lineman of the Year, All-State and to the "Super 12" by the ASWA ... Also awarded 6A All-State and Super All-State honors by the *Birmingham News* ... Slated as the No. 1 center recruit in the nation by Espn.com ... Listed as No. 4 prospect in state of Alabama by the *Birmingham News* ... Ranked second nationally among centers and the No. 7 overall recruit in Alabama by Rivals.com ... Named a *PrepStar* All-American ... Started and played every snap for the East in the U.S. Army All-American Bowl ... Selected by the AHSAA to play in the Alabama North/South All-Star game as a junior ... Ranked 73rd in the *Mobile Press-Register's* Super Southeast 120 ... 2007 6-A Heavyweight Wrestling State Champion.

PERSONAL — Born Dec. 4, 1988 ... Son of Sandra and Toney Pugh ... Major: Building Science.

the top player in Louisiana by SuperPrep ... No. 2-rated defensive back and No. 80-ranked player by Tom Lemming on Maxpreps.com ... Was a participant in the 2010 Army All-American Bowl ... Played in the 2009 Hawaii/Polynesia-Mainland Bowl ... No. 9 on the Mobile Press Register's Super Southeast 120 ... Member of the Orlando Sentinel's 2009 All-Southern football team ... As a senior, rushed for 703 yards and nine touchdowns and passed for 826 yards and six scores despite missing five games due to injury ... As a junior, rushed for 746 yards and 10 touchdowns on 91 attempts, completed 28-of-52 passes for 10 TDs and caught 19 passes for 344 yards and a touchdown.


PERSONAL — Born Dec. 30, 1990 ... Major: Liberal Arts.

REED'S CAREER RECEIVING STATS

YEAR	G/GS	NO	YDS	AVG	TD	LP/OPPONENT
2010	1/0	0	0	0.0	0	-

REED'S CAREER RUSHING STATS

YEAR	G/GS	NO	YDS	AVG	TD	LP/OPPONENT
2010	1/0	2	8	4.0	0	6/Clemson



ASHTON **#56**
RICHARDSON **LB**
 6-0 • 190 • Jr. • 1L
 New Orleans, La. (St. Michael)
 Pre-Veterinary Medicine

2010 — Appeared in four games before suffering season-ending injury ... Saw snaps on special teams vs. Kentucky ... Played vs. Arkansas but did not register a tackle ... Did not play vs. LSU ... Saw time vs. Ole Miss on special teams ... Played vs. UTC but left game in first half with injury.

2009 — SEC Academic Honor Roll ... Played in 13 games, tallying nine stops, including three tackles for loss (-14 yards), and one quarterback sack (-7 yards) ... Three of nine tackles came on special teams ... Had career-high four tackles against Furman, including 2.5 tackles for loss (-13 yards) and one sack ... Had three tackles against Ball State and two at Arkansas, including a half TFL.

2008 — Did not play.

HIGH SCHOOL — High School Coach: Tut Mushemeche ... First Team All-District ... Played in Redstick Bowl All-Star Game.

PERSONAL — Born Dec. 19, 1989 ... Son of Al and Trina Richardson ... Father, Al, played linebacker at LSU (1979-82), earning All-American and All-SEC honors as a senior, and is the school's record holder for tackles in a game (21) and a career (452) ... Major: Pre-Veterinary Medicine.



TROVON **#1**
REED **WR**
 6-0 • 181 • Fr. • HS
 Thibodaux, La. (Thibodaux)
 Liberal Arts

2010 — Has appeared in one game, rushing twice for 8 yards against Clemson.

HIGH SCHOOL — High School Coach: Dennis Lorio ... Ranked No. 39 on the ESPN 150 ... No. 6 athlete by ESPN.com/Scouts Inc. ... Ranked 46th on the Rivals.com Rivals100 ... No. 4-rated athlete and the top prospect in Louisiana by Rivals.com ... No. 7-ranked wide receiver by Scout.com ... Named to the PrepStar Dream Team as the No. 26-ranked player in the nation ... Ranked No. 41 overall and the No. 5 wide receiver in the SuperPrep Elite 50 ... Also named an All-American and



The Players



CRAIG SANDERS #13 DE

6-4 • 248 • Fr. • HS
Clio, Ala. (Ariton)
Liberal Arts



AIRON SAVAGE #2 DB

5-11 • 200 • Sr. • 2L
Albany, Ga. (Westover)
Graduate

2010 — Has appeared in 12 games and totaled eight tackles, primarily on special teams ... Saw limited snaps in season opener vs. Arkansas State, totaling three solo tackles ... All three tackles came on special teams ... Recorded one solo tackle in SEC opener at Mississippi State ... Played, but did not have a tackle vs. Clemson ... Totaled one solo tackle on special teams vs. South Carolina ... Saw limited snaps on special teams vs. ULM and did not record a tackle ... Recorded one tackle vs. Arkansas ... Saw snaps on special teams and defense vs. LSU ... Played but did not have a tackle vs. Ole Miss ... Against UTC, saw snaps on defense but did not have a tackle ... Returned two kickoffs (first of career) for 32 yards with a long return of 17 yards ... Had one solo tackle vs. Georgia ... Played primarily on special teams vs. Alabama and did not have a tackle ... In SEC Championship Game vs. South Carolina, only tackle of game was first career sack going for minus 6 yards.

HIGH SCHOOL — High School Coach: David Collins ... Four star prospect according to Scout.com ... Played in the Alabama-Mississippi All-Star Classic after his senior season ... Named by Rivals.com to the Rivals250 and the nation's No. 12 weak-side defensive end ... Listed as the nation's No. 25 defensive end by Scout.com ... Rated the nation's No. 40 defensive end by ESPN/Scouts Inc. ... In 11 games as a junior, had 71 tackles, including 32 for loss and 12 quarterback sacks ... Rushed for 1,057 yards with 16 touchdowns while catching 13 passes ... As a sophomore had 79 stops including 19 sacks in 12 games ... Rushed for 422 yards and two TDs on 49 attempts as a sophomore, while catching nine balls for 200 yards and five scores ... Also played baseball and was member of power lifting team that won Class 1A State Championship in 2009 ... Won 2009 state power lifting title at 205-232 pound class with a 405-pound squat, 325-pound bench press and 300-pound power clean.

PERSONAL — Son of David and Dianne Grice ... Major: Liberal Arts.

SANDERS' CAREER DEFENSIVE STATS

YEAR	G/GS	TT	UT	AT	TFL-YDS	QBS-YDS	FF/FR	PD	I/YDS
2010	12/0	8	9	1	1.0-6	1.0-6	0/0	0	0/0

SANDERS' GAME-BY-GAME DEFENSIVE STATS

DATE	OPPONENT	TT	UT	AT	TFL-YDS	QBS-YDS	
9/4/10	ARKANSAS STATE	3	3	0	0.0-0	0.0-0	
9/9/10	at Mississippi State	1	1	0	0.0-0	0.0-0	
9/18/10	CLEMSON	0	0	0	0.0-0	0.0-0	
9/25/10	SOUTH CAROLINA	1	1	0	0.0-0	0.0-0	
10/2/10	LOUISIANA-MONROE	0	0	0	0.0-0	0.0-0	
10/9/10	at Kentucky	DID NOT PLAY					
10/16/10	ARKANSAS	1	0	1	0.0-0	0.0-0	
10/23/10	LSU	0	0	0	0.0-0	0.0-0	
10/30/10	at Ole Miss	0	0	0	0.0-0	0.0-0	
11/6/10	CHATTANOOGA	0	0	0	0.0-0	0.0-0	
11/13/10	GEORGIA	1	1	0	0.0-0	0.0-0	
11/26/10	at Alabama	0	0	0	0.0-0	0.0-0	
12/4/10	South Carolina (SECCG)	1	1	0	1.0-6	1.0-6	

2010 — Started first seven games of season before suffering season-ending injury ... Totaled 37 tackles before injury ... Returned to the field after missing two seasons with injuries ... Started season opener vs. Arkansas State and finished second on Tigers with seven tackles ... Six tackles were solo ... Also had 1.0 TFL for minus 1 yard ... Finished with six tackles in SEC opener vs. Mississippi State ... Five of the six tackles vs. MSU were solo ... His six tackles were most vs. an SEC team since totaling eight vs. UGA on Nov. 11, 2006 ... Against Clemson, totaled six tackles with four solo stops ... Against South Carolina, recorded five total tackles with two solo ... In limited snaps vs. ULM, totaled five tackles with a PBU ... Totaled four tackles vs. Kentucky with three solo stops ... Against Arkansas, totaled four tackles before leaving game in second half with injury ... Was T-34th in SEC and third on team in tackles at time of injury.

2009 — Missed season due to injury.

2008 — *Phil Steele's Preseason Third Team All-SEC* ... Missed season due to an injury suffered during preseason drills.

2007 — *Street & Smith's Preseason All-SEC ... The Sporting News Preseason All-SEC Second Team* ... Had 26 tackles in seven games ... Returned to action vs. Tennessee Tech and recorded three tackles ... Missed six games due to injury, including the South Florida, Vanderbilt, Arkansas, LSU, Miss. State and Clemson contests ... Had one solo tackle vs. Alabama ... Registered five tackles, with three solo, vs. Georgia ... Had 12 tackles in two games prior to Vanderbilt game ... Started at free safety against Kansas State with one tackle in limited action after suffering an ankle injury ... Came off bench to record four stops against Mississippi State ... Made first start since season opener against New Mexico State, recording season-high seven tackles to tie for team lead ... Had five tackles in start vs. Florida.

2006 — *Coaches' Freshman All-SEC Team ... Sporting News Freshman All-America Third Team ... Rivals.com Second-Team Freshman All-American ... Sporting News SEC All-Freshman Team ... Named SEC Freshman of the Week (Oct. 30) after the Ole Miss game* ... Third on the team with 53 tackles and finished with four for loss (-15) ... Posted two sacks ... Tied for third on the team with five tackles against Nebraska in the Cotton Bowl ... Had a tackle for loss (-1) against the Cornhuskers ... Second on the team with eight tackles against Georgia, finishing with one for loss (-1) and forcing a first-quarter fumble ... Finished with his second sack of the season against Arkansas State ... Returned against Ole Miss and tied for the team lead with six tackles ... Also intercepted his first career pass in the third quarter ... Did not play against Tulane ... Tied for second on the team with four tackles against Florida ... Tied for the team lead with a career-high 11 tackles, including six solo, against Arkansas ... Had a quarterback hurry against the Razorbacks ... Finished with four tackles, including two solo, and a pass breakup against South Carolina ... Totaled five tackles against Buffalo and posted a 10-yard sack in the second quarter ... Finished with three tackles and his first career pass deflection against LSU ... Named the Coaches' Co-Defensive Player of the Week for his game against LSU ... Started in and played his first career game against Washington State, tying for second on the team with four tackles, three of which were solo.

2005 — Redshirted.

HIGH SCHOOL — High School Coach: Jeff Caldwell ... Made 61 tackles and had three interceptions as a senior ... As a receiver, finished with 525 receiving yards and three touchdowns ... Also returned a punt 72 yards for a touchdown ... Helped lead his team to the second round of the state playoffs ... Hauled in 35 passes for 406 yards and three touchdowns as a junior ... *SuperPrep* Dixie Team ... Georgia Athletic Coaches Association North-South All-Star Football Game ... *Tifton Gazette's* All-Region 1-AAA team ... *PrepStar* All-Region ... The Georgia Insiders Hot 100 ... Scout.com top 50 cornerbacks ... Rivals.com Top 75 Cornerbacks ... Attended same high school as former Auburn offensive lineman Troy Reddick.

PERSONAL — Born Dec. 29, 1986 ... Son of Alphonse and Adrienne Savage ... Graduated in December 2008 with a degree in Exercise Science ... Received master's degree in May 2010 ... Oldest player on team, will be 23 years, eight months and six days old when season begins on Sept. 4.



The Players



SAVAGE'S CAREER DEFENSIVE STATS

YEAR	G/GS	TT	UT	AT	TFL-YDS	QBS-YDS	FF/FR	PD	I/YDS
2006	12/11	53	34	19	4.0-15	2.0-13	1/0	3	1/0
2007	7/3	26	18	8	2.0-1	0.0-0	0/1	0	0/0
2008					DID NOT PLAY--INJURED				
2007					DID NOT PLAY--INJURED				
2010	7/7	37	27	10	1.0-1	0.0-0	0/0	1	0/0
Totals	26/21	116	79	37	6.0-17	2.0-13	1/1	4	1/0

SAVAGE'S CAREER GAME HIGH STATS

	No.	Opponent	Date
Tackles	11	Arkansas	10/7/06
Interceptions	1	Ole Miss	10/28/06

SAVAGE'S GAME-BY-GAME DEFENSIVE STATS

DATE	OPPONENT	TT	UT	AT	PD	INT-YDS
9/2/06	* WASHINGTON STATE	4	3	1	0	0-0
9/9/06	* at Mississippi State	0	0	0	0	0-0
9/16/06	* LSU	3	2	1	1	0-0
9/23/06	* BUFFALO	5	3	2	0	0-0
9/28/06	* at South Carolina	4	2	2	1	0-0
10/7/06	* ARKANSAS	11	6	5	1	0-0
10/14/06	* FLORIDA	4	2	2	0	0-0
10/21/06	TULANE					DID NOT PLAY
10/28/06	* at Ole Miss	6	3	3	0	1-0
11/4/06	ARKANSAS STATE	1	1	0	0	0-0
11/11/06	* GEORGIA	8	7	1	0	0-0
11/18/06	* at Alabama	2	1	1	0	0-0
1/1/07	* vs. Nebraska (Colton)	5	4	1	0	0-0

DATE	OPPONENT	TT	UT	AT	PD	INT-YDS
9/1/07	* KANSAS STATE	1	1	0	0	0-0
9/8/07	SOUTH FLORIDA					DID NOT PLAY
9/15/07	MISSISSIPPI STATE	4	2	2	0	0-0
9/22/07	* NEW MEXICO STATE	7	4	3	0	0-0
9/29/07	* at Florida	5	5	0	0	0-0
10/6/07	VANDERBILT					DID NOT PLAY
10/13/07	at Arkansas					DID NOT PLAY
10/20/07	at LSU					DID NOT PLAY
10/27/07	OLE MISS					DID NOT PLAY
11/3/07	* TENNESSEE TECH	3	2	1	0	0-0
11/10/07	at Georgia	5	3	2	0	0-0
11/24/07	ALABAMA	1	1	0	0	0-0
12/31/07	vs. Clemson (Chick-fil-A)					DID NOT PLAY

DATE	OPPONENT	TT	UT	AT	PD	INT-YDS
9/4/10	* ARKANSAS STATE	7	6	1	0	0-0
9/9/10	* at Mississippi State	6	5	1	0	0-0
9/18/10	* CLEMSON	6	4	2	0	0-0
9/25/10	* SOUTH CAROLINA	5	2	3	0	0-0
10/2/10	* LOUISIANA-MONROE	5	5	0	1	0-0
10/9/10	* at Kentucky	4	3	1	0	0-0
10/16/10	* ARKANSAS	4	2	2	0	0-0
10/23/10	LSU					DID NOT PLAY
10/30/10	at Ole Miss					DID NOT PLAY
11/6/10	CHATTANOOGA					DID NOT PLAY
11/13/10	GEORGIA					DID NOT PLAY
11/26/10	at Alabama					DID NOT PLAY
12/4/10	South Carolina (SECCG)					DID NOT PLAY



RYAN

#17

SHOEMAKER

P

6-0 • 177 • Sr. • 2L
 Birmingham, Ala. (Oak Mountain)
 Graduate

2010 — Appeared in eight games and averaged 39.0 yards on 27 punts ... Punted four times in season opener vs. Arkansas State, averaging 39.2 yards per punt ... Pinned one punt inside the 20-yard line and had long punt of 45 yards ... In SEC opener at Mississippi State, averaged 39.2 yards on four punts with two inside the 20-yard line and long of 42 yards ... The two punts inside the 20 matched career high ... Against Clemson, punted six times with a 40.2 ypp average with a season-long of 51 yards ... Also pinned one punt inside Clemson 20-yard line ... Against South Carolina, punted twice for 68 yards, 34.0 average, with one punt down inside the 20-yard line ... Did not have a punt attempt vs. ULM ... Did not play vs. Kentucky ... Did not play vs. Arkansas ... Did not play vs. LSU ... Did not play vs. Ole Miss ... Punted one time vs. UTC for 37 yards ... Against Georgia, punted twice for 42.5 average with a long punt of 50 yards ... Against Alabama, averaged 38.7 yards on seven punts and pinned two inside the 20-yard line ... Punted one time for 36 yards in win over South Carolina in SEC Championship Game.

2009 — Did not play.

2008 — *First Team Preseason Media All-SEC ... First Team Preseason Coaches' All-SEC ... Athlon's Preseason Second Team All-SEC ... Phil Steele's Preseason First Team All-SEC ...* Played in one game ... Against LSU, punted seven times for 35.4 average per kick ... Put two punts inside the 20 and had a long of 51 vs. LSU.

2007 — *Second Team Associated Press All-SEC ... Collegefootballnews.com's Freshman All-America Second Team ... Coaches' Second-Team All-SEC ... Coaches' All-SEC Freshman team ... Rivals.com First Team Freshman All-America Team and Rivals.com First Team All-SEC ... Sporting News SEC All-Freshman Team and Sporting News First Team Freshman All-America Team ...* Second in the Southeastern Conference and 16th nationally averaging 42.4 yards per punt ... Recorded at least one punt over 50 yards in nine of 12 games played ... Dropped 10 punts inside the 20 in last 27 punt attempts ... Placed 16 punts inside 20 ... In first action of Auburn career, punted six times for an average of 42.7 yards including a long of 53 against Kansas State ... Punts of 52 and 53 yards (52.5 avg.) against South Florida before leaving the game with an injury to his left elbow while attempting to make a tackle ... One punt against New Mexico State was a career-long 62 yarder ... Had outstanding night at Florida, booting five kicks for an average of 45.0 with two placed inside the 20 ... Named coaches special team's POW after averaging 52.0 yards per punt vs. Tennessee Tech ... Had long of 53 yards and placed two inside the 20 against Clemson in the Chick-fil-A Bowl ... Punted the ball eight times for a 38.6 yard average in bowl game.

2006 — Redshirted.

HIGH SCHOOL — High School Coach: Jerry Hood ... Selected to the 2005 Alabama Sports Writers Class 6A All-State First Team ... Averaged 39.5 yards per punt as a senior and 42.5 yards as a junior ... Was 12-18 on FG with a long of 48 and 38-39 on PAT his senior year.

PERSONAL — Born Jan. 22, 1988 ... Son of Jim and Paula Shoemaker Graduated in August 2010 with a degree in Exercise Science.

SHOEMAKER'S CAREER PUNTING STATS

YEAR	G	NO	YDS	AVG	IN20	LP/OPPONENT
2007	12	49	2080	42.4	16	62/New Mexico State
2008	1	7	248	35.4	2	51/LSU
2009	0	0	0	0.0	0	---
2010	8	27	1052	39.0	7	51/Clemson
Totals	21	83	3380	40.7	5	62/New Mexico State

SHOEMAKER'S CAREER GAME HIGH STATS

	No.	Opponent	Date
Punts	8	Clemson	12/31/07
IN 20	2	11x (last vs. Alabama)	11/26/10



The Players



SHOEMAKER'S GAME-BY-GAME PUNTING STATS

DATE	OPPONENT	NO	YDS	AVG	IN20	Long
9/1/07	KANSAS STATE	6	256	42.7	2	53
9/8/07	SOUTH FLORIDA	2	105	52.5	0	53
9/15/07	MISSISSIPPI STATE			DID NOT PLAY		
9/22/07	NEW MEXICO STATE	1	62	62.0	0	6
9/29/07	at Florida	5	225	45.0	2	54
10/6/07	VANDERBILT	5	208	41.6	2	54
10/13/07	at Arkansas	3	113	37.7	0	46
10/20/07	at LSU	5	210	42.0	2	53
10/27/07	OLE MISS	3	129	43.0	2	58
11/3/07	TENNESSEE TECH	4	208	52.0	2	64
11/10/07	at Georgia	3	119	44.2	0	44
11/24/07	ALABAMA	4	136	34.0	2	47
12/31/07	vs. Clemson (Chick-fil-A)	8	309	38.6	2	53

DATE	OPPONENT	NO	YDS	AVG	IN20	Long
8/30/08	LOUISIANA-MONROE			DID NOT PLAY		
9/6/08	SOUTHERN MISSISSIPPI			DID NOT PLAY		
9/13/08	at Mississippi State			DID NOT PLAY		
9/20/08	LSU	7	248	35.4	2	51
9/27/08	TENNESSEE			DID NOT PLAY		
10/4/08	at Vanderbilt			DID NOT PLAY		
10/11/08	ARKANSAS			DID NOT PLAY		
10/23/08	at West Virginia			DID NOT PLAY		
11/1/08	at Ole Miss			DID NOT PLAY		
11/8/08	TENNESSEE-MARTIN			DID NOT PLAY		
11/15/08	GEORGIA			DID NOT PLAY		
11/29/08	at Alabama			DID NOT PLAY		

DATE	OPPONENT	NO	YDS	AVG	IN20	Long
9/4/10	ARKANSAS STATE	4	157	39.2	1	45
9/9/10	at Mississippi State	4	157	39.2	2	42
9/18/10	CLEMSON	6	241	40.2	1	51
9/25/10	SOUTH CAROLINA	2	68	34.0	1	37
10/2/10	LOUISIANA-MONROE			DID NOT PLAY		
10/9/10	at Kentucky			DID NOT PLAY		
10/16/10	ARKANSAS			DID NOT PLAY		
10/23/10	LSU			DID NOT PLAY		
10/30/10	at Ole Miss			DID NOT PLAY		
11/6/10	CHATTANOOGA	1	37	37.0	0	37
11/13/10	GEORGIA	2	85	42.5	0	50
11/26/10	at Alabama	7	271	38.7	2	48
12/4/10	South Carolina (SECCG)	1	36	36.0	0	36



ERIC SMITH #32
RB

5-10 • 240 • Jr. • 2L
Seffner, Fla. (Armwood HS)
Sociology

2010 — Appeared in 13 games with four starts ... Started season opener vs. Arkansas State but did not have a rushing attempt nor pass reception ... Returned one kickoff for 5 yards vs. ASU ... In SEC opener at Mississippi State, hauled in one pass for 13 yards and carried the ball one time for no gain ... Caught one pass for 7 yards vs. Clemson ... Hauled in one pass for 6 yards vs. South Carolina ... Played but did not have a carry or reception vs. ULM ... Saw playing time vs. Kentucky but did not have a catch or rush attempt ... Played but did not have a rushing attempt vs. Arkansas ... Saw snaps on special teams and offense vs. LSU ... Played vs. Ole Miss but did not have rush attempt ... Started vs. Georgia but did not have a rush or reception ... Started vs. Alabama and had a 4-yard kickoff return ... Caught two passes for 23 yards, both season highs, in win over South Carolina in SEC Championship Game.

2009 — Appeared in 11 games with seven starts ... Totaled 99 yards rushing on 20 attempts and 226 yards receiving on 18 catches ... Started vs. Mississippi State and rushed for 8 yards on three carries ... Set career high with four receptions and 74 receiving yards vs. West Virginia ... Had long catch of 37 yards ... Rushed seven times for 47 yards against Ball State with a long run of 16 yards ... Caught three passes for 45 yards, with a long reception of 17 yards, in victory over Tennessee ... Had one catch for 21 yards vs. Arkansas ... Caught one pass for 3 yards vs. Kentucky ... Against LSU, led Tigers with three catches and 31 yards with a long catch-and-run of 17 yards ... Caught one pass for 17 yards vs. Ole Miss ... Against Furman, rushed 10 times for 44 yards with a 2-yard TD run and caught four passes for 34 yards ... His 2-yard TD run was first of career ... Saw playing time vs. Georgia but did not have a rush or catch ... Caught one pass, a 1-yard TD grab vs. Alabama to give AU 14-0 first-quarter lead ... TD catch was first of career.

2008 — Played in 12 games with one start, totaled 83 yards on 21 carries ... In first collegiate game, rushed nine times for 66 yards vs. Louisiana-Monroe ... Averaged 7.3 yards per carry vs. Warhawks with a long rush of 19 yards ... Earned first career start and had two rushes for eight yards vs. Southern Miss ... Saw limited time vs. Mississippi State and LSU ... Rushed twice for 1 yard vs. Tennessee ... Caught one pass for 2 yards vs. Arkansas in limited action ... Rushed three times for 3 yards vs. West Virginia ... Rushed for six yards on five carries vs. UT Martin


PERSONAL — Born March 14, 1990 ... Son of Eric and Lakisa Smith ... Major: Sociology.

SMITH'S CAREER RUSHING STATS

YEAR	G/GS	NO	YDS	AVG	TD	LP/OPPONENT
2008	12/1	21	83	4.0	0	19/Louisiana-Monroe
2009	11/7	20	99	4.9	1	18/Furman
2010	12/4	1	0	0.0	0	-
Totals	35/12	42	182	4.3	1	19/Louisiana-Monroe

SMITH'S CAREER RECEIVING STATS

YEAR	G/GS	NO	YDS	AVG	TD	LP/OPPONENT
2008	12/1	2	3	1.5	0	2/Arkansas
2009	11/7	18	226	12.6	1	37/West Virginia
2010	12/4	5	49	9.8	0	14/South Carolina (SECCG)
Totals	35/12	25	278	11.1	1	37/West Virginia



CHAD SLADE #62
OL

6-5 • 316 • Fr. • HS
Moody, Ala. (Moody)
Liberal Arts

2010 — Did not play this season.

HIGH SCHOOL — High School Coach: Brandon Wiley ... No. 59-ranked offensive guard by ESPN.com/Scouts Inc. ... No. 62-rated offensive guard by Scout.com ... Ranked as the No. 34 player in Alabama by SuperPrep ... Named to the All-Southeast Region team by PrepStar ... Named the No. 38 prospect in Alabama by the Tuscaloosa News.

PERSONAL — Born May 4, 1992 ... Son of Joseph and Nikki Shorter ... Major: Liberal Arts.



The Players



SMITH'S GAME-BY-GAME RECEIVING STATS

DATE	OPPONENT	REC	YDS	AVG	TD	TD REC
8/30/08	LOUISIANA-MONROE	0	0	0.0	0	--
9/6/08	* SOUTHERN MISS	1	1	1.0	0	--
9/13/09	at Mississippi State	0	0	0.0	0	--
9/20/09	LSU	0	0	0.0	0	--
9/27/08	TENNESSEE	0	0	0.0	0	--
10/4/08	at Vanderbilt	0	0	0.0	0	--
10/11/08	ARKANSAS	1	2	2.0	0	--
10/23/08	at West Virginia	0	0	0.0	0	--
11/1/08	at Ole Miss	0	0	0.0	0	--
11/8/08	TENNESSEE-MARTIN	0	0	0.0	0	--
11/15/08	GEORGIA	0	0	0.0	0	--
11/29/08	at Alabama	0	0	0.0	0	--

DATE	OPPONENT	REC	YDS	AVG	TD	TD REC	
9/5/09	LOUISIANA TECH	DID NOT PLAY					
9/12/09	* MISSISSIPPI STATE	0	0	0.0	0	--	
9/19/09	* WEST VIRGINIA	4	74	18.5	0	--	
9/26/09	BALL STATE	0	0	0.0	0	--	
10/3/09	at Tennessee	3	45	13.0	0	--	
10/10/09	* at Arkansas	1	21	21.0	0	--	
10/17/09	* KENTUCKY	1	3	3.0	0	--	
10/24/09	at LSU	3	31	10.3	0	--	
10/31/09	* OLE MISS	1	17	17.0	0	--	
11/7/09	* FURMAN	4	34	8.5	0	--	
11/14/09	* at Georgia	0	0	0.0	0	--	
11/27/09	ALABAMA	1	1	1.0	1	1	
1/1/10	Northwestern (Outback)	DID NOT PLAY					

DATE	OPPONENT	REC	YDS	AVG	TD	TD REC
9/4/10	* ARKANSAS STATE	0	0	0.0	0	--
9/9/10	at Mississippi State	1	13	13.0	0	--
9/18/10	CLEMSON	1	7	7.0	0	--
9/25/10	SOUTH CAROLINA	1	6	6.0	0	--
10/2/10	LOUISIANA-MONROE	0	0	0.0	0	--
10/9/10	at Kentucky	0	0	0.0	0	--
10/16/10	ARKANSAS	0	0	0.0	0	--
10/23/10	LSU	0	0	0.0	0	--
10/30/10	at Ole Miss	0	0	0.0	0	--
11/6/10	CHATTANOOGA	0	0	0.0	0	--
11/13/10	GEORGIA	0	0	0.0	0	--
11/26/10	* at Alabama	0	0	0.0	0	--
12/4/10	South Carolina (SECCG)	2	23	16.5	0	--

SMITH'S GAME-BY-GAME RUSHING STATS

DATE	OPPONENT	ATT	YDS	AVG.	TD	TD Runs
8/30/08	LOUISIANA-MONROE	9	66	7.3	0	---
9/6/08	* SOUTHERN MISS	2	8	4.0	0	---
9/13/08	at Mississippi State	0	0	0.0	0	---
9/20/08	LSU	0	0	0.0	0	---
9/27/08	TENNESSEE	2	1	0.5	0	---
10/4/08	at Vanderbilt	0	0	0.0	0	---
10/11/08	ARKANSAS	0	0	0.0	0	---
10/23/08	at West Virginia	3	3	1.0	0	---
11/1/08	at Ole Miss	0	0	0.0	0	---
11/8/08	TENNESSEE-MARTIN	5	6	1.2	0	---
11/15/08	GEORGIA	0	0	0.0	0	---
11/29/08	at Alabama	0	0	0.0	0	---

DATE	OPPONENT	ATT	YDS	AVG.	TD	TD Runs	
9/5/09	LOUISIANA TECH	DID NOT PLAY					
9/12/09	* MISSISSIPPI STATE	3	8	2.7	0	--	
9/19/09	* WEST VIRGINIA	0	0	0.0	0	--	
9/26/09	BALL STATE	7	47	6.7	0	--	
10/3/09	at Tennessee	0	0	0.0	0	--	
10/10/09	* at Arkansas	0	0	0.0	0	--	
10/17/09	* KENTUCKY	0	0	0.0	0	--	
10/24/09	at LSU	0	0	0.0	0	--	
10/31/09	OLE MISS	0	0	0.0	0	--	
11/7/09	* FURMAN	10	44	4.4	1	2	
11/14/09	* at Georgia	0	0	0.0	0	--	
11/27/09	ALABAMA	0	0	0.0	0	--	
1/1/10	Northwestern (Outback)	DID NOT PLAY					

DATE	OPPONENT	ATT	YDS	AVG.	TD	TD Runs
9/4/10	* ARKANSAS STATE	0	0	0.0	0	--
9/9/10	at Mississippi State	1	0	0.0	0	--
9/18/10	CLEMSON	0	0	0.0	0	--
9/25/10	SOUTH CAROLINA	0	0	0.0	0	--
10/2/10	LOUISIANA-MONROE	0	0	0.0	0	--
10/9/10	at Kentucky	0	0	0.0	0	--
10/16/10	ARKANSAS	0	0	0.0	0	--
10/23/10	LSU	0	0	0.0	0	--
10/30/10	at Ole Miss	0	0	0.0	0	--
11/6/10	CHATTANOOGA	0	0	0.0	0	--
11/13/10	GEORGIA	0	0	0.0	0	--
11/26/10	* at Alabama	0	0	0.0	0	--
12/4/10	South Carolina (SECCG)	0	0	0.0	0	--



RYAN SMITH #24
DB
6-1 • 183 • Fr. • HS
Cordova, Ala. (Cordova)
Undecided

2010 — Appeared in 13 games and totaled three tackles primarily on special teams ... Saw limited snaps in season opener vs. Arkansas State but did not register a tackle ... Played in SEC opener at Mississippi State but did not record a tackle ... Saw snaps vs. Clemson but did not have a tackle ... Had limited snaps vs. South Carolina ... Saw playing time vs. ULM but did not have a tackle ... Saw playing time but did not have a tackle vs. Kentucky ... Had one solo tackle vs. Arkansas ... Played but did not have a tackle vs. LSU ... Saw playing time vs. Ole Miss ... Played but did not have a tackle vs. UTC ... Totaled one solo tackle vs. Georgia ... Played vs. Alabama but did not have a tackle ... Had one solo tackle in win over South Carolina in SEC Championship Game.

HIGH SCHOOL — High School Coach: Scott Basden ... Ranked as the nation's No. 93 safety by Scout.com ... Ranked No. 170 nationally as an athlete by ESPN.com/Scouts, Inc. ... Ranked as the No. 27 player in Alabama by SuperPrep ... Named to the Class 3A All-State First Team as a senior and junior by the Alabama Sports Writers Association, and earned 3A Back of the Year honors as a senior ... Finished fourth in the Alabama Mr. Football voting as a senior ... Led Cordova to three straight appearances in state title game ... Rushed for 1,856 yards and 26 touchdowns as a senior ... As a junior, rushed for 1,376 yards and 19 touchdowns on just 175 attempts (7.9 ypc) while throwing for 1,274 yards and 20 scores ... Also had 70 tackles and six interceptions during junior season.

PERSONAL — Born May 12, 1991 ... Son of Chris Smith and Diann Simon ... Major: Undecided.

SMITH'S CAREER DEFENSIVE STATS

YEAR	G/GS	TT	UT	AT	TFL-YDS	QBS-YDS	FF/FR	PD	I/YDS
2010	13/0	3	3	0	0.0-0	0.0-0	0/0	0	0/0

SMITH'S GAME-BY-GAME DEFENSIVE STATS

DATE	OPPONENT	TT	UT	AT	PD	INT-YDS
9/4/10	ARKANSAS STATE	0	0	0	0	0-0
9/9/10	at Mississippi State	0	0	0	0	0-0
9/18/10	CLEMSON	0	0	0	0	0-0
9/25/10	SOUTH CAROLINA	0	0	0	0	0-0
10/2/10	LOUISIANA-MONROE	0	0	0	0	0-0
10/9/10	at Kentucky	0	0	0	0	0-0
10/16/10	ARKANSAS	1	1	0	0	0-0
10/23/10	LSU	0	0	0	0	0-0
10/30/10	at Ole Miss	0	0	0	0	0-0
11/6/10	CHATTANOOGA	0	0	0	0	0-0
11/13/10	GEORGIA	1	1	0	0	0-0
11/26/10	at Alabama	0	0	0	0	0-0
12/4/10	South Carolina (SECCG)	1	1	0	0	0-0



The Players



TRAVANTE STALLWORTH

#85
WR

5-9 • 188 • So. • 1L
Leesville, Ala. (Leesville)
Liberal Arts

2010 — Appeared in three games ... Saw limited snaps vs. Arkansas State but did not have a catch ... Also saw playing time vs. Louisiana-Monroe and Chattanooga.

2009 — Appeared in 10 games before season ending injury vs. Furman ... Saw playing time vs. Louisiana Tech in season opener but did not have a catch ... Had 21 receiving yards on two catches vs. Ball State ... Rushed one time for 10 yards vs. Tennessee ... Against Ole Miss, rushed two times for 22 yards with a long of 14 yards ... Had one 16-yard run vs. Furman.

HIGH SCHOOL — High School Coach: Terence Williams ... During his senior season, completed 92-of-150 passes for 1,339 yards and 14 touchdowns, while also rushing for 546 yards and 15 scores on 130 carries ... As a junior, competed 113 of 200 passes for 1,340 yards and 10 touchdowns, while also rushing for 940 yards on 165 carries with 17 touchdowns.

PERSONAL — Born March 5, 1991 ... Son of James and Jalaine Stallworth ... Major: Liberal Arts.

STALLWORTH'S CAREER RECEIVING STATS

YEAR	G/GS	NO	YDS	AVG	TD	LP/OPPONENT
2009	10/0	2	21	10.5	0	16/Ball State
2010	3/0	0	0	0.0	0	-
Totals	13/0	2	21	10.5	0	16/Ball State



CRAIG STEVENS

#46
LB

6-3 • 229 • Sr. • 3L
Tallahassee, Fla. (Lincoln)
Graduate

CAREER — Started 37 consecutive games he has played ... Has at least one tackle in 29 consecutive games played ... Four double-digit tackle performances.

2010 — *Outland Trophy Watch List* ... *Coaches' Second-Team Preseason All-SEC* ... *First-Team Preseason All-SEC according to Phil Steele* ... *Named to Butkus Award watch list* ... Appeared in 11 games, all starts and totaled 57 tackles with 3.5 TFLs and half a sack ... T-33rd in SEC in tackles per game (5.1) ... Saw first snaps of season and started vs. Clemson, totaling two tackles ... Registered five tackles, one solo, vs. South Carolina ... Started vs. ULM and totaled three tackles in limited action ... Against Kentucky, totaled half a sack (minus 1 yard), 1.0 TFL (minus 3 yards) a fumble recovery that led to AU field goal in second quarter and four total tackles ... Against Arkansas, led AU and tied career best with 12 tackles (four solo) ... Also forced one fumble, first of season, that was returned for a TD in fourth quarter ... Against LSU, totaled seven tackles, three solo, with 1.0 TFL for minus 2 yards with one PBU ... Totaled four tackles vs. Ole Miss ... Started vs. UTC and totaled two tackles with 1.5 TFLs for minus 3 yards and one QB hurry ... Against Georgia, led team with nine tackles including six solo stops ... Also had one QB hurry ... Against Alabama, totaled six tackles, with four solo stops and helped hold Alabama to 67 yards total offense in second half ... In SEC Championship Game vs. South Carolina, totaled three tackles, all solo, with one QB hurry.

2009 — **Auburn Co-Defensive MVP** ... 11th in SEC/81st in NCAA in tackles per game, 7.3 tpg ... T-62nd in NCAA in solo tackles per game, 5.0 ... *Named SEC Defensive Player of the Week (9/21)* ... *Phil Steele's Third-Team Midseason All-SEC* ... Started all 13 games ... Totaled second-most tackles on team with 95 ... Registered 11 tackles vs. Tennessee

and 12 vs. Arkansas to become first AU player to register double-digit tackle performances in consecutive games since Mark Brown in 2002 (10 vs. Miss St. & 11 vs. Vandy) ... Started at linebacker in season opener vs. Louisiana Tech and tied career high eight tackles ... Also had 1.5 TFLs (minus 3 yards) and 1.0 sack (minus 2 yards) ... Sack was first of career ... Against Mississippi State, had 2.0 TFLs (minus 4 yards) with seven tackles, four solo ... Picked off first career pass and returned it 15 yards for first career TD vs. West Virginia ... INT gave Auburn 41-30 lead with 3:20 left in game ... Also had 11 tackles, eight solo, vs. WVA ... Against Ball State, racked up half a sack (minus 12 yards), one forced fumble, one QB hurry and six total tackles, with four solo stops ... Forced fumble was first since 2007 (Mississippi State) ... Led Tigers, and tied career-high, with 11 tackles in win over Tennessee ... Also had one QB hurry, one pass break-up and a TFL (minus 1 yard) against the Vols ... Against Arkansas, set career high and led team with 12 tackles ... Nine tackles were solo stops ... Against Kentucky, had a QB hurry, half a TFL (minus 1 yard) and seven total tackles ... Against LSU, recovered a fumble and totaled seven tackles, three solo ... Had one QB hurry, 1.5 TFLs (minus 3 yards) and eight total tackles vs. Ole Miss ... Five of eight tackles were solo vs. Rebels ... In limited playing time, logged two solo stops vs. Furman ... Totaled four tackles vs. Georgia ... Recorded six tackles, three solo, vs. Alabama ... Against Northwestern in Outback Bowl, had a sack for minus 14 yards and six total tackles ... Five of six tackles were solo.

2008 — Finished tied for 43rd in SEC in tackles per game (4.5) ... Started all 12 games ... Finished with fourth-most tackles on team with 54, with 31 solo stops ... Also had half a TFL, one fumble recovery, one QB hurry and two pass break-ups ... Against Louisiana-Monroe recorded one pass break-up and three tackles, two solo ... Registered four tackles, three solo, and one fumble recovery against Southern Miss ... Returned fumble 6 yards ... Had four tackles, with three solo, in win at Mississippi State ... Had season-best five tackles, two solo, vs. LSU ... Broke up a pass and had three solo tackles, and one assisted stop, vs. Tennessee ... Recorded career-best seven tackles, five solo, with half a TFL for minus 1 yard vs. Arkansas ... Had four tackles, two solo, vs. West Virginia ... Totaled a career-best eight tackles, with three solo, vs. Ole Miss ... Recorded six tackles, three solo, vs. UT Martin ... Against Georgia, had one QB hurry to go with five total tackles, four solo ... Had four total tackles, one solo, vs. Alabama.

2007 — *Sporting News SEC All-Freshman Team* and *Sporting News Honorable Mention Freshman All-America* ... 11th on team with 35 tackles ... Started eight games ... Had three stops, including one solo tackle and a quarterback hurry against Kansas State ... Two tackles and a hurry versus South Florida ... Made first career start against Mississippi State, tallying three tackles ... Career-best six tackles against New Mexico State ... Four tackles at Florida ... Five tackles, including four solo stops against Vanderbilt ... Tied career-high with six tackles at Arkansas while helping holding All-Americans Darren McFadden and Felix Jones to 85 yards rushing combined, 197 below their season average ... For his efforts against the Razorbacks, was named *Coaches' Defensive Player of the Game* ... Two tackles at LSU ... Had two tackles in win vs. Ole Miss ... Recorded two tackles vs. Clemson in the Chick-fil-A Bowl.

2006 — Saw time in three games ... Placed second on the team with five tackles, including three solo, at Mississippi State ... Posted a tackle for loss (-1) against the Bulldogs ... Played in his first career game against Washington State.

HIGH SCHOOL — High School Coach: Kyle Rice ... Finished with 120 tackles, five sacks and three fumble recoveries as a senior ... Had 22 tackles in his final game in the state playoffs ... Had 140 tackles as a junior including a career-high 25 tackles vs. Madison ... Florida Sports Writers Association Class 4A second-team All-State as a senior ... Helped team to the second round of the 2005 Class 4A playoffs ... Selected to play in the CaliFlorida Bowl, representing the state of Florida ... No. 36 in the Rivals Preseason Florida Top 100 and No. 41 in the Postseason Florida Top 100 ... Rivals.com Rivals 250 ... Ranked No. 74 at linebacker by Scout.com ... Ranked as the 35th-best prospect in Florida by the *Orlando Sentinel*.

PERSONAL — Born Jan. 19, 1988 ... Son of Doug and Elizabeth Jones ... Graduated December '09 with degree in business management ... Major: Graduate.

STEVENS' CAREER DEFENSIVE STATS

YEAR	G/GS	TT	UT	AT	TFL-YDS	QBS-YDS	FF/FR	PD	I/YDS
2006	3/0	6	3	3	1.0-1	0.0-0	0/0	0	0-0
2007	10/8	35	20	15	0.0-0	0.0-0	1/0	1	0-0
2008	12/12	54	31	23	0.5-1	0.0-0	0/1	2	0-0
2009	13/13	95	55	40	8.0-38	2.5-28	1/1	3	1-15
2010	11/11	57	25	32	3.5-10	0.5-1	1/1	1	0-0
Totals	49/44	247	134	113	13.0-50	3.0-59	3/3	7	1-15



The Players



STEVENS' CAREER GAME HIGH STATS

	No.	Opponent	Date
Tackles	12	2x (last Arkansas)	10/16/10
Sacks	1.0	2x (last vs. Northwestern)	1/1/10
TFL	2.0	Mississippi State	9/12/09

STEVENS' GAME-BY-GAME DEFENSIVE STATS


DATE	OPPONENT	TT	UT	AT	TFL-YDS	QBS-YDS
9/2/06	WASHINGTON STATE	0	0	0	0.0-0	0.0-0
9/9/06	at Mississippi State	5	3	2	1.0-1	0.0-0
9/16/06	LSU	1	0	1	0.0-0	0.0-0
9/23/06	BUFFALO				DID NOT PLAY	
9/28/06	at South Carolina				DID NOT PLAY	
10/7/06	at Arkansas				DID NOT PLAY	
10/14/06	FLORIDA				DID NOT PLAY	
10/21/06	TULANE				DID NOT PLAY	
10/28/06	at Ole Miss				DID NOT PLAY	
11/4/06	ARKANSAS STATE				DID NOT PLAY	
11/11/06	GEORGIA				DID NOT PLAY	
11/18/06	at Alabama				DID NOT PLAY	
1/1/07	vs. Nebraska (Cotton)				DID NOT PLAY	

DATE	OPPONENT	TT	UT	AT	TFL-YDS	QBS-YDS
9/1/07	KANSAS STATE	3	1	2	0.0-0	0-0
9/8/07	SOUTH FLORIDA	2	1	1	0.0-0	0-0
9/15/07	* MISSISSIPPI STATE	3	1	2	0.0-0	0-0
9/22/07	* NEW MEXICO STATE	6	3	3	0.0-0	0-0
9/29/07	* at Florida	4	2	2	0.0-0	0-0
10/6/07	* VANDERBILT	5	4	1	0.0-0	0-0
10/13/07	* at Arkansas	6	5	1	0.0-0	0-0
10/20/07	* at LSU	2	1	1	0.0-0	0-0
10/27/07	* OLE MISS	2	1	1	0.0-0	0-0
11/3/07	TENNESSEE TECH				DID NOT PLAY	
11/10/07	at Georgia				DID NOT PLAY	
11/24/07	ALABAMA				DID NOT PLAY	
12/31/07	* vs. Clemson (Chick-fil-A)	2	1	1	0.0-0	0-0

DATE	OPPONENT	TT	UT	AT	TFL-YDS	QBS-YDS
8/30/08	* LOUISIANA-MONROE	3	2	1	0.0-0	0.0-0
9/6/08	* SOUTHERN MISS	4	3	1	0.0-0	0.0-0
9/13/08	* at Mississippi State	4	3	1	0.0-0	0.0-0
9/20/08	* LSU	5	2	3	0.0-0	0.0-0
9/27/08	* TENNESSEE	4	3	1	0.0-0	0.0-0
10/4/08	* at Vanderbilt	0	0	0	0.0-0	0.0-0
10/11/08	* ARKANSAS	7	5	2	0.5-1	0.0-0
10/23/08	* at West Virginia	4	2	2	0.0-0	0.0-0
11/1/08	* at Ole Miss	8	3	5	0.0-0	0.0-0
11/8/08	* TENNESSEE-MARTIN	6	3	3	0.0-0	0.0-0
11/15/08	* GEORGIA	5	4	1	0.0-0	0.0-0
11/29/08	* at Alabama	4	1	3	0.0-0	0.0-0

DATE	OPPONENT	TT	UT	AT	TFL-YDS	QBS-YDS
9/5/09	* LOUISIANA TECH	8	6	2	1.5-3	1.0-2
9/12/09	* MISSISSIPPI STATE	7	4	3	2.0-4	0.0-0
9/19/09	* WEST VIRGINIA	11	8	3	0.0-0	0.0-0
9/26/09	* BALL STATE	6	4	2	0.5-12	0.5-12
10/3/09	* at Tennessee	11	5	6	1.0-1	0.0-0
10/10/09	* at Arkansas	12	5	7	0.0-0	0.0-0
10/17/09	* KENTUCKY	7	3	4	0.5-1	0.0-0
10/24/09	* at LSU	7	4	3	0.0-0	0.0-0
10/31/09	* OLE MISS	8	5	3	1.5-3	0.0-0
11/7/09	* FURMAN	2	2	0	0.0-0	0.0-0
11/14/09	* at Georgia	4	1	3	0.0-0	0.0-0
11/27/09	* ALABAMA	6	3	3	0.0-0	0.0-0
1/1/10	* Northwestern (Outback)	6	5	1	1.0-14	1.0-14

DATE	OPPONENT	TT	UT	AT	TFL-YDS	QBS-YDS
9/4/10	ARKANSAS STATE				DID NOT PLAY	
9/9/10	at Mississippi State				DID NOT PLAY	
9/18/10	* CLEMSON	2	1	1	0.0-0	0.0-0
9/25/10	* SOUTH CAROLINA	5	1	4	0.0-0	0.0-0
10/2/10	* LOUISIANA-MONROE	3	1	2	0.0-0	0.0-0
10/9/10	* at Kentucky	4	0	4	1.0-3	0.5-1
10/16/10	* ARKANSAS	12	4	8	0.0-0	0.0-0
10/23/10	* LSU	7	3	4	1.0-2	0.0-0
10/30/10	* at Ole Miss	4	1	3	0.0-0	0.0-0
11/6/10	* CHATTANOOGA	2	1	1	1.5-5	0.0-0
11/13/10	* GEORGIA	9	6	3	0.0-0	0.0-0
11/26/10	* at Alabama	6	4	2	0.0-0	0.0-0
12/4/10	* South Carolina (SECCG)	3	3	0	0.0-0	0.0-0



JOHN SULLEN #71
OL

6-6 • 312 • So. • 1L
Auburn, Ala. (Auburn)
Pre-Mechanical Engineering

2010 — Appeared in 12 games ... Part of o-line that has allowed 21 sacks in 261 pass attempts this season ... Saw limited snaps in season opener vs. Arkansas State as o-lined paved way for 608 yards total offense ... Played in SEC opener at Mississippi State, primarily on special teams ... Saw snaps on special teams vs. Clemson ... Replaced starter A.J. Greene (injured) at RT in second half vs. Clemson .. Did not play vs. South Carolina ... Saw limited snaps vs. ULM and helped Tigers rush for 233 yards ... Saw snaps vs. Kentucky and part of o-line that did not allow a sack in 21 pass attempts ... Played vs. Arkansas and helped Tigers put most points ever vs. an SEC team with 65 ... Helped AU rush for 440 yards vs. LSU, the most ever against an LSU defense ... Part of o-line that totaled 572 yards total offense vs. Ole Miss ... Against UTC, helped AU offense average 11.6 yards per play and total 628 yards offense ... Against Georgia, part of offense that totaled 463 yards including 315 yards rushing ... Against Alabama, helped Tigers total 332 yards of offense and score 28 points over the final three quarters ... In SEC Championship Game vs. South Carolina, helped Auburn rack up 589 yards total offense with 238 yards rushing and 351 passing.


2009 — Appeared in 13 games with one start ... Saw game action in season opener vs. Louisiana Tech ... Did not give up a sack in limited action vs. Mississippi State ... Made first career start against Ball State ... Saw extensive playing time vs. Furman, picking up two knockdown blocks ... Totaled 4.5 knockdown blocks against Ball State.

HIGH SCHOOL — High School Coach: Tim Carter ... Named to the Class 6A All-State team by the Alabama Sports Writers Association as a senior ... Graded out at 86 percent with 55 pancake blocks ... Earned ASWA honorable mention all-state honors as a junior ... Ranked nationally 35th among offensive guards and 21st on the Alabama Postseason Top 40 by Rivals.com ... Listed as the nation's No. 63 offensive tackle by ESPN.com/Scouts, Inc. ... Ranked as the nation's No. 102 offensive tackle by Scout.com ... Listed as the No. 34 player from Alabama by SuperPrep ... Named to PrepStar's All-Southeast Region team.

PERSONAL — Born Dec. 31, 1990 ... Son of John and Brelinda Sullen ... Major: Pre-Mechanical Engineering.



The Players



NEIKO THORPE #15 DB

6-2 • 186 • Jr. • 2L
Tucker, Ga. (HS)
Philosophy

CAREER — Has one return for touchdown, a 69-yard blocked FG vs. Kentucky (10/17/09).

2010 — *Coaches' Second-Team Preseason All-SEC* ... Appeared in 13 games with 12 starts and totaled 62 tackles with a team-best nine PBU's ... Started season opener vs. Arkansas State, totaling four tackles and one PBU ... In SEC opener at Mississippi State, totaled three tackles, with two solo, and one PBU ... Against Clemson, totaled five tackles with four solo stops ... Broke up a pass and totaled three tackles vs. South Carolina ... Saw limited playing time vs. ULM, totaling a pair of solo tackles ... Totaled four tackles vs. Kentucky ... Against Arkansas, recorded 10 tackles, all solo stops, and had one PBU ... Against LSU, broke up one pass and recorded six tackles, with four solo ... Against Ole Miss, led team with seven tackles with five coming on solo stops ... In limited snaps vs. UTC, broke up one pass and had two solo tackles ... Started vs. Georgia but did not have a tackle ... Against Alabama, led all tacklers with a season-high 12 stops ... Also had half a TFL (first of season) for minus 1 yard and two PBU's ... In SEC Championship Game vs. South Carolina, had four tackles, with three solo stops, and one PBU.

2009 — *T-20th in SEC in tackles per game, 6.5 tpg ... T-12th SEC in passes defended per game, 0.75 ... Phil Steele's Third-Team Midseason All-SEC* ... Started all 13 games ... Finished with third-most tackles on team with 84 ... Started at cornerback in season opener vs. Louisiana Tech ... Broke up one pass and recorded three solo tackles vs. Tech ... Totaled seven tackles, five solo, in victory over Mississippi State ... Intercepted a pass, broke-up two passes and had seven tackles vs. West Virginia ... The pick vs. WVA ended a scoring threat at the AU 25-yard line ... Against Ball State, totaled six tackles with five solo stops ... Registered seven tackles in win over Tennessee ... Against Arkansas, set a career high with 11 tackles ... Eight of 11 tackles were solo stops ... Recovered blocked field goal attempt and returned it 69 yards for TD against Kentucky ... Also broke up two passes and totaled four tackles vs. UK ... Against LSU, broke up pass and totaled eight tackles ... Forced a fumble and broke up one pass vs. Ole Miss ... Had a pair of solo tackles vs. Rebels ... In limited time vs. Furman, logged two tackles, one solo ... Against Georgia, had half a TFL (minus 1 yard) to go with five tackles ... Half a TFL vs. Bulldogs was first of career ... Broke up one pass and totaled eight tackles, seven solo, vs. Alabama ... Posted a career, team season and game high with 14 tackles vs. Northwestern in Outback Bowl ... Totaled 13 solo tackles ... Also had one interception vs. Northwestern ... Last tackle came on last play of game that prevented game-winning TD on fake field goal in overtime, with tackle coming just short of goal line.

2008 — *Coaches' All-SEC Freshman Team* ... Played in 11 games with one start ... Finished tied for ninth-most tackles on team with 29, with 20 solo stops ... Tied for second-most interceptions on team with two and most return interception yardage with 101 yards ... Also totaled four pass break-ups ... In first collegiate action, led Tigers with seven tackles including five solo vs. Louisiana-Monroe ... Also broke up two passes vs. Warhawks ... Forced a fumble and had one solo tackle vs. Southern Miss ... Recorded four total tackles, three solo, against Tennessee ... Broke up two passes and had two tackles vs. Vanderbilt ... In first career start, recorded first career INT and returned it 59 yards vs. Arkansas ... The return is tied for 16th longest in AU history ... Also had seven tackles, three solo, vs. Razorbacks ... Left game in first half due to injury vs. West Virginia ... Did not play vs. Ole Miss due to injury ... Intercepted a pass and returned it 42 yards to seal victory over UT Martin ... Against Alabama, had four total tackles with three solo stops.

HIGH SCHOOL — Had 64 tackles including six tackles for loss, 11 pass breakups, three interceptions and forced a fumble as a senior ... Named an Under Armour All-America as a senior ... Registered 18 sacks as a junior ... Was honorable mention all-county as a junior ... Rated as 11th best corner back in nation by Scouts.com ... Ranked 53rd best player in Georgia by *SuperPrep* ... He also ran track.

PERSONAL — Born Feb. 11, 1990 ... Son of Glenn Thorpe and Nickie Lipscomb ... Major: Philosophy.

THORPE' CAREER DEFENSIVE STATS

YEAR	G/GS	TT	UT	AT	TFL-YDS	QBS-YDS	FF/FR	PD	I/YDS
2008	11/1	29	20	9	0.0-0	0.0-0	1/0	6	2-101
2009	13/13	84	56	28	0.5-1	0.0-0	1/0	11	2-22
2010	13/13	62	44	18	0.5-1	0.0-0	0/0	9	0-0
Totals	37/27	175	120	55	1.0-2	0.0-0	2/0	26	4-123

THORPE'S CAREER GAME HIGH STATS

	No.	Opponent	Date
Tackles	14	Northwestern (Outback)	1/1/10
Interceptions	1	4x (last vs. Northwestern)	1/1/10

THORPE'S GAME-BY-GAME DEFENSIVE STATS

DATE	OPPONENT	TT	UT	AT	PD	INT-YDS	
8/30/08	LOUISIANA-MONROE	7	5	2	2	0-0	
9/6/08	SOUTHERN MISS	1	1	0	0	0-0	
9/13/08	MISSISSIPPI STATE	0	0	0	0	0-0	
9/20/08	LSU	2	2	0	0	0-0	
9/27/08	TENNESSEE	4	3	1	0	0-0	
10/4/08	at Vanderbilt	2	1	1	2	0-0	
10/11/08	* ARKANSAS	7	3	4	0	1-59	
10/23/08	at West Virginia	0	0	0	0	0-0	
11/1/08	at Ole Miss	DID NOT PLAY					
11/8/08	TENNESSEE-MARTIN	0	0	0	0	1-42	
11/15/08	GEORGIA	2	2	0	0	0-0	
11/29/08	at Alabama	4	3	1	0	0-0	

DATE	OPPONENT	TT	UT	AT	PD	INT-YDS
9/5/09	* LOUISIANA TECH	3	3	0	1	0-0
9/12/09	* MISSISSIPPI STATE	7	5	2	0	0-0
9/19/09	* WEST VIRGINIA	7	5	2	2	1-22
9/26/09	* BALL STATE	6	5	1	0	0-0
10/3/09	* at Tennessee	7	3	4	0	0-0
10/10/09	* at Arkansas	11	6	5	0	0-0
10/17/09	* KENTUCKY	4	3	1	2	0-0
10/24/09	* at LSU	8	2	6	1	0-0
10/31/09	* OLE MISS	2	2	0	1	0-0
11/7/09	* FURMAN	2	1	1	0	0-0
11/14/09	* at Georgia	5	1	4	0	0-0
11/27/09	* ALABAMA	8	7	1	1	0-0
1/1/10	* Northwestern (Outback)	14	13	1	1	1-0

DATE	OPPONENT	TT	UT	AT	PD	INT-YDS
9/4/10	* ARKANSAS STATE	4	3	1	1	0-0
9/9/10	* at Mississippi State	3	2	1	1	0-0
9/18/10	* CLEMSON	5	4	1	0	0-0
9/25/10	* SOUTH CAROLINA	3	2	1	1	0-0
10/2/10	* LOUISIANA-MONROE	2	2	0	0	0-0
10/9/10	* at Kentucky	4	1	3	0	0-0
10/16/10	* ARKANSAS	10	10	0	1	0-0
10/23/10	* LSU	6	4	2	1	0-0
10/30/10	* at Ole Miss	7	5	2	0	0-0
11/6/10	* CHATTANOOGA	2	2	0	1	0-0
11/13/10	* GEORGIA	0	0	0	0	0-0
11/26/10	* at Alabama	12	6	6	2	0-0
12/4/10	* South Carolina (SECCG)	4	3	1	1	0-0



The Players



JAMAR TRAVIS #74 DL

6-0 • 288 • So. • 1L
Brewton, Ala. (W.S. Neal)
Liberal Arts

2010 — Appeared in 13 games and totaled two tackles ... Saw limited snaps in season opener vs. Arkansas State and did not record a tackle ... Played in SEC opener at Mississippi State but did not register a tackle ... Saw playing time vs. Clemson but did not have a tackle ... Did not play vs. South Carolina ... Saw playing time and logged one solo tackle vs. ULM ... Played vs. Kentucky but did not have a tackle ... Saw limited snaps vs. Arkansas ... Played vs. LSU but did not have a tackle ... Saw playing time vs. Ole Miss ... Had one solo tackle vs. UTC ... Saw playing time vs. Georgia ... Played primarily on special teams vs. Alabama ... Saw playing time vs. South Carolina in SEC Championship Game.

HIGH SCHOOL — High School Coach: Blaine Hathcock ... As a junior, had 60 tackles, including 20 tackles for loss and four sacks ... First Team All-State as a junior by the Alabama Sports Writers Association ... Named a PrepStar All-American ... Listed as the nation's No. 11 defensive tackle by ESPN.com/Scouts, Inc. ... Ranked 29th nationally among defensive tackles and 11th on the Alabama Postseason Top 40 by Rivals.com ... Ranked as the nation's No. 32 defensive tackle by Scout.com ... Listed as the No. 17 player from Alabama by SuperPrep ... Ranked No. 22 on the Birmingham News' Super Seniors list.

PERSONAL — Born Sept. 24, 1990 ... Son of Ronald and Chello Travis ... Major: Liberal Arts.



BARRETT TROTTER #14 QB

6-2 • 211 • So. • SQ
Birmingham, Ala. (Briarwood Christian)
Communications

2010 — Appeared in six games and totaled 64 yards on 6-of-9 passing ... In season opener vs. Arkansas State, completed only pass attempt for 13 yards to Derek Winter ... Saw extended snaps vs. ULM, rushing for 29 yards on two carries including first career TD (rushing or passing) ... TD run came from 18 yards out ... Also hit 3-of-5 passes for 27 yards with a long throw of 15 yards ... In limited snaps vs. Ole Miss, rushed one time for 2 yards and did not have a pass attempt ... Hit 1-of-2 pass attempts for 8 yards vs. UTC ... In SEC Championship Game vs. South Carolina, rushed twice for 37 yards and hit 1-of-1 pass attempts for 16 yards in limited duty.

2009 — SEC Academic Honor Roll ... Did not play due to injury.

2008 — Redshirted.

HIGH SCHOOL — High School Coach: Fred Yancey ... Threw for 7,968 passing yards, 88 touchdowns and 23 interceptions during career ... Both marks are school records and his 88 touchdown passes are third all-time in Alabama State High School history ... Completed 63 percent of passes during career ... Led Briarwood to 2007 state semi-finals by completing 228-of-361 passes for 3,469 yards and 47 touchdowns with eight interceptions ... Also rushed for 610 yards on 104 attempts and six touchdowns as a senior ... Named ASWA Super 12 and All-State 6A first-team quarterback as a senior ... As a senior also named *Birmingham News* Metro Player of the Year, ScoutSouth.com Star of Alabama, Mr. Football 5A Back of the Year, and finalist for Mr. Football ... In 11 contests as a junior, completed 188-of-315 passes for 2,414 yards and 22 touchdowns, while rushing for 489 yards on 99 attempts with seven touchdowns ... *Birmingham News* All-Metro Team Athlete as a junior.

PERSONAL — Born Feb. 10, 1989 ... Son of Rick and Lynn Trotter ... Major: Communications.

TROTTER'S CAREER PASSING STATS

YEAR	G/GS	CMP	ATT	PCT	YDS	INT	TD	LP/OPPONENT
2010	5/0	6	9	66.7	64	0	0	16/South Carolina (SECCG)

TROTTER'S GAME-BY-GAME PASSING STATS

DATE	OPPONENT	CMP	ATT	YDS	INT	TD	TD Pass
9/4/10	ARKANSAS STATE	1	1	13	0	0	--
9/9/10	at Mississippi State			DID NOT PLAY			
9/18/10	CLEMSON			DID NOT PLAY			
9/25/10	SOUTH CAROLINA			DID NOT PLAY			
10/2/10	LOUISIANA-MONROE	3	5	27	0	0	--
10/9/10	at Kentucky			DID NOT PLAY			
10/16/10	ARKANSAS			DID NOT PLAY			
10/23/10	LSU			DID NOT PLAY			
10/30/10	at Ole Miss	0	0	0	0	0	--
11/6/10	CHATTANOOGA	1	2	8	0	0	--
11/13/10	GEORGIA	0	0	0	0	0	--
11/26/10	at Alabama			DID NOT PLAY			
12/4/10	South Carolina (SECCG)	1	1	16	0	0	--



DEMOND WASHINGTON #14 DB

5-9 • 182 • Sr. • 1L
Tallasee, Ala. (Mississippi Gulf Coast CC)
Philosophy

CAREER — Set AU single-season record for KO return yards with 1,025 in 2010 ... Set school single-season record for highest kickoff return yard average, with a 31.06 mark per return in 2009 ... AU single-game record of 202 kickoff return yards at Georgia (11/14/09) ... School-record 229 combined kick return yards (202 KOR/27 PR) at Georgia in 2009 ... Six games with 100-plus yards in kickoff return yards ... Is third in AU history in career KO return yards (1,522) and return average (26.7).

2010 — *Paul Hornung Award watch list* ... *SEC Special Teams Co-Player of the Week (10/30)* ... *Paul Hornung's Most Versatile Performances of the Week Award (10/30)* ... Appeared in 13 games with 12 starts and totaled 48 tackles with 5.5 TFLs and 1.0 sack ... 6th in SEC and 47th in NCAA in KOR average (25.0) ... 1st in SEC in KOR yards (1,025) ... Started season opener vs. Arkansas State and totaled six tackles with 1.0 TFL for minus 1 yard ... Five of the six tackles were solo stops ... Also against ASU, returned five kickoffs for 126 yards, a 25.2 ypr average ... In SEC opener vs. Mississippi State, had one TFL (minus 2 yards) with four tackles on defense ... Had 64 yards on two KO returns with a long of 33 yards ... Against Clemson, recorded six tackles, five solo, with half a TFL ... Also averaged 24.6 yards on five KO returns totaling 123 yards ... Against South Carolina, notched first career interception to go with three tackles, a sack (minus 10 yards) and 76 yards on three KO returns ... The INT came in endzone on final USC drive of game and clinched win for Tigers ... Started vs. ULM and totaled two tackles, 1.0 TFL for minus 2 yards in limited snaps ... Also returned on KO for 27 yards ... Against Kentucky, broke up one pass, totaled two tackles and totaled 66 yards on four kickoff returns ... Against Arkansas, returned four kickoffs for 122 yards with a long of 47 yards ... Also totaled six tackles with four solo ... Against LSU, returned one KO for 26 yards and totaled four tackles, all solo, with 1.0 TFL for minus 1 yard ... Also had one QB hurry ... Against Ole Miss, recorded second career KO return for TD with a 95-yard return in the second quarter to give AU 31-17 lead ... Recorded the third highest KO return yardage total with 176 in AU history and the most in the SEC this season ... Also tied career-best with six tackles (all solo) with an interception that halted Ole Miss scoring threat in red zone ... Against UTC, broke up one pass and had one solo tackle in limited snaps ... Against Georgia, returned six KO's for 112 yards with a long return of 24 yards ... Also had a pair of solo tackles ... Against Alabama, totaled 65 yards on three kickoff returns and five tackles, all solo ... Also had first career fumble recovery ... In SEC Championship Game vs. South Carolina, had one solo tackle and returned two kickoffs for 42 yards.

2009 — *SEC Special Teams Player of the Week (11/16)* ... Ranked 1st in the SEC/6th in



The Players



NCAA in KO return yards, averaging 31.1 ypr ... Set AU record for KO return average in a season, 31.1 ypr ... Appeared in 13 games with four starts ... Totaled 536 return yards including 497 kickoff return and 39 punt return yards ... Finished with 36 tackles, a sack and four passes defended ... Had one QB hurry and registered two tackles vs. Louisiana Tech ... Recorded two assisted tackles with one QB hurry in SEC opener vs. Mississippi State ... Notched first career sack, for minus 12 yards, to go with five total tackles and one QB hurry vs. West Virginia ... Broke up one pass and totaled two tackles against Ball State ... Had four tackles, two solo, in win over Tennessee ... Registered one QB hurry and two tackles vs. Arkansas ... Broke up a pass and had two solo tackles vs. Kentucky ... Against LSU, broke up a pass and totaled a pair of solo tackles ... Had one tackle vs. Ole Miss ... Against Furman, made first career start and had three solo tackles in limited playing time ... Played defense and returned punts and kickoffs vs. Georgia ... Returned kickoff 99 yards for TD vs. UGA to tie game at 24-24 in third quarter ... The 99-yard return was the sixth-longest in AU history ... For the game, totaled 229 return yards, 202 kickoff and 27 punt, which set an AU record ... The 202 kickoff return yards also set AU record ... The 202 kickoff return yards and 229 return yards were both the fourth most in Southeastern Conference single-game history ... Averaged 40.4 yards per kickoff return which is the second-best in SEC history for a single game (min. 4 returns) ... Also totaled four tackles vs. Bulldogs ... Against Alabama, returned four kickoffs for 99 yards, with long of 35 yards, and totaled three tackles with a pair of solo stops ... Against Northwestern in Outback Bowl, racked up 111 yards on four kickoff returns (27.8 ypr) and totaled four tackles, all solo stops ... Also broke up one pass.

JUNIOR COLLEGE — Junior College Coach: Steve Campbell ... In 12 games during his freshman season at Gulf Coast, rushed for 1,182 yards and 12 touchdowns on just 172 carries, and returned two punts for touchdowns ... Helped lead team to the National Championship ... Played defense as a sophomore and had 55 tackles and three interceptions, returning them all for touchdowns, while also returning four punts for scores ... Ranked as the third-best junior college prospect by SuperPrep ... Ranked No. 91 on the Rivals.com junior college top 100.

HIGH SCHOOL — High School Coach: Phil Lindsey ... Had an injury-plagued senior season, but as a junior, scored 27 touchdowns ... Named to the 2005 Class 4A all-state first team as an athlete by the Alabama Sports Writers Association.

PERSONAL — Born Sept. 30, 1987 ... Son of Cynthia McCantz ... Major: Philosophy.

WASHINGTON'S CAREER RETURN STATS

YEAR	G/GS	KO	PUNT	TOTAL	TD-YDS
2009	13/4	497	39	536	1-99
2010	13/12	1025	0	1025	1-95
Totals	26/16	1522	39	1561	2-194

WASHINGTON'S CAREER DEFENSIVE STATS

YEAR	G/GS	TT	UT	AT	TFL-YDS	QBS-YDS	FF/FR	PD	I/YDS
2009	13/4	36	22	14	1.0-12	1.0-12	0/0	4	0/0
2010	13/12	48	40	8	1.5-16	1.0-10	0/1	3	2/0
Totals	26/16	84	62	22	6.5-28	2.0-22	0/1	7	2/0

WASHINGTON'S GAME-BY-GAME RETURN YARDS


DATE	OPPONENT	KO	PUNT	Total	TD-YDS
9/5/09	LOUISIANA TECH	0	0	0	0-0
9/12/09	MISSISSIPPI STATE	0	7	7	0-0
9/19/09	WEST VIRGINIA	0	0	0	0-0
9/26/09	BALL STATE	0	0	0	0-0
10/3/09	at Tennessee	0	0	0	0-0
10/10/09	at Arkansas	0	0	0	0-0
10/17/09	KENTUCKY	0	0	0	0-0
10/24/09	at LSU	1-28	0	28	0-0
10/31/09	OLE MISS	2-57	0	57	0-0
11/7/09	* FURMAN	0	0	0	0-0
11/14/09	* at Georgia	5-202	1-27	229	1-99
11/27/09	* ALABAMA	4-99	5	104	0-0
1/1/10	* Northwestern (Outback)	4-111	0	111	0-0

DATE	OPPONENT	KO	PUNT	Total	TD-YDS
9/4/10	* ARKANSAS STATE	126	0	126	0-0
9/9/10	* at Mississippi State	64	0	64	0-0
9/18/10	* CLEMSON	123	0	123	0-0
9/25/10	* SOUTH CAROLINA	76	0	76	0-0
10/2/10	* LOUISIANA-MONROE	27	0	27	0-0
10/9/10	* at Kentucky	66	0	66	0-0
10/16/10	* ARKANSAS	122	0	122	0-0
10/23/10	* LSU	26	0	26	0-0
10/30/10	* at Ole Miss	176	0	176	1-95
11/6/10	* CHATTANOOGA	0	0	0	0-0
11/13/10	* GEORGIA	112	0	112	0-0
11/26/10	* at Alabama	65	0	65	0-0
12/4/10	* South Carolina (SECCG)	42	0	42	0-0

WASHINGTON'S GAME-BY-GAME DEFENSIVE STATS

DATE	OPPONENT	TT	UT	AT	PD	INT-YDS
9/5/09	LOUISIANA TECH	2	1	1	0	0-0
9/12/09	MISSISSIPPI STATE	2	0	2	0	0-0
9/19/09	WEST VIRGINIA	5	3	2	0	0-0
9/26/09	BALL STATE	2	2	0	1	0-0
10/3/09	at Tennessee	4	2	2	0	0-0
10/10/09	at Arkansas	2	0	2	0	0-0
10/17/09	KENTUCKY	2	2	0	1	0-0
10/24/09	at LSU	2	2	0	1	0-0
10/31/09	OLE MISS	1	0	1	0	0-0
11/7/09	* FURMAN	3	3	0	0	0-0
11/14/09	* at Georgia	4	1	3	0	0-0
11/27/09	* ALABAMA	3	2	1	0	0-0
1/1/10	* Northwestern (Outback)	4	4	0	1	0-0

DATE	OPPONENT	TT	UT	AT	PD	INT-YDS
9/4/10	* ARKANSAS STATE	6	5	1	0	0-0
9/9/10	* at Mississippi State	4	3	1	0	0-0
9/18/10	* CLEMSON	6	4	2	0	0-0
9/25/10	* SOUTH CAROLINA	3	1	2	0	1-0
10/2/10	* LOUISIANA-MONROE	2	2	0	0	0-0
10/9/10	* at Kentucky	2	1	1	1	0-0
10/16/10	* ARKANSAS	6	4	2	0	0-0
10/23/10	* LSU	4	4	0	0	0-0
10/30/10	* at Ole Miss	6	6	0	1	1-0
11/6/10	* CHATTANOOGA	1	1	0	1	0-0
11/13/10	* GEORGIA	2	2	0	0	0-0
11/26/10	* at Alabama	5	5	0	0	0-0
12/4/10	* South Carolina (SECCG)	1	1	0	0	0-0



JEFFREY #54
WHITAKER DT

6-3 • 308 • Fr. • HS
Warner Robins, Ga. (Warner Robins)
Pre-Business

2010 — Appeared in 12 games and totaled seven tackles ... Saw limited action in season opener vs. Arkansas State, totaling one tackle ... Played in SEC opener at Mississippi State but did not have a tackle ... Totaled one solo tackle in limited snaps vs. Clemson ... Had a QB hurry in limited snaps vs. South Carolina ... Had one solo tackle and one QB hurry vs. ULM ... Played but did not have a tackle vs. Kentucky ... Saw playing time but did not have a tackle vs. Arkansas ... Played but did not have a tackle vs. LSU ... Saw playing time vs. Ole Miss but did not register a tackle ... Against UTC, totaled three tackles with one solo ... Played vs. Georgia but did not have a tackle ... Saw limited snaps vs. Alabama and did not have a tackle ... Had one solo tackle in win over South Carolina in SEC Championship Game.

HIGH SCHOOL — High School Coach: Bryan Way ... No. 54-ranked player in the nation, No. 5-ranked defensive tackle and No. 5 player in Georgia by Rivals.com ... Rated as the No. 106 player in the nation, No. 11 among defensive tackles and No. 7 in Georgia by Scout.com ... Ranked as the nation's No. 17 defensive tackle by ESPN.com/Scouts, Inc. ... Ranked No. 27 among defensive linemen and the No. 9 player in Georgia by SuperPrep ... Named to the PrepStar All-American team ... No. 4 on



The Players



the Atlanta Journal Constitution's Top 50 ... No. 31 on the Mobile Press Register's Super Southeast 120 ... 2010 U.S. Army All-American Bowl participant ... Selected to play in the Georgia North-South All-Star game ... As a senior, had 38 tackles including 11 tackles for loss and two sacks ... Registered 40 tackles and 15 tackles for loss as a junior ... In his sophomore season, totaled 50 tackles and one sack.


PERSONAL — Born March 20, 1992 ... Raised by his aunt Cynthia Joseph ... Major: Pre-Business.

WHITAKER'S CAREER DEFENSIVE STATS

YEAR	G/GS	TT	UT	AT	TFL-YDS	QBS-YDS	FF/FR	PD	I/YDS
2010	13/0	7	4	3	0.0-0	0.0-0	0/0	0	0/0

WHITAKER'S GAME-BY-GAME DEFENSIVE STATS

DATE	OPPONENT	TT	UT	AT	TFL-YDS	QBS-YDS
9/4/10	ARKANSAS STATE	1	0	1	0.0-0	0.0-0
9/9/10	at Mississippi State	0	0	0	0.0-0	0.0-0
9/18/10	CLEMSON	1	1	0	0.0-0	0.0-0
9/25/10	SOUTH CAROLINA	0	0	0	0.0-0	0.0-0
10/2/10	LOUISIANA-MONROE	1	1	0	0.0-0	0.0-0
10/9/10	at Kentucky	0	0	0	0.0-0	0.0-0
10/16/10	ARKANSAS	0	0	0	0.0-0	0.0-0
10/23/10	LSU	0	0	0	0.0-0	0.0-0
10/30/10	at Ole Miss	0	0	0	0.0-0	0.0-0
11/6/10	CHATTANOOGA	3	1	2	0.0-0	0.0-0
11/13/10	GEORGIA	0	0	0	0.0-0	0.0-0
11/26/10	at Alabama	0	0	0	0.0-0	0.0-0
12/4/10	South Carolina (SECCG)	1	1	0	0.0-0	0.0-0



RYAN

#9

WHITE

DB

5-10 • 186 • Fr. • HS
Tallahassee, Fla. (Lincoln)
Pre-Business

2010 — Appeared in five games and totaled five tackles primarily on special teams ... Made first collegiate appearance on the road vs. Ole Miss but did not have a tackle ... Saw extended snaps vs. Chattanooga and registered five tackles with four solo stops.

HIGH SCHOOL — High School Coach: Yusuf Shakir ... No. 60-ranked athlete by ESPN.com/Scouts Inc. ... Ranked No. 62 among cornerbacks by Scout.com ... Named to the All-Southeast Region team by PrepStar ... Played quarterback at Lincoln ... Led Lincoln to a 9-4 season and 11th consecutive district championship in 2009 before falling in the playoffs 45-31 to top-ranked Niceville ... As a junior, had 640 rushing yards on 115 attempts including six touchdowns, and completed 76-of-161 passes for 1,063 yards while throwing 14 TDs ... Also excels on the track and field team.

PERSONAL — Born Jan. 22, 1992 ... Son of Will White and Tina Taylor ... Major: Pre-Business.

WHITE'S CAREER DEFENSIVE STATS

YEAR	G/GS	TT	UT	AT	TFL-YDS	QBS-YDS	FF/FR	PD	I/YDS
2010	5/0	5	4	1	0.0-0	0.0-0	0/0	1	0/0

WHITE'S GAME-BY-GAME DEFENSIVE STATS

DATE	OPPONENT	TT	UT	AT	PD	INT-YDS
9/4/10	ARKANSAS STATE					DID NOT PLAY
9/9/10	at Mississippi State					DID NOT PLAY
9/18/10	CLEMSON					DID NOT PLAY
9/25/10	SOUTH CAROLINA					DID NOT PLAY
10/2/10	LOUISIANA-MONROE					DID NOT PLAY
10/9/10	at Kentucky					DID NOT PLAY
10/16/10	ARKANSAS					DID NOT PLAY
10/23/10	LSU					DID NOT PLAY
10/30/10	at Ole Miss	0	0	0	0	0-0
11/6/10	CHATTANOOGA	5	4	1	1	0-0
11/13/10	GEORGIA	0	0	0	0	0-0
11/26/10	at Alabama	0	0	0	0	0-0
12/4/10	South Carolina (SECCG)	0	0	0	0	0-0



JAWARA

#38

WHITE

LB

6-1 • 243 • Fr. • HS
Troy, Ala. (Charles Henderson)
Pre-Business

2010 — Did not play this season.

HIGH SCHOOL — High School Coach: Hugh Fountain ... Ranked as the No. 17 outside linebacker by ESPN.com/Scouts Inc. ... No. 23-rated outside linebacker and the No. 14 player in Alabama by Rivals.com ... No. 30-ranked outside linebacker by Scout.com ... Ranked as the No. 15 player in Alabama by SuperPrep ... Named to the All-Southeast Region team by PrepStar ... Was a 2009 Alabama-Mississippi All-Star game participant ... Was an honorable mention selection to the 2008 5A Alabama Sports Writers Association All-State Team ... Ranked No. 9 on the Mobile Press Register's 2009 Elite 18 ... No. 10 on the Birmingham News' list of the Alabama Super Seniors ... No. 118 on the Mobile Press Register's Super Southeast 120 ... No. 19 on the Birmingham News' list of the Alabama Super Seniors ... Finished his senior season with 67 tackles, 17 tackles for loss, one interception and returned a fumble for a touchdown ... Also rushed for three touchdowns and had two receiving scores.

PERSONAL — Born May 22, 1991 ... Son of Ben and Kathy White ... Major: Pre-Business.




The Players



DEREK WINTER #87 WR

6-0 • 208 • Jr. • 2L
Tampa, Fla. (Plant Senior)
Accounting



TERRELL ZACHERY #81 WR

6-1 • 210 • Sr. • 2L
Wadley, Ala. (Wadley)
Graduate

2010 — Played in every game, primarily on special teams and totaled three receptions for 44 yards ... In season opener vs. Arkansas State, had one reception for 13 yards ... Logged time vs. ULM, hauling in a season-long 15-yard pass ... Played on special teams and caught one pass for 16 yards, tying career long, in win over South Carolina in SEC Championship Game.

2009 — SEC Academic Honor Roll ... Appeared in 13 games, mainly on special teams ... Had one catch for 16 yards vs. Furman.

2008 — Saw playing time in eight games, hauling in four catches for 27 yards ... Had first career reception vs. Arkansas and caught two for the game for 18 yards ... Caught one pass for 4 yards vs. West Virginia ... Hauled in a 5-yard catch vs. Alabama.

HIGH SCHOOL — Caught 192 passes during his high school career for almost 4,000 yards and 44 touchdowns ... Finished his senior season with 75 catches for over 1,668 yards and 18 touchdowns ... Named to the Class 4A All-State First Team by the Florida Sports Writers Association ... Totaled a Hillsborough County record 90 catches for 1,280 yards and 20 touchdowns as a junior ... Helped lead team to the 2006 Class 4A state championship ... Set a state record by catching 13 passes in the title game ... Had 30 catches as a sophomore.

PERSONAL — Born Oct. 20, 1989 ... Son of Dave and Trina Winter ... Major: Accounting.

WINTER'S CAREER RECEIVING STATS

YEAR	G/GS	NO	YDS	AVG	TD	LP/OPPONENT
2008	8/0	4	27	6.8	0	11/Arkansas
2009	13/0	1	16	16.0	0	16/Furman
2010	13/0	3	44	14.7	0	16/South Carolina (SECCG)
Totals	34/0	8	87	10.9	0	16/Furman, South Carolina (SECCG)

WINTER'S GAME-BY-GAME RECEIVING STATS

DATE	OPPONENT	REC	YDS	AVG	TD	TD REC
9/4/10	ARKANSAS STATE	1	13	13.0	0	--
9/9/10	at Mississippi State	0	0	0.0	0	--
9/18/10	CLEMSON	0	0	0.0	0	--
9/25/10	SOUTH CAROLINA	0	0	0.0	0	--
10/2/10	LOUISIANA-MONROE	1	15	15.0	0	--
10/9/10	at Kentucky	0	0	0.0	0	--
10/16/10	ARKANSAS	0	0	0.0	0	--
10/23/10	LSU	0	0	0.0	0	--
10/30/10	at Ole Miss	0	0	0.0	0	--
11/6/10	CHATTANOOGA	0	0	0.0	0	--
11/13/10	GEORGIA	0	0	0.0	0	--
11/26/10	at Alabama	0	0	0.0	0	--
12/4/10	South Carolina (SECCG)	1	16	16.0	0	--

CAREER — Has second longest reception in AU history with a 93 yarder vs. Louisiana Tech on Sept. 5, 2009 ... Has at least one catch in 16 consecutive games dating back to 2009 and 16 straight SEC games ... Has six TD's of 65 yards or longer.

2010 — Has appeared in 13 games with 10 starts and totaled 37 receptions for 557 yards, both second-most on team, with four TD's ... Started season opener vs. Arkansas State, had one reception for 9 yards ... Started in league opener at Mississippi State and led AU receivers with four receptions ... Totaled 32 yards vs. Bulldogs with long of 15 yards ... Against Clemson, caught one pass for 78-yard TD that gave AU 24-17 lead in third quarter ... The 78-yard scoring grab is tied for 10th-longest pass play in AU history and was his fourth TD catch of 65 yards or longer ... Tied for team high with four receptions and led AU with 49 receiving yards vs. South Carolina ... Had long grab of 20 yards vs. USC ... In limited time vs. ULM, tied for team high with four catches going for 50 yards ... Hauled in three passes for 34 yards vs. Kentucky with a long catch of 17 yards ... Had one catch for 9 yards vs. Arkansas ... Against LSU, rushed one time for 12 yards and caught three passes for 27 yards, with a long catch of 10 yards ... Against Ole Miss, totaled 26 yards on four catches including a 10-yard TD in the fourth quarter ... Also rushed one time for 14 yards ... Against UTC, set career high with seven catches and 148 yards ... Also had one TD with scoring play coming on 80-yard catch-and-run in second quarter ... Against Georgia, caught two passes for 14 yards and rushed one time for 31 yards ... Against Alabama, led AU with 79 yards receiving on a pair of receptions with one touchdown ... Hauled in 70-yard touchdown pass on second play of third quarter that made it a 24-14 game ... In SEC Championship Game vs. South Carolina, caught one pass for 2 yards and rushed one time for 3 yards.

2009 — Appeared in 13 games with seven starts ... Totaled 477 yards receiving on 26 catches with five touchdowns ... Averaged 49.2 yards per TD catch ... Caught at least one pass in 12 of 13 games ... Earned first career start in season opener vs. Louisiana Tech ... Hauled in 93-yard TD pass from QB Chris Todd that set AU record for longest offensive play in school history ... Finished with three catches for 98 yards vs. Tech ... Hauled in two passes for 41 yards, with a long reception of 33 yards, in victory over Mississippi State ... Caught one pass for 15 yards and returned three kickoffs for 49 yards vs. West Virginia ... Set career-high with 122 receiving yards, five receptions and a pair of TD's in victory over Ball State ... Had TD catches of 46 and 65 yards ... Caught two passes for 28 yards including 11-yard TD grab in win over Tennessee ... Had long catch of 17 yards vs. UT ... Against Arkansas, totaled 101 all-purpose yards with 25 yards receiving, 60 yards rushing and 16 yards on kick returns ... The 60-yard rush was to 2-yard line and set up AU touchdown ... Led Tigers with four catches against Kentucky, totaling 24 yards ... Held to just one catch for 1 yard vs. LSU ... Made two catches for team-high 83 yards vs. Ole Miss ... Catches went for 42 and 41 yards ... Played, but did not have a catch vs. Furman ... Hauled in a 31-yard TD catch in first quarter vs. Georgia for only grab of game ... Against Alabama, scored on a 67-yard reverse to give AU a 7-0 first-quarter lead ... Rush was longest of career ... Also caught one pass vs. Crimson Tide ... Against Northwestern in Outback Bowl, caught two passes for 11 yards and had one rush for 50 yards.

2008 — Played in all 12 games, catching two passes for 24 yards ... Saw playing time vs. Louisiana-Monroe in opener, but did not have a reception ... Had one catch for 17 yards vs. Southern Miss ... Had a 7-yard catch vs. Arkansas.

SPRING 2008 — Named the Most Improved Skill Player by the coaching staff following spring drills.

2007 — Appeared in one game, seeing time against Clemson in the Chick-fil-A Bowl ... Did not have a catch.

2006 — Redshirted.

HIGH SCHOOL — High School Coach: Randy Sparks ... Set an Alabama high school record for career receiving yards with 4,672 on 190 catches with 53 touchdowns ... Totaled 1,477 yards receiving on 66 catches and 17 touchdowns as a senior ... Had 1,410 yards receiving and 18 scores on 53 catches as a junior ... Also added 422 yards



The Players



rushing with eight touchdowns and 650 return yards with five scores as a junior, giving him 2,482 all-purpose yards and 31 touchdowns ... Played running back, wide receiver and defensive back at Wadley ... Had a 91-yard touchdown reception and a 70-yard interception return for a score in a second-round playoff game against Addison during his junior season ... Named to the Alabama Sports Writers Association Super 12 team and first team Class 1A all-state as a senior ... Selected as a "Super Senior" by the *Birmingham News* (No. 12) ... Named to the *Orlando Sentinel's* 2005 All-Southern team ... First-team all-state and all-area Player of the Year as a junior ... Ranked No. 20 nationally among wide receivers by *PrepStar*.

PERSONAL — Born Aug. 2, 1987 ... Son of Tommy Staples and Nan Zachery ... Received degree in Public Administration in August 2010.

ZACHERY'S CAREER RECEIVING STATS

YEAR	G/GS	NO	YDS	AVG	TD	LP/OPPONENT
2007	1/0	0	0	0.0	0	NA
2008	12/0	2	24	12.0	0	17/Southern Miss
2009	13/7	26	477	18.3	5	93/Louisiana Tech
2010	13/10	37	557	15.1	4	80/UTC
Totals	39/17	65	1058	16.3	9	93/Louisiana Tech

ZACHERY'S CAREER GAME HIGH STATS

	No.	Opponent	Date
Receptions	7	Chattanooga	11/5/10
Rec. Yards	148	Chattanooga	11/5/10
Rec. TDs	2	Ball State	9/26/09

ZACHERY'S GAME-BY-GAME RECEIVING STATS

DATE	OPPONENT	REC	YDS	AVG	TD	TD REC
8/30/08	LOUISIANA-MONROE	0	0	0.0	0	--
9/6/08	SOUTHERN MISS	1	17	17.0	0	--
9/13/08	MISSISSIPPI STATE	0	0	0.0	0	--
9/20/08	LSU	0	0	0.0	0	--
9/27/08	TENNESSEE	0	0	0.0	0	--
10/4/08	at Vanderbilt	0	0	0.0	0	--
10/11/08	ARKANSAS	1	7	7.0	0	--
10/23/08	at West Virginia	0	0	0.0	0	--
11/1/08	at Ole Miss	0	0	0.0	0	--
11/8/08	TENNESSEE-MARTIN	0	0	0.0	0	--
11/15/08	GEORGIA	0	0	0.0	0	--
11/29/08	at Alabama	0	0	0.0	0	--

DATE	OPPONENT	REC	YDS	AVG	TD	TD REC
9/5/09	* LOUISIANA TECH	3	98	32.7	1	93
9/12/09	MISSISSIPPI STATE	2	41	20.5	0	--
9/19/09	* WEST VIRGINIA	1	15	15.0	0	--
9/26/09	* BALL STATE	5	122	24.4	2	46, 65
10/3/09	* at Tennessee	2	28	14.0	1	11
10/10/09	at Arkansas	2	25	12.5	0	--
10/17/09	* KENTUCKY	4	24	8.0	0	--
10/24/09	* at LSU	1	1	1.0	0	--
10/31/09	OLE MISS	2	83	41.5	0	--
11/7/09	FURMAN	0	0	0.0	0	--
11/14/09	at Georgia	1	31	31.0	1	31
11/27/09	* ALABAMA	1	-2	0.0	0	--
1/1/10	* Northwestern (Outback)	2	11	5.5	0	--

DATE	OPPONENT	REC	YDS	AVG	TD	TD REC
9/4/10	* ARKANSAS STATE	1	9	9.0	0	--
9/9/10	* at Mississippi State	4	32	8.0	0	--
9/18/10	* CLEMSON	1	78	78.0	1	78
9/25/10	* SOUTH CAROLINA	4	49	12.3	0	--
10/2/10	* LOUISIANA-MONROE	4	50	12.5	0	--
10/9/10	at Kentucky	3	34	11.3	0	--
10/16/10	* ARKANSAS	1	9	9.0	0	--
10/23/10	LSU	3	27	9.0	0	--
10/30/10	* at Ole Miss	4	26	6.5	1	10
11/6/10	* CHATTANOOGA	7	148	21.1	1	80
11/13/10	* GEORGIA	2	14	7.0	0	--
11/26/10	at Alabama	2	79	39.5	1	70
12/4/10	* South Carolina (SECCG)	1	2	2.0	0	--



LEE

ZIEMBA

#73

OL

6-8 • 319 • Sr. • 3L
 Rogers, Ark. (Rogers)
 History

CAREER — Holds Auburn record for consecutive starts at 51, starting every game since 2007.

2010 — **Jacobs Blocking Trophy winner** (best blocker in SEC as voted by coaches) ... **AFC A Coaches' All-America** ... **Walter Camp All-America Team** ... **FWAA All-America Team** ... **Associated Press Second-Team All-America** ... **SI.com First-Team All-America** ... **CBS Sports.com Second-Team All-America** ... **Rivals.com Second-Team All-America** ... **Coaches' First-Team All-SEC** ... **Associated Press Unanimous First-Team All-SEC** ... **Phil Steele First-Team All-SEC** ... **ESPN.com All-SEC** ... *Named Phil Steele's Midseason All-America First-Team* ... *Named to Outland and Lombardi Watch List* ... *Phil Steele Fourth-Team Preseason All-American* ... *Coaches' First-Team Preseason All-SEC* ... *First-Team Preseason All-SEC as voted by members of the media* ... *First-Team Preseason All-SEC by Sporting News, Rivals.com, Lindy's, Athlon, Phil Steele, and Blue Ribbon* ... Started all 13 games at right tackle ... Part of o-line that allowed 21 sacks in 261 pass attempts ... Started season opener vs. Arkansas State as o-lined paved way for 608 yards total offense, including 367 yards rushing ... Part of o-line that allowed just one sack in 16 pass attempts ... Started SEC opener at Mississippi State, helping Tigers rush for 190 yards ... Missed second half vs. MSU due to injury ... Started vs. Clemson and helped AU average 7.0 yards per play and total 424 yards total offense ... AU rushed for 221 yards vs. Clemson ... Against South Carolina, helped Tigers rush for 334 yards and total 492 yards total offense ... Allowed just one sack on 25 pass attempts vs. USC ... Against ULM, helped Tigers post third consecutive game with at least 220 yards rushing as AU rushed for 233 yards ... Tigers had just 11 negative yards rushing vs. ULM ... Against Kentucky, part of o-line did not allow a sack in 21 pass attempts and allowed just 10 negative yards in 52 rushing plays ... O-line helped Tigers rush for 311 yards, marking the third time this season AU has crossed the 300-yard rushing mark ... Against Arkansas, helped Tigers set all-time high points (65) vs. an SEC team ... Part of o-line that paved way for 330 yards rushing and allowed a pair of sacks in 15 pass attempts ... Against LSU, part of o-line that rolled up 440 yards rushing, the most ever against an LSU defense and the fifth-most by an AU team ... Against Ole Miss, helped offense rush for 343 yards and amass 572 yards total offense marking fifth time this season Tigers have surpassed 500 yards total offense ... Against UTC, helped Tigers total 628 yards offense as AU put up 41 points in first half ... AU offense averaged 11.6 yards per play and 9.8 yards per rush ... Against Georgia, helped Tigers total 463 yards of offense with 315 rushing ... Against Georgia, helped Tigers total 463 yards of offense with 315 rushing ... Part of o-line that has helped AU score 48 points or more in six of 11 games this season ... Against Alabama, helped AU offense overcome slow start and total 332 yards of offense and score 28 points over the final three quarters ... Helped Tigers run for 118 yards in the second half ... In SEC Championship Game vs. South Carolina, helped Auburn rack up 589 yards total offense with 238 yards rushing and 351 passing ... Tigers averaged 8.3 yards per play and set SEC Championship Game record with 21 points in a quarter (first) ... Auburn also set SEC Championship Game record with 56 total points and the 39-point margin of victory ... Also part of offense that became the first AU team to ever rush for 300 yards or more in six straight SEC games.

2009 — **Coaches' Second-Team All-SEC** ... **Associated Press Honorable Mention All-SEC** ... *Phil Steele's Second-Team Midseason All-SEC* ... Started all 13 games ... Had 67 knockdown blocks, second most on team ... Part of line that allowed 21 sacks in 364 pass attempts this season ... Started at tackle in season opener vs. Louisiana Tech and recorded eight knockdown blocks ... Did not allow a sack on 27 pass attempts vs. Tech ... Against Mississippi State, did not allow a sack in 24 pass attempts and had a team-high 9.5 knockdown blocks ... Led offensive line with nine knockdown blocks vs. West Virginia ... Played every offensive snap vs. Mountaineers ... Had a pair of knockdown blocks vs. Ball State ... Finished with second-most knockdown blocks vs. Tennessee with seven ... Recorded second-most knockdown blocks vs. Arkansas, totaling 8.5 ... Against Kentucky, had five knockdown blocks and helped Tigers rush for 220 yards ... Finished with six knockdown blocks vs. LSU ... Totaled a team-best seven knockdown



The Players



blocks vs. Ole Miss ... Playing just the first half vs. Furman, had five knockdown blocks ... Against Georgia, recorded first career reception for a loss of 3 yards ... Part of o-line that helped Tigers to 332 yards total offense and 21 points vs. Alabama ... Helped paved way to 420 yards total offense vs. Northwestern in Outback Bowl.

2008 — *Second Team Preseason Media All-SEC ... Second Team Preseason Coaches' All-SEC ... Phil Steele's Preseason Second Team All-SEC ...* Started all 12 games ... Had season-high grade of 92 percent vs. Southern Miss ... Finished with 47 cockroach blocks, 19 pancake blocks and 72 rodeo blocks ... Started at left tackle in season opener vs. Louisiana-Monroe, grading at 91 percent on 61 plays ... Played 74 snaps vs. Southern Miss, grading at 92 percent ... Had nine cockroach blocks, three pancake blocks and 12 rodeo blocks vs. Southern Miss ... Graded 83 percent overall on 77 snaps vs. Mississippi State ... Had 12 rodeo blocks, five cockroach blocks and six pancake blocks vs. MSU ... Graded at 75 percent overall on 71 snaps vs. LSU with nine rodeo, two cockroach and half a pancake blocks ... On 72 snaps vs. Tennessee, graded at 79 percent overall with 12 rodeo blocks and one pancake block ... Graded out at 80 percent on 65 snaps vs. Vanderbilt ... On 62 snaps, graded at 87 percent with two rodeo, two pancake and three cockroach blocks vs. Arkansas ... Posted an 87 percent grade on 71 snaps vs. Ole Miss ... Had seven cockroach and three rodeo blocks vs. Rebels ... Graded at 91 percent overall on 65 snaps vs. UT Martin, with six rodeo, seven cockroach and two pancake blocks ... Against Georgia, played 71 snaps and graded at 86 percent overall with five rodeo, two cockroach and one pancake block.

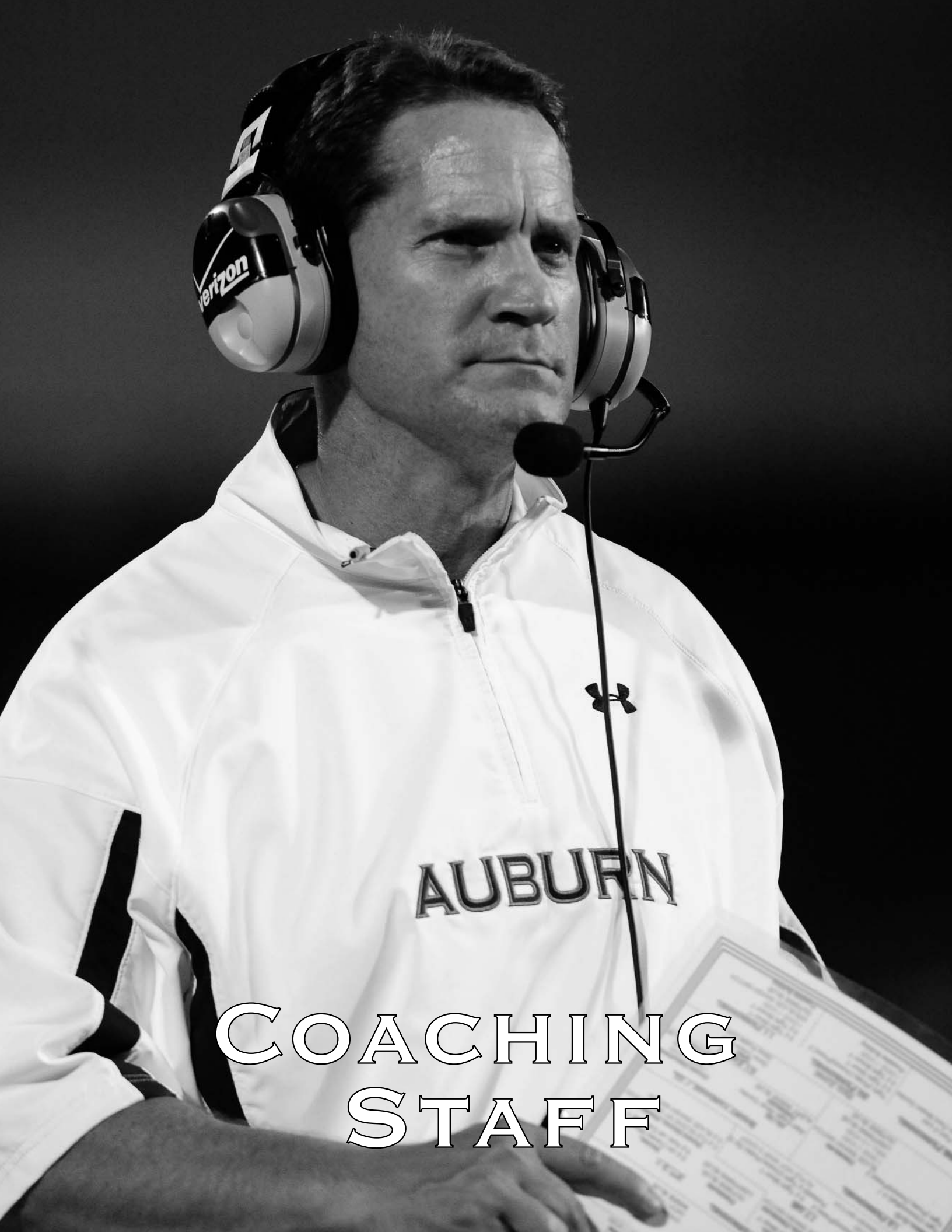
2007 — *Collegefootballnews.com's Freshman All-America First Team ... Coaches' All-SEC Freshman Team ... First-Team Freshman All-American by Scout.com and Rivals.com First Team Freshman All-American ... Sporting News SEC All-Freshman Team and Sporting News First Team Freshman All-America Team ...* Started all 13 games on offensive line ... First true freshman at Auburn to start season opener since WR's Ben Obomanu and Devin Aromoshodu in 2002 ... Only third true freshman during Tuberville era to start in season opener ... In a team-high 73 snaps, graded out at 73 percent including 82 percent on assignments against Kansas State ... Also led offensive line with 74 plays against South Florida, earning an overall grade of 86 percent, including 93 percent on assignments ... Graded out at 79 percent overall while playing all 70 snaps against Mississippi State ... Had an 89 percent mark on assignments against the Bulldogs ... 64 plays against New Mexico State, recording a 91 percent overall grade, which was second highest among AU linemen, and posted a 98 percent on assignments ... In 69 plays against No. 4 Florida, tied for team high in overall grade at 86 percent and tied for second on OL with a 96 percent on assignments ... Team-high 60 snaps versus Vanderbilt ... Posted a 81 percent overall grade and a 93 percent on assignments against the Commodores ... Overall grade of 91 percent on 81 snaps at Arkansas ... At LSU, had an 84 percent overall grade ... Played 79 snaps vs. Ole Miss, grading out at 86 percent ... Graded at 87 percent overall on just 25 snaps vs. Tennessee Tech ... Registered a 90 percent overall grade on 65 snaps vs. Alabama.

HIGH SCHOOL — High School Coach: Ronnie Peacock ... Registered 31 pancake blocks, 43 knockdown blocks and was in on 11 tackles and 1.5 sacks playing defense in goal line situations as a senior ... Had 27 pancake blocks, 25 knockdowns, 21 championship blocks and 13 deuce blocks his junior season ... Member of the *USA Today* All-American team ... Gatorade Arkansas Football Player of the Year ... Named *Orlando Sentinel* Arkansas Player of the Year ... Ranked No. 1 in the Arkansas Top 15 by Rivals.com ... Ranked 34th nationally in the Rivals100 ... Slated No. 4 nationally at offensive tackle by Rivals.com ... Ranked No. 4 nationally by Espn.com ... Named 7A All-State and 7A Player of the Year by the Arkansas High School Athletic Association ... Named to the *Atlanta Journal-Constitution* Super Southern 100 ... Named to the *Parade Magazine* All-America team ... Named a Scout All-American and ranked No. 31 in the Scout National Hot 100 ... Selected to play in the Max Emfinger All-American Bowl Game Classic following his senior season ... Named to the *Arkansas Democrat-Gazette* Super Sophomore team in 2004 ... Named All-State in 2005 by *Arkansas Democrat-Gazette* and AHSAA ... Led his team to the 7A state championship game ... Selected 2006 Arkansas Gatorade Player of the Year ... Named *Northwest Arkansas Morning News* Co-Player of the Year.

PERSONAL — Born March 29, 1989 ... Son of Mike and Dawn Ziemba, both of whom attended Auburn ... Major: History.

Pronunciation Guide

1	Trovon Reed trov-VAHN	WR	52	Justin Delaine deh-LANE	DE
2	Aairon Savage AIR-un	DB	55	Corey Lemonier leh-mon-EER	DE
12	Demetruc McNeal deh-MEE-tris	DB	57	Byron Isom buh-RON EYE-some	OL
15	Neiko Thorpe NEE-ko	DB	65	Tunde Fariyike TUNE-day fare-ee-YEE-kay	OL
19	Neil Caudle CAW-dull	QB	65	Jake Lembke LEM-kee	DS
22	T'Sharvan Bell tuh-SHAR-vahn	DB	73	Lee Ziemba ZIM-bah	OL
23	Onterio McCalebb Mik-KAY-lub	RB	76	Jorrell Bostrom jore-ELL BAH-strom	OL
33	Jessel Curry JESS-ul	LB	78	Roszell Gayden RAH-zell	OL
38	Jawara White juh-WAH-ruh	LB	81	Terrell Zachery ter-ELL	WR
42	Philip Pierre-Louis pee-AIR LOO-iss	WR	85	Quindarius Carr quin-DARE-ee-us	WR
43	Philip Lutzenkirchen LUTZ-en-kirk-en	TE	91	Joel Bonomolo bah-nah-MOH-loh	DE
49	Michael Goggans GAH-guns	DE	93	Mike Blanc BLAHNK	DL
50	Ryan Pugh PYEW	OL	94	Nosa Egaue NO-suh EE-gway	DL



COACHING STAFF



Head Coach Gene Chizik



In just two seasons at Auburn, head coach Gene Chizik has turned Auburn into a national title contender, won an SEC Championship, was named Home Depot National Coach of the Year and AP SEC Coach of the Year and earned a spot in the BCS National Championship Game. Chizik has guided Auburn to a 13-0 record, an SEC title and a No. 1 ranking in the BCS standings and Associated Press top 25 poll during the 2010 season. He owns the second-best mark after 26 games coached in Auburn history with his 21-5 start, and currently owns a 14-game winning streak.

Auburn has achieved success in 2010 despite a rugged schedule that has included nine games against bowl-eligible teams. In fact, Auburn is the only team in the country that defeated six teams ranked in the final regular season BCS standings.

Chizik has placed his stamp firmly on the Auburn program, including a "never say quit" attitude that has seen Auburn rally from four double-digit deficits to win this season, including the largest comeback in school history when the Tigers turned a 24-0 deficit at Alabama into a 28-27 victory. Auburn is 5-2 after trailing by double digits in Chizik's first two seasons, after going 4-44 over the 14 seasons prior to his arrival in such games.

Chizik has also excelled in close games, as the Tigers have won six games this season by single digits, including four games that were decided by just three points or less, which is the most since 1960. Auburn has won eight games in his two seasons in which the Tigers trailed or were tied in the fourth quarter.

Auburn players have achieved national awards under his guidance, as Cam Newton won the Heisman Trophy, Maxwell Award, Walter Camp Player of the Year Award and the Davey O'Brien Award this season, while Nick Fairley won the Lombardi Award. Chizik also hired offensive coordinator Gus Malzahn, who won the Broyles Award as the nation's top assistant coach in 2010.

Auburn's success in 2010 started a year earlier, after Chizik inherited a team that had finished 5-7 in 2008 and quickly began rebuilding the program. During his first season as Auburn's head coach, Chizik led the Tigers to an 8-5 record and a victory over Northwestern in the 2010 Outback Bowl on New Year's Day. He became the first head coach in school history to lead his team to a bowl game in his first season, just the third coach in Auburn history to win his first five games as head coach and only the third SEC coach since the conference expanded in 1992 to win his first five games.

Chizik's first Auburn squad set numerous team and individual records, including team records for most points (433) and total yards (5,613) in a season. The Tigers had a knack for playing well in big games, winning four games against teams that played in bowl games during the 2009 season.

The momentum from the 2009 season carried over into the recruiting season, as Chizik signed his second consecutive highly-ranked class. Auburn's 2010 recruiting class was ranked No. 4 in the nation by both Rivals.com and ESPN/Scouts Inc., as the Tigers continue to build towards the future.

The program's defensive coordinator from 2002-04, Chizik was named Auburn's 26th head coach on December 13, 2008, after serving the two previous seasons as head coach at Iowa State. A 23-year coaching veteran, Chizik helped Auburn and Texas to consecutive undefeated seasons in 2004 and 2005. His three-year stint as Auburn's defensive coordinator culminated in 2004, when he helped guide the Tigers to a 13-0 season while earning the Frank Broyles Award as the nation's top assistant coach.

Chizik also served as the assistant head coach and co-defensive coordinator at Texas from 2005-06 where he helped the Longhorns to a perfect season and national championship in 2005.

During his tenure at Auburn, Chizik's 2004 defense led the nation in scoring defense (11.3 ppg) and was fifth nationally in total defense, allowing just 277.6 yards per contest. In three years at Auburn, Chizik helped the Tigers to a 30-9 mark including an 18-6 Southeastern Conference record. In 2003, Auburn's defense was fifth nationally in total defense.


In his two seasons in Austin, the Longhorns were 22-3. At one point, he was a part of 29 consecutive victories, which began in 2003 at Auburn and ended in 2006 at Texas.

Chizik's reputation as an outstanding teacher is evident by the fact that he tutored a remarkable three consecutive Thorpe Award winners, starting with Auburn's Carlos Rogers in 2004, followed by Texas' Michael Huff and Aaron Ross in 2005 and 2006, respectively.

During his two seasons at Iowa State, the 46-year old Chizik was in the midst of a rebuilding process, directing the Cyclones to a 5-19 mark. The Iowa State administration rewarded Chizik's leadership and vision for the program by offering him a two-year contract extension following the 2008 season.

Chizik's first win came against intrastate rival Iowa in 2007, making him the first Cyclone coach since 1907 to beat the Hawkeyes in his inaugural season. The 2007 season also included conference wins over Kansas State and bowl-bound Colorado.

Auburn's undefeated season of 2004 saw one of the best defensive teams ever to wear a Tigers uniform. Not only did they lead the nation in scoring defense, but they surrendered just four rushing touchdowns all season, including allowing none over the first eight games of the season. That vaunted 2004 defense featured eight of 11 starters that went on to play in the NFL, including 2005 first-round draft pick cornerback Carlos Rogers and defensive lineman Jay Ratliff, who earned All-Pro honors with the Dallas Cowboys in 2008.





Head Coach Gene Chizik



Personal

Born: Dec. 28, 1961
 Hometown: Clearwater, Fla.
 Wife: Jonna
 Children: daughters, Landry Grace and Kennedy Danielle and son, Cally
 Education: B.A. from Florida (1985) and M.A. from Clemson (1991)
 Playing Experience: Florida (1981)

The 2003 AU defense under Chizik was just as talent laden as the undefeated squad, as eight of 11 starters went on to play in the NFL as well. Led by first-team All-SEC picks Karlos Dansby, DeMarco McNeil and Dontarious Thomas, Auburn was fifth nationally in total defense, seventh in rushing defense and ninth in the country in scoring defense.

By allowing less than 300 yards of total offense in consecutive seasons in 2003 (281.6 ypg) and 2004 (277.6 ypg), it marked the first time at Auburn since a six-year run from 1985-90, that an Auburn defense had accomplished the feat in back-to-back campaigns.

In his first season at Auburn, Chizik took a club that was 39th nationally in total defense the season before he arrived and improved it to 26th in the country while holding three Top 10 teams - LSU, Alabama and Penn State - to less than 10 points each en route to victory.

During his 39 games at Auburn as defensive coordinator, the Tigers were able to defeat nine Top 10 programs, win three bowl games, and hold 24 of 39 opponents to two touchdowns or less, including 14 that managed single digits against his aggressive, physical defenses.

He also tutored three All-Americans in Dansby, Rogers and Junior Rosegreen and had nine players earn 10 first-team All-SEC honors. Chizik had 10 players over three seasons that went on to be NFL draft picks.

Chizik's defense played an integral part in Texas' 2005 national championship season as the Longhorns ranked eighth nationally in scoring defense, 10th in total defense and fourth in pass efficiency defense. UT allowed opponents to reach 300 yards of total offense only five times in 2005 and held the remaining eight opponents to less than 267 yards. Ten UT defenders were all-Big 12 Conference selections, including four who made the first team.

In 2006, Chizik's Longhorn defenders were second nationally against the rush (58.8 ypg.) after 12 games, including limiting No. 1 Ohio State to just 79 yards on the ground. His aggressive schemes resulted in 100 tackles for loss, 96 quarterback hurries and 30 takeaways during the 2006 regular season.

Chizik coached six Longhorns to All-American honors in his two seasons, including Aaron Harris, Michael Huff and Rod Wright in 2005, and Tim Crowder, Michael Griffin and Aaron Ross in 2006. His defensive players earned 18 All-Big 12 awards during his tenure.

Prior to his arrival at Auburn, Chizik was the defensive coordinator for four seasons (1998-01) at Central Florida, where he improved a unit that was 81st nationally in total defense before his arrival to one that was 16th in the country in 2001.

Chizik spent six seasons at Stephen F. Austin from 1992-97, overseeing the linebackers (1992-94) and secondary (1995-97). While at Stephen F. Austin, Chizik helped the Lumberjacks to back-to-back NCAA Division I-AA playoffs, including a national semifinal appearance in 1995.

He began his coaching career as defensive coordinator (1986-88) at Seminole High School in St. Petersburg, Fla., before becoming a graduate assistant at Clemson for a pair of 10-win teams in 1988-89. Chizik's first full-time college coaching position came at Middle Tennessee State, where he helped lead the Blue Raiders to NCAA Division I-AA playoffs in both of his seasons (1990-91) and to a conference championship in 1990.

Chizik earned his B.A. degree in education from Florida in 1985 and his M.A. in guidance and counseling from Clemson in 1991.

A Clearwater, Fla., native, Chizik and his wife, Jonna, have identical twin daughters, Landry Grace and Kennedy Danielle, and a son, Cally.





Head Coach Gene Chizik



Chizik Year-by-Year

Year	School	HEAD COACH		
		Record	Conf.	Notes
2007	Iowa State	3-9	2-6	
2008	Iowa State	2-10	0-8	
Iowa State Totals		5-19	2-14	
2009	Auburn	8-5	3-5	Outback Bowl
2010	Auburn	13-0	8-0	BCS National Championship Game
Auburn Totals		21-5	11-5	
HEAD COACH TOTALS		26-24	13-19	

COLLEGIATE ASSISTANT/GA				
1990	Middle Tennessee St.	Defensive Ends Coach	11-2	5-1
1991	Middle Tennessee St.	Defensive Ends Coach	9-4	6-1
Middle Tennessee State Totals			20-6	11-2
1988	Clemson	Grad Asst./Linebackers	10-2	6-1
1989	Clemson	Grad. Asst./Linebackers	10-2	5-2
Clemson Totals			20-4	11-3

1992	Stephen F. Austin	Linebackers Coach	3-8	1-6
1993	Stephen F. Austin	Linebackers Coach	8-4	5-2
1994	Stephen F. Austin	Linebackers Coach	6-3-2	4-1-1
1995	Stephen F. Austin	Secondary Coach	11-2	4-1
1996	Stephen F. Austin	Defensive Coordinator/Secondary	7-4	3-3
1997	Stephen F. Austin	Defensive Coordinator/Secondary	8-3	5-2
Stephen F. Austin Totals			43-24-2	22-15-2

1998	Central Florida	Defensive Coordinator/Secondary	9-2	—
1999	Central Florida	Defensive Coordinator/Secondary	4-7	—
2000	Central Florida	Defensive Coordinator/Secondary	7-4	—
2001	Central Florida	Defensive Coordinator/Secondary	6-5	—
Central Florida Totals			26-18	—

2002	Auburn	Defensive Coordinator/DB	9-4	5-3
2003	Auburn	Defensive Coordinator/DB	8-5	5-3
2004	Auburn	Defensive Coordinator/DB	13-0	8-0
Auburn Totals			30-9	18-6

2005	Texas	Asst. Head Coach/Def. Coord./LB	13-0	8-0
2006	Texas	Asst. Head Coach/Def. Coord./LB	9-3	6-2
Texas Totals			22-3	14-2

ASSISTANT COACH TOTALS 161-62-2 76-28-2

HIGH SCHOOL COACH		
1986	Seminole (Fla.) H.S.	Defensive Coordinator/Linebackers
1987	Seminole (Fla.)H.S.	Defensive Coordinator/Linebackers

BOWL GAMES	
1981 Peach Bowl	(Florida lost to West Virginia, 6-26) [player]
1988 Citrus Bowl	(Clemson defeated Oklahoma, 13-6)
1989 Gator Bowl	(Clemson defeated West Virginia, 27-7)
2003 Capital One Bowl	(Auburn defeated Penn State, 13-9)
2003 Music City Bowl	(Auburn defeated Wisconsin, 28-14)
2005 Sugar Bowl	(Auburn defeated Virginia Tech, 16-13)
2006 Rose Bowl	(Texas defeated USC, 41-38)
2010 Outback Bowl	(Auburn defeated Northwestern, 38-35 [OT])

Chizik Game-by-Game

2007 - (3-9, 2-6 Big 12)				
8/30	KENT STATE	14-23		L
9/8	NORTHERN IOWA	13-24		L
9/15	IOWA	15-13		W
9/22	at Toledo	35-36		L
9/29	at Nebraska	17-35		L
10/6	at Texas Tech	17-42		L
10/13	TEXAS	3-56		L
10/20	OKLAHOMA	7-17		L
10/27	at Missouri	28-42		L
11/3	KANSAS STATE	31-20		W
11/10	COLORADO	31-28		W
11/17	at Kansas	7-45		L

2008 - (2-12, 0-8 Big 12)				
8/28	SOUTH DAKOTA ST.	44-17		W
9/6	KENT STATE	48-28		W
9/13	at Iowa	5-17		L
9/20	at UNLV (OT)	31-34		L
10/4	KANSAS	33-35		L
10/11	at Baylor	10-38		L
10/18	NEBRASKA	7-35		L
10/25	TEXAS A&M	35-49		L
11/1	at Oklahoma State	17-59		L
11/8	at Colorado	24-28		L
11/15	MISSOURI	20-52		L
11/22	at Kansas State	30-38		L

2009 - (8-5, 3-5 SEC)				
9/5	LOUISIANA TECH	37-13		W
9/12	MISSISSIPPI STATE	49-24		W
9/19	WEST VIRGINIA	41-30		W
9/26	BALL STATE	54-30		W
10/3	at Tennessee	26-22		W
10/10	at Arkansas	23-44		L
10/17	KENTUCKY	14-21		L
10/24	at LSU	10-31		L
10/31	OLE MISS	33-20		W
11/7	FURMAN	63-31		W
11/14	at Georgia	24-31		L
11/27	ALABAMA	21-26		L
1/1	Northwestern (Outback)	38-35 [OT]		W

2010 - (13-0, 8-0 SEC)				
9/4	ARKANSAS STATE	52-26		W
9/9	at Mississippi State	17-14		W
9/18	CLEMSON	27-24 [OT]		W
9/25	SOUTH CAROLINA	35-27		W
10/2	ULM	52-3		W
10/9	at Kentucky	37-34		W
10/16	ARKANSAS	65-43		W
10/23	LSU	24-17		W
10/30	at Ole Miss	51-31		W
11/6	CHATTANOOGA	62-24		W
11/13	GEORGIA	49-31		W
11/26	at Alabama	28-27		W
12/4	South Carolina (SECCG)	56-17		W



Assistant Coaches



Jay Boulware

TIGHT ENDS/SPECIAL TEAMS COORDINATOR

PERSONAL

Hometown Irving, Texas
Wife former Chantay Sanders
Children daughter: Jordin, 3

EDUCATION

College University of Texas (B.A, 1996)

PLAYING EXPERIENCE

1991-93 Texas (offensive line)

COACHING EXPERIENCE

1994-96 **Texas**
Student Assistant (1994-95)
Graduate Assistant/Tight Ends (1996)

1997-2000 **Northern Illinois**
Tight Ends (1997)
Co-Offensive Line (1998-2000)

2001-03 **Arizona**
Tight Ends (2001)
Running Backs (2002)
Running Backs/Special Teams Coordinator (2003)

2004 **Stanford**
Running Backs

2005-06 **Utah**
Tight Ends/Co-Special Teams Coordinator

2007-08 **Iowa State**
Running Backs/Special Teams Coordinator

2009- **Auburn**
Tight Ends/Special Teams Coordinator

BOWL EXPERIENCE

Coach – 1994 Sun, 1995 Sugar, 1997 Fiesta, 2005 Emerald, 2006 Armed Forces, 2010 Outback, 2011 BCS National Championship



Notable: Has coached Wes Byrum to back-to-back seasons of breaking the school single-season record for points by a kicker, with 115 in 2010 after scoring 99 points last season ... Byrum set an Auburn single-season record for field goal percentage (93.8) in 2009 ... Also coached Demond Washington to an Auburn single-season record for kickoff return average (SEC-leading 31.1 yards per return) in 2009 and kickoff return yardage (1,025) in 2010 ... Washington also set an Auburn single-game record with 202 kickoff return yards on five returns at Georgia in 2009 ... Helped Auburn rank 23rd nationally in kickoff return average in 2010 (24.0) ... Helped Iowa State ranked 12th nationally in kickoff returns in 2008, behind Rivals.com second-team freshman All-American kick returner Leonard Johnson, who set an NCAA FBS record with 319 kick-off return yards against Oklahoma State ... While at Utah, his Ute special teams were among the Mountain West Conference leaders, including the Utah kickoff return unit led the MWC in 2006 ... At Northern Illinois, he recruited future All-American and current Atlanta running back Michael Turner ... During Boulware's tenure at NIU, the Huskie offense ranked 12th nationally in rushing as two-time all-MAC offensive lineman Ryan Diem moved on to the NFL, where he plays for the Indianapolis Colts ... While at Arizona, Boulware coached All-Pac 10 tailback Mike Bell, who now plays for the New Orleans Saints.



Assistant Coaches



Jeff Grimes

OFFENSIVE LINE

PERSONAL

Born Dallas, Texas
Sept. 23, 1968

Hometown Garland, Texas

Wife former Sheri Hermesmeyer

Children daughters: Bailey, 10, Jada, 1; sons: Garrison, 8, and Greydon, 5

EDUCATION

College University of Texas-El Paso (B.S., 1991)
Texas A&M (M.S., 1997)

PLAYING EXPERIENCE

1987-90 Texas-El Paso (offensive tackle)

COACHING EXPERIENCE

1993-94 **Riverside High School (Texas)**
Offensive Coordinator/Offensive Line

1995 **Rice**
Offensive and Defensive Graduate Assistant

1996-97 **Texas A&M**
Offensive Graduate Assistant

1998-99 **Hardin-Simmons**
Offensive Line

2000 **Boise State**
Offensive Line

2001-03 **Arizona State**
Offensive Line/Running Game Coordinator


2004-06 **Brigham Young**
Offensive Line

2007-08 **Colorado**
Assistant Head Coach/Running Game Coordinator/Off. Line

2009- **Auburn**
Offensive Line

BOWL EXPERIENCE

Player – 1988 Independence
Coach – 1998 Cotton, 2000 Humanitarian, 2002 Holiday, 2005 Las Vegas, 2007 Independence, 2010 Outback, 2011 BCS National Championship



Notable: In 2010, coached Lee Ziemba to consensus All-America honors, while Ryan Pugh earned third-team All-America honors and Byron Isom was named second-team All-SEC ... His line was instrumental in Auburn setting school records for most points (555) and most total yards of offense (6,470) for the second straight year ... Helped Auburn lead the SEC and rank sixth nationally in rushing offense (287.2) and scoring offense (42.7) and seventh in total offense (497.7) ... The Tiger offense also leads the league in pass efficiency (186.86), third-down conversions (53.1 pct) and first downs (24.3) ... In his first year at Auburn, coached both Pugh and Ziemba to second-team All-SEC honors while the Tigers set numerous offensive school records ... Two linemen that Grimes coached at Colorado, Tyler Polumbus and Edwin Harrison, were on NFL rosters in 2008 ... His 2006 BYU team ranked fourth nationally in yards per game (465.5) and yards passing (323.5), averaged 141.9 on the ground and allowed just 15 quarterback sacks in 13 games while winning the Mountain West Conference ... His 2002 offensive line at Arizona State helped direct the ninth-rated passing offense in the country ... Four of his 2001 seniors at ASU were drafted into the NFL ... In one season at Boise State, his offensive line helped the Broncos lead the nation in scoring offense and accumulate 175 rushing yards per game ... His Hardin Simmons squads were 21-2 in his two seasons, reaching the national semifinals in 1999 and averaged 39.4 points per game during his tenure.



Phillip Lolley

CORNERBACKS

PERSONAL

Born Butler, Ala.
May 19, 1954

Hometown Butler, Ala.

Children son: Brad, 35; daughter, Brittany, 23

EDUCATION

College Livingston (B.S., 1977)
Livingston (M.A., 1981)

COACHING EXPERIENCE

1977-78 South Choctaw Academy (Toxey, Ala.)
Assistant Coach

1978-82 Warrior Academy (Eutaw, Ala.)
Head Coach

1982-84 Demopolis High School (Demopolis, Ala.)
Defensive Coordinator

1984-87 Stevenson High School (Stevenson, Ala.)
Head Coach

1988-98 North Jackson High School (Stevenson, Ala.)
Head Coach

1999- Auburn
Conditioning Coach (1999-2000)
Secondary (2000-03)
Director of NFL Relations (2004-08)
Cornerbacks (2009-)

BOWL EXPERIENCE

Coach – 2001 Citrus, 2001 Peach, 2003 Capital One, 2003 Music City, 2010 Outback, 2011 BCS National Championship
Staff – 2005 Sugar, 2006 Capital One, 2007 Cotton, 2007 Chick-fil-A



Notable: In 2010, helped Auburn rank 11th nationally in rushing defense (111.7) ... His top three cornerbacks were all in the top 11 tacklers on the team and combined for 143 tackles including 10 tackles for loss and three interceptions ... In 2009, coached Walter McFadden, who tied for eighth in the nation with six interceptions, and tied for the national lead by returning two for scores, while earning second-team All-SEC honors ... His cornerbacks helped the Auburn defense rank 31st nationally in pass defense efficiency and pick off 17 passes – tied for third most in the SEC ... Helped lead Auburn to a No. 5 national ranking in total defense in 2003 and a No. 13 ranking in scoring defense in 2002 ... Coached Carlos Rogers to second-team freshman All-America and first-team freshman All-SEC honors in 2001 ... During his first stint coaching Auburn's secondary (2002-03), he coached future NFL players Rogers, Junior Rosegreen, Will Herring, Kevin Hobbs, Roderick Hood, Travaris Robinson and Horace Willis ... Was also instrumental in the recruitment and development of future NFL defensive backs David Irons, Patrick Lee, Jerraud Powers and Jonathan Wilhite ... Led North Jackson High School to the 1993 4A state championships and to the playoffs in all of his 11 seasons ... Earned several high school coach of the year honors.



Assistant Coaches



Curtis Luper

RUNNING BACKS/RECRUITING COORDINATOR

PERSONAL

Hometown Sherman, Texas
Wife former Nikki Echols
Children daughters: Arielle, 23, Charitie, 7, and Cheyenne, 4;
sons: Cameron, 15, and Chancellor, 8

EDUCATION

College Stephen F. Austin University (B.A., 1996)
Stephen F. Austin University (M.S., 1998)

PLAYING EXPERIENCE

1984-87 Oklahoma State (running back)
1993 Stephen F. Austin (running back)

COACHING EXPERIENCE

1995-97 **Stephen F. Austin**
Graduate Assistant (1995-96)
Running Backs (1997)
1998 **McKinney High School (Texas)**
Running Backs
1999-2001 **Texas A&M-Commerce**
Assistant Head Coach/Secondary
2002-04 **New Mexico**
Running Backs
2005-08 **Oklahoma State**
Running Backs (2005-08)
Assistant Head Coach for Player Development (2007-08)
2009- **Auburn**
Running Backs/Recruiting Coordinator

BOWL EXPERIENCE

Player – 1984 Gator, 1985 Gator, 1987 Sun
Coach - 2002 Las Vegas, 2003 Las Vegas, 2004 Emerald, 2006 Independence, 2007 Insight, 2008 Holiday, 2010 Outback, 2011 BCS National Championship



Notable: Coached Michael Dyer to an Auburn freshman record 950 yards rushing and second-team Freshman All-America honors ... Helped Auburn set school records for most points (555) and most total yards of offense (6,470) for the second straight year ... Helped Auburn lead the SEC and rank sixth nationally in rushing offense (287.2) and scoring offense (42.7) and seventh in total offense (497.7) ... The Tiger offense also leads the league in pass efficiency (186.86), third-down conversions (53.1 pct) and first downs (24.3) ... In his first season at Auburn, coached Ben Tate, who posted the fourth-best single-season rushing total in school history with 1,362 yards while being named a semifinalist for the Doak Walker Award ... Was named by Rivals.com to its list of the top 25 recruiters in the nation and one of the top 10 recruiters in the SEC for the signing class of 2010 ... His Oklahoma State running attack led the Big 12 Conference in rushing each year from 2006-08 and finished the 2008 campaign averaging 245.5 yards per game, ranking eighth nationally ... OSU finished seventh nationally and first in the Big 12 Conference in rushing in 2006 and 2007 averaging 243.2 and 208.0 yards per game, respectively ... Tutored back-to-back 1,000 yard rushers in Kendall Hunter (1,555) in 2008 and Dantrell Savage (1,272) in 2007 ... While at New Mexico, coached the Mountain West Conference's career rushing leader in DonTrell Moore and helped the Lobo's finish 16th nationally in rushing in 2003 ... Completed his eligibility at Stephen F. Austin as a second-team all-Southland Conference running back in 1993 when he led the team in rushing and scoring.



Assistant Coaches



Gus Malzahn

OFFENSIVE COORDINATOR/QUARTERBACKS

PERSONAL

Born Irving, Texas
 Oct. 28, 1965

Hometown Ft. Smith, Ark.

Wife former Kristi Otwell

Children daughters: Kylie, 21, and Kenzie, 17

EDUCATION

College University of Texas (B.A., 1996)

PLAYING EXPERIENCE

1984-85 Arkansas (wide receiver)

1988-89 Henderson State (receiver, punter)

COACHING EXPERIENCE

1991-95 **Hughes High School (Ark.)**
Defensive Coordinator (1991)
Head Coach (1992-95)

1996-2000 **Shiloh High School (Ark.)**
Head Coach

2001-05 **Springdale High School (Ark.)**
Head Coach

2006 **Arkansas**
Offensive Coordinator/Wide Receivers


2007-08 **Tulsa**
Assistant Head Coach
Co-Offensive Coordinator/Quarterbacks

2009- **Auburn**
Offensive Coordinator/Quarterbacks

BOWL EXPERIENCE

Player – 1984 Liberty, 1985 Holiday

Coach – 2007 Capital One, 2008 GMAC, 2009 GMAC, 2010 Outback, 2011 BCS National Championship



Notable: Won the Broyles Award in 2010 as the nation's top assistant coach ... Tutored Heisman Trophy winner Cam Newton, who became one of three players in NCAA FBS history to record 20 rushing and 20 passing touchdowns in a single season and the first player in SEC history to throw for 2,000 yards and rush for 1,000 yards in a single season ... Helped Auburn set school records in 2010 for most points (555) and most total yards of offense (6,470) for the second straight year as well as most first downs (316) ... Helped Auburn lead the SEC and rank sixth nationally in rushing offense (287.2) and scoring offense (42.7) and seventh in total offense (497.7) ... The Tiger offense also leads the league in pass efficiency (186.86), third-down conversions (53.1 pct) and first downs (24.3) ... Auburn leads the NCAA in yards per pass attempt (10.49) and ranks third in yards per rush attempt (6.20) ... In his first season at Auburn, guided the offense to numerous school season records including most points (433), most total yards of offense (5,613) and most plays (914) ... Auburn's 266 first downs in 2009 was the second-best total in school history, and its average of 431.8 yards per game ranked fourth ... The Tigers had the second-most number of pass completions (218), tied for the third most pass attempts (364) and had the fifth-most passing yards (2,857) and the seventh-most rushing yards (2,756) in Auburn history. ... Coached Chris Todd, who set an Auburn single-season record with 22 touchdown passes and threw for 2,612 yards, which was the third-best single-season total in school history ... Helped Tulsa's offense rank first nationally in total offense in 2007 (543.9) and 2008 (569.9) ... His 2008 squad also ranked first nationally in third-down conversion percentage (57.0), second in scoring (47.2) and fifth in rushing (268.0) ... In 2007 the Hurricane ranked third nationally in passing and 10th in scoring offense ... His 2006 Arkansas offense was fourth nationally in rushing (228.5 ypg) behind Heisman Trophy runner-up Darren McFadden and fellow All-American Felix Jones ... Was named the Rivals.com National Offensive Coordinator of the Year in 2006 ... As a high school coach in Arkansas, led seven teams to the state championship game, winning three titles ... Coached two quarterbacks, Josh Floyd and Rhett Lashlee at Shiloh Christian High School, both of whom set national passing records ... Also tutored 2005 Gatorade, Parade Magazine and Rivals.com National Player of the Year Mitch Mustain at Springdale High School.



Assistant Coaches



Tracy Rucker

DEFENSIVE LINE

PERSONAL

Born Atlanta, Ga.
 April 9, 1966
Hometown Atlanta, Ga.
Wife former Lalitha Samuel
Children son: Kumar, 10

EDUCATION

College Auburn University (B.S., 1992)

PLAYING EXPERIENCE

1985-88 Auburn (defensive lineman)
1989-90 Washington Redskins (defensive lineman)
1991 Orlando Thunder (defensive lineman)

COACHING EXPERIENCE

1992-93 **Auburn High School**
Defensive Coordinator
1994-96 **West Alabama**
Defensive Line
1997-2001 **Troy State**
Defensive Line
2001 **Indianapolis Colts**
Intern
2002 **Cincinnati**
Defensive Line
2003-07 **Arkansas**
Defensive Line
2006 **Tampa Bay Buccaneers**
Intern
2008 **Ole Miss**
Defensive Line
2009- **Auburn**
Defensive Line

BOWL EXPERIENCE

Player – 1986 Cotton, 1987 Citrus, 1989 Sugar, 1990 Hall of Fame
 Coach – 2002 New Orleans, 2003 Independence, 2007 Capital One, 2008 Cotton, 2009 Cotton, 2010 Outback, 2011 BCS National Championship



Notable: In 2010, coached Nick Fairley, who won the Rotary Lombardi Award and earned consensus All-America honors ... Fairley leads the SEC with a school-record 21.0 tackles for loss and is second in the league with 10.5 sacks ... Also coached Antoine Carter to second-team All-SEC honors ... His line helped Auburn rank 11th nationally in rushing defense (111.7) ... In his first season at Auburn, coached Antonio Coleman to first-team All-SEC honors after he led the SEC in both tackles for loss (16.5) and sacks (10.0) ... In 2008 at Ole Miss, his defensive line unit helped the Rebels tie for first nationally in tackles for loss (112) and rank first in the SEC with 39 sacks ... Mentored Peria Jerry and Greg Hardy to All-American honors ... In 2006 at Arkansas, guided Jamaal Anderson to All-American honors and an SEC-best 14 sacks and 20.5 tackles for loss ... Coached three players at Arkansas who were selected in NFL draft ... In 2002 at Cincinnati, helped the Bearcats win a share of the Conference USA title ... At Troy State, three of his players received Division I-AA All-America honors, including Al Lucas, who earned the 1999 Buck Buchanan Award as the top defensive player in Division I-AA ... Five of his players at Troy State signed NFL contracts ... As a defensive lineman at Auburn, won the 1988 Outland and Lombardi Trophies ... A two-time All-American and a three-time All-SEC selection, he was named SEC Player of the Year during his senior season ... Inducted into the College Football Hall of Fame in December, 2004.



Assistant Coaches



Ted Roof

DEFENSIVE COORDINATOR/LINEBACKERS

PERSONAL

Born Cincinnati, Ohio
 Dec. 11, 1963
Hometown Lawrenceville, Ga.
Wife former Pam Ash
Children twin sons: Terrence and Michael, 11

EDUCATION

College Georgia Tech University (B.S., 1987)

PLAYING EXPERIENCE


1982-85 Georgia Tech (linebacker)

COACHING EXPERIENCE

1987-88 **Alabama**
Graduate Assistant
 1989 **West Georgia**
Linebackers
 1990-93 **Duke**
Outside Linebackers
 1994-96 **Massachusetts**
Defensive Line (1994)
Defensive Coordinator (1995-96)
 1997 **Western Carolina**
Defensive Coordinator
 1998-2001 **Georgia Tech**
Linebackers (1998)
Defensive Coordinator (1999-2001)
 2002-07 **Duke**
Defensive Coordinator (2002-03)
Head Coach (Interim 2003; 2004-07)
 2008 **Minnesota**
Defensive Coordinator
 2009- **Auburn**
Defensive Coordinator

BOWL EXPERIENCE

Player – 1985 All-American
 Coach – 1988 Hall of Fame, 1988 Sun, 1999 Gator, 2000 Gator, 2000 Peach, 2001 Seattle, 2008 Insight, 2010 Outback, 2011 BCS National Championship



Notable: In 2010, his defense ranks 11th nationally in rushing defense (111.7), 22nd in sacks (2.54) and 26th in tackles for loss (6.77) ... His defense has shined in the second half, allowing just 9.0 ppg after halftime including just 48 fourth-quarter points, while allowing opponents just a 24.4 percent conversion rate on third downs after intermission ... Coached Josh Bynes to second-team All-SEC honors ... In his first season at Auburn, his defense ranked 17th nationally in opponent third down conversion pct. (32.8), 31st in pass defense efficiency and picked off 17 passes – tied for third most in the SEC ... Coached Bynes, whose 104 tackles were the most by an Auburn player since the 2001 season ... In his lone season at Minnesota, helped Gopher defense show marked improvement, leading to a 7-6 record and bowl game appearance after going 1-11 the season before he arrived ... His 2002 Duke squad led the ACC in rushing defense ... While at Georgia Tech, was nominated in 2000 for the Broyles Award, given annually to the nation's top assistant coach ... His 2000 Yellow Jackets ranked 12th in the nation in rushing defense and 20th in scoring defense ... His 2001 Tech defense was 23rd nationally in total defense ... Three-year starter for the Yellow Jackets from 1983-85 ... Served as team captain during his senior season, earning first-team All-ACC honors and being named Defensive Back of the Year by the Atlanta Touchdown Club ... Enshrined into the Georgia Tech Athletics Hall of Fame in 1998.



Trooper Taylor

ASSISTANT HEAD COACH/WIDE RECEIVERS

PERSONAL

Born Cuero, Texas
Feb. 20, 1970

Hometown Cuero, Texas

Wife former Evi Crosby

Children daughter: Starr, 11; son: Blaise, 13

EDUCATION

College Baylor University (B.S., 1992)

PLAYING EXPERIENCE

1988-91 Baylor (defensive back)

COACHING EXPERIENCE

1992-97 **Baylor**
Graduate Assistant (1992-93)
Wide Receivers (1994, 1997)
Secondary (1995-96)

1998 **New Mexico**
Running Backs

1999-2003 **Tulane**
Wide Receivers

2004-07 **Tennessee**
Running Backs (2004-05)
Asst. Head Coach/Player Development/WRs (2005-07)

2008 **Oklahoma State**
Co-Offensive Coordinator/Wide Receivers

2009- **Auburn**
Assistant Head Coach/Wide Receivers

BOWL EXPERIENCE

Player – 1991 Copper
Coach – 1994 Alamo, 2002 Hawaii, 2005 Cotton, 2007 Outback, 2008 Outback, 2008 Holiday, 2010 Outback, 2011 BCS National Championship



Notable: In 2010, his receivers were instrumental in Auburn setting school records for most points (555) and most total yards of offense (6,470) for the second straight year ... Helped Auburn lead the SEC and rank sixth nationally in rushing offense (287.2) and scoring offense (42.7) and seventh in total offense (497.7) ... The Tiger offense also leads the league in pass efficiency (186.86), third-down conversions (53.1 pct) and first downs (24.3) ... In his first season at Auburn, coached Darvin Adams, who broke the Auburn single-season record for receptions with 60 and ranked second in the SEC with 10 touchdown catches ... Also helped Auburn's offense set numerous school season records including most points (433), most total yards of offense (5,613) and most plays (914) ... Was named by Rivals.com to its list of the top 25 recruiters in the nation and one of the top 10 recruiters in the SEC for the signing class of 2010 ... In his only season at Oklahoma State, coached two first-team All-Americans in wide receiver Dez Bryant and running back Kendall Hunter ... His OSU offense had finalists for the Biletnikoff Award, Mackey Award and Manning Award ... Recognized by Rivals.com as a top-25 recruiter in 2005 and 2007 ... In 2006 at Tennessee, coached Robert Meachem to All-America honors ... In 2004, Coached Cedric Houston and Gerald Riggs Jr., to become Tennessee's only pair of 1,000-yard rushers in the same season ... During his tenure at Tulane, coached four wideouts into the NFL ... Played defensive back at Baylor from 1988-91, and finished his playing career as the school's leader in kickoff returns (53) and return yardage (1,063).



Assistant Coaches



Tommy Thigpen

SAFETIES

PERSONAL

Born El Dorado, Ark.
March 17, 1971
Hometown El Dorado, Ark.
Wife former Jacinda Webb
Children daughters: Asia, 4 and Naja, born May 2010

EDUCATION

College North Carolina (B.S., 1993)

PLAYING EXPERIENCE

1989-92 North Carolina (linebacker)
1993-94 New York Giants (linebacker)
1995-96 Barcelona Dragons (linebacker)

COACHING EXPERIENCE

1998-99 **North Carolina**
Graduate Assistant
2000 **Tennessee State**
Linebackers
2001-02 **Bowling Green**
Cornerbacks/Special Teams Coordinator
2003-04 **Illinois**
Cornerbacks (2003)
Linebackers (2004)
2005-08 **North Carolina**
Linebackers
2009- **Auburn**
Safeties

BOWL EXPERIENCE

Player – 1992 Peach
Coach – 1998 Las Vegas, 2008 Meineke Car Care, 2010 Outback, 2011 BCS National Championship



Notable: In 2010, helped Auburn rank 11th nationally in rushing defense (111.7) ... His top three safeties all rank in the top nine on the team in tackles, combining for 145 stops ... Coached Zac Etheridge to honorable mention All-SEC honors ... In his first season at Auburn, tutored Daren Bates, who was named to the SEC All-Freshman team after starting all 13 games and ranking fourth on the team with 70 tackles ... His safeties helped the Auburn defense rank 31st nationally in pass defense efficiency and pick off 17 passes – tied for third most in the SEC ... Was named one of the nation's top 25 recruiters in 2007 by Rivals.com ... Tutored UNC's leading tacklers in each of his four seasons at Chapel Hill: Quan Sturdivant (2008), Durrell Mapp (2006-07) and Tommy Richardson (2005) ... At Bowling Green State, helped coach one of the Mid-American Conference's top defenses, leading the MAC in turnover margin in 2002 ... Was a three-time All-Atlantic Coast Conference linebacker, earning first-team honors in 1991 ... Co-captained the 1992 team that went 9-3 and beat Mississippi State in the Peach Bowl ... Received accolades as a Parade All-American and Virginia Defensive Player of the Year at Potomac High School in Dumfries, Va.



Support Staff



Scott Fountain

Football Operations Coordinator

Joined AU Staff: Feb. 16, 2009

Responsibility: Responsible for all aspects of recruiting and assists with day-to-day football operations, with emphasis on administrative assistance to Head Coach Gene Chizik.

Experience: Served as tight ends coach and recruiting coordinator for Gene Chizik at Iowa State from 2007-08. Was retained by Paul Rhoads at Iowa State for two months to coach tight ends/offensive tackles

prior to joining Auburn staff. Served as the offensive line/assistant head coach at Georgia Southern (2006) and offensive line coach at Middle Tennessee State (2004-05). Coached for seven seasons at Central Florida, starting as the offensive guards and centers coach and co-recruiting coordinator in 1997, before taking over as the offensive tackles/tight ends coach and recruiting coordinator from 1998-2003. Started his college coaching career as an offensive graduate assistant at Florida State from 1994-96. Served as an assistant coach at Flomaton High School in 1988 and at his high school alma mater, W.S. Neal, in 1989 before being named head coach at Frisco City High School in 1990. After a three-year stint at Frisco City, he was head coach at Monroe County for a year.

Personal Information: Born Feb. 28, 1966. A native of East Brewton, AL. Married to the former Rosie Hidalgo. Has three sons: Brookes, 16, Hunter, 8, and Tanner, 6. Earned his bachelor's degree in physical education (K-12) from Samford University in 1988. Received his master's degree in educational leadership from Florida State in 1998.



Wayne Bolt

Director of Football Relations

Joined AU Staff: March 24, 2009

Responsibility: Assists with day-to-day football operations, with emphasis on camps, clinics, team travel, and NFL relations.

Experience: Served as defensive coordinator and linebackers coach at Iowa State from 2007-08. Was the defensive coordinator and inside linebackers coach at UAB from 2003-05. Coached at Troy from 1991-2002, first as offensive line coach, before taking

over as defensive coordinator and linebackers coach while serving as assistant head coach beginning in 1997. Tight ends and special teams coach at Clemson from 1986-89. Had two stints at Auburn, coaching tight ends from 1981-85 and serving as an offensive assistant in 1990. Assisted with coaching the offensive line for Pat Dye at Wyoming in 1980, before coming with Dye to Auburn in 1981. Started collegiate coaching career as an offensive graduate assistant at East Carolina in 1978-79. Was a four-year starter for Dye at East Carolina from 1974-77, earning All-American honors as an offensive lineman in 1977.

Personal Information: Born Feb. 18, 1956. A native of Augusta, GA. Married to the former Linda Howard. Earned a bachelor's of science degree in health and physical education from East Carolina in 1980.



Ben Thomas

Director, Player Development

Joined AU Staff: April 1, 1997

Responsibility: Assists with day-to-day operations of football program with emphasis on player relations and player development.

Experience: Joined the football staff under head coach Gene Chizik after previously serving as Director of Athletic Events from 2005-08. Was Auburn's Resident Manager of Sewell Hall from 1997-

2005. Served as the defensive line coach at Tuskegee University from 1995-96. Was defensive line coach at Auburn High School from 1992-95. Played defensive tackle for seven seasons in the NFL for the New England Patriots (1985), Green Bay Packers (1986-88), Pittsburgh Steelers (1988-89), Atlanta Falcons (1989) and Los Angeles Rams (1991).

Personal Information: Born July 2, 1961 in Ashburn, Ga. Has two sons: Benjamin III, 21, and Milton, 18. Earned his bachelor's degree in education from Auburn in 1995. Lettered for Auburn from 1981-84. Finished his college career with 290 tackles and 10 sacks. An All-SEC selection in 1984 after registering 141 total tackles.



Chad Lunsford

Football Operations Director of Scouting

Joined AU Staff: May 14, 2009

Responsibility: Assists with day-to-day football operations, with emphasis on prospect videos.

Experience: Served as special teams coordinator and linebackers coach at Georgia Military College for two years beginning in 2007. Was the outside linebackers coach and a special education teacher at Griffin (Ga.) High School during the 2006-07 school year. Worked as the running backs and slot

back coach at Georgia Southern University for the 2003-05 seasons. Was tight ends coach at Appalachian State University for two seasons starting in 2001. Started his coaching career with a five-year stint at Georgia Military College from 1996-2001, starting as a student assistant coach for tight ends, before becoming running backs coach in 1997 and linebackers coach in 2000.

Personal Information: Born Feb. 24, 1977. A native of Elberton, Ga. He and his wife, Tippy Hyde Lunsford, have a daughter: Sophie (born Feb. 12, 2007) and a son: Rhett (born June 24, 2008). Earned his bachelor's degree in biology with a minor in mathematics from Georgia College & State University in 2000. Received his master's degree in sports science from the United States Sports Academy in 2002.



Brent Thomas

Football Video Coordinator

Joined AU Staff: March 2007

Responsibility: Responsible for scouting and breakdown of opponent's game film, as well as filming of daily practices and games.

Experience: Served as the assistant video coordinator for the Tennessee Titans of the NFL from 2003-07. Prior to working with the Titans, worked as a video graduate assistant with the University of Tennessee football team from 2002-03.

Personal Information: Born Sept. 13, 1977 in Louisville, Ky. Earned his bachelor's degree in sports management with a minor in business from the University of Tennessee in 2001. Walked on to the Tennessee football team as a long-snapper from 1996-2000.



Rhett Lushlee

Offensive Graduate Assistant

Joined AU Staff: January 2009

Responsibility: Assists with all aspects of the offense.

Experience: Worked as the market director for VYPE Magazine in Northwest Arkansas from 2007-08. Served as a graduate assistant coach at Arkansas in 2006 under Gus Malzahn. Was a walk-on quarterback at Arkansas from 2002-2003. Served as an assistant coach at Springdale High School under Malzahn



Support Staff



from 2004-2005. Starred as a quarterback at Shiloh Christian (Springdale, AR) from 1999-2001, leading his team to three state title appearances, winning two and finishing his career as the national record holder for touchdown passes in a career with 171.

Personal Information: Born June 9, 1983. Married to the former Lauren Lee. Received a bachelor's degree in marketing and business management from Arkansas in 2006.



Elijah Drinkwitz

Offensive Quality Control

Joined AU Staff: June 2010

Responsibility: Assists with all aspects of the offense.

Experience: Coached during the 2006-09 seasons at Springdale (Ark.) High School, first as an offensive line coach/running game coordinator in 2006 before spending the next three years as the offensive coordinator. Also served as an assistant coach at Springdale in 2004 under Gus Malzahn. Was an

assistant coach at Alma (Ark.) High School in 2005. Started his coaching career as a volunteer assistant at Alma from 2001-03 while still in college.

Personal Information: Born April 12, 1983 in Norman, Okla. Married to the former Linsey Sivils, and has a daughter, Addison, born March 19, 2010. Earned a bachelor's degree in education from Arkansas Tech in 2004.



Casey Woods

Offensive Quality Control


Joined AU Staff: February 2009

Responsibility: Assists with all aspects of the offense.

Experience: Served as an offensive graduate assistant at Tennessee in 2008, working with wide receivers/offensive line and also holding responsibilities with special teams.

Personal Information: Born May 15, 1983. Native of Starkville, Miss. Earned bachelor's degrees in both

psychology and political science from Tennessee in 2006. Received his master's degree in sport psychology from Tennessee in 2007. Currently pursuing further graduate work in sport psychology. Was a three-year letterman at wide receiver for Tennessee and part of three SEC East Division titles. Named a team captain as a senior in 2007 when team went on to win the SEC East and the Outback Bowl.



Travis Williams

Defensive Graduate Assistant

Joined AU Staff: July 2009

Responsibility: Assists with all aspects of the defense.

Experience: Served as a volunteer assistant coach at Spring Valley High School in Columbia, S.C., during the 2008 season.

Personal Information: Born Jan. 20, 1983. Received a bachelor's degree in criminology from Auburn in 2005. Currently working on a master's degree in

adult education. Played linebacker for the Auburn football team from 2002-05, earning first-team All-SEC honors as a junior and second-team honors as a senior. Served as team captain as a senior and was the team's Pat Dye Leadership Award winner in both 2004 and 2005. Member of the Atlanta Falcons in 2006-2007.



Dustin Landry

Defensive Quality Control

Joined AU Staff: January 2009

Responsibility: Assists with all aspects of the defense.

Experience: Served as a defensive graduate assistant at Iowa State under Gene Chizik in 2008. Was a student assistant on the Auburn coaching staff from 2007-08.

Personal Information: Born May 18, 1982. Native of Gulf Shores, Ala. Earned a bachelor's degree in criminology from Auburn in 2006. Received his master's degree in adult education and sports management from Auburn in 2009.



Erik Link

Special Teams Quality Control

Joined AU Staff: July 2010

Responsibility: Assists with all aspects of the special teams.

Experience: Coached at his prep alma mater, Des Moines North, in 2003. Hired as a graduate assistant at Drake University for the 2004 season and worked for the Bulldogs as an assistant coach in 2005. Spent three seasons at Iowa State, first as an offensive graduate assistant in 2006 before working as the assistant

director of football operations during the 2007 and 2008 seasons. Coached the offensive line at Keller (Texas) High School in 2009, helping lead the team to the Class 5A playoffs.

Personal Information: Born April 4, 1981, in Des Moines, Iowa. Married to the former Jill Flaherty. Earned a bachelor's degree in secondary education from Drake in 2003 and a master's degree in public administration from Drake in 2008. Was an honorable mention All-Pioneer League offensive lineman at Drake, where he lettered three times and was a two-year starter.



Rev. Chette Williams

Team Chaplain

Joined AU Staff: Fall 1999

Responsibility: Serves as the Auburn team chaplain. Also is the Auburn campus director for Fellowship of Christian Athletes and the State Director for Urban Ministries for FCA.

Experience: Former President of IMPACT Ministries, Spartanburg, S.C. (1995-99). Served as Pastor of New Covenant Baptist Church in New Orleans, La. (1993-95). Co-Pastor of New Song

Baptist Church in Mobile, Ala. from 1991-93. Licensed (1987) and Ordained Minister (1988).

Personal Information: Born Sept. 3, 1963. Married to the former Lakeba Hibbler. Two daughters, Lauren Denise, 13, Caitlyn Mae, 11, and one son, Chette LaRue, Jr., 9. Received Bachelor of Science from Auburn in Adult Education in 1985. Received Master of Divinity from New Orleans Baptist Theological Seminary in 1993. Three-year letterman on Auburn football team from 1982-84. During playing career, Auburn won the Sugar Bowl, the Citrus Bowl and the Liberty Bowl.



Support Staff



Dana Marquez

Director of Equipment Operations

Joined Auburn Staff: March 2006

Responsibility: Oversees all aspects of the equipment and apparel for all of Auburn's 21 varsity teams. **Experience:** Came to Auburn after serving as the Western Regional Promotion Manager for Schutt Sports Group from 2005-06. Served as Director of Equipment Operations at the University of California from 2002-05. Was Football Equipment

Manager at Oregon State from 2001-02. Worked with the equipment staff for the Colorado State football program from 1990-2000. Had an internship with the Denver Broncos from 1991-93. Was a Marketing Consultant for the Portland Winterhawks of the WHL from 1997-98 and for the Denver Grizzlies of the IHL from 1993-94. Director of Marketing for the Colorado Foxes from 1994-95.

Personal Information: A native of Littleton, Colo. Married to the former Liz Asher. The couple has a daughter, Jordan, 12. Attended Colorado State, studying sports sciences and management.



Mike Boniol

Assisant Equipment Manager

Joined Auburn Staff: July 2008

Responsibility: Assists in running the day-to-day operation of the football equipment room.

Experience: Served as assistant equipment manager at Southern Methodist University from 2006-08, and at LSU from 2002-06. Worked for NFL Europe's Rhine Fire in Dusseldorf, Germany, in the spring of 2006, and for the Barcelona Dragons in Barcelona,

Spain, in the spring of 2002.

Personal Information: A native of Alexandria, La. Married to the former Beth Tulli, of Dallas, Texas. Graduated from LSU with a degree in general studies in 2001. Certified by the Athletic Equipment Manager's Association (AEMA) in June, 2002.



Brad Rapacz

Assisant Equipment Manager

Joined AU Staff: May 2009

Responsibility: Assists in running the day-to-day operation of the football equipment room.

Experience: Served as an intern for the football team with the Auburn equipment staff during the 2009 season. Worked with the football team at the University of Minnesota for four seasons from 2005-09.

Personal Information: A native of St. Paul, Minn. Graduated from the University of Minnesota with a bachelor's degree in sports management in 2002. Certified by the Athletic Equipment Manager's Association (AEMA) in June, 2009.

STRENGTH & CONDITIONING STAFF



Kevin Yoxall

Head Strength and Conditioning Coach

Joined Auburn Staff: January 1999

Responsibility: Supervises all strength and conditioning programs for men's and women's athletics.

Professional Experience: Came to Auburn from UCLA where he was head strength and conditioning coach from 1995-98. Was head strength and conditioning coach for football at the University of Minnesota from 1992-95. Began his coaching career

at Texas Christian University (1987-92). Served as a graduate assistant strength and conditioning coach from 1987-89, and was promoted to head strength and conditioning coach in 1989. Was a collegiate regional record-holder for power lifting in 1982, and was named a Collegiate All-American power lifter in 1983. Was named Collegiate Strength and Conditioning Coach of the Year by the Professional Football Strength and Conditioning Coaches Society in 2005, and the Pac-10 Strength and Conditioning Coach of the Year in 1998. Named "Master Strength and Conditioning Coach" by the Collegiate Strength and Conditioning Coaches Association in 2002, which is the highest honor that can be achieved as a strength coach.

Personal Information: Born Aug. 3, 1959. He and his wife Nancy have two children, Collin, 18, and Marlee, 14. Earned his bachelor of science degree in special education from East Texas State University in 1983 and his master of science in physical education from Texas Christian University in 1989. Certified strength and conditioning specialist by the National Strength and Conditioning Coaches Association. Strength and conditioning coach certified by the Collegiate Strength and Conditioning Coaches Association.



Ryan Russell

Asst. Strength and Conditioning Coach

Joined Auburn Staff: January 2010

Responsibility: Assistant Strength and Conditioning Coach for football. Director of Sports Nutrition for football.

Professional Experience: Served as Associate Strength and Conditioning Coach for the Boise State football team from 2007-2009. Was a graduate assistant coach on Auburn's strength and conditioning

staff from 2005-06. Served as an Intern Strength and Conditioning coach at the University of Pittsburgh from May-June 2005. Served as an Intern Strength & Conditioning coach at the Univeristy of Louisville from Febuary 2004-April 2005.

Personal Information: Born Nov. 2, 1980 in Palm Springs, Ca. Married to the former Sarah Porter. Earned a Master's in Adult Education from Auburn in December 2006. Recieved BA with an emphasis in Exercise Science from West Liberty State in 2003. Played wide receiver for West Liberty State from 2000-2002, receiving all-conference honors all three years and All-Northeast Region honors as a junior and senior. Played Arena Football for the Las Vegas Gladiators and the Louisville Fire in 2003. Certifications: CSCS,SCCC,SNC, USAW Level 1.



Support Staff



Jesse Kelley

Graduate Asst. Strength & Conditioning Coach

Joined Auburn Staff: January 2009

Responsibility: Assist head strength coach with football strength and conditioning program.

Professional Experience: Graduate assistant football coach (defensive ends) and strength and conditioning coach at Slippery Rock from 2003-05. Interned at Auburn during the summer of 2005. Awarded NSCA student assistantship program at the

U.S. Air Force Academy in Colorado Springs, Colo., in 2005-06. Was defensive line coach and strength and conditioning coach at Clarion (PA) University from 2006-09. Also interned with Duquesne University.

Personal Information: Native of Fernandina Beach, Fla. Earned a bachelor of science degree in exercise science from Slippery Rock in 2003 and received master's of science degree in 2006 from SRU in exercise and wellness promotion. Four-year letterman at Slippery Rock in football and was team captain as a senior. Certified strength and conditioning specialist (CSCS) and certified as a Sports Performance Coach through USA Weightlifting.



T.J. Graham

Graduate Asst. Strength & Conditioning Coach

Joined Auburn Staff: June 2010

Responsibility: Assist head strength coach with football strength and conditioning program.

Experience: Head Strength and Conditioning Coach for the Asheville Tourist baseball team, a minor league affiliate of the Colorado Rockies, during the 2008 season. Strength and Conditioning intern at Louisiana State University from 2009-2010. Worked

mainly with football and also assisted with the baseball and swimming and diving teams at LSU.

Personal Information: Native of Marlow, Okla. Earned a Bachelor of Science in Kinesiology-Ex/Fitness Management from the University of Central Oklahoma in 2008. Four-year letterman in football for Central Oklahoma.

MEDICAL STAFF



Dr. James R. Andrews

Orthopaedic Surgeon

Responsibility: Serves as orthopaedic surgeon and Medical Director for Auburn student-athletes.

Professional Experience: A member of the Andrews Sports Medicine and Orthopaedic Center, Chairman of the Board of the American Sports Medicine Institute (ASMI) in Birmingham, Ala. and Medical Director of the Andrews Institute in Gulf Breeze, Fla. Has been mentor for more than 250

orthopaedic/sports medicine fellows who have trained with him through the American Sports Medicine Institute. A member of the American Board of Orthopedic Surgery and the American Academy of Orthopedic Surgeons. Has been awarded a Doctor of Laws Degree from Livingston University, Doctor of Science Degree from Troy State and a Doctor of Science Degree from Louisiana State University. Currently serves as Senior Orthopaedic Consultant for the Washington Redskins, Medical Director for the Tampa Bay Devil Rays, and is Co-Medical Director for the Ladies Professional Golf Association.

Personal Information: Graduated from Louisiana State University in 1963 where he was Southeastern Conference indoor and outdoor pole vault champion. Completed medical school in 1967 and completed his orthopaedic residency at Tulane Medical School in 1972. Elected to the Alabama Sports Hall of Fame in 1992.



Dr. Michael D. Goodlett

Team Physician

Responsibility: Serves as Auburn University Sports Medicine team physician, overseeing all aspects of the daily sports medicine/primary care needs of all Auburn student-athletes. Coordinates care with the athletic training staff, local medical community, and Auburn University Medical Director, Dr. James Andrews.

Professional Experience: A charter member of the American Medical Society for Sports Medicine. A member of the American Sports Medicine Fellowship Society. Also affiliated with American Medical Society, Medical Association of the State of Alabama and Lee County Medical Society. An affiliate professor in Health and Human Performance at Auburn University. Was medical director at Etowah County Hospice Organization. Also worked at East Gadsden Clinic, was the Team Physician at Jacksonville State University and was director of Auburn University Health Center.

Personal Information: Married to the former Donna Webster of Tanner, Ala., and has two children, Haley and Hunter. Graduated summa cum laude from the University of North Alabama in Florence, Ala., with a bachelor of science in Chemistry. Graduated from the University of South Alabama College of Medicine in Mobile, Ala. with a Doctor of Medicine. Family practice residency at University of Alabama-Birmingham/Baptist Memorial Hospital. Fellow, American Board of Family Practice. Certified Team Physician-American College of Sports Medicine.



Support Staff



David Walsh

Manager of Plainsman Park Physical Therapy

Joined Auburn Staff: September 2005

Responsibility: Oversees rehabilitation at Plainsman Park Physical Therapy.

Professional Experience: Director of the HealthSouth Physical Therapy Clinic at Auburn from 1998 until accepting current position. Was the Co-Curriculum Director and offsite physical therapy clinic director at East Tennessee State University

from 1991-98. Served on the medical staff (track and field) for the 1996 Atlanta Olympic Games. Director and Chief Physical Therapist at Northside Hospital in Johnson City, Tenn., from 1990-91. Served as the director of Physical Therapy (rehabilitation services) at Doctor's Hospital in Columbus, Ga., from 1989-90. Was a staff physical therapist at the Hughston Sports Medicine Clinic in Columbus from 1988-89. An assistant athletic trainer for football, basketball and baseball at The Citadel (Charleston, S.C.) from 1985-88. Was a graduate assistant athletic trainer for football and track at Auburn (1984-85).

Personal Information: Born July 10, 1962, in Bluff City, Tenn. Married to the former Kelly Ladye of Columbus, Ga. Has one daughter, Emily Michelle. Earned B.S. in physical education/sports medicine from East Tennessee State in 1984. Earned Masters in Education from Auburn in 1985. B.S. in physical therapy from Medical University (Charleston, S.C.) in 1988. Is a certified member of the National Athletic Trainers Association. Current member of the American Physical Therapy Association and Alabama Athletic Trainers Association. Founding member of Mountain Empire Sports Medicine Society. Board appointed committee member to advocate working relationships between physical therapists and athletic trainers in 1992 in Nashville, Tenn.



Joe-Joe Petrone

Director of Sports Medicine

Joined Auburn Staff: August 2008

Responsibility: Oversees Auburn's department of 12 certified full-time staff and 11 certified graduate assistants.

Professional Experience: Spent seven years as the Head Athletic Trainer at Middle Tennessee State University, overseeing medical care given to the athletes of 18 different varsity sports. Prior to MTSU,

spent five years as the athletic trainer and therapist at The Healthsouth Sports Medicine Center in Tampa, Florida. Was the assistant athletic trainer for the Tampa Bay Buccaneers from 1987 to 1996. From 1981 to 1987, was the assistant athletic trainer at Ole Miss. For five years, worked as an athletic trainer for the New York Yankees Fantasy Camp and also was a volunteer athletic trainer for Florida College and Hillsborough High School football. Summer assistant athletic trainer for the New York Jets in Hempstead, New York, in 1979 and 1980.

Personal Information: Earned his bachelor's degree from Vanderbilt University in 1980 and a Master's of Science from the University of South Florida in 1994. He and his wife, Allyson, have twin sons, Chas and Michael. He is a certified member of the National Athletic Trainers Association, Petrone is also a member of the Southeastern Athletic Trainers' Association, and the Alabama Athletic Trainers' Association.



Clark Pearson

Head Football Athletic Trainer

Joined Auburn Staff: June 2009

Responsibility: Head athletic trainer for football. Oversees care, prevention and rehabilitation of injuries for football team.

Experience: Served as the head football athletic trainer at the University of Wisconsin for four years beginning in 2005. Prior to that, was Assistant Athletic Trainer at the University of Oklahoma from

1997-2005. Conducted a two-year research study while at Oklahoma in conjunction with the Gatorade Sports Science Institute -- "Salt Depletion and Cramping in Collegiate Football Players". Served on the 2001 Big 12 Athletic Training Staff of the Year. At Wisconsin, completed a Post-Surgical Hamstring Protocol Case Report and conducted the Collegiate Lineman Type II Diabetes Study. Participant in the Big Ten/NFL Shoe and Surface Study.

Personal Information: A native of Franklin, Ky. He and his wife, Nancy, have a son, Bradley, and a daughter, Katherine. Earned a bachelor's degree in sports management from the University of Kentucky in 1995, and a master's degree in human relations from Oklahoma in 1997. Is a member of the National Athletic Trainer's Association, the Southeastern Athletic Trainers' Association and the Alabama Athletic Trainers' Association. He is a First Aid/CPR/AED Instructor with American Red Cross.



Kirk Nielson

Assistant Athletic Trainer

Joined Auburn Staff: July 2008

Responsibility: Assists head athletic trainer with care, prevention and rehabilitation of injuries for the Auburn football team.

Professional Experience: Served as a seasonal intern with the Atlanta Falcons during the 2007-08 NFL season along with the 2008 Georgia Force of the Arena Football League. First came to Auburn as an intern in

the fall of 2004 with the football team. In the spring of 2005 worked as a Graduate Assistant with the Auburn softball team before returning to football in the fall of 2005 to serve as a Graduate Assistant.

Personal Information: Born in Lansing, Mich., and grew up in Dansville, Mich. Earned a Bachelor of Science degree in sports medicine from Central Michigan University in 2004 and a M.Ed. in Higher Administration Education from Auburn in 2007. Certified member of the National Athletic Trainers' Association, the Southeastern Athletic Trainers' Association and the Alabama Athletic Trainers' Association.



John Walters

Assistant Athletic Trainer

Joined Auburn Staff: January 2009

Responsibility: Assists head athletic trainer with care, prevention and rehabilitation of injuries for the Auburn football team.

Professional Experience: Head Athletic Trainer at Huntingdon College from June, 2007, until Dec., 2008. Graduate assistant at Georgia Tech from 2005-07.

Personal Information: Born Jan. 5, 1982. A native of Dearborn Heights, Mich. Earned a Bachelor of Science degree in Sports Medicine from Central Michigan University in 2005, and a Master of Science degree in Sports Medicine from Georgia State University in 2007. Certified member of the National Athletic Trainers' Association, the Southeastern Athletic Trainers' Association and the Alabama Athletic Trainers' Association.



SEASON IN REVIEW



Season in Review



GAME 1	ARKANSAS STATE	26
	#22 AUBURN	52
	September 4, 2010 • Fox Sports Net Jordan-Hare Stadium (83,441) • Auburn, Ala.	

Cam Newton accounted for five touchdowns and 357 yards of total offense, rushing for a school-record 171 yards on 15 carries as a quarterback, as Auburn defeated Arkansas State, 52-26, to open up the 2010 football season. Newton, playing in his first game at Auburn, rushed for three touchdowns and threw for two others as Auburn racked up 608 yards of total offense on the night.

Arkansas State struck first, but Auburn scored on three of its next four possessions to take a 21-6 lead. Kodi Burns got it started with a 3-yard run with 3:27 left in the first quarter. Mario Fannin followed with a 36-yard reception from Cam Newton less than three minutes later. Newton then picked up his first rushing touchdown on a 2-yard run with 9:43 left in the half.

The teams traded blows to wrap up the half. After an ASU touchdown Auburn's Quindarius Carr responded 47 seconds later with a 48 yard catch from Newton to put the lead back at 28-13.

Following an ASU field goal, Newton closed out the half by tearing off on a 71-yard run on a broken play, picking up his second rushing touchdown of the game.

Auburn took a 35-16 lead into the half as Newton rushed for two scores and threw another in the first half alone, taking less than two minutes on each drive and using only 16 total plays.

ASU struck first again in the second half, but Fannin caught his second touchdown pass of the game with 8:07 left in the third quarter. The Tigers extended the lead as time expired in the quarter with Wes Byrum connecting on his first field goal of the season, a 24-yard attempt.

Freshman Michael Dyer scored his first career touchdown with 9:11 left in the game, coming in on a 2-yard run to make the score 52-23. He finished the night with 95 yards rushing. The Red Wolves would score once more on the team's final possession to finish the game with the 52-26 Auburn win.

Newton threw for 186 yards on the night, completing nine of 14 passes and tossing three touchdowns passes.

Carr led Auburn's receiving with 87 yards on two catches. Fannin finished with 65 yards receiving while Darvin Adams added 58.

Newton led the Tigers in rushing with 171 yards, followed by Dyer with 95 and Onterio McCalebb with 76.

Newton also led in all-purpose yards with 171. Carr finished with 134, including 47 return yards, while Demond Washington added 126 yards on kick returns.

Byrum, Auburn's senior kicker, scored 10 points in the win with a field goal and seven extra points.

Daren Bates led the Auburn defense with 10 tackles. Senior Airon Savage, who missed the last two seasons with injuries, added seven. Washington, Eltoro Freeman and Josh Bynes added six tackles each while Antoine Carter led the team with 2.5 sacks.

In all, Auburn had 10 tackles for loss and four sacks in the game.

GAME 2	#21 AUBURN	17
	MISSISSIPPI STATE	14
	September 9, 2010 • ESPN Davis Wade Stadium (54,806) • Starkville, Miss.	

Cam Newton, Nick Fairley and a strong Tiger defense led No. 21 Auburn to a 17-14 victory over Mississippi State in the SEC opener for both teams at Davis Wade Stadium at Scott Field on Sept. 9. It is AU's 17th SEC-opening win in 18 tries.

Newton threw for 136 yards and two touchdowns and rushed for 70 yards while defensive lineman Fairley had an interception, fumble recovery and three sacks. The Tigers defense limited Mississippi State to only 246 total yards.

Auburn took the opening kickoff and grabbed a quick 7-0 lead only 3:38 into the game on a 39-yard Newton touchdown pass on a screen to Emory Blake, marking his first touchdown reception of his career. On the 8-play, 68-yard drive, Newton converted a huge 4th and 1 from the State 46.

After the Tigers sacked the Bulldogs three straight times on a three and out, two by Nick Fairley and the other by Mike Blanc, Quindarius Carr fumbled the ensuing punt and Mississippi State recovered it at the Auburn 20 yard line.

State tied it up three plays later from the Tigers 2 as quarterback Chris Reif fumbled the ball into the end zone and State offensive lineman Gabe Jackson recovered it with 2:30 remaining in the opening quarter.

Fairley intercepted State quarterback Tyler Russell's pass at midfield, setting up Auburn's eight play touchdown drive to give the Tigers a 14-7 lead with 8:37 left in the half. On 3rd and goal from the State 12, Newton threw his second touchdown pass of the game, this time to Darvin Adams.

Fairley continued his outstanding performance with a fumble recovery at the State 44 on the Bulldogs' next possession. It led to a 34-yard Wes Byrum field goal for the final scoring of the first half that stretched Auburn's lead to 17-7 with 4:29 remaining.

Mississippi State took the opening kickoff of the second half and closed to within 17-14 on a 1-yard touchdown run on third down by Vick Ballard with 8:55 left in the third quarter. The Bulldogs used 12 plays to drive 63 yards.

The Bulldogs then recovered an onside kick at their own 44. Auburn held the Mississippi State to a three and out to finally gain its first second half possession with 8:28 to go in the third at its own 12 yard line.

Mississippi State blocked Byrum's 37 yard field goal attempt with 2:19 to play. The Bulldogs took over at their own 20 yard line and converted a fourth and 4 from their own 26 to the MSU 48 with 90 seconds remaining. On second down, Fairley

recorded his third sack of the game to leave the Bulldogs with a 3rd and 15 from their own 45 as they called their final time out.

A pass interference penalty by Neiko Thorpe resulted in a Mississippi State first down at the Auburn 41 with 45 seconds left. Two plays later, Thorpe broke up a 2nd down Relf to Leon Berry pass inside the Auburn 20 with 34 seconds to go. The Tigers held MSU on an incomplete 4th and 10 pass with 22 seconds remaining to clinch their 22nd win in the last 29 games against the Bulldogs.

Onterio McCalebb rushed for 68 yards on 12 carries while Mike Dyer had nine rushes for 48 yards.

Eltoro Freeman recorded a team-high nine tackles, while Zac Etheridge, Airon Savage and Josh Bynes had six each.

SCORING SUMMARY			
Arkansas State	6	10	7 3 — 26
Auburn	14	21	10 7 — 52
ASU - Frampton 10 yd pass from Aplin (Davis kick blocked), 5:18, 1st AU - Burns 3 yd run (Byrum kick), 3:27, 1st AU - Fannin 36 yd pass from Newton (Byrum kick), 1:00, 1st AU - Newton 2 yd run (Byrum kick), 9:43, 2nd ASU - Robertson 13 yd run (Davis kick), 6:46, 2nd AU - Carr 48 yd pass from Newton (Byrum kick), 5:59, 2nd ASU - Davis 26 yd field goal, 3:04, 2nd AU - Newton 71 yd run (Byrum kick), 2:19, 2nd ASU - Lawson 8 yd run (Davis kick), 13:16, 3rd AU - Fannin 38 yd pass from Newton (Byrum kick), 8:07, 3rd AU - Byrum 24 yd field goal, 0:00, 3rd AU - Dyer 2 yd run (Byrum kick), 9:11, 4th ASU - Davis 41 yd field goal, 4:16, 4th			
TEAM STATISTICS			
	ASU	AU	
First Downs	22	23	
Rushes-Yards	35-43	49-367	
Passing Yards	323	241	
Comp-Att-Int	33-49-0	11-16-0	
Total Plays-Yards	84-366	65-608	
Punts-Avg.	8-38.6	4-39.2	
Fumbles/Lost	1/0	2/2	
Penalties-Yards	5-28	7-60	
3rd Down Conv.	5-of-18	5-of-10	
Time of Possession	34:23	25:37	
INDIVIDUAL STATISTICS			
RUSHING: (ASU) - Lawson 16-45 (TD); Robertson 7-20 (TD); Aplin 12-minus 22. (AU) - Newton 15-171 (2TD); Dyer 14-95 (TD); McCalebb 9-76; Hooper 5-15; Fannin 3-14; Burns 2-2 (TD); Zachery 1-minus 6.			
PASSING: (ASU) - Aplin 28-42-0-278 (TD); Butterfield, 5-7-0-45. (AU) - Newton 9-14-0-186 (3TD); Caudle 1-1-0-42; Trotter 1-1-0-13.			
RECEIVING: (ASU) - Frampton 8-74 (TD); Stockemer 6-58; Muse 4-80; Henderson 4-22; Robinson 3-24; McCants 2-20; Smith 2-19; Lawson 2-17; Murry 2-9. (AU) - Fannin 4-65 (2TD); Carr 2-87 (TD); Adams 2-58; Winter 1-13; Zachery 1-9; Dyer 1-9.			

SCORING SUMMARY			
Auburn	7	10	0 0 — 17
Mississippi State	7	0	7 0 — 14
AU - Blake 39 yd pass from Newton (Byrum kick), 11:22, 1st MSU - Jackson 0 yd fumble recovery (Brauchle kick), 2:30, 1st AU - Adams 12 yd pass from Newton (Byrum kick), 8:37, 2nd AU - Byrum 34 yd field goal, 2:56, 2nd MSU - Ballard 1 yd run (Brauchle kick), 8:55, 3rd			
TEAM STATISTICS			
	AU	MSU	
First Downs	21	16	
Rushes-Yards	46-190	33-117	
Passing Yards	158	129	
Comp-Att-Int	12-21-1	16-35-1	
Total Plays-Yards	67-348	68-246	
Punts-Avg.	4-39.2	7-41.6	
Fumbles/Lost	2/1	2/1	
Penalties-Yards	4-35	2-25	
3rd Down Conv.	6-of-14	5-of-15	
Time of Possession	31:48	28:12	
INDIVIDUAL STATISTICS			
RUSHING: (AU) - Newton 18-70; McCalebb 12-68; Dyer 9-48; Fannin 5-6; Smith 1-0; TEAM 1-minus 2. (MSU) - Bumphis 3-27; Relf 14-26; Hanrahan 3-21; Elliott 4-14; Ballard 5-13 (TD); Perkins 3-10; Hemphill 1-6; Jackson 0-0.			
PASSING: (AU) - Newton 11-19-1-136 (2TD); Burns 1-2-0-22. (MSU) - Relf 12-25-0-110; Russell 4-9-1-19; Langston 0-1-0-0.			
RECEIVING: (AU) - Zachery 4-32; Adams 3-38; Blake 2-39; Newton 1-22; Fannin 1-14; Smith 1-13. (MSU) - Bumphis 5-34; Clark 2-28; Smith 2-21; Heavens 2-6; Ballard 1-22; Green 1-11; Hanrahan 1-4; Elliott 1-3; Henderson 1-0.			



Season in Review



GAME 3	CLEMSON	24 27 OT
	#16 AUBURN	
	September 18, 2010 • ESPN / ESPN 3D Jordan-Hare Stadium (87,451) • Auburn, Ala.	

Wes Byrum's 39-yard field goal in the first overtime period propelled No. 16 Auburn to a thrilling 27-24 win over Clemson in front of a sold-out Jordan-Hare Stadium on Sept. 18. Auburn trailed 17-3 at halftime but used a 21-point third quarter to take a lead before winning in the first overtime period. Clemson's Chandler Catanzaro had a chance to send the game to a second overtime period but missed a 32-yard field goal into the Auburn student section end of the stadium.

Darvin Adams finished the game with 118 yards on five catches with a touchdown, including an eight-yard touchdown pass in the third quarter that tied the game at 17-17.

Onterio McCalebb led Auburn on the ground with 81 yards and a touchdown on 10 rushes and teammate Michael Dyer had 69 yards on 16 rushes.

Cam Newton was 7-for-14 for 203 yards and two touchdowns and added 68 yards on the 17 rushes.

Auburn, which last overcame a 17-0 deficit in 2002, went up 24-17 lead as Newton and Adams hooked up for four completions that covered 95 yards and directly led to two touchdowns, with Adams catching one and McCalebb running one in.

McCalebb's 12-yard touchdown run capped a six-play, 61-yard drive for Auburn to start the comeback, bringing Auburn to within a touchdown, 17-10, midway through the third quarter. The big play on the drive was Newton's 34-yard pass to Adams on a third and one play that brought the ball to the Clemson 18 yard line.

Auburn's next series saw Adams score his second touchdown of the season as he tapped the tip of his shoe down in bounds to finish off an eight-play drive that started at the Auburn 28 yard line and took just 3:41 off the clock.

The next time Auburn touched the ball it needed just 38 seconds to score as Newton's first pass completion to someone other than Adams gave Auburn its first lead of the day, 24-17. Following a five-yard run by McCalebb, Newton found Zachery down the sideline for a 78 yard touchdown, Auburn's third straight series that ended with a touchdown.

Clemson answered the Zachary score with an eight-play march down the field to tie the game at 24-24 with 12:36 left in regulation. The drive covered 77 yards and took just 3:27 off the clock.

SCORING SUMMARY		
Clemson	7	10
Auburn	0	3
CU - Harper 8 yd pass from Parker (Catanzaro kick), 8:59, 1st		
CU - Catanzaro 42 yd field goal, 8:19, 2nd		
CU - Harper 24 yd pass from Parker (Catanzaro kick), 1:14, 2nd		
AU - Byrum 35 yd field goal, 0:00, 2nd		
AU - McCalebb 12 yd run (Byrum kick), 8:24, 3rd		
AU - Adams 8 yd pass from Newton (Byrum kick), 3:41, 3rd		
AU - Zachery 78 yd pass from Newton (Byrum kick), 1:03, 3rd		
CU - Ellington 2 yd run (Catanzaro kick), 12:36, 4th		
AU - Byrum 39 yd field goal, OT		
TEAM STATISTICS		
First Downs	27	17
Rushes-Yards	47-187	47-221
Passing Yards	220	203
Comp-Att-Int	20-34-0	7-14-2
Total Plays-Yards	81-407	61-424
Punts-Avg.	7-41.3	6-40.2
Fumbles/Lost	1/0	0/0
Penalties-Yards	5-50	10-97
3rd Down Conv.	5-of-15	5-of-13
Time of Possession	34:20	25:40
INDIVIDUAL STATISTICS		
RUSHING: (CU) - Ellington 22-140; Harper 19-44; Brown 1-6; Moneal 1-minus 1; Parker 4-minus 2. (AU) - McCalebb 10-81 (TD); Dyer 16-69; Newton 17-68; Reed 2-8; Zachery 2-minus 5.		
PASSING: (CU) - Parker 20-34-0-220 (2TD). (AU) - Newton 7-14-2-203 (2TD).		
RECEIVING: (CU) - Allen 5-66; Ellington 4-48; Jones 4-19; Harper 3-48 (2TD); Dye 2-27; Moneal 1-8; J. Brown 1-4. (AU) - Adams 5-118 (TD); Zachery 1-78 (TD); Smith 1-7.		

Clemson went 76 yards in 12 plays on its first possession to take a 7-0 lead when Kyle Parker tossed an eight-yard touchdown pass to running back Jaime Harper.

Clemson increased that lead to 10-0 with an 11-play, 53-yard drive that ended with a 42 yard Cantanzaro field goal with 8:19 left in the first half. Two drives Clemson drives later it was 17-0 as Parker hit Harper for a 24-yard touchdown pass with 1:54 left in the half.

Auburn managed to avoid the halftime shutout when Byrum kicked a 35-yard field goal to close out the first half.

Defensively, Josh Bynes led Auburn with 11 tackles, two for loss, and a pass breakup. Nick Fairley and Zac Etheridge added seven tackles each. Fairley also had three tackles for loss and a sack.

GAME 4	#12 SOUTH CAROLINA	27 35
	#17 AUBURN	
	September 25, 2010 • ESPN / ESPN 3D Jordan-Hare Stadium (87,237) • Auburn, Ala.	

The Auburn defense created four turnovers and Auburn quarterback Cam Newton accounted for all five touchdowns as No. 17 Auburn claimed a 35-27 victory over No. 12 South Carolina on Sept. 25 in Jordan-Hare Stadium. Newton rushed 25 times for 176 yards and three touchdowns as Auburn improved to 4-0, 2-0 SEC.

Josh Bynes forced one fumble and had a key interception of backup South Carolina quarterback Connor Shaw as Auburn picked Shaw twice, both in the final quarter, and forced South Carolina starting quarterback Stephen Garcia into a pair of costly fourth-quarter fumbles.

Newton had rushing touchdowns of 54 yards, three yards and four yards and also threw two fourth-quarter touchdowns. The first was to Philip Lutzenkirchen, a seven-yard pass that put Auburn ahead, 28-27. The second went to Emory Blake, a 12-yard pass that capped a nine-play, 53-yard drive, putting Auburn up by eight, 35-27, with 6:23 left.

Freshman tailback Michael Dyer gained 100 yards on 23 carries, with 67 of those yards coming in the second half, as Auburn rushed for 334 total yards to just 79 for South Carolina. The milestone marked Dyer's first 100-yard rushing game of his Auburn career.

Newton was 16-for-21 in the air for 158 yards, hitting six different receivers on the night. Terrell Zachery (49 yards) and Darvin Adams (45 yards) each had four catches while Blake (33 yards) and Lutzenkirchen (22 yards) had three apiece.

Newton's 54-yard touchdown run on Auburn's first possession gave the Tigers a quick 7-0 lead. Newton rushed twice on the drive, gaining 59 of the 80 yards covered on the drive, and also completed a pair of passes, one to Adams for 15 yards and one to Fannin for three.

South Carolina answered with three straight touchdowns as Garcia hit Alshon Jeffery for a pair of scores, a 30-yard touchdown with 5:32 remaining in the first quarter and a six-yard score with 6:16 left in the half. Those scores sandwiched a Marcus Lattimore one-yard touchdown run as South Carolina led 20-7. Jeffery finished with eight catches for 192 yards.

Newton's three-yard score with just 46 seconds left in the half drew Auburn to within six, 20-14, and then took the lead at 21-20 on its second drive of the second half, going 80 yards on 11 plays in 3:46.

SCORING SUMMARY			
South Carolina	14	6	7
Auburn	7	7	14
AU - Newton 54 yd run (Byrum kick), 8:50, 1st			
SC - Jeffery 30 yd pass from Garcia (Lanning kick), 5:32, 1st			
SC - Lattimore 1 yd run (Lanning kick), 1:04, 1st			
SC - Jeffery 6 yd pass from Garcia (Lanning kick failed), 6:16, 2nd			
AU - Newton 3 yd run (Byrum kick), 0:46, 2nd			
AU - Newton 4 yd run (Byrum kick), 6:14, 3rd			
SC - Gurley 3 yd pass from Garcia (Lanning kick), 4:45, 3rd			
AU - Lutzenkirchen 7 yd pass from Newton (Byrum kick), 13:35, 4th			
AU - Blake 12 yd pass from Newton (Byrum kick), 6:23, 4th			

TEAM STATISTICS		
First Downs	20	29
Rushes-Yards	28-79	57-334
Passing Yards	305	158
Comp-Att-Int	19-29-2	16-21-0
Total Plays-Yards	57-384	78-492
Punts-Avg.	3-48.0	2-34.0
Fumbles/Lost	2/2	3/2
Penalties-Yards	5-37	6-41
3rd Down Conv.	4-of-8	7-of-12
Time of Possession	28:52	31:08

INDIVIDUAL STATISTICS		
RUSHING: (SC) - Lattimore 14-33 (TD); Garcia 10-21; Maddox 2-13; Shaw 2-12. (AU) - Newton 25-176 (3TD); Dyer 23-100; McCalebb 7-55; Fannin 1-5; TEAM 1-minus 2.		
PASSING: (SC) - Garcia 15-21-0-235 (3TD); Shaw 4-8-2-70. (AU) - Newton 16-21-0-158 (2TD).		
RECEIVING: (SC) - Jeffery 8-192 (2TD); Gurley 4-36 (TD); Lattimore 3-28; Maddox 2-27; Sanders 1-11; DiMarco 1-11. (AU) - Zachery 4-49; Adams 4-45; Blake 3-33 (TD); Lutzenkirchen 3-22 (TD); Smith 1-6; Fannin 1-3		

South Carolina reclaimed the lead when Garcia, who finished the night 15-for-21 for 235 yards with three touchdowns, hit Tori Gurley with a three-yard touchdown pass to put South Carolina up 27-21.

Auburn's defense held Lattimore to just 33 yards rushing on 14 carries.

Zac Etheridge and Mike Blanc each had six total tackles while Bynes had six, including a half-sack and a forced fumble along with his interception, while Daren Bates had five along with a forced fumble.

In all, seven different Tigers accounted for at least one tackle for loss with Auburn also tallying three quarterback sacks.

The four turnovers forced were a season-high for AU.



Season in Review



GAME 5	ULM	3
	#10 AUBURN	52
	October 2, 2010 • ESPN Jordan-Hare Stadium (80,759) • Auburn, Ala.	

Cam Newton connected with Emory Blake on a school-record 94-yard pass on his first throw of the game Oct. 2, helping No. 10 Auburn to a 52-3 win over the University of Louisiana at Monroe. Newton completed 14 of 19 passes against the Warhawks for 245 yards and three touchdowns in the win.

The win marked Auburn's second 50-point game of the season and its second 500-yard game of the season. The Tigers' defensive line also had a big game, limiting ULM to just 38 yards rushing marking a season-low for Auburn opponents and the third sub 100-yard game for an opponent this season.

Auburn opened the game by scoring 14 points on four plays within the first five minutes of the game. Onterio McCalebb scored Auburn's first touchdown, breaking away on a 50-yard run down the right side of the field.

ULM was forced to punt on its opening possession and pinned the Tigers at their own 3-yard line. A short run by Kodi Burns set up the 94-yard pass from Newton to Blake, breaking the Auburn record for longest play from scrimmage. Wes Byrum's kick put the Tigers up 14-0 with 11:04 left to play in the opening period.

The Warhawks scored their lone points of the game on their next possession, using 14 plays to work 61 yards down the field for a 35-yard field goal by Radi Jabour. Auburn answered on its next possession, capping off a 17-point first quarter, as Byrum connected on a 19-yard attempt.

Freshman running back Michael Dyer extended the lead for the Tigers in the second quarter, capping off a 66-yard, nine-play drive with a 3-yard run for touchdown. Quindarius Carr then gave Auburn a comfortable 31-3 lead heading into halftime on the Tigers' next possession, catching a 16-yard pass from Newton for a touchdown with 1:41 left in the half.

Sophomore Philip Lutzenkirchen scored Auburn's lone third-quarter points, catching a cross-field pass in the flat from Newton for the 5-yard touchdown reception with 2:22 left in the quarter.

Sophomore quarterback Barrett Trotter took over for Newton on the next possession and guided Auburn to two more touchdowns. The first capped off a nine-play, 56-yard drive with Mario Fannin running in two yards for a touchdown to open the fourth quarter. Trotter would score one of his own, the first of his career, with 8:46 left in the game, giving Auburn a 52-3 lead.

SCORING SUMMARY			
ULM	3	0	0
Auburn	17	14	7

TEAM STATISTICS			
	ULM	AU	
First Downs	20	22	
Rushes-Yards	33-38	33-233	
Passing Yards	232	272	
Comp-Att-Int	29-41-1	17-24-1	
Total Plays-Yards	74-270	57-505	
Punts-Avg.	4-38.0	1-22.0	
Fumbles/Lost	4/3	0/0	
Penalties-Yards	7-55	2-15	
3rd Down Conv.	6-of-15	4-of-8	
Time of Possession	36:52	23:08	

INDIVIDUAL STATISTICS			
RUSHING: (ULM) - Donald 9-27; Sanders 2-10; Wells 1-9; Ambrose 2-7; Goodin 5-6; Rhodes 1-3; Munoz 1-minus 11; Browning 12-minus 13. (AU) - Fannin 10-89 (TD); McCalebb 4-56 (TD); Trotter 2-29 (TD); Dyer 7-22 (TD); Hooper 5-20; Zachery 1-17; Moseley 2-8; Burns 1-3; Newton 1-minus 11.			
PASSING: (ULM) - Browning 25-33-0-203; Wells 4-8-1-29. (AU) - Newton 14-19-1-245 (3TD); Trotter 3-5-0-27.			
RECEIVING: (ULM) - Ambrose 7-56; Maye 6-45; Edwards 4-26; Sanders 3-27; Leonard 2-34; McCall 2-15; Goodin 2-13; Russell 1-7; Steed 1-6; Lovett 1-3. (AU) - Zachery 4-50; Lutzenkirchen 4-41 (TD); Blake 2-101 (TD); Adams 2-25; Carr 1-16; Benton 1-15; Winter 1-15; Fannin 1-12; Kitchens 1-minus 3.			

Fannin led the Tigers in rushing with 89 yards, followed by McCalebb with 56, Trotter with 29 and Dyer with 22.

Blake caught two passes for 101 yards to lead the Tigers. Terrell Zachery and Lutzenkirchen caught four passes each for 50 and 41 yards, respectively. In all, Auburn quarterbacks threw to nine different receivers.

Defensively, Anthony Morgan led the team with six tackles, five of which were solo. Aairon Savage and T'Sharvan Bell accounted for five tackles each. As a team, the Tigers forced two fumbles, totaled 10 tackles for loss and tallied three quarterback sacks.

Senior Zac Etheridge also picked up an interception in the win.

GAME 6	#8 AUBURN	37
	KENTUCKY	34
	October 9, 2010 • ESPN2 Commonwealth Stadium (70,776) • Lexington, Ky.	

Wes Byrum kicked a 24-yard field goal as time expired to give unbeaten Auburn a 37-34 victory over Kentucky at Commonwealth Stadium on Oct. 9. The Tigers had a 19-play, 86-yard drive in the final 7:22 to set up the game-winner.

The drive tied for the second longest drive by plays in Auburn history. Cam Newton had 54 yards rushing and completed 2-of-3 passes for 20 yards on the final possession. He finished with 408 yards total offense for the game for Auburn.

Newton tied a school record with four touchdowns. He totaled 198 yards rushing on 28 carries and had 210 yards passing, completing 13-of-21 passes.

Kentucky's Randall Cobb returned the opening kickoff 36 yards just beyond midfield to set up a 7 play, 49 yard touchdown drive for a 7-0 Wildcat lead on a 2 yard run by Cobb 3:09 into the game.

Auburn tied the score on its first possession on a 16-yard Cam Newton touchdown run with 6:44 left in the first quarter. The Tigers drove 78 yards in nine plays.

Michael Dyer started the Tigers' second possession at the Auburn 20 with a 27-yard run. Newton capped off the 80 yard drive with an 8-yard touchdown run to put Auburn ahead 14-7 with 1:17 left in the opening quarter.

A 33-yard Newton to Kodi Burns pass completion to the Kentucky 9 set up Newton's third touchdown run of the game, this time a 5 yarder, to give Auburn a 21-7 lead with 10:01 remaining in the half.

Following a fumble forced by Daren Bates. Auburn took over on its own 48, leading to a 38 yard Byrum field goal that put Auburn up 24-7.

Kentucky ended the run of 24 consecutive points by Auburn with a 6-yard touchdown pass to tight end Jordan Aumiller with 4:52, making it 24-14.

A 34-yard Newton pass on an incredible reception by Darvin Adams on 3rd down and 17 from the Auburn 17 helped the Tigers move the chains late in the second quarter. Newton scored his fourth touchdown rushing of the half on a 3-yard run for a 31-14 lead with 1:06 left.

Kentucky's Craig McIntosh kicked a 29-yard field goal as the first half ended with Auburn leading 31-17.

SCORING SUMMARY			
Auburn	14	17	0
Kentucky	7	10	14

TEAM STATISTICS			
	AU	UK	
First Downs	27	24	
Rushes-Yards	52-311	30-110	
Passing Yards	210	226	
Comp-Att-Int	13-21-1	24-29-0	
Total Plays-Yards	73-521	59-336	
Punts-Avg.	2-34.0	3-44.3	
Fumbles/Lost	4/0	2/1	
Penalties-Yards	8-87	2-20	
3rd Down Conv.	5-of-9	3-of-8	
Time of Possession	31:46	28:14	

INDIVIDUAL STATISTICS			
RUSHING: (AU) - Newton 28-198 (4TD); Dyer 9-56; Fannin 8-50; McCalebb 5-9; Zachery 1-0; TEAM 1-minus 2. (UK) - Cobb 11-47 (2TD); Russell 9-32; Locke 5-31; Sanders 4-2; Hartline 1-minus 2.			
PASSING: (AU) - Newton 13-21-1-210. (UK) - Hartline 23-28-0-220 (TD); Cobb 1-1-0-6 (TD).			
RECEIVING: (AU) - Adams 5-101; Zachery 3-34; Fannin 2-7; Burns 1-33; McCalebb 1-23; Lutzenkirchen 1-12. (UK) - Cobb 7-68 (TD); King 5-49; Locke 5-47; Russell 2-19; Matthews 2-18; Aumiller 2-13 (TD); Roark 1-12.			

Kentucky scored the first points of the second half as it closed to within 31-24 on a 16-yard Mike Hartline pass to Cobb with 8:18 left in the third. Cobb then tied the game at 31 with 4:03 remaining in the third on a 1-yard run.

Byrum helped the Tigers regain the lead at 34-31 on a 19-yard field goal with 14:17 left in the game.

Kentucky then drove deep into Auburn territory and barely made a 4th and 1 conversion at the Tigers' 15, but the Auburn defense held the Wildcats on three straight plays. Kentucky tied it at 34 on a 35-yard field goal by McIntosh with 7:31 to go.

Auburn finished with 521 total yards offense while Kentucky had 336 yards. Michael Dyer rushed for 56 yards on nine carries and Mario Fannin gained 50 yards on eight carries.

Defensively, Zac Etheridge led Auburn with 11 tackles while Bates had eight.



Season in Review



GAME 7	#12 ARKANSAS	43
	#7 AUBURN	65
October 16, 2010 • CBS		
Jordan-Hare Stadium (87,451) • Auburn, Ala.		

Auburn scored 28 fourth-quarter points, capping off a record-breaking day in which the Tigers and Arkansas combined to set the SEC record for points in a non-overtime game as the Tigers defeated Arkansas, 65-43.

Cam Newton had his hand in four touchdowns on the day, rushing for three while passing for another. He ran for 188 yards and completed 10-of-14 passes for 140 yards.

Each team scored once in the first quarter - the lowest scoring quarter of the day. Arkansas struck first with a 7-yard pass from Ryan Mallett to Van Stumon. Newton responded on Auburn's next possession with a 5-yard run to even the score.

A West Byrum field goal just seconds into the second quarter gave Auburn its first lead. The Razorbacks responded on their next possession to jump back in the lead, but Auburn would score touchdowns on its next two for a double-digit lead. Senior Mario Fannin found the endzone first on a 4-yard run to give Auburn a 17-14 lead. Onterio McCalebb got a touchdown of his own on the next possession, breaking off the right end for a 13-yard run that put the Tigers up 24-14.

Arkansas backup quarterback Tyler Wilson threw the first of his four touchdown passes on the next possession, hitting Greg Childs for a 34-yard reception. The score cut the Auburn lead to 24-21 with 1:06 left in the first half.

In its final possession of the half, Auburn drove 71 yards down the field, setting up another Byrum field goal as time expired. The senior connected on his shot from 26 yards out to put the Tigers up 27-21 heading into the lockerroom.

Byrum opened the second half with the third of his three field goals, connecting from 28 yards out with 10:44 to go in the third quarter. Byrum would score 17 points on the day - nine from field goals and eight from extra points.

Arkansas would score twice in the third quarter as Wilson threw two more TD passes. Newton squeezed in his second rushing touchdown of the day in the third quarter, keeping the Tigers in the lead, 37-35, heading into the final period.

Wilson opened the fourth quarter by hitting Childs on a 23-yard pass to take a 43-37 Razorback lead. It would be the last as Auburn answered with 28 points in the quarter for the 65-43 win.

Newton threw a 15-yard touchdown pass to Emory Blake and ran for another of his own. Arkansas native Michael Dyer ran for a 38-yard touchdown and safety Zac Etheridge ran in a fumble recovery 47 yards for a TD.

Linebacker Josh Bynes also picked up two interceptions in the quarter, setting up the touchdowns by Newton and Dyer.

Fannin led the team with 36 yards receiving along with his 60 rushing yards. Dyer finished with 53 rushing yards, followed by McCalebb with 29.

Defensively for Auburn, Craig Stevens led the team with 12 tackles, followed by Neiko Thorpe with 10. Mike Blanc added two quarterback sacks.

GAME 8	#6 LSU	17
	#5 AUBURN	24
October 23, 2010 • CBS		
Jordan-Hare Stadium (87,451) • Auburn, Ala.		

Auburn quarterback Cam Newton rushed for 217 yards and two touchdowns as No. 5 Auburn piled up 440 rushing yards, the fifth-most in a single game in school history and its most ever against a SEC opponent, to claim a 24-17 victory over No. 6 LSU and remain perfect at 8-0 on the year.

Newton carried it 28 times on the afternoon and his backfield running mate Michael Dyer carried it 15 times for 100 yards as Auburn's offense went for more than 500 yards (526) for the fourth time this season.

Deadlocked at 17-17 with just over six minutes left in the fourth quarter, Auburn took possession at its own 10-yard line and raced down the field in just three rushes. Newton went up the middle for 16 and Dyer went around right end for four to put Auburn at its own 30. The handoff to Onterio McCalebb then went for 70 yards to give Auburn the touchdown and the lead with 5:05 left.

The Auburn defense then stepped up to seal the win, forcing a 4-and-out for LSU. Auburn dropped Stevan Ridley for a loss and gave up only two yards to quarterback Jarrett Lee on a fourth-and-6 play to take over possession. The Tigers then drove the ball all the way down to the 3-yard line, with Newton rushing for 25 yards along the way, and took a knee to let the clock expire for the victory.

Auburn struck first in the game, going up 7-0 on its second possession of the game when Newton rushed up the middle for his 13th rushing touchdown of the season and 26th rushing or passing, tying Pat Sullivan for most touchdowns responsible for by an Auburn player in a single season. The run capped a six-play, 54-yard drive for Auburn.

LSU answered with a nine-play, 41-yard drive which resulted in a 48-yard Josh Jasper field goal to make it 7-3 Auburn.

Wes Byrum's 42 yard field goal on Auburn's next possession put Auburn back up by a touchdown, 10-3, with 12:30 remaining in the half, and also made him Auburn's all-time leading scorer with 313 career points.

LSU tied the game at 10-10 with just 15 seconds remaining in the first half when Jordan Jefferson finished off a 14-play, 78-yard drive with a two-yard touchdown dash.

Auburn's first possession of the second half was another quick one as it covered 91 yards in three plays with Newton sprinting 49 yards for the touchdown to give him the school record for touchdowns accounted for and a 17-10 Auburn lead.

LSU tied it at 17-17 when Reuben Randle caught a 39-yard pass from halfback Spencer Ware on its first possession of the fourth quarter.

Newton finished the game 10-for-16 passing for 86 yards, hitting six different receivers.

Michael Dyer picked up his second 100-yard rushing game of the season, carrying the ball 15 times for 100 yards. Darvin Adams led the team in receiving with 33 yards on three catches

Josh Bynes led the Auburn defense with 11 total tackles while Nick Fairly had six total tackles, including 3.5 for loss that dropped LSU for minus-23 yards, and 2.5 sacks.

SCORING SUMMARY		
Arkansas	7	14 14 8 — 43
Auburn	7	20 10 28 — 65
ARK - Stumon 7 yd pass from Mallett (Hocker kick), 7:54, 1st AU - Newton 5 yd run (Byrum kick), 5:30, 1st AU - Byrum 43 yd field goal, 14:48, 2nd ARK - Green 1 yd run (Hocker kick), 9:43, 2nd AU - Fannin 4 yd run (Byrum kick), 6:28, 2nd AU - McCalebb 13 yd run (Byrum kick), 4:03, 2nd ARK - Childs 34 yd pass from Wilson (Hocker kick), 1:06, 2nd AU - Byrum 26 yd field goal, 0:00, 2nd AU - Byrum 28 yd field goal, 10:44, 3rd ARK - Wingo 37 yd pass from Wilson (Hocker kick), 5:40, 3rd AU - Newton 1 yd run (Byrum kick), 4:10, 3rd ARK - Adams 24 yd pass from Wilson (Hocker kick), 3:20, 3rd ARK - Childs 23 yd pass from Wilson (Childs from Wilson), 14:09, 4th AU - Blake 15 yd pass from Newton (Byrum kick), 11:44, 4th AU - Etheridge 47 yd fumble recovery (Byrum kick), 9:44, 4th AU - Newton 3 yd run (Byrum kick), 8:31, 4th AU - Dyer 38 yd run (Byrum kick), 6:36, 4th		
TEAM STATISTICS		
	ARK	AU
First Downs	30	25
Rushes-Yards	28-138	49-330
Passing Yards	428	140
Comp-Att-Int	35-49-2	10-15-0
Total Plays-Yards	77-566	64-470
Punts-Avg.	3-31.0	2-39.5
Fumbles/Lost	1/1	0/0
Penalties-Yards	6-70	8-68
3rd Down Conv.	4-of-11	2-of-7
Time of Possession	32:33	27:27
INDIVIDUAL STATISTICS		
RUSHING: (ARK) - Davis 14-91; Green 8-28 (TD); Wingo 2-17; Adams 1-12; Wilson 3-minus 10. (AU) - Newton 25-188 (3TD); Fannin 14-60 (TD); Dyer 6-53 (TD); McCalebb 4-29 (TD). PASSING: (ARK) - Wilson 25-34-2-332 (4TD); Mallett 10-15-0-96 (TD). (AU) - Newton 10-14-0-140 (TD); Burns 0-1-0-0. RECEIVING: (ARK) - Childs 9-164 (2TD); Adams 7-87 (TD); Wingo 4-53 (TD); Wright 4-51; Williams 4-20; Davis 3-22; Hamilton 2-18; Stumon 1-7 (TD); Ray 1-6 (AU) - Fannin 3-36; Adams 2-34; Burns 2-33; Blake 2-28 (TD); Zachery 1-9.		

SCORING SUMMARY		
LSU	3	7 0 7 — 17
Auburn	7	3 7 7 — 24
AU - Newton 1 yd run (Byrum kick), 5:32, 1st LS - Jasper 48 yd field goal, 1:47, 1st AU - Byrum 42 yd field goal, 12:30, 2nd LS - Jefferson 2 yd run (Jasper kick), 0:15, 2nd AU - Newton 49 yd run (Byrum kick), 11:10, 3rd LS - Randle 39 yd pass from Ware (Jasper kick), 12:16, 4th AU - McCalebb 70 yd run (Byrum kick), 5:05, 4th		
TEAM STATISTICS		
	LS	AU
First Downs	18	25
Rushes-Yards	37-115	52-440
Passing Yards	128	86
Comp-Att-Int	16-30-1	10-16-0
Total Plays-Yards	67-243	68-526
Punts-Avg.	6-50.3	3-37.3
Fumbles/Lost	2/0	1/1
Penalties-Yards	4-24	7-45
3rd Down Conv.	6-of-15	6-of-12
Time of Possession	27:47	32:13
INDIVIDUAL STATISTICS		
RUSHING: (LS) - Jefferson 16-74 (TD); Ridley 12-37; Shepard 1-9; Ware 1-2; Murphy 2-2; Ford 2-1; Lee 3-minus 10. (AU) - Newton 28-217 (2TD); Dyer 15-100; McCalebb 4-84 (TD); Fannin 3-29; Zachery 1-12; TEAM 1-minus 2. PASSING: (LS) - Lee 8-14-0-43; Jefferson 7-14-1-46; TEAM 0-1-0-0; Ware 1-1-0-39 (TD). (AU) - Newton 10-16-0-86. RECEIVING: (LS) - Randle 6-73 (TD); Shepard 5-20; Tolliver 3-25; Peterson 1-7; Murphy 1-3. (AU) - Adams 3-33; Zachery 3-27; McCalebb 1-17; Lutzenkirchen 1-6; Fannin 1-5; Burns 1-minus 2.		



Season in Review



GAME 9 #3 **AUBURN** 51
OLE MISS 31
 October 30, 2010 • ESPN2
 Vaught-Hemingway Stadium (61,474) • Oxford, Miss.

Freshman Michael Dyer rushed for a career-high 180 yards and a touchdown while Cam Newton accounted for 274 yards total offense and three touchdowns, throwing for two and catching another, to lead Auburn to a 51-31 victory over Ole Miss at Vaught-Hemingway Stadium on Oct. 30.

Dyer rushed for the third-highest freshman total in Auburn history while the Tigers rolled up 572 yards total offense.

Ole Miss' Jeff Scott went untouched on an 83-yard touchdown run up the right side to give the Rebels a 7-0 lead only 27 seconds into the game.

Auburn answered as wide receiver Kodi Burns threw a 20-yard pass to Newton in the back right corner of the end zone to tie the game at 7-7 with 12:04 left in the first quarter. The Tigers drove 71 yards in six plays in 2:27.

Onterio McCalebb gave Auburn its first lead of the game as he scampered 68 yards to cap a quick three-play, 77-yard drive for a 14-7 lead with 8:06 left in the opening period. Ole Miss came right back to tie it at 14-14 on a 20-yard Jeremiah Masoli pass to Markeith Summers with 5:14 left.

Wes Byrum then made his first of three field goals, hitting a 25-yard attempt that put the Tigers ahead for good at 17-14 only 53 seconds into the second quarter.

Ole Miss' Jason Jones recovered a fumble on a Newton-McCalebb exchange to set the Rebels up at the Auburn 18. Two plays later, Demond Washington intercepted Masoli at the Ole Miss 2-yard line, returning possession to the Tigers.

Auburn then drove 98 yards in 12 plays to take a 24-14 lead with 6:51 left in the half on Newton's 24-yard TD pass to Darvin Adams. It was AU's fourth drive of the season over 90 yards, and tied for the fourth-longest drive in school history.

The Rebels closed to within a touchdown at 24-17 on a Bryson Rose 32 yard field goal, but Washington returned the kickoff 95 yards to put the Tigers ahead at 31-17 with 2:26 to go.

Following a big fourth-down stop, Auburn's Byrum connected on a 35-yard field goal with six seconds remaining that allowed Auburn to double-up Ole Miss at the half, 34-17.

SCORING SUMMARY		
Auburn	20	14
Ole Miss	3	14

TEAM STATISTICS		
First Downs	AU 28	UM 17
Rushes-Yards	AU 46-343	UM 31-218
Passing Yards	AU 229	UM 189
Comp-Att-Int	AU 19-25-0	UM 20-33-1
Total Plays-Yards	AU 71-572	UM 64-407
Punts-Avg.	AU 1-36.0	UM 5-40.2
Fumbles/Lost	AU 1/1	UM 1/0
Penalties-Yards	AU 4-36	UM 1-5
3rd Down Conv.	AU 9-of-13	UM 6-of-14
Time of Possession	AU 33:14	UM 26:46

INDIVIDUAL STATISTICS		
RUSHING: (AU) - Dyer 21-180 (TD); McCalebb 9-99 (TD); Newton 11-45; Fannin 2-16; Zachery 1-14; Trotter 1-2; Caudle 1-minus 13. (UM) - J. Scott 9-134 (TD); Bolden 6-32 (2TD); Masoli 14-29; Summers 1-20; Thomas 1-3.		
PASSING: (AU) - Newton 18-24-0-209 (2TD); Burns 1-1-0-20 (TD). (UM) - Masoli 20-33-1-189 (TD).		
RECEIVING: (AU) - Blake 6-88; Adams 6-75 (TD); Zachery 4-26 (TD); Burns 2-20; Newton 1-20 (TD). (UM) - Harris 5-45; Summers 4-66 (TD); Logan 4-46; Grandy 3-17; Neat 2-6; Bolden 1-9; Herman 1-0.		

Auburn took a 37-17 lead on a 48-yard Byrum field goal in 3:31 after intermission. Auburn increased its lead to 44-17 as Michael Dyer scored on a 30-yard touchdown run with 7:47 remaining in the third.

Brandon Bolden brought UM to 44-24 on a 20-yard run with 12:28 left in the game.

Newton threw a 10-yard touchdown pass to Terrell Zachery as Auburn took a 51-24 lead with 4:36 remaining. Bolden scored his second touchdown of the game on a 5-yard run as Ole Miss closed out the scoring at 51-31.

Newton completed 18-of-24 passes for 209 yards and two touchdowns, rushed for 45 yards and caught a 20 yard touchdown pass. Adams caught six passes for 75 yards and a touchdown while McCalebb rushed for 99 yards and a TD on nine carries.

Neiko Thorpe led the Auburn defense with seven tackles. Washington and Mike McNeil added six each.

GAME 10 **CHATTANOOGA** 24
 #3 **AUBURN** 62
 November 6, 2010 • PPV
 Jordan-Hare Stadium (87,451) • Auburn, Ala.

Cam Newton and Terrell Zachery each established new career highs for passing yards and receiving yards, respectively, in Auburn's 48-point first half as Auburn cruised to a 62-24 win over Chattanooga on Nov. 6 at Jordan-Hare Stadium. Auburn racked up 484 yards of total offense in the first half alone before finishing the afternoon with 628, the sixth time this season Auburn has topped 500 yards of total offense and the second time it has gone over 600.

With the win Auburn improved to 10-0 for the first time since 2004 and just the fourth time in school history, also doing it in 1993 and 1957.

Auburn stormed to a 27-0 lead in the first quarter as Newton tossed two touchdown passes to Darvin Adams, the first for 30 yards and the second for 39. Newton also hit Emory Blake for a 20-yard score before running another one in from a yard out. Newton finished the first quarter with 193 yards on 9-of-14 passing and also had 36 yards on the ground.

Newton's 80-yard touchdown pass on Auburn's first possession of the second quarter not only put Auburn up 34-0 but also gave the junior quarterback a career-high for passing yards in a game with 276 and a career-best four touchdown passes. Zachery also set a new career best with 130 yards receiving with the catch, his fifth of the afternoon.

Newton went on to finish the game with 317 yards on 15-of-21 passing, which was Auburn's first 300-yard passing day since Brandon Cox threw for 342 against Georgia Tech in 2005.

Zachery finished the afternoon with a career-best seven catches for 148 yards and Darvin Adams joined him in topping the century mark, catching four balls for 106 yards and the two scores, giving Auburn two 100-yard receivers in the same game since Ronney Daniels [120] and Markeith Cooper [105] did it against LSU in 1999.

Mario Fannin led all rushers with 96 yards on eight carries, scoring two touch-

SCORING SUMMARY			
Chattanooga	0	14	7
Auburn	27	21	7

TEAM STATISTICS			
First Downs	22	26	AU
Rushes-Yards	30-101	31-303	UM
Passing Yards	233	325	
Comp-Att-Int	23-43-0	16-23-0	
Total Plays-Yards	73-334	54-628	
Punts-Avg.	6-34.0	2-28.0	
Fumbles/Lost	1/0	2/0	
Penalties-Yards	5-54	6-67	
3rd Down Conv.	7-of-16	5-of-8	
Time of Possession	37:02	22:58	

INDIVIDUAL STATISTICS			
RUSHING: (UTC) - Awuah 7-32; Williams 7-31 (TD); Wynn 6-31; Jackson 6-9; Burns 1-3; Green 1-2; Sutherland 1-minus 2; Coleman 1-minus 5. (AU) - Fannin 8-96 (2TD); Dyer 4-76 (TD); McCalebb 2-55 (TD); Caudle 1-35; Newton 8-24 (TD); Zachery 1-10; Morgan 2-7; Hooper 2-2; Burns 1-2; TEAM 2-minus 4.			
PASSING: (UTC) - Coleman 20-39-0-210 (TD); Nichols 3-4-0-23. (AU) - Newton 15-21-0-317 (4TD); Trotter 1-2-0-8.			
RECEIVING: (UTC) - Sutherland 10-97; Burns 4-48; Bradford 4-38; Anthony 2-21; Hughes 1-23 (TD); Pitchford 1-7; Jackson 1-minus 1. (AU) - Zachery 7-148 (TD); Adams 4-106 (2TD); Blake 3-45 (TD); Burns 2-26.			

downs. Both of Fannin's touchdowns came in the second half, running in a 13-yarder in the third quarter before breaking away on a 42-yard touchdown run in the fourth quarter.

Michael Dyer (four carries, 76 yards) and Onterio McCalebb (two carries, 55 yards) each contributed rushing touchdowns as well. Dyer scored his on a 37-yard run with eight seconds to go in the first half while McCalebb scored on a 49-yard run earlier in the period.

Auburn's 628 total yards of offense is the sixth-most in modern school history and the 11.6 yards per play set a new school record, surpassing Auburn's previous record of 10.3 yards per play against Kansas in 1988.

Defensively, Eltoro Freeman led the Tigers with eight tackles. Watson Downs, Ryan White and Demetrice McNeal followed with five tackles each. Craig Stephens led Auburn with 1.5 tackles for loss in the victory.



Season in Review



GAME 11	GEORGIA	31
	#2 AUBURN	49
	November 13, 2010 • CBS Jordan-Hare Stadium (87,451) • Auburn, Ala.	

Auburn used a 14-point third quarter to wrestle away momentum from Georgia en route to a 49-31 win to stay undefeated with just one regular season game remaining. Auburn trailed by 14 points in the first quarter but out-scored Georgia 42-10 over the last three quarters to move to clinch a berth in December's SEC Championship Game in Atlanta.

Auburn used a punishing ground attack, led by quarterback Cam Newton's 151 rushing yards and Onterio McCalebb's 71 yards and three rushing touchdowns, to rack up 315 yards on the ground on 57 carries, averaging 5.5 yards per carry. Auburn scored five of its seven touchdowns on the ground.

The other two Auburn scores came courtesy of two Newton-to-Philip Lutzenkirchen tosses. He hit the tight end for an 18-yard score in the closing minutes of the first half to tie it at 21-21 and then again on Auburn's first drive of the fourth quarter with a 13-yard pass to go up 42-31. Newton finished the night with 148 yards passing and in the process became the first player in SEC history and the eighth different player in NCAA history to pass for 2,000 yards and rush for 1,000 yards in a single season.

Auburn tailback Michael Dyer also etched his name in the school's record book as he gained 60 yards on 13 carries, establishing a freshman record for yards in a season with 859, snapping Bo Jackson's 28-year old record of 829 yards set in 1982.

Newton led Auburn down the field on its first drive of the game. He put together a five-play, 80-yard drive that ended with him running the ball in from 31 yards out for a touchdown, giving Auburn a 7-0 lead.

Georgia responded with three touchdowns in the opening quarter. Quarterback Aaron Murray found A.J. Green for two touchdowns while Shaun Chapas ran in the third.

Down 21-7, the Tigers responded with a pair of touchdowns in the second quarter to tie the game. McCalebb ran in from four yards out for the first of his three touchdowns while Lutzenkirchen caught the first of his two touchdown passes to tie the game.

Tied at 21-21 at the half, Auburn successfully converted and recovered an on-side kick that led to a nine-play, 59-yard scoring drive, capped by McCalebb's second touchdown of the day, this one a 2-yard scamper to go up 28-21.

After Georgia answered to tie it at 28-28 on Washaun Ealey's seven-yard touchdown run, Auburn went 81 yards in seven plays, capped by McCalebb's four-yard score to go up 35-28, a lead it would not relinquish the rest of the way.

Georgia would get a field goal, but Auburn answered with a Newton-to-Lutzenkirchen touchdown pass and a 1-yard Newton touchdown run to score 14 fourth-quarter points to solidify the win.

Craig Stevens led Auburn with nine tackles while Nosa Eguae had two sacks.

Emory Blake had three catches for 64 yards to lead all of Auburn's receivers.

GAME 12	#2 AUBURN	28
	#9 ALABAMA	27
	November 26, 2010 • CBS Bryant-Denny Stadium (101,821) • Tuscaloosa, Ala.	

After falling behind 24-0, Auburn rallied back to out-score Alabama 28-3 for the remainder of the game, pulling out the 28-27 Iron Bowl victory in Tuscaloosa, Ala. The 24-point deficit marks the largest deficit Auburn has ever overcome to win.

The win also clinched the outright SEC West title for the Tigers, marking the team's third outright title in team history.

Alabama pounced early in the game, scoring three first-quarter touchdowns. Mark Ingram scored on the Crimson Tide's first drive, taking it in on a 9-yard run. Alabama also scored on its next two drives, first on a 68-yard pass from Greg McElroy to Julio Jones and the second on a 12-yard pass from McElroy to Darius Hanks.

Jeremy Shelley hit a 20-yard field goal early in the second quarter to extend Alabama's lead to 24-0 with 8:01 left in the half.

Auburn responded on its next drive, moving 80 yards on eight plays to light up the scoreboard. Facing second-and-six, Cam Newton hit Emory Blake in the end zone for the Tigers' first touchdown of the day.

The Tigers received the opening kickoff of the second half and cut the Alabama lead to 10 on its first possession. After losing a yard on the first play of the half, Newton hit Terrell Zachery down the left sideline for a 70-yard touchdown pass. Wes Byrum's extra point cut the lead to 24-14 with 14:04 left in the quarter.

Auburn would score one more time in the quarter, cutting the Crimson Tide lead to three with 4:25 left in the period. The Tigers worked an eight-play, 75-yard drive down the field with Onterio McCalebb accounting for 46 of the yards. Newton connected with Mario Fannin on a 6-yard pass that took the Tigers down the 1, setting up Newton for the 1-yard rush in for the touchdown, cutting the deficit to 21-24.

After getting a first down at Auburn's 12-yard line, the Tiger defense was able to hold Alabama to just a field goal at the 1:05 mark in the third quarter, marking the Crimson Tide's final score of the game.

Auburn received the ensuing kickoff and worked 67 yards down the field in 11 plays to take the 28-27 lead. Facing a third-and-four situation at the 7-yard line, Newton rolled to the right and found Philip Lutzenkirchen charging for the left corner of the end zone for the game-tying touchdown.

Byrum's extra-point gave Auburn its first lead of the game.

Alabama would get the ball back two more times in the game, but was held to just 29 yards as the Tigers held on for the 28-27 win.

Newton was responsible for all four Auburn touchdowns, passing for three and rushing for one. Zachery led Auburn with 79 yards receiving, followed by Blake with 39 and Kodi Burns with 32.

McCalebb was Auburn's top rusher with 50 yards on eight attempts. Newton tallied 39 yards rushing while freshman Michael Dyer added 27.

Defensively, Neiko Thorpe led with 12 tackles and two pass breakups. Josh Bynes followed with 10 tackles and two pass breakups while Nick Fairley tallied two quarterback sacks among his four tackles.

SCORING SUMMARY		
Georgia21	0 10 0 — 31
Auburn7	14 14 14 — 49
AU - Newton 31 yd run (Byrum kick), 12:36, 1st		
GA - Green 31 yd pass from Murray (Walsh kick), 8:21, 1st		
GA - Chapas 9 yd pass from Murray (Walsh kick), 6:20, 1st		
GA - Green 40 yd pass from Murray (Walsh kick), 1:00, 1st		
AU - McCalebb 4 yd run (Byrum kick), 12:26, 2nd		
AU - Lutzenkirchen 18 yd pass from Newton (Byrum kick), 0:51, 2nd		
AU - McCalebb 2 yd run (Byrum kick), 10:48, 3rd		
GA - Ealey 7 yd run (Walsh kick), 7:54, 3rd		
AU - McCalebb 4 yd run (Byrum kick), 5:04, 3rd		
GA - Walsh 28 yd field goal, 0:00, 3rd		
AU - Lutzenkirchen 13 yd pass from Newton (Byrum kick), 8:05, 4th		
AU - Newton 1 yd run (Byrum kick), 2:45, 4th		
TEAM STATISTICS		
	GA	AU
First Downs	17	28
Rushes-Yards	24-81	57-315
Passing Yards	273	148
Comp-Att-Int	15-28-0	12-16-1
Total Plays-Yards	52-354	73-463
Punts-Avg.	2-39.0	2-42.5
Fumbles/Lost	1/0	0/0
Penalties-Yards	10-89	6-73
3rd Down Conv.	4-of-9	10-of-14
Time of Possession	25:45	34:15
INDIVIDUAL STATISTICS		
RUSHING: (UG) - King 9-53; Ealey 6-44 (TD); Smith 1-0; TEAM 1-minus 1; Murray 6-minus 4; Mason 1-minus 11 (AU) - Newton 30-151 (2TD); McCalebb 12-71 (3TD); Dyer 13-60; Zachery 1-31; Fannin 1-2.		
PASSING: (UG) - Murray 15-28-0-273 (3TD); Mason 0-0-0-0 (AU) - Newton 12-15-1-148 (2TD); Burns 0-1-0-0.		
RECEIVING: (UG) - Green 9-164 (2TD); Charles 3-56; Durham 1-28; Ealey 1-16; Chapas 1-9 (TD). (AU) - Blake 3-64; Adams 3-30; Lutzenkirchen 2-31 (2TD); Zachery 2-14; Fannin 2-9.		

SCORING SUMMARY		
Auburn0	7 14 7 — 28
Alabama21	3 3 0 — 27
UA - Ingram 9 yd run (Shelley kick), 11:34, 1st		
UA - Jones 68 yd pass from McElroy (Shelley kick), 8:39, 1st		
UA - Hanks 12 yd pass from McElroy (Shelley kick), 1:58, 1st		
UA - Shelley 20 yd field goal, 8:01, 2nd		
AU - Blake 36 yd pass from Newton (Byrum kick), 5:08, 2nd		
AU - Zachery 70 yd pass from Newton (Byrum kick), 14:04, 3rd		
AU - Newton 1 yd run (Byrum kick), 4:25, 3rd		
UA - Shelley 32 yd field goal, 1:05, 3rd		
AU - Lutzenkirchen 7 yd pass from Newton (Byrum kick), 11:55, 4th		
TEAM STATISTICS		
	AU	UA
First Downs	17	23
Rushes-Yards	41-108	30-69
Passing Yards	216	377
Comp-Att-Int	13-20-0	27-41-0
Total Plays-Yards	61-324	71-446
Punts-Avg.	7-38.7	4-33.8
Fumbles/Lost	2/1	2/2
Penalties-Yards	2-30	7-40
3rd Down Conv.	4-of-13	3-of-12
Time of Possession	26:59	33:01
INDIVIDUAL STATISTICS		
RUSHING: (AU) - McCalebb 8-50; Newton 22-39 (TD); Dyer 9-27; TEAM 1-minus 3; Zachery 1-minus 5. (UA) - Ingram 10-36 (TD); Richardson 10-24; Jones 1-12; Maze 1-7; McElroy 8-minus 10.		
PASSING: (AU) - Newton 13-20-0-216 (3TD). (UA) - McElroy 27-37-0-377 (2TD); McCarron 0-4-0-0.		
RECEIVING: (AU) - Blake 3-39 (TD); Zachery 2-79 (TD); Burns 2-32; Adams 2-29; McCalebb 2-24; Lutzenkirchen 1-7 (TD); Fannin 1-6. (UA) - Jones 10-199 (TD); Hanks 5-39 (TD); Ingram 4-91; Dial 3-26; Richardson 3-9; Maze 2-13.		



Season in Review



**GAME
13**

**#2 AUBURN
#18 SOUTH CAROLINA**

**56
17**

December 4, 2010 • SEC Championship Game • CBS
Georgia Dome (75,802) • Atlanta, Ga.

Auburn out-scored South Carolina 28-3 in the second half of the Southeastern Conference Championship Game, capping off a 56-17 victory over the Gamecocks, giving the Tigers their seventh SEC title and a trip to the Tostitos BCS National Championship Game.

Auburn's 56 points set a SEC Championship Game record, as well as its 39-point margin of victory. Quarterback Cam Newton, who was named the game's MVP, tied the SEC Championship Game record for touchdown responsibility with six (four passing, two rushing).

Along with his six touchdowns, Newton posted a 17-of-28 passing night for 335 yards and 73 rushing yards in his MVP performance. His two rushing touchdowns gave him 20 on the season, making him just the second quarterback in FBS history to total 20 rushing and 20 passing touchdowns in a season.

Newton's first touchdown came on the fourth play of the game as he found Onterio McCalebb in the flat for a 12-yard touchdown pass. A 62-yard pass to Darwin Adams two plays earlier set up the scoring play.

South Carolina answered on its first possession of the game, tying it at 7-7 on a 25-yard pass from Stephen Garcia to Patrick DiMarco. That would be the last time the game would be tied as the Tigers scored on their next two possessions to take a 21-7 lead at the end of the first quarter.

Auburn took the lead on its next possession, working the ball 74 yards down the field on 12 plays, ending with a 5-yard Newton run. The next touchdown came with 2:09 left in the period as Newton hit Adams on a 54-yard touchdown pass down the right sideline, capping off a four-play, 76-yard drive.

Neither team was able to get anything going in the second quarter until the final minute. Receiving the ball with 2:02 left in the half, the Gamecocks worked the two-minute drill and moved 80 yards down the field in 1:46, setting up a 1-yard touchdown pass from Garcia to Alshon Jeffery. Taking over with only 19 seconds left in the half, Auburn squashed whatever momentum South Carolina had as Newton heaved a hail Mary pass 51 yards down the field where it was caught by Adams after being tipped by a South Carolina player.

Opening the second half with a firm 28-14 lead, Auburn continued to roll, scoring 21 straight points. Newton scored first on a 1-yard run on Auburn's first

SCORING SUMMARY

Auburn21	7	14	14	—	56
South Carolina7	7	0	3	—	17

AU - McCalebb 12 yd pass from Newton (Byrum kick), 13:20, 1st
 SC - DiMarco 25 yd pass from Garcia (Lanning kick), 9:53, 1st
 AU - Newton 5 yd run (Byrum kick), 5:31, 1st
 AU - Adams 54 yd pass from Newton (Byrum kick), 2:09, 1st
 SC - Jeffery 1 yd pass from Garcia (Lanning kick), 0:16, 2nd
 AU - Adams 51 yd pass from Newton (Byrum kick), 0:00, 2nd
 AU - Newton 1 yd run (Byrum kick), 7:56, 3rd
 AU - Bell 10 yd interception return (Byrum kick), 7:23, 3rd
 AU - Blake 7 yd pass from Newton (Byrum kick), 11:14, 4th
 SC - Lanning 33 yd field goal, 7:48, 4th
 AU - Fannin 6 yd run (Byrum kick), 2:22, 4th

TEAM STATISTICS

	AU	SC
First Downs	28	20
Rushes-Yards	42-238	30-156
Passing Yards	351	193
Comp-Att-Int	18-29-0	20-33-2
Total Plays-Yards	71-589	63-349
Punts-Avg.	1-36.0	3-50.0
Fumbles/Lost	1/1	0/0
Penalties-Yards	4-44	4-41
3rd Down Conv.	9-of-12	5-of-12
Time of Possession	31:01	28:59

INDIVIDUAL STATISTICS

RUSHING: (AU) - Newton 14-73 (2TD); Dyer 14-64; Trotter 2-37; McCalebb 3-30; Fannin 6-28 (TD); Burns 2-3; Zachery 1-3. (SC) - Lattimore 16-84; Shaw 6-49; Garcia 7-18; Maddox 1-5.
PASSING: (AU) - Newton 17-28-0-335 (4TD); Trotter 1-1-0-16. (SC) - Garcia 16-28-2-170 (2TD); Shaw 4-5-0-23.
RECEIVING: (AU) - Adams 7-217 (2TD); Blake 5-63 (TD); Smith 2-23; Lutzenkirchen 1-18; Winter 1-16; McCalebb 1-12 (TD); Zachery 1-2. (SC) - Jeffery 4-36 (TD); Lattimore 3-36; Gurley 3-32; Moore 3-30; Sanders 3-9; DiMarco 2-38 (TD); Triglia 1-9; Miles 1-3.

possession. The Tigers scored again just 33 seconds later as T'Sharvan Bell intercepted a Garcia pass, returning it 10 yards for a touchdown and a 42-14 lead.


Auburn opened the fourth quarter with another score as Newton hit Emory Blake on a 7-yard touchdown pass.

USC got its lone second-half score with 7:48 left in the game on a 33-yard Spencer Lanning field goal.

With the backups in, the Tigers capped the 56-17 win with 2:22 left in the game as senior Mario Fannin ran in from six yards out for a TD.

Michael Dyer finished behind Newton in rushing with 64 yards. Adams led the Tigers in receiving with a championship game record 217 yards on seven catches.

Bell led the Auburn defense with nine tackles and his interception return. Zac Etheridge added seven tackles.





2010 Statistics



RECORD	OVERALL	HOME	AWAY	NEUTRAL
ALL GAMES	13-0	8-0	4-0	1-0
CONFERENCE	8-0	4-0	4-0	0-0
NON-CONFERENCE	5-0	4-0	0-0	1-0

DATE	OPPONENT	W/L	SCORE	ATTEND
09/04/2010	ARKANSAS STATE	W	52-25	83,441
09/09/2010	at Mississippi State*	W	17-14	54,806
09/18/2010	CLEMSON	W (OT)	27-24	87,451
09/25/2010	#12 SOUTH CAROLINA*	W	35-27	87,237
10/02/2010	ULM	W	52-3	80,759
10/09/2010	at Kentucky*	W	37-34	70,776
10/16/2010	#12 ARKANSAS*	W	65-43	87,451
10/23/2010	#6 LSU*	W	24-17	87,451
10/30/2010	at Ole Miss*	W	51-31	61,474
11/06/2010	CHATTANOOGA	W	62-24	87,451
11/13/2010	GEORGIA*	W	49-31	87,451
11/26/2010	at #9 Alabama*	W	28-27	101,821
12/04/2010	vs. #18 South Carolina	W	56-17	75,802

TEAM STATISTICS	AU	OPP
SCORING	555	318
Points Per Game	42.7	24.5
FIRST DOWNS	316	276
Rushing	188	99
Passing	113	151
Penalty	15	26
RUSHING YARDAGE	3733	1452
Yards gained rushing	4022	1788
Yards lost rushing	289	336
Rushing Attempts	602	416
Average Per Rush	6.2	3.5
Average Per Game	287.2	111.7
TDs Rushing	41	16
PASSING YARDAGE	2737	3256
Comp-Att-Int	174-261-6	297-474-10
Average Per Pass	10.5	6.9
Average Per Catch	15.7	11.0
Average Per Game	210.5	250.5
TDs Passing	29	23
TOTAL OFFENSE	6470	4708
Total Plays	863	890
Average Per Play	7.5	5.3
Average Per Game	497.7	362.2
KICK RETURNS: #-Yards	58-1390	86-1707
PUNT RETURNS: #-Yards	22-136	8-44
INT RETURNS: #-Yards	10-94	6-23
KICK RETURN AVERAGE	24.0	19.8
PUNT RETURN AVERAGE	6.2	5.5
INT RETURN AVERAGE	9.4	3.8
FUMBLES-LOST	18-9	20-10
PENALTIES-Yards	74-698	63-528
Average Per Game	53.7	40.6
PUNTS-Yards	37-1388	61-2481
Average Per Punt	37.5	40.7
Net punt average	34.7	37.1
TIME OF POSSESSION/Game	29:01	30:59
3RD-DOWN Conversions	77/145	63/168
3rd-Down Pct	53%	38%
4TH-DOWN Conversions	5/7	11/23
4th-Down Pct	71%	48%
SACKS BY-Yards	33-202	21-139
MISC YARDS	0	-20
TOUCHDOWNS SCORED	73	40
FIELD GOALS-ATTEMPTS	15-20	13-17
ON-SIDE KICKS	1-1	2-2
RED-ZONE SCORES	54-62 87%	34-39 87%
RED-ZONE TOUCHDOWNS	43-62 69%	24-39 62%
PAT-ATTEMPTS	72-73 99%	37-39 95%
ATTENDANCE	688692	288877
Games/Avg Per Game	8/86086	4/72219
Neutral Site Games		1/75802

SCORE BY QUARTERS	1st	2nd	3rd	4th	OT	Total
Auburn	142	164	121	125	3	555
Opponents	117	84	69	48	0	301

RUSHING	GP	Att	Gain	Loss	Net	Avg	TD	Long	Avg/G
Cam Newton	13	242	1580	171	1409	5.8	20	71	108.4
Michael Dyer	13	160	962	12	950	5.9	5	38	73.1
Onterio McCalebb	13	89	801	38	763	8.6	9	70	58.7
Mario Fannin	12	61	413	18	395	6.5	5	42	32.9
Terrell Zachery	13	11	89	18	71	6.5	0	31	5.5
Barrett Trotter	6	5	68	0	68	13.6	1	34	11.3
Davis Hooper	3	12	39	2	37	3.1	0	6	12.3
Neil Caudle	13	2	35	13	22	11.0	0	35	1.7
Kodi Burns	13	6	12	2	10	1.7	1	4	0.8
Clint Moseley	1	2	8	0	8	4.0	0	5	8.0
Trovon Reed	1	2	8	0	8	4.0	0	6	8.0
Anthony Morgan	7	2	7	0	7	3.5	0	5	1.0
Eric Smith	13	1	0	0	0	0.0	0	0	0.0
TEAM	6	7	0	15	-15	-2.1	0	0	-2.5
Total	13	602	4022	289	3733	6.2	41	71	287.2
Opponents	13	416	1788	336	1452	3.5	16	83	111.7

PASSING	G	Effic	Cmp-Att-Int	Pct	Yds	TD	Lng	Avg/G
Cam Newton	13	188.16	165-246-6	67.1	2589	28	94	199.2
Barrett Trotter	6	126.40	6-9-0	66.7	64	0	16	10.7
Kodi Burns	13	176.56	2-5-0	40.0	42	1	22	3.2
Neil Caudle	13	452.80	1-1-0	100.0	42	0	42	3.2
Total	13	186.82	174-261-6	66.7	2737	29	94	210.5
Opponents	13	132.15	297-474-10	62.7	3256	23	69	250.5

RECEIVING	G	No.	Yds	Avg	TD	Long	Avg/G
Darvin Adams	13	48	909	18.9	7	62	69.9
Terrell Zachery	13	37	557	15.1	4	80	42.8
Emory Blake	13	29	500	17.2	7	94	38.5
Mario Fannin	12	16	157	9.8	2	38	13.1
Philip Lutzenkirchen	12	13	137	10.5	5	26	11.4
Kodi Burns	13	10	142	14.2	0	33	10.9
Onterio McCalebb	13	5	76	15.2	1	23	5.8
Eric Smith	13	5	49	9.8	0	14	3.8
Quindarius Carr	13	3	103	34.3	2	48	7.9
Derek Winter	13	3	44	14.7	0	16	3.4
Cam Newton	13	2	42	21.0	1	22	3.2
DeAngelo Benton	8	1	15	15.0	0	15	1.9
Michael Dyer	13	1	9	9.0	0	9	0.7
Shaun Kitchens	7	1	-3	-3.0	0	0	-0.4
Total	13	174	2737	15.7	29	94	210.5
Opponents	13	297	3256	11.0	23	69	250.5

PUNT RETURNS	No.	Yds	Avg	TD	Long
Quindarius Carr	19	108	5.7	0	18
Darvin Adams	2	21	10.5	0	11
Antonio Goodwin	1	7	7.0	0	0
Total	22	136	6.2	0	18
Opponents	8	44	5.5	0	19

INTERCEPTIONS	No.	Yds	Avg	TD	Long
Josh Bynes	3	33	11.0	0	33
Zac Etheridge	2	52	26.0	0	33
Demond Washington	2	0	0.0	0	0
T'Sharvan Bell	1	10	10.0	1	10
Daren Bates	1	0	0.0	0	0
Nick Fairley	1	-1	-1.0	0	0
Total	10	94	9.4	1	33
Opponents	6	23	3.8	0	25



2010 Statistics



KICK RETURNS	No.	Yds	Avg	TD	Long
Demond Washington	.41	1025	25.0	1	95
Onterio McCalebb	.8	227	28.4	0	99
Eric Smith	.3	20	6.7	0	11
Philip Lutzenkirchen	.2	14	7.0	0	8
Craig Sanders	.2	32	16.0	0	17
Ralph Spry	.1	20	20.0	0	20
Anthony Morgan	.1	52	52.0	0	52
Total	.58	1390	24.0	1	99
Opponents	.86	1707	19.8	1	98

FUMBLE RETURNS	No.	Yds	Avg	TD	Long
Zac Etheridge	.1	47	47.0	1	47
Total	.1	47	47.0	1	47
Opponents	.1	7	7.0	0	7

SCORING	TD	FGs	PATs					Saf	Points
			Kick	Rush	Rcv	Pass	DXP		
Cam Newton	.21	0-0	0-0	0-0	0	0-0	0	0	126
Wes Byrum	.0	15-20	70-71	0-0	0	0-0	0	0	115
Onterio McCalebb	.10	0-0	0-0	0-0	0	0-0	0	0	60
Emory Blake	.7	0-0	0-0	0-0	0	0-0	0	0	42
Mario Fannin	.7	0-0	0-0	0-0	0	0-0	0	0	42
Darvin Adams	.7	0-0	0-0	0-0	0	0-0	0	0	42
Philip Lutzenkirchen	.5	0-0	0-0	0-0	0	0-0	0	0	30
Michael Dyer	.5	0-0	0-0	0-0	0	0-0	0	0	30
Terrell Zachery	.4	0-0	0-0	0-0	0	0-0	0	0	24
Quindarius Carr	.2	0-0	0-0	0-0	0	0-0	0	0	12
Demond Washington	.1	0-0	0-0	0-0	0	0-0	0	0	6
Barrett Trotter	.1	0-0	0-0	0-0	0	0-0	0	0	6
Kodi Burns	.1	0-0	0-0	0-0	0	0-0	0	0	6
T'Sharvan Bell	.1	0-0	0-0	0-0	0	0-0	0	0	6
Zac Etheridge	.1	0-0	0-0	0-0	0	0-0	0	0	6
Cody Parkey	.0	0-0	2-2	0-0	0	0-0	0	0	2
Total	.73	15-20	72-73	0-0	0	0-0	0	0	555
Opponents	.40	13-17	37-39	0-0	1	1-1	0	0	318

TOTAL OFFENSE	G	Plays	Rush	Pass	Total	Avg/G
Cam Newton	.13	488	1409	2589	3998	307.5
Michael Dyer	.13	160	950	0	950	73.1
Onterio McCalebb	.13	89	763	0	763	58.7
Mario Fannin	.12	61	395	0	395	32.9
Barrett Trotter	.6	14	68	64	132	22.0
Terrell Zachery	.13	11	71	0	71	5.5
Neil Caudle	.13	3	22	42	64	4.9
Kodi Burns	.13	11	10	42	52	4.0
Davis Hooper	.3	12	37	0	37	12.3
Clint Moseley	.1	2	8	0	8	8.0
Trovan Reed	.1	2	8	0	8	8.0
Anthony Morgan	.7	2	7	0	7	1.0
TEAM	.6	7	-15	0	-15	-2.5
Total	.13	863	3733	2737	6470	497.7
Opponents	.13	890	1452	3256	4708	362.2

FIELD GOALS	FGM-FGA	Pct	01-19	20-29	30-39	40-49	50-99	Lg	Blk
Wes Byrum	.15-20	75.0	2-2	5-6	5-8	3-3	0-1	48	1

FG SEQUENCE	Auburn	OPPONENTS
Arkansas St.	(24)	(26),(41)
Mississippi State	(34),37	-
Clemson	(35),(39)	(42),32
South Carolina	52,23	-
ULM	(19)	(35)
Kentucky	(38),(19),(24)	(29),(35)
Arkansas	(43),(26),(28)	-
LSU	(42),39	(48)
Ole Miss	(25),(35),(48)	(32)
Chattanooga	-	42,(37)
Georgia	-	(28)
Alabama	-	(20),(32)
South Carolina	36	51,42,(33)

Numbers in (parentheses) indicate field goal was made.

PUNTING	No.	Yds	Avg	Long	TB	FC	I20	Blkd
Ryan Shoemaker	.27	1052	39.0	51	3	12	7	0
Steven Clark	.9	314	34.9	42	0	5	2	0
Cam Newton	.1	22	22.0	22	0	0	0	0
Total	.37	1388	37.5	51	3	17	9	0
Opponents	.61	2481	40.7	56	4	16	19	1

KICKOFFS	No.	Yds	Avg	TB	OB	Retn	Net	YdLn
Wes Byrum	.60	3950	65.8	5	1			
Cody Parkey	.35	2211	63.2	2	0			
Total	.95	6161	64.9	7	1	1707	45.4	24
Opponents	.63	3957	62.8	5	0	1390	39.2	30

ALL PURPOSE	G	Rush	Rec	PR	KOR	IR	Tot	Avg/G
Cam Newton	.13	1409	42	0	0	0	1451	111.6
Onterio McCalebb	.13	763	76	0	227	0	1066	82.0
Demond Washington	.13	0	0	0	1025	0	1025	78.8
Michael Dyer	.13	950	9	0	0	0	959	73.8
Darvin Adams	.13	0	909	21	0	0	930	71.5
Terrell Zachery	.13	71	557	0	0	0	628	48.3
Mario Fannin	.12	395	157	0	0	0	552	46.0
Emory Blake	.13	0	500	0	0	0	500	38.5
Quindarius Carr	.13	0	103	108	0	0	211	16.2
Kodi Burns	.13	10	142	0	0	0	152	11.7
Philip Lutzenkirchen	.12	0	137	0	14	0	151	12.6
Eric Smith	.13	0	49	0	20	0	69	5.3
Barrett Trotter	.6	68	0	0	0	0	68	11.3
Anthony Morgan	.7	7	0	0	52	0	59	8.4
Zac Etheridge	.13	0	0	0	0	52	52	4.0
Derek Winter	.13	0	44	0	0	0	44	3.4
Davis Hooper	.3	37	0	0	0	0	37	12.3
Josh Bynes	.13	0	0	0	0	33	33	2.5
Craig Sanders	.12	0	0	0	32	0	32	2.7
Neil Caudle	.13	22	0	0	0	0	22	1.7
Ralph Spry	.1	0	0	0	20	0	20	20.0
DeAngelo Benton	.8	0	15	0	0	0	15	1.9
T'Sharvan Bell	.10	0	0	0	0	10	10	1.0
Trovan Reed	.1	8	0	0	0	0	8	8.0
Clint Moseley	.1	8	0	0	0	0	8	8.0
Antonio Goodwin	.12	0	0	7	0	0	7	0.6
Nick Fairley	.13	0	0	0	0	-1	-1	-0.1
Shaun Kitchens	.7	0	-3	0	0	0	-3	-0.4
TEAM	.6	-15	0	0	0	0	-15	-2.5
Total	.13	3733	2737	136	1390	94	8090	622.3
Opponents	.13	1452	3256	44	1707	23	6482	498.6



2010 Statistics



Defensive Statistics

DEFENSIVE LEADERS	GP	Tackles			TFL/Yds	Sacks No-Yards	Pass Def			QBH	Fumbles		Blkd Kick	Saf
		Solo	Ast	Total			Int-Yds	BrUp	Rcv-Yds		FF			
17 Josh Byrnes	13	34	37	71	5.5-16	1.0-7	3-33	4	8			1		
4 Zac Etheridge	13	39	27	66	1.5-3		2-52	2		1-47				
15 Neiko Thorpe	13	44	18	62	0.5-1			9						
46 Craig Stevens	11	25	32	57	3.5-8	0.5-1		1	3	1-0	1			
90 Nick Fairley	13	31	24	55	21.0-92	10.5-67	1-1		21	2-0	1			
14 Demond Washington	13	40	8	48	5.5-16	1.0-10	2-0	3	1	1-0				
25 Daren Bates	11	30	17	47	1.0-1		1-0		7		2			
26 Mike McNeil	13	27	15	42				2	2					
2 Aairon Savage	7	27	10	37	1.0-1			1						
21 Eltoro Freeman	11	21	15	36	4.0-10	1.0-3			1					
22 T'Sharvan Bell	10	24	9	33	2.5-6	1.0-4	1-10	4		1-0				
45 Antoine Carter	12	17	14	31	10.0-50	4.5-35		1	17		2			
35 Jonathan Evans	12	16	11	27	1.0-1									
98 Zach Clayton	13	15	10	25	7.0-23			1	8					
12 Demetruce McNeal	12	16	7	23				1			1			
93 Mike Blanc	13	12	11	23	3.5-14	2.5-14		1	5	1-0		1		
49 Michael Goggans	13	8	12	20	4.0-5	1.5-1			2		1			
11 Chris Davis	13	14	5	19				3						
94 Nosa Eguae	13	10	8	18	6.5-26	3.5-22			5					
55 Corey Lemonier	13	9	5	14	4.0-20	2.0-13			6		1			
5 Jake Holland	8	7	5	12	2.0-4	1.0-3		1	1	1-0				
95 Dee Ford	12	7	4	11	2.0-16	2.0-16			4					
80 Emory Blake	13	7	3	10										
16 Ikeem Means	13	6	3	9										
33 Jessel Curry	6	3	6	9					2					
13 Craig Sanders	12	7	1	8	1.0-6	1.0-6								
8 Anthony Morgan	7	6	2	8							1			
54 Jeffrey Whitaker	13	4	3	7					2					
51 Watson Downs	2	5	1	6										
20 Drew Cole	9	6		6										
92 Kenneth Carter	7	5	1	6	1.0-5				3	1-0				
32 Eric Smith	13	3	2	5										
4 Shaun Kitchens	7	4	1	5										
19 Ryan White	6	4	1	5				1						
40 Chris Humphries	8	2	2	4						1-0				
24 Ryan Smith	13	3		3										
97 Derrick Lykes	2	2	1	3										
58 Harris Gaston	9	3		3					1					
89 Darvin Adams	13	2		2										
74 Jamar Travis	13	2		2										
48 Woody Parramore	1	1		1										
28 Wade Christopher	5	1		1										
75 Brandon Mosley	13	1		1										
18 Kodi Burns	13	1		1										
36 Cody Parkey	7	1		1										
18 Wes Byrum	13		1	1										
81 Terrell Zachery	13	1		1										
2 Cam Newton	13	1		1										
6 Antonio Goodwin	12												1	
Total	13	554	332	886	88-324	33-202	10-94	35	99	10-47	11	2		
Opponents	13	566	302	868	67.0-269	21-139	6-23	25	50	9-7	11	1		

Special Teams Tackles

SPECIAL TEAMS	Tackles			SPECIAL TEAMS	Tackles		
	Solo	Ast	Total		Solo	Ast	Total
12 Demetruce McNeal	13	2	15	14 Demond Washington	2	0	2
35 Jonathon Evans	7	4	11	58 Harris Gaston	2	0	2
80 Emory Blake	6	3	9	89 Darvin Adams	2	0	2
13 Craig Sanders	6	1	7	22 T'Sharvan Bell	1	1	2
26 Mike McNeil	5	2	7	40 Chris Humphries	1	1	2
15 Neiko Thorpe	5	1	6	33 Jessel Curry	1	0	1
16 Ikeem Means	3	3	6	36 Cody Parkey	1	0	1
11 Chris Davis	5	0	5	51 Watson Downs	1	0	1
4 Shaun Kitchens	4	1	5	8 Anthony Morgan	0	1	1
32 Eric Smith	3	2	5	18 Wes Byrum	0	1	1
20 Drew Cole	4	0	4	46 Craig Stevens	0	1	1
24 Ryan Smith	3	0	3				



Scoring Summaries



Plays	Yards	TOP	Qtr	Scoring Play
ARKANSAS STATE				
6	58	1:51	1	K. Burns 3-yard run
1	36	0:06	1	M. Fannin 36-yard pass from C. Newton
4	65	1:26	2	C. Newton 2-yard run
3	65	0:47	2	Q. Carr 48-yard pass from C. Newton
2	69	0:45	2	C. Newton 71-yard run
4	69	1:01	3	M. Fannin 38-yard pass from C. Newton
8	55	2:45	3	W. Byrum 24-yard field goal
9	71	4:07	4	M. Dyer 2-yard run
MISSISSIPPI STATE				
8	68	3:38	1	E. Blake 39-yard pass from C. Newton
8	50	3:44	2	D. Adams 12-yard pass from C. Newton
7	28	2:56	2	W. Byrum 34-yard field goal
CLEMSON				
6	53	1:14	2	W. Byrum 34-yard field goal
6	61	2:45	3	O. McCalebb 12-yard run
8	72	2:44	3	D. Adams 8-yard pass from C. Newton
2	83	0:38	3	T. Zachery 78-yard pass from C. Newton
4	4	--	OT	W. Byrum 39-yard field goal
SOUTH CAROLINA				
5	80	2:08	1	C. Newton 54-yard run
12	76	5:30	2	C. Newton 3-yard run
11	80	3:46	3	C. Newton 4-yard run
4	26	1:10	4	P. Lutzenkirchen 7-yard pass from C. Newton
9	53	3:53	4	E. Blake 12-yard pass from C. Newton
ULM				
2	65	0:32	1	O. McCalebb 50-yard run
2	97	0:42	1	E. Blake 94-yard pass from C. Newton
8	48	2:22	1	W. Byrum 19-yard field goal
9	66	3:19	2	M. Dyer 3-yard run
4	49	1:41	2	Q. Carr 16-yard pass from C. Newton
6	21	2:22	3	P. Lutzenkirchen 5-yard pass from C. Newton
9	56	4:40	4	M. Fannin 2-yard run
5	41	2:18	4	B. Trotter 18-yard run
KENTUCKY				
9	78	4:58	1	C. Newton 16-yard run
8	80	3:17	1	C. Newton 8-yard run
6	80	2:40	2	C. Newton 5-yard run
6	31	1:22	2	W. Byrum 38-yard field goal
9	80	3:46	2	C. Newton 3-yard run
10	73	4:39	4	W. Byrum 19-yard field goal
19	86	7:22	4	W. Byrum 24-yard field goal
ARKANSAS				
6	53	2:24	1	C. Newton 5-yard run
9	66	3:32	2	W. Byrum 43-yard field goal
7	71	3:15	2	M. Fannin 4-yard run
3	25	0:32	2	O. McCalebb 13-yard run
6	71	1:06	2	W. Byrum 26-yard field goal
12	69	4:16	3	W. Byrum 28-yard field goal
3	1	1:30	3	C. Newton 1-yard run
7	68	2:25	4	E. Blake 15-yard pass from C. Newton

Plays	Yards	TOP	Qtr	Scoring Play
--	--	--	4	Z. Etheridge 47-yard fumble return
2	7	0:53	4	C. Newton 3-yard run
2	47	0:54	4	M. Dyer 38-yard run
LSU				
6	54	2:01	1	C. Newton 1-yard run
10	42	4:17	2	W. Byrum 42-yard field goal
3	91	1:38	3	C. Newton 49-yard run
3	90	1:05	4	O. McCalebb 70-yard run
OLE MISS				
6	71	2:22	1	C. Newton 20-yard pass from K. Burns
3	77	0:55	1	O. McCalebb 68-yard run
15	80	6:07	2	W. Byrum 25-yard field goal
12	98	4:37	2	D. Adams 24-yard pass from C. Newton
--	--	--	2	D. Washington 95-yard kickoff return
7	23	1:11	2	W. Byrum 35-yard field goal
7	41	3:20	3	W. Byrum 48-yard field goal
4	67	2:02	3	M. Dyer 30-yard run
10	81	6:18	4	T. Zachery 10-yard pass from C. Newton
CHATTANOOGA				
2	62	0:30	1	D. Adams 30-yard pass from C. Newton
6	74	1:38	1	E. Blake 20-yard pass from C. Newton
11	63	3:34	1	C. Newton 1-yard run
3	50	0:35	1	D. Adams 39-yard pass from C. Newton
2	83	0:46	2	T. Zachery 80-yard pass from C. Newton
1	49	0:17	2	O. McCalebb 49-yard run
5	68	1:11	2	M. Dyer 37-yard run
4	50	1:40	3	M. Fannin 13-yard run
1	42	0:29	4	M. Fannin 42-yard run
GEORGIA				
5	80	2:24	1	C. Newton 31-yard run
8	62	3:34	2	O. McCalebb 4-yard run
9	73	3:00	2	P. Lutzenkirchen 18-yard pass from C. Newton
9	59	4:12	3	O. McCalebb 2-yard run
7	81	2:50	3	O. McCalebb 4-yard run
13	79	6:55	4	P. Lutzenkirchen 13-yard pass from C. Newton
7	27	2:57	4	C. Newton 1-yard run
ALABAMA				
8	80	2:53	2	E. Blake 36-yard pass from C. Newton
2	69	0:56	3	T. Zachery 70-yard pass from C. Newton
8	75	3:14	3	C. Newton 1-yard run
11	67	4:10	4	P. Lutzenkirchen 7-yard pass from C. Newton
SOUTH CAROLINA				
4	77	1:40	1	O. McCalebb 12-yard pass from C. Newton
12	74	4:22	1	C. Newton 5-yard run
4	76	0:51	1	D. Adams 54-yard pass from C. Newton
2	59	0:16	2	D. Adams 51-yard pass from C. Newton
7	75	2:09	3	C. Newton 1-yard run
--	--	--	3	T. Bell 10-yard interception return
13	91	7:11	4	E. Blake 7-yard pass from C. Newton
9	81	5:26	4	M. Fannin 6-yard run

Average Scoring Drive: Plays: 6.5 Yards: 62.3 Time: 2:37

Miscellaneous Statistics

Average Time of Possession (by Quarter)

	1	2	3	4	Total
AUBURN	6:14	7:16	7:30	7:59	29:01
Opponent	8:45	7:43	7:29	7:00	30:58

Third Down Conversions (by Quarter)

	1	2	3	4/OT	Total
AUBURN	18 of 31	21 of 42	17 of 35	21 of 37	77 of 145
Pct.	58.1	50.0	48.6	56.8	53.1
Opponents	19 of 40	25 of 50	10 of 40	9 of 38	63 of 168
Pct.	47.5	50.0	25.0	23.7	37.5

Third Down Conversions (by Yardage)

	1-3	4-6	7-10	11+	Total
AUBURN	34 of 50	21 of 30	16 of 35	6 of 30	77 of 145
Pct.	68.0	70.0	45.7	20.0	53.1
Opponents	27 of 38	16 of 42	15 of 59	5 of 29	63 of 168
Pct.	71.1	38.1	25.4	17.2	37.5

Turnovers

Takeaways — 20, Giveaways — 15
 Difference — +5
 Points Off TOs — AU 97, Opp. 44
 Points Off TOs/Game — AU 7.5, Opp. 3.4

Kickoffs

Kickoffs — 95
 Byrum — 60 KO, 5 TB, 1 OB
 Parkey — 35 KO, 2 TB, 0 OB
 Touchbacks — 7
 Out of Bounds — 1
 Opp. Returns — 86 for 1707 yards (19.8)
 On-side kicks — 1-for-1

Red Zone

AU Scores/Times in Red Zone: 55/63 (.873)
 AU TDs/Times in Red Zone: 44/63 (.698)
 Scores (55): 44 TD, 11 FG
 Non-Scores (8): 4 Half, 3 FGA, INT
 Opp. Scores/Times in Red Zone: 35/40 (.875)
 Opp. TDs/Times in Red Zone: 25/40 (.625)
 Scores (35): 25 TD, 10 FG
 Non-Scores (5): 2 INT, 2 FGA, 1 Fumble



Game-By-Game Stats



Game	Score	First Downs		Rushing No-Yds-TD	Passing			Total Off. Pl-Yds	Punts No-Avg	Fum. F/L	Penalties No-Yds	3rd Dns	Time of Poss
		Tot	Ru-Pa-Pe		C-A-I	Yds	TD						
Arkansas State	26	22	4-17-1	35-43-2	33-49-0	323	1	84-366	8-38.6	1/0	5-28	5-18	34:23
at Auburn	52	23	16-7-0	49-367-4	11-16-0	241	3	65-608	4-39.2	2/2	7-60	5-10	25:37
at Mississippi State	14	16	7-8-1	33-117-2	16-35-1	129	0	68-246	7-41.6	2/1	2-25	5-15	28:12
Auburn	17	21	14-7-0	46-190-0	12-21-1	158	2	67-348	4-39.2	2/1	4-35	6-14	31:48
Clemson	24	27	11-13-3	47-187-1	20-34-0	220	2	81-407	7-41.3	1/0	5-50	5-15	34:20
at Auburn	27	17	9-7-1	47-221-1	7-14-2	203	2	61-424	6-40.2	0/0	10-97	5-13	25:40
South Carolina	27	20	5-14-1	28-79-1	19-29-2	305	3	57-384	3-48.0	2/2	5-37	4-8	28:52
at Auburn	35	29	20-8-1	57-334-3	16-21-0	158	2	78-492	2-34.0	3/2	6-41	7-12	31:08
Louisiana-Monroe	3	20	5-14-1	33-38-0	29-41-1	232	0	74-270	4-38.0	4/3	7-55	6-15	36:52
at Auburn	52	22	11-11-0	33-233-4	17-24-1	272	3	57-505	1-22.0	0/0	2-15	4-8	23:08
at Kentucky	34	24	8-12-4	30-110-2	24-29-0	226	2	59-336	3-44.3	2/1	2-20	3-8	28:14
Auburn	37	27	16-9-2	52-311-4	13-21-1	210	0	73-521	2-34.0	4/0	8-87	5-9	31:46
Arkansas	43	30	9-19-2	28-138-1	35-49-2	428	5	77-566	3-31.0	1/1	6-70	4-11	32:33
at Auburn	65	25	15-7-3	49-330-6	10-15-0	140	1	64-470	2-39.5	0/0	8-68	2-7	27:27
LSU	17	18	13-3-2	37-115-1	16-30-1	128	1	67-243	6-50.3	2/0	4-24	6-15	27:47
at Auburn	24	25	18-6-1	52-440-3	10-16-0	86	0	68-526	3-37.3	1/1	7-45	6-12	32:13
at Ole Miss	31	17	7-8-2	31-218-3	20-33-1	189	1	64-407	5-40.2	1/0	1-5	6-14	26:46
Auburn	51	28	17-11-0	46-343-2	19-25-0	229	3	71-572	1-36.0	1/1	4-36	9-13	33:14
Chattanooga	24	22	8-11-3	30-101-1	23-43-0	233	1	73-334	6-34.0	1/0	5-54	7-16	37:02
at Auburn	62	26	14-11-1	31-303-5	16-23-0	325	4	54-628	2-28.0	2/0	6-67	5-8	22:58
Georgia	31	17	5-10-2	24-81-1	15-28-0	273	3	52-354	2-39.0	1/0	10-89	4-9	25:45
at Auburn	49	28	17-7-4	57-315-5	12-16-1	148	2	73-463	2-42.5	0/0	6-73	10-14	34:15
at Alabama	27	23	8-14-1	30-69-1	27-41-0	377	2	71-446	4-33.8	2/2	7-40	3-12	33:01
Auburn	28	17	7-10-0	41-108-1	13-20-0	216	3	61-324	7-38.7	2/1	2-30	4-13	26:59
vs. South Carolina	17	20	9-9-2	30-156-0	20-33-2	193	2	63-349	3-50.0	0/0	4-31	5-12	28:59
Auburn	56	28	14-12-2	42-238-3	18-29-0	351	4	71-589	1-36.0	1/1	4-44	9-12	31:01

2010 Starting Lineups

Offense

	WR	WR	LT	LG	C	RG	RT	WR	HB	QB	TB
ARKANSAS STATE	Zachery	Burns	Ziemba	Berry	Pugh	Isom	Greene	Adams	Smith	Newton	McCalebb
at Mississippi State	Zachery	Burns	Ziemba	Berry	Pugh	Isom	Greene	Adams	Blake (WR)	Newton	Fannin
CLEMSON	Zachery	Burns	Ziemba	Berry	Pugh	Isom	Greene	Adams	Blake (WR)	Newton	Dyer
SOUTH CAROLINA	Zachery	Burns	Ziemba	Berry	Pugh	Isom	Mosley	Adams	Lutzenkirchen	Newton	Dyer
LOUISIANA-MONROE	Zachery	Burns	Ziemba	Berry	Pugh	Isom	Mosley	Adams	Blake (WR)	Newton	Dyer
at Kentucky	Fannin (RB)	Burns	Ziemba	Berry	Pugh	Isom	Mosley	Adams	Lutzenkirchen	Newton	McCalebb
ARKANSAS	Zachery	Burns	Ziemba	Berry	Pugh	Isom	Mosley	Adams	Blake (WR)	Newton	Fannin
LSU	Fannin (RB)	Burns	Ziemba	Berry	Pugh	Isom	Mosley	Adams	Lutzenkirchen	Newton	Dyer
at Ole Miss	Zachery	Burns	Ziemba	Berry	Pugh	Isom	Mosley	Adams	Blake (WR)	Newton	McCalebb
CHATTANOOGA	Zachery	Burns	Ziemba	Berry	Pugh	Isom	Mosley	Adams	Blake (WR)	Newton	Dyer
GEORGIA	Zachery	Burns	Ziemba	Berry	Pugh	Isom	Mosley	Adams	Smith	Newton	Dyer
at Alabama	Carr	Burns	Ziemba	Berry	Pugh	Isom	Mosley	Smith (RB)	Lutzenkirchen	Newton	Dyer
vs. South Carolina	Zachery	Burns	Ziemba	Berry	Pugh	Isom	Mosley	Adams	Smith	Newton	Dyer

Defense

	LE	DT	DT	RE	LB	LB	LB	CB	S	S	CB
LOUISIANA TECH	Carter	Fairley	Clayton	Goggans	Freeman	Bynes	Bates	Washington	Etheridge	Savage	Thorpe
at Mississippi State	Carter	Fairley	Clayton	Goggans	Freeman	Bynes	Bates	Washington	Etheridge	Savage	Thorpe
CLEMSON	Carter	Fairley	Clayton	Goggans	Stevens	Bynes	Bates	Washington	Etheridge	Savage	Thorpe
SOUTH CAROLINA	Carter	Fairley	Clayton	Eguae	Stevens	Bynes	Bates	Washington	Etheridge	Savage	Thorpe
LOUISIANA-MONROE	Eguae	Fairley	Clayton	Ford	Stevens	Bynes	Bates	Washington	Etheridge	Savage	Bell
at Kentucky	Carter	Fairley	Clayton	Eguae	Stevens	Bynes	Bates	Washington	Etheridge	Savage	Thorpe
ARKANSAS	Carter	Fairley	Clayton	Eguae	Stevens	Bynes	Bates	Washington	Etheridge	Savage	Thorpe
LSU	Carter	Fairley	Clayton	Eguae	Stevens	Bynes	Bates	Washington	Etheridge	McNeil	Thorpe
at Ole Miss	Carter	Fairley	Clayton	Eguae	Stevens	Bynes	Evans	Washington	Etheridge	McNeil	Thorpe
CHATTANOOGA	Lemonier	Fairley	Clayton	Eguae	Stevens	Bynes	Freeman	Washington	Etheridge	McNeil	Thorpe
GEORGIA	Carter	Fairley	Clayton	Eguae	Stevens	Bynes	Bates	Washington	Etheridge	McNeil	Thorpe
at Alabama	Carter	Fairley	Clayton	Eguae	Stevens	Bynes	Freeman	Washington	Etheridge	McNeil	Thorpe
vs. South Carolina	Carter	Fairley	Clayton	Eguae	Stevens	Bynes	Freeman	Bell	Etheridge	McNeil	Thorpe



Game-By-Game Stats



Rushing

<u>No.-Yds. TD</u>	<u>#5 Dyer</u>	<u>#27 Fannin</u>	<u>#23 McCalebb</u>	<u>#2 Newton</u>	<u>#81 Zachery</u>
ARKANSAS STATE	14-95, 1	3-14, 0	9-76, 0	15-171, 2	1-(-6), 0
at Mississippi State	9-48, 0	5-6, 0	12-68, 0	18-70, 0	0-0, 0
CLEMSON	16-69, 0	DNP	10-81, 1	17-68, 0	2-(-5), 0
SOUTH CAROLINA	23-100, 0	1-5, 0	7-55, 0	25-176, 3	0-0, 0
LOUISIANA-MONROE	7-22, 1	10-89, 1	4-56, 1	1-(-11), 0	1-17, 0
at Kentucky	9-56, 0	8-50, 0	5-9, 0	28-198, 4	1-0, 0
ARKANSAS	6-53, 1	14-60, 1	4-29, 1	25-188, 3	0-0, 0
LSU	15-100, 0	3-29, 0	4-84, 1	28-217, 2	1-12, 0
at Ole Miss	21-180, 1	2-16, 0	9-99, 1	11-45, 0	1-14, 0
CHATTANOOGA	4-76, 1	8-96, 2	2-55, 1	8-24, 1	1-10, 0
GEORGIA	13-60, 0	1-2, 0	12-71, 3	30-151, 2	1-31, 0
at Alabama	9-27, 0	0-0, 0	8-50, 0	22-39, 1	1-(-5), 0
vs. South Carolina	14-64, 0	6-28, 1	3-30, 0	14-73, 2	1-3, 0

Receiving

<u>No.-Yds. TD</u>	<u>#89 Adams</u>	<u>#80 Blake</u>	<u>#18 Burns</u>	<u>#27 Fannin</u>	<u>#81 Zachery</u>
ARKANSAS STATE	2-58, 0	0-0, 0	0-0, 0	4-65, 2	1-9, 0
at Mississippi State	3-38, 1	2-39, 1	0-0, 0	1-14, 0	4-32, 0
CLEMSON	5-118, 1	0-0, 0	0-0, 0	DNP	1-78, 1
SOUTH CAROLINA	4-45, 0	3-33, 1	0-0, 0	1-3, 0	4-49, 0
LOUISIANA-MONROE	2-25, 0	2-101, 1	0-0, 0	1-12, 0	4-50, 0
at Kentucky	5-101, 0	0-0, 0	1-33, 0	2-7, 0	3-34, 0
ARKANSAS	2-34, 0	2-28, 1	2-33, 0	3-36, 0	1-9, 0
LSU	3-33, 0	0-0, 0	1-(-2), 0	1-5, 0	3-27, 0
at Ole Miss	6-75, 1	6-88, 0	2-20, 0	0-0, 0	4-26, 1
CHATTANOOGA	4-106, 2	3-45, 1	2-26, 0	0-0, 0	7-148, 1
GEORGIA	3-30, 0	3-64, 0	0-0, 0	2-9, 0	2-14, 0
at Alabama	2-29, 0	3-39, 1	2-32, 0	1-6, 0	2-79, 1
vs. South Carolina	7-217, 2	5-63, 1	0-0, 0	0-0, 0	1-2, 0

<u>No.-Yds. TD</u>	<u>#9 Carr</u>	<u>#43 Lutzenkirchen</u>	<u>#32 Smith</u>
ARKANSAS STATE	2-87, 1	0-0, 0	0-0, 0
at Mississippi State	0-0, 0	0-0, 0	1-13, 0
CLEMSON	0-0, 0	0-0, 0	1-7, 0
SOUTH CAROLINA	0-0, 0	3-22, 1	1-6, 0
LOUISIANA-MONROE	1-16, 1	4-41, 1	0-0, 0
at Kentucky	0-0, 0	1-12, 0	0-0, 0
ARKANSAS	0-0, 0	0-0, 0	0-0, 0
LSU	0-0, 0	1-6, 0	0-0, 0
at Ole Miss	0-0, 0	0-0, 0	0-0, 0
CHATTANOOGA	0-0, 0	DNP	0-0, 0
GEORGIA	0-0, 0	2-31, 2	0-0, 0
at Alabama	0-0, 0	1-7, 1	0-0, 0
vs. South Carolina	0-0, 0	1-18, 0	2-23, 0

Passing

<u>C-A-Yds-Int. TD</u>	<u>#2 Newton</u>	<u>#14 Trotter</u>
ARKANSAS STATE	9-14-186-0, 3	1-1-13-0, 0
at Mississippi State	11-19-136-1, 2	DNP
CLEMSON	7-14-203-2, 2	DNP
SOUTH CAROLINA	16-21-158-0, 2	DNP
LOUISIANA-MONROE	14-19-245-1, 3	3-5-27-0, 0
at Kentucky	13-21-210-1, 0	DNP
ARKANSAS	10-14-140-0, 1	DNP
LSU	10-16-86-0, 0	DNP
at Ole Miss	18-24-209-0, 2	0-0-0-0, 0
CHATTANOOGA	15-21-317-0, 4	1-2-8-0, 0
GEORGIA	12-15-148-1, 2	DNP
at Alabama	13-20-216-0, 3	DNP
vs. South Carolina	17-28-335-0, 4	1-1-16-0, 0

Field Goals

<u>Made, (Missed)</u>	<u>#18 Byrum</u>
ARKANSAS STATE	24
at Mississippi State	34, (37)
CLEMSON	35, 39
SOUTH CAROLINA	(52), (23)
LOUISIANA-MONROE	19
at Kentucky	38, 19, 24
ARKANSAS	43, 26, 28
LSU	42, (39)
at Ole Miss	25, 35, 48
CHATTANOOGA	--
GEORGIA	--
at Alabama	--
vs. South Carolina	(36)

Punting

<u>No.-Avg. In 20</u>	<u>#17 Shoemaker</u>	<u>#30 Clark</u>
LOUISIANA TECH	4-39.2, 1	DNP
at Mississippi State	4-39.2, 2	DNP
CLEMSON	6-40.2, 1	DNP
SOUTH CAROLINA	2-34.0, 1	DNP
LOUISIANA-MONROE	DNP	DNP
at Kentucky	DNP	2-34.0, 0
ARKANSAS	DNP	2-39.5, 0
LSU	DNP	3-37.3, 1
at Ole Miss	DNP	1-36.0, 1
CHATTANOOGA	1-37.0, 0	1-19.0, 0
GEORGIA	2-42.5, 0	DNP
at Alabama	7-38.7, 2	DNP
vs. South Carolina	1-36.0, 0	DNP



Game-By-Game Stats



Defensive Linemen

<u>Solo+Ast=Total</u>	<u>#93 Blanc</u>	<u>#45 Carter</u>	<u>#98 Clayton</u>	<u>#90 Fairley</u>	<u>#49 Goggans</u>	<u>#94 Eguae</u>
ARKANSAS STATE	1+2=3	3+1=4	0+1=1	1+3=4	0+1=1	1+1=2
at Mississippi State	0+1=1	0+5=5	1+0=1	3+2=5	0+5=5	0+0=0
CLEMSON	4+0=4	3+2=5	2+2=4	4+3=7	2+2=4	1+0=1
SOUTH CAROLINA	3+4=7	0+0=0	2+0=2	1+1=2	0+1=1	3+2=5
LOUISIANA-MONROE	0+0=0	0+0=0	1+0=1	3+1=4	1+0=0	0+1=1
at Kentucky	1+1=2	1+3=4	2+1=3	3+0=3	0+1=1	0+1=1
ARKANSAS	2+1=3	0+0=0	1+1=2	5+3=8	0+0=0	1+0=1
LSU	1+1=2	1+1=2	1+1=2	4+2=6	0+0=0	0+1=1
at Ole Miss	0+0=0	2+0=2	2+1=3	1+3=4	2+1=3	0+0=0
CHATTANOOGA	0+0=0	0+0=0	1+0=1	0+0=0	2+0=2	0+0=0
GEORGIA	0+0=0	4+0=4	1+1=2	2+2=4	0+1=1	2+0=2
at Alabama	0+0=0	3+1=4	0+2=2	3+1=4	1+0=1	0+0=0
vs. South Carolina	0+1=1	0+1=1	1+0=1	1+3=4	0+0=0	2+2=4

Linebackers

<u>Solo+Ast=Total</u>	<u>#25 Bates</u>	<u>#17 Bynes</u>	<u>#33 Curry</u>	<u>#35 Evans</u>	<u>#21 Freeman</u>	<u>#46 Stevens</u>
ARKANSAS STATE	7+3=10	3+3=6	1+3=4	2+2=4	3+3=6	DNP
at Mississippi State	3+0=3	3+3=6	DNP	0+1=1	6+3=9	DNP
CLEMSON	3+2=5	7+4=11	1+0=1	0+0=0	0+0=0	1+1=2
SOUTH CAROLINA	3+2=5	0+6=6	0+0=0	DNP	0+0=0	1+4=5
LOUISIANA-MONROE	0+1=1	1+1=2	0+1=1	2+2=4	3+0=3	1+2=3
at Kentucky	6+2=8	1+2=3	0+0=0	2+1=3	DNP	0+4=4
ARKANSAS	2+1=3	3+5=8	DNP	3+1=4	DNP	4+8=12
LSU	2+3=5	8+3=11	0+0=0	2+1=3	0+0=0	3+4=7
at Ole Miss	DNP	2+0=2	1+2=3	3+2=5	0+0=0	1+3=4
CHATTANOOGA	DNP	0+0=0	DNP	0+0=0	3+5=8	1+1=2
GEORGIA	1+0=1	1+2=3	DNP	2+0=2	0+0=0	6+3=9
at Alabama	0+0=0	3+7=10	DNP	0+0=0	6+3=9	4+2=6
vs. South Carolina	3+3=6	2+1=3	DNP	0+1=1	0+1=1	3+0=3

Defensive Backs

<u>Solo+Ast=Total</u>	<u>#22 Bell</u>	<u>#4 Etheridge</u>	<u>#26 McNeil</u>	<u>#2 Savage</u>	<u>#15 Thorpe</u>	<u>#14 Washington</u>
ARKANSAS STATE	0+2=2	3+1=4	2+0=2	6+1=7	3+1=4	5+1=6
at Mississippi State	0+0=0	5+1=6	0+2=2	5+1=6	2+1=3	3+1=4
CLEMSON	2+1=3	4+3=7	1+2=3	4+2=6	4+2=6	5+1=6
SOUTH CAROLINA	0+2=2	3+4=7	0+1=1	2+3=5	2+1=3	1+2=3
LOUISIANA-MONROE	4+1=5	3+0=3	3+0=3	5+0=5	2+0=2	2+0=2
at Kentucky	6+0=6	8+3=11	2+1=3	3+1=4	1+3=4	1+1=2
ARKANSAS	0+0=0	1+2=3	5+0=5	2+2=4	10+0=10	4+2=6
LSU	DNP	2+2=4	3+2=5	DNP	4+2=6	4+0=4
at Ole Miss	DNP	1+1=2	3+3=6	DNP	5+2=7	6+0=6
CHATTANOOGA	DNP	1+2=3	0+0=0	DNP	2+0=2	1+0=1
GEORGIA	3+0=3	2+1=3	2+1=3	DNP	0+0=0	2+0=2
at Alabama	3+0=3	3+3=6	4+1=5	DNP	6+6=12	5+0=5
vs. South Carolina	6+3=9	3+4=7	2+3=5	DNP	3+1=4	1+0=1

Others

<u>Solo+Ast=Total</u>	<u>#92 Carter</u>	<u>#11 Davis</u>	<u>#55 Lemonier</u>	<u>#16 Means</u>	<u>#13 Sanders</u>	<u>#54 Whitaker</u>
ARKANSAS STATE	2+1=3	2+0=2	0+1=1	0+0=0	3+0=3	0+1=1
at Mississippi State	0+0=0	1+0=1	1+0=1	2+0=2	1+0=1	0+0=0
CLEMSON	DNP	1+0=1	0+1=1	0+0=0	0+0=0	1+0=1
SOUTH CAROLINA	DNP	0+0=0	1+1=2	0+0=0	1+0=1	0+0=0
LOUISIANA-MONROE	2+0=2	2+1=3	3+0=3	0+0=0	0+0=0	1+0=1
at Kentucky	DNP	0+3=3	0+0=0	0+1=1	DNP	0+0=0
ARKANSAS	DNP	0+0=0	0+0=0	0+1=1	0+1=1	0+0=0
LSU	DNP	3+0=3	0+0=0	0+0=0	0+0=0	0+0=0
at Ole Miss	0+0=0	2+0=2	2+0=2	1+1=2	0+0=0	0+0=0
CHATTANOOGA	1+0=1	2+1=3	0+0=0	1+0=1	0+0=0	1+2=3
GEORGIA	DNP	0+0=0	0+1=1	0+0=0	1+0=1	0+0=0
at Alabama	0+0=0	0+0=0	0+1=1	0+0=0	0+0=0	0+0=0
vs. South Carolina	0+0=0	1+0=1	2+0=2	2+0=2	1+0=1	1+0=1



2010 Player Participation



Player	Pos.	2010 Games Played	2010 Starts	Career Games Played	Career Starts	Consec. Career Starts
Darvin Adams	WR	13	12	36	21	1
Daren Bates	LB	11	9	24	22	-
T'Sharvan Bell	DB	10	2	23	2	1
DeAngelo Benton	WR	8	-	20	-	-
Mike Berry	OL	13	13	44	34	31
Emory Blake	WR	13	6	24	7	-
Mike Blanc	DL	13	-	50	17	-
Jorell Bostrom	OL	12	-	24	-	-
Blake Burgess	OL	13	-	13	-	-
Kodi Burns	QB	13	13	45	27	14
Josh Bynes	LB	13	13	43	34	34
Wes Byrum	K	13	-	50	-	-
Joey Caldwell	LB	1	-	1	-	-
Quindarius Carr	WR	13	1	38	3	-
Antoine Carter	DE	12	10	45	18	3
Kenneth Carter	DL	7	-	7	-	-
Neil Caudle	QB	13	-	21	-	-
Wade Christopher	LB	4	-	12	-	-
Steven Clark	P	5	-	5	-	-
Zach Clayton	DT	13	13	40	14	13
Drew Cole	DB	11	-	26	-	-
Jared Cooper	OL	13	-	32	-	-
Jessel Curry	LB	6	-	6	-	-
Chris Davis	DB	13	-	13	-	-
Watson Downs	LB	1	-	4	-	-
Michael Dyer	RB	13	8	13	8	4
Bart Eddins	OL	11	-	38	1	-
Nosa Eguae	DE	13	10	13	10	10
Zac Etheridge	SS	13	13	49	46	13
Jonathan Evans	LB	12	1	25	2	-
Nick Fairley	DL	13	13	26	15	14
Mario Fannin	RB	12	4	53	16	-
Dee Ford	DE	12	1	25	1	-
Eltoro Freeman	LB	11	5	20	12	2
Harris Gaston	LB	9	-	13	-	-
Michael Goggans	DE	13	3	51	21	-
Antonio Goodwin	WR	13	-	13	-	-
A.J. Greene	OL	3	3	6	3	-
Josh Harris	DS	13	-	26	-	-
Jake Holland	LB	8	-	8	-	-
Davis Hooper	RB	4	-	7	-	-
Chris Humphries	DL	9	-	20	-	-
Byron Isom	OL	13	13	36	31	21
Shaun Kitchens	WR	8	-	8	-	-
Corey Lemonier	DE	13	1	13	1	-
Philip Lutzenkirchen	TE	12	3	25	4	-
Derrick Lykes	DL	3	-	16	-	-
Onterio McCalebb	RB	13	3	24	5	-
Demetrius McNeal	DB	12	-	12	-	-
Mike McNeil	DB	13	6	38	18	6
Ikeem Means	DB	13	-	25	-	-
Anthony Morgan	DB	8	-	19	-	-
Clint Moseley	QB	1	-	1	-	-
Brandon Mosley	OL	13	10	13	10	10
Cam Newton	QB	13	13	13	13	13
Cody Parkey	K	7	-	7	-	-
Andrew Parmer	OL	3	-	6	-	-
Woody Parramore	DB	2	-	3	-	-
Philip Pierre-Louis	WR	4	-	11	-	-
Ryan Pugh	OL	13	13	46	45	41
Trovon Reed	WR	1	-	1	-	-

Player	Pos.	2010 Games Played	2010 Starts	Career Games Played	Career Starts	Consec. Career Starts
Ashton Richardson	LB	5	-	18	-	-
Craig Sanders	DE	12	-	12	-	-
Aairon Savage	S	7	7	26	22	-
Ryan Shoemaker	P	8	-	21	-	-
Eric Smith	RB	13	4	36	11	3
Ryan Smith	DB	13	-	13	-	-
Ralph Spry	WR	1	-	1	-	-
Travante Stallworth	WR	3	-	13	-	-
Craig Stevens	LB	11	11	49	44	11
John Sullen	OL	12	-	25	1	-
Neiko Thorpe	DB	13	12	37	26	8
Jamar Travis	DL	13	-	23	-	-
Barrett Trotter	QB	5	-	5	-	-
Demond Washington	DB	13	12	26	16	-
Jeffrey Whitaker	DL	13	-	13	-	-
Ryan White	DB	6	-	6	-	-
Derek Winter	WR	13	-	34	-	-
Jay Wisner	WR	4	-	17	2	-
Terrell Zachery	WR	13	10	39	17	1
Lee Ziemba	OT	13	13	51	51	51

Top Ten Career Games Played (Active)

1. Mario Fannin	53
2. Michael Goggans	51
Lee Ziemba	51
4. Mike Blanc	50
Wes Byrum	50
6. Zac Etheridge	49
Craig Stevens	49
8. Ryan Pugh	46
9. Antoine Carter	45
Kodi Burns	45

Top Ten Career Games Started (Active)

1. Lee Ziemba	51
2. Zac Etheridge	46
3. Ryan Pugh	45
4. Craig Stevens	44
5. Mike Berry	34
Josh Bynes	34
7. Byron Isom	31
8. Kodi Burns	27
9. Neiko Thorpe	26
10. Daren Bates	22
Aairon Savage	22

Top Five Consecutive Starts (Active)

1. Lee Ziemba	51
2. Ryan Pugh	41
3. Josh Bynes	34
4. Mike Berry	31
5. Byron Isom	21



2010 Superlatives



Auburn Team Superlatives

Points Scored	65	vs. Arkansas (10/16)
Low	17	at Mississippi State (9/9)
First Downs	29	vs. South Carolina (9/25)
Low	17	vs. Clemson (9/18)
		at Alabama (11/26)
Rushing Plays	57	vs. South Carolina (9/25)
		vs. Georgia (11/13)
Low	31	vs. Chattanooga (11/6)
Net Rushing Yards	440	vs. LSU (10/23)
Low	108	at Alabama (11/26)
Passes Attempted	29	vs. South Carolina (12/4)
Low	14	vs. Clemson (9/18)
Passes Completed	19	at Ole Miss (10/30)
Low	7	vs. Clemson (9/18)
Had Intercepted	2	vs. Clemson (9/18)
Low	0	eight times
		last vs. South Carolina (12/4)
Net Passing Yards	351	vs. South Carolina (12/4)
Low	86	vs. LSU (10/23)
Total Offensive Plays	78	vs. South Carolina (9/25)
Low	54	vs. Chattanooga (11/6)
Total Net Offense	628	vs. Chattanooga (11/6)
Low	324	at Alabama (11/26)
Fumbles	4	at Kentucky (10/9)
Low	0	four times
		last vs. Georgia (11/13)
Fumbles Lost	2	vs. Arkansas State (9/4)
		vs. South Carolina (9/25)
Low	0	six times
		last vs. Georgia (11/13)
Penalties	10	vs. Clemson (9/18)
Low	2	vs. ULM (10/2)
		at Alabama (11/26)
Penalty Yards	97	vs. Clemson (9/18)
Low	15	vs. ULM (10/2)

Auburn Individual Superlatives

Rushing Attempts	30	by Cam Newton vs. Georgia (11/13)
Net Rushing Yards	217	by Cam Newton vs. LSU (10/23)
Rushing TDs	4	by Cam Newton at Kentucky (10/9)
Pass Attempts	28	by Cam Newton vs. South Carolina (12/4)
Pass Completions	18	by Cam Newton at Ole Miss (10/30)
Had Intercepted	2	by Cam Newton vs. Clemson (9/18)
Net Passing Yards	335	by Cam Newton vs. South Carolina (12/4)
Passing TDs	4	by Cam Newton vs. Chattanooga (11/6)
		by Cam Newton vs. South Carolina (12/4)
Receptions	7	by Terrell Zachery vs. Chattanooga (11/6)
		by Darvin Adams vs. South Carolina (12/4)
Receiving Yards	217	by Darvin Adams vs. South Carolina (12/4)
TD Receptions	2	four times
		last by D. Adams vs. South Carolina (12/4)
Punts	7	by Ryan Shoemaker at Alabama (11/26)
Punt Average	42.5	by Ryan Shoemaker vs. Georgia (11/13)
Punts Inside 20	2	by Ryan Shoemaker at Mississippi St. (9/9)
		by Ryan Shoemaker at Alabama (11/26)
Punt Returns	5	by Quindarius Carr vs. Arkansas St. (9/4)
Punt Return Yards	47	by Quindarius Carr vs. Arkansas St. (9/4)
Kickoff Returns	6	by Demond Washington vs. Georgia (11/13)
Kickoff Return Yards	176	by Demond Washington at Ole Miss (10/30)
FG Attempts	3	three times
		last by Wes Byrum at Ole Miss (10/30)
FG Made	3	three times
		last by Wes Byrum at Ole Miss
Interceptions	2	by Josh Bynes vs. Arkansas (10/16)
Interception Yards	33	by Josh Bynes vs. Arkansas (10/16)
		by Zac Etheridge vs. LSU (10/23)

Auburn Individual Long Plays

Rushing	71	by Cam Newton vs. Arkansas St. (9/4)
Passing	94	by Cam Newton vs. ULM (10/2)
Receiving	94	by Emory Blake vs. ULM (10/2)
Field Goal	48	by Wes Byrum at Ole Miss (10/30)
Punt	51	by Ryan Shoemaker vs. Clemson (9/18)
Punt Return	18	by Quindarius Carr vs. Arkansas St. (9/4)
Kickoff Return	99	by Onterio McCalebb vs. Arkansas (10/16)
Interception Return	33	by Josh Bynes vs. Arkansas (10/16)
		by Zac Etheridge vs. LSU (10/23)

Opponent Team Superlatives

Points Scored	43	by Arkansas (10/16)
Low	3	by ULM (10/2)
First Downs	30	by Arkansas (10/16)
Low	16	by Mississippi State (9/9)
Rushing Plays	47	by Clemson (9/18)
Low	24	by Georgia (11/13)
Net Rushing Yards	218	by Ole Miss (10/30)
Low	38	by ULM (10/2)
Passes Attempted	49	by Arkansas State (9/4)
		by Arkansas (10/16)
Low	28	by Georgia (11/13)
Passes Completed	35	by Arkansas (10/16)
Low	15	by Georgia (11/13)
Had Intercepted	2	three times
		last by South Carolina (12/4)
Low	0	six times
		last by Alabama (11/26)
Net Passing Yards	428	by Arkansas (10/16)
Low	128	by LSU (10/23)
Total Offensive Plays	84	by Arkansas State (9/4)
Low	52	by Georgia (11/13)
Total Net Offense	566	by Arkansas (10/16)
Low	243	by LSU (10/23)
Fumbles	4	by ULM (10/2)
Low	0	by South Carolina (12/4)
Fumbles Lost	3	by ULM (10/2)
Low	0	seven times
		last by South Carolina (12/4)
Penalties	10	by Georgia (11/13)
Low	1	by Ole Miss (10/30)
Penalty Yards	89	by Georgia (11/13)
Low	5	by Ole Miss (10/30)

Opponent Individual Superlatives

Rushing Attempts	22	by Andre Ellington of Clemson (9/18)
Net Rushing Yards	140	by Andre Ellington of Clemson (9/18)
Rushing TDs	2	by Randall Cobb of Kentucky (10/9)
		by Brandon Bolden of Ole Miss (10/30)
Pass Attempts	42	by Ryan Alpin of Arkansas State (9/4)
Pass Completions	28	by Ryan Alpin of Arkansas State (9/4)
Had Intercepted	2	three times
		last by Stephen Garcia of South Carolina (12/4)
Net Passing Yards	377	by Greg McElroy of Alabama (11/26)
Passing TDs	4	by Tyler Wilson of Arkansas (10/16)
Receptions	10	by Brian Sutherland of Chattanooga (11/6)
		by Julio Jones of Alabama (11/26)
Receiving Yards	199	by Julio Jones of Alabama (11/26)
TD Receptions	2	four times
		last by A.J. Green of Georgia (11/13)
Punts	7	by Heath Hutchins of Mississippi State (9/9)
		by Dawson Zimmerman of Clemson (9/18)
Punt Average	53.2	by Derek Helton of LSU (10/23)
Punts Inside 20	4	by Derek Helton of LSU (10/23)
Punt Returns	2	three times
		last by Marquis Maze of Alabama (11/26)
Punt Return Yards	18	by Patrick Peterson of LSU (10/23)
Kickoff Returns	8	by Cobi Hamilton of Arkansas (10/16)
		by Brian Sutherland of Chattanooga (11/6)
Kickoff Return Yards	159	by Brian Sutherland of Chattanooga (11/6)
FG Attempts	3	Spencer Lanning of South Carolina (12/4)
FG Made	2	three times
		last by Jeremy Shelley of Alabama (11/26)
Interceptions	1	six times
Interception Yards	25	by Bacarri Rambo of Georgia (11/13)

Opponent Individual Long Plays

Rushing	83	by Jeff Scott of Ole Miss (10/30)
Passing	69	by Stephen Garcia of South Carolina (9/25)
Receiving	69	by Alshon Jeffery of South Carolina (9/25)
Field Goal	48	by Josh Jasper of LSU (10/23)
Punt	56	by Derek Helton of LSU (10/23)
Punt Return	19	by Patrick Peterson of LSU (10/23)
Kickoff Return	98	by Brian Sutherland of Chattanooga (11/6)
Interception Return	25	by Bacarri Rambo of Georgia (11/13)



Plays Of 20+ Yards



Yards	Type	Player(s)	Opponent	Qtr.
94 (TD)	pass	Emory Blake from Cam Newton	ULM	1st
80 (TD)	pass	Terrell Zachery from Cam Newton	Chattanooga	2nd
78 (TD)	pass	Terrell Zachery from Cam Newton	Clemson	3rd
71 (TD)	run	Cam Newton	Arkansas State	2nd
70 (TD)	run	Onterio McCalebb	LSU	4th
70 (TD)	pass	Terrell Zachery from Cam Newton	Alabama	3rd
68 (TD)	run	Onterio McCalebb	Ole Miss	1st
62	pass	Darvin Adams from Cam Newton	South Carolina [SECCG]	1st
54 (TD)	run	Cam Newton	South Carolina	1st
54 (TD)	pass	Darvin Adams from Cam Newton	South Carolina [SECCG]	1st
51 (TD)	pass	Darvin Adams from Cam Newton	South Carolina [SECCG]	2nd
50 (TD)	run	Onterio McCalebb	ULM	1st
49 (TD)	run	Cam Newton	LSU	3rd
49 (TD)	run	Onterio McCalebb	Chattanooga	2nd
48 (TD)	pass	Quindarius Carr from Cam Newton	Arkansas State	2nd
48	run	Onterio McCalebb	Georgia	3rd
42	pass	Darvin Adams from Neil Caudle	Arkansas State	2nd
42 (TD)	run	Mario Fannin	Chattanooga	4th
40	run	Cam Newton	Arkansas	2nd
39	pass	Quindarius Carr from Cam Newton	Arkansas State	3rd
39	pass	Darvin Adams from Cam Newton	Kentucky	3rd
39 (TD)	pass	Emory Blake from Cam Newton	Mississippi State	1st
39 (TD)	pass	Darvin Adams from Cam Newton	Chattanooga	1st
39	pass	Emory Blake from Cam Newton	South Carolina [SECCG]	3rd
38 (TD)	pass	Mario Fannin from Cam Newton	Arkansas State	3rd
38 (TD)	run	Michael Dyer	Arkansas	4th
37 (TD)	run	Michael Dyer	Chattanooga	2nd
36 (TD)	pass	Mario Fannin from Cam Newton	Arkansas State	1st
36 (TD)	pass	Emory Blake from Cam Newton	Alabama	2nd
35	run	Onterio McCalebb	Arkansas State	1st
35	pass	Darvin Adams from Cam Newton	Clemson	3rd
35	run	Cam Newton	Kentucky	2nd
35	run	Neil Caudle	Chattanooga	4th
34	pass	Darvin Adams from Cam Newton	Clemson	3rd
34	pass	Darvin Adams from Cam Newton	Kentucky	2nd
34	run	Barrett Trotter	South Carolina [SECCG]	4th
33	pass	Kodi Burns from Cam Newton	Kentucky	2nd
32	pass	Terrell Zachery from Cam Newton	Chattanooga	1st
31	run	Michael Dyer	Chattanooga	2nd
31 (TD)	run	Cam Newton	Georgia	1st
31	run	Terrell Zachery	Georgia	3rd
30 (TD)	run	Michael Dyer	Ole Miss	3rd
30 (TD)	pass	Darvin Adams from Cam Newton	Chattanooga	1st
29	run	Cam Newton	LSU	2nd
29	run	Michael Dyer	LSU	3rd
29	pass	Darvin Adams from Cam Newton	Chattanooga	1st
28	pass	Mario Fannin from Cam Newton	Arkansas	1st
28	run	Cam Newton	Arkansas	3rd
28	pass	Emory Blake from Cam Newton	Ole Miss	1st
27	run	Michael Dyer	Kentucky	1st
27	run	Cam Newton	Arkansas	2nd
27	run	Mario Fannin	Chattanooga	3rd
26	pass	Philip Lutzenkirchen from Cam Newton	ULM	1st
26	pass	Emory Blake from Cam Newton	Ole Miss	1st
26	pass	Emory Blake from Cam Newton	Georgia	2nd
25	run	Mario Fannin	ULM	3rd
25	pass	Emory Blake from Cam Newton	Georgia	2nd
25	run	Cam Newton	South Carolina [SECCG]	3rd
24 (TD)	pass	Darvin Adams from Cam Newton	Ole Miss	2nd
23	pass	Darvin Adams from Cam Newton	Clemson	2nd
23	run	Michael Dyer	Clemson	3rd
23	pass	Onterio McCalebb from Cam Newton	Kentucky	2nd
22	pass	Cam Newton from Kodi Burns	Mississippi State	4th
22	run	Onterio McCalebb	South Carolina	2nd
22	run	Cam Newton	Kentucky	2nd
22	run	Cam Newton	Arkansas	1st
22	pass	Darvin Adams from Cam Newton	Arkansas	1st
22	run	Cam Newton	LSU	4th
22	pass	Emory Blake from Cam Newton	Ole Miss	2nd
22	run	Michael Dyer	Ole Miss	3rd
22	run	Onterio McCalebb	South Carolina [SECCG]	3rd
21	pass	Kodi Burns from Cam Newton	Arkansas	2nd
21	run	Michael Dyer	Ole Miss	4th
20	run	Michael Dyer	Arkansas State	3rd
20	pass	Terrell Zachery from Cam Newton	South Carolina	1st
20 (TD)	pass	Cam Newton from Kodi Burns	Ole Miss	1st
20 (TD)	pass	Emory Blake from Cam Newton	Chattanooga	1st
20	pass	Darvin Adams from Cam Newton	Alabama	2nd
20	run	Onterio McCalebb	Alabama	3rd
20	run	Cam Newton	South Carolina [SECCG]	1st

Play Breakdown

BY PLAY

Pass.....	41
Run	39

BY GAME

Arkansas State	8
at Mississippi State	2
Clemson	5
South Carolina.....	3
Louisiana-Monroe	4
at Kentucky	7
Arkansas	8
LSU	5
at Ole Miss	9
Chattanooga	12
Georgia	5
at Alabama	4
vs. South Carolina.....	8

BY QUARTER

1st	25
2nd.....	25
3rd	22
4th	8

RUSHING

Cam Newton	14
Michael Dyer	10
Onterio McCalebb	9
Mario Fannin	3
Neil Caudle	1
Barrett Trotter	1
Terrell Zachery.....	1

PASSING

Cam Newton	38
Kodi Burns.....	2
Neil Caudle	1

RECEIVING

Darvin Adams	15
Emory Blake	10
Terrell Zachery.....	5
Mario Fannin	3
Kodi Burns	2
Quindarius Carr.....	2
Cam Newton	2
Philip Lutzenkirchen	1
Onterio McCalebb	1



The Last Time



An Auburn Team

Had 35 First Downs... vs. Western Carolina, 2002 (37)
Had 30 First Downs... vs. Furman, 2009 (30)
Had 400 yards rushing... vs. LSU, 2010 (440)
Had 300 yards rushing... vs. Georgia, 2010 (315)
Had 300 yards rushing in consecutive games... vs. Chattanooga (303); vs. Georgia (315), 2010
Had 300 yards rushing in six consecutive games... at Kentucky (311); vs. Arkansas (330); vs. LSU, (440); at Ole Miss (343); vs. Chattanooga (303); vs. Georgia (315), 2010
Had 300 yards rushing in six consecutive SEC games... vs. South Carolina (334); at Kentucky (311); vs. Arkansas (330); vs. LSU, (440); at Ole Miss (343); vs. Georgia (315), 2010
Had 50 or more rushing attempts... vs. Georgia, 2010 (57)
Had six or more rushing TDs... vs. Arkansas, 2010 (6)
Had five or more rushing TDs... vs. Georgia, 2010 (5)
Had four or more rushing TDs... vs. Georgia, 2010 (5)
Had 350 or more yards passing... vs. South Carolina [SECCG], 2010 (351)
Had 300 or more yards passing... vs. South Carolina [SECCG], 2010 (351)
Had 50 or more pass attempts... vs. Mississippi State, 1997 (54)
Had 30 or more pass completions... vs. Arkansas, 1995 (34)
Had five TDs passing... vs. Ball State, 2009 (5)
Had four TDs passing... vs. South Carolina [SECCG], 2010 (4)
Had three TDs passing... vs. South Carolina [SECCG], 2010 (4)
Had 500 or more yards total offense... vs. South Carolina [SECCG], 2010 (589)
Had 500 or more yards total offense in consecutive games... vs. LSU (526); at Ole Miss (572); vs. Chattanooga (628); 2010
Had 80 or more total plays... at Tennessee, 2009 (83)
Scored 70 or more points... vs. Louisiana-Monroe, 2003 (73)
Scored 60 or more points... vs. Arkansas, 2010 (65)
Scored 50 or more points... vs. South Carolina [SECCG], 2010 (56)
Scored 40 or more points... vs. South Carolina [SECCG], 2010 (56)
Scored 40 or more points in three consecutive games... at Ole Miss (51), vs. Chattanooga (62), vs. Georgia (49), 2010
Had five or more fumbles... vs. Southern Miss (5), 2008
Did not commit a turnover... vs. Chattanooga, 2010
Had 200-yard rusher and 100-yard receiver in a game... vs. Syracuse, 2002 (Carnell Williams [202 rush] and Marcel Willis [113 receiving])
Had 150-yard rusher and 150-yard receiver in a game... at Arkansas, 2001 (Carnell Williams [177 rush] and Tim Carter [156 receiving])
Had 100-yard receiver and 100-yard rusher in a game... at Kentucky, 2010 (Cam Newton [198 rush], Darvin Adams [101 rec])
Had two 100-yard rushers in a game... vs. LSU, 2010 (Cam Newton [217] and Mike Dyer [100])
Had two 150-yard rushers in a game... vs. Mississippi State, 2003 (Brandon Jacobs [182] and Carnell Williams [164])
Had three 100-yard rushers in a game ... vs. Maryland, 1983 (Tommie Agee [219], Lionel James [115] and Bo Jackson [105])
Had two 100-yard receivers in a game... vs. Chattanooga, 2010 (Terrell Zachery [148] and Darvin Adams [106])
Had a 60-yard run and a 60-yard pass in a game ... vs. Alabama, 2009 (Terrell Zachery 67 rush, Chris Todd to Darvin Adams 72 pass)
Had three players with 2 rushing TDs... vs. Louisiana-Monroe, 2003 (Carnell Williams [2], Brandon Jacobs [2], Tre Smith [2])
Had three players with 2 TDs... vs. Georgia, 2010 (Onterio McCalebb [3 rush], Cam Newton [2 rush], Philip Lutzenkirchen [2 rec.])
Had two players with seven or more catches in a game ... Courtney Taylor vs. Alabama, 2003 (7), Silas Daniels vs. Alabama, 2003 (7)
Scored a touchdown on offense, defense and special teams... vs. Louisiana-Monroe, 2008 (2 offense [1 pass, 1 rush], 1 defense [fumble return], 1 special team [punt return])
Scored on the first offensive play ... vs. Alabama, 2003 (Carnell Williams, 80 yard run)
Returned a punt for a TD... vs. Louisiana-Monroe, 2008 (Robert Dunn) [66 yards]
Returned a kickoff for a TD... at Ole Miss, 2010 (Demond Washington) [95 yards]
Returned opening kickoff for a TD... vs. Tennessee-Martin, 2008 (Tristan Davis) [95 yards]
Returned three interceptions for TDs... vs. LSU, 1994 (Ken Alvis, Fred Smith, Brian Robinson)
Returned two interceptions for TDs... vs. LSU, 1994 (Ken Alvis, Fred Smith, Brian Robinson)
Returned an interception for a TD... vs. South Carolina [SECCG], 2010 (T'Sharvan Bell) [10]
Returned two fumbles for TDs... vs. Vanderbilt, 2002 (Spencer Johnson, Karlos Dansby)
Returned a fumble for a TD... vs. Arkansas, 2010 (Zac Etheridge) [47]
Blocked a punt ... vs. Arkansas, 2010 (Antonio Goodwin)
Blocked two punts... vs. La-Monroe, 2003 (3 - Justin Fetsko [2], Donnay Young)
Blocked three punts ... vs. La-Monroe, 2003 (3 - Justin Fetsko [2], Donnay Young)
Returned a blocked punt for a TD... vs. Florida, 2006 (Tre Smith)
Blocked a field goal ... vs. Kentucky, 2009 (Jake Ricks)
Returned a blocked field goal for a TD... vs. Kentucky, 2009 (Neiko Thorpe) [69]
Blocked two field goals in a game... at Georgia, 2001 (Alton Moore, 2)
Blocked a PAT attempt ... vs. Arkansas State, 2010 (Mike Blanc)
Blocked two PAT attempt ... vs. LSU, 1998 (Charles Dorsey, 2)

Missed a kicking PAT... vs. Chattanooga, 2010 (Wes Byrum)
Had a punt blocked... at Mississippi State, 2009 (Clinton Durst)
Had a field goal blocked... at Mississippi State, 2010 (Wes Byrum)
Had a successful on-side kick... vs. Georgia, 2010 (Wes Byrum/Wes Byrum)
Was held scoreless... at Alabama, 2008 (0-36)
Was held scoreless at Jordan-Hare Stadium... vs. Southern California, 2003 (0-23)
Held an opponent scoreless... vs. Louisiana-Monroe, 2008 (34-0)
Held an opponent scoreless at Jordan-Hare Stadium... vs. La-Monroe, 2008 (34-0)
Held an opponent to five or less first downs... vs. Ball State, 2001 (5)
Held an opponent to 10 or less first downs... vs. Tennessee, 2008 (9)
Intercepted five or more passes... vs. Northwestern [Outback], 2010 (5)
Intercepted four or more passes... vs. Northwestern [Outback], 2010 (5)
Held an opponent to 300 or less yards total offense... vs. LSU, 2010 (243)
Held an opponent to 200 or less yards total offense... vs. Tennessee, 2008 (191)
Held an opponent to 150 or less yards total offense... at Mississippi State, 2008 (116)
Held an opponent to 100 or less yards total offense... vs. Ball State, 2001 (92)
Held an opponent to 100 or less yards rushing... at Alabama, 2010 (69)
Held an opponent to 50 or less yards rushing... vs. Louisiana-Monroe, 2010 (38)
Held an opponent to negative yards rushing... vs. Florida, 2001 (-36)
Held an opponent to 100 or less yards passing... vs. Kentucky, 2009 (75)
Held an opponent without a touchdown... vs. Louisiana-Monroe, 2010
Scored a safety... vs. Ball State, 2009 (Josh Byrnes)
Scored on a fake field goal... vs. Vanderbilt, 2000 (Duval pass to Diamond)
Scored an offensive two-point conversion ... at Alabama, 2006 (Lee Guess pass from Carl Stewart)
Scored two or more offensive two-point conversions... vs. Florida, 2002 [2]
Scored a defensive two-point conversion... vs. Ole Miss, 2009 (Demond Washington)
Had 10 or more penalties... vs. Northwestern [Outback], 2010 (12)
Had 100 or more penalty yards... Northwestern [Outback], 2010 (140)
Had 35 minutes time of possession... at West Virginia, 2008 (35:19)
Was involved in a game that ended in a tie... vs. Georgia, 1994 (23-23)
Was involved in an overtime game... vs. Clemson, 2010 (27-24 win)
Won a game without scoring an offensive touchdown ... at Miss. State, 2008 (3-2)

An Auburn Player

Rushed 40 times in a game... Carnell Williams vs. Syracuse, 2002 (40)
Rushed 35 times in a game... Kenny Irons at Georgia, 2005 (37)
Rushed 30 times in a game... Kenny Irons at Arkansas, 2005 (33)
Rushed for 200 yards in a game... Cam Newton vs. LSU, 2010 (217)
Rushed for 150 yards in a game... Cam Newton vs. Georgia, 2010 (151)
Rushed for 100 yards in a game... Cam Newton vs. Georgia, 2010 (151)
Quarterback rushed for 100 yards in a game... Cam Newton vs. LSU, 2010 (217)
Rushed for 100 yards in five consecutive games... Kenny Irons vs. Alabama (103), at Georgia (179), at Kentucky (103), vs. Ole Miss (101), at LSU (218), 2005
Rushed for 100 yards in four consecutive games... Kenny Irons vs. Alabama (103), at Georgia (179), at Kentucky (103), vs. Ole Miss (101)
Rushed for 100 yards in three consecutive games... Cam Newton at Kentucky (198), vs. Arkansas (188), vs. LSU (217), 2010
Rushed for 100 yards in consecutive games... Mike Dyer vs. LSU (100), at Ole Miss (180), 2010
Rushed for 150 yards in three consecutive games... Cam Newton at Kentucky (198), vs. Arkansas (188), vs. LSU (217), 2010
Rushed for 150 yards in consecutive games... Cam Newton vs. Arkansas (188), vs. LSU (217), 2010
Rushed for 4 or more TDs in a game... Cam Newton at Kentucky, 2010 (4)
Rushed for 3 or more TDs in a game... Onterio McCalebb vs. Georgia, 2010 (3)
Rushed for 2 or more TDs in four consecutive games... Carnell Williams vs. Western Carolina (2), vs. Vanderbilt (2), at Miss. State (2), vs. Syracuse (2), 2002
Rushed for 2 or more TDs in three consecutive games... Cam Newton at Kentucky (4), vs. Arkansas (3), vs. LSU (2), 2010
Rushed for a TD in five consecutive games... Onterio McCalebb vs. Arkansas (1); vs. LSU (1); at Ole Miss (1); vs. Chattanooga (1); vs. Georgia (3), 2010
Passed for 400 yards in a game... Ben Leard at Georgia, 1999 (416)
Passed for 300 yards in a game... Cam Newton vs. South Carolina [SECCG], 2010 (335)
Attempted 50 passes in a game... Dameyune Craig vs. Mississippi State, 1997 (54)
Attempted 40 passes in a game... Kodi Burns at Ole Miss, 2008 (43)
Threw five TDs in a game... Chris Todd vs. Ball State, 2009 (5)
Threw four TDs in a game... Cam Newton vs. South Carolina [SECCG], 2010 (4)
Threw three TDs in a game... Cam Newton South Carolina [SECCG], 2010 (4)
Threw four TDs or more in consecutive games... Chris Todd vs. West Virginia (4), vs. Ball State (5), 2009
Threw two TDs or more in five consecutive games... Cam Newton at Ole Miss (2), vs. Chattanooga (4), vs. Georgia (2), at Alabama (3), vs. South Carolina (4), 2010
Had 400 yards total offense in a game... Cam Newton South Carolina [SECCG], 2010 (408)
Had 300 yards total offense in a game... Cam Newton vs. South Carolina [SECCG], 2010 (408)
Accounted for four or more TDs in a game... Cam Newton South Carolina [SECCG], 2010 (6)
Accounted for three or more TDs in a game... Cam Newton South Carolina [SECCG], 2010 (6)



The Last Time



Accounted for three or more TDs in four consecutive game... Cam Newton vs. Chattanooga (5), vs. Georgia (4), at Alabama (4), vs. South Carolina (6), 2010

Caught 15 passes in a game... Willie Goshua vs. Arkansas, 1995 (17)

Caught 10 or more passes in a game... Darvin Adams vs. Northwestern [Outback], 2010 (12)

Caught seven or more passes in a game... Darvin Adams vs. South Carolina [SECCG], 2010 (7)

Had 200 or more yards receiving in a game... Darvin Adams vs. South Carolina [SECCG], 2010 (217)

Had 150 or more yards receiving in a game... Darvin Adams vs. South Carolina [SECCG], 2010 (217)

Had 100 or more yards receiving in a game... Darvin Adams vs. South Carolina [SECCG], 2010 (217)

Had 100 yards receiving in consecutive games... Darvin Adams vs. Alabama, 2009 (138), vs. Northwestern [Outback], 2010 (142)

Caught four or more TD passes in a game... Alexander Wright vs. Pacific, 1989 (4)

Caught three or more TD passes in a game... Darvin Adams vs. Furman, 2009 (3)

Caught two or more TD passes in a game... Darvin Adams vs. South Carolina [SECCG], 2010 (2)

Caught a TD pass in consecutive games... Emory Blake vs. South Carolina, vs. ULM, 2010

Quarterback caught a TD pass ... Cam Newton from Kodi Burns at Ole Miss, 2010

Running back caught two or more TD passes in a game... Mario Fannin vs. Arkansas St., 2010 (2)

Running back caught a TD pass in consecutive games ... Mario Fannin vs. West Virginia, Ball State, 2009

Tight end caught two or more TD passes in a game... Philip Lutzenkirchen vs. Georgia, 2010 (2)

Tight end caught a TD pass in consecutive games ... Philip Lutzenkirchen vs. Georgia, at Alabama, 2010

Scored 15 or more points kicking... Wes Byrum at Ole Miss, 2010 (15)

Scored 10 or more points kicking... Wes Byrum at Ole Miss, 2010 (15)

Kicked five or more field goals in a game... Jaret Holmes vs. UAB, 1996 (5)

Kicked four or more field goals in a game... Wes Byrum at Tennessee, 2009 (4)

Had 150 kickoff return yards in a game... Demond Washington at Ole Miss, 2010 (176)

Had 100 punt return yards in a game... Robert Dunn vs. Southern Miss, 2008 (103)

Scored four or more TDs... Cam Newton at Kentucky, 2010 (4 rush)

Scored three or more TDs... Cam Newton vs. Arkansas, 2010 (3 rush)

Scored a rushing and receiving TD in a game... Mario Fannin vs. Georgia, 2008

Had an 80-yard run... Camell Williams vs. Alabama, 2003 (80)

Had a 70-yard run... Onterio McCalebb vs. LSU, 2010 (70)

Had a 60-yard run... Onterio McCalebb at Ole Miss, 2010 (68)

Completed an 80-yard pass... Cam Newton to Terrell Zachery vs. Chattanooga, 2010 (80)

Completed a 70-yard pass... Cam Newton to Terrell Zachery at Alabama, 2010 (70)

Completed a 60-yard pass... Cam Newton to Darvin Adams vs. South Carolina [SECCG], 2010 (62)

Kicked a field goal of 50 or more yards... Wes Byrum vs. Southern Miss, 2008 (52)

Kicked a field goal of 50 or more yards in consecutive games... John Vaughn, 2006; at Mississippi State (55), vs. Washington State (52)

Kicked two field goals of 50+ yards in a game... Win Lyle vs. Tennessee, 1987 [55, 52]

Had a 70-yard punt... Kody Bliss vs. Tulane, 2006 (71)

Had a 60-yard punt... Ryan Shoemaker vs. New Mexico State, 2007 (67)

Blocked a field goal in a game... Tez Doolittle vs. Georgia, 2008

Blocked two field goals in a game... Alton Moore at Georgia, 2010

Blocked a PAT attempt ... Mike Blanc vs. Arkansas State, 2010

Blocked two PAT attempts ... Charles Dorsey vs. LSU, 1998 (2)

Blocked a punt in a game... Antonio Goodwin vs. Arkansas, 2010

Blocked two punts in a game... Justin Fetsko vs. Louisiana-Monroe, 2003 (2)

Intercepted three or more passes in a game... Junior Rosegreen at Tennessee, 2004 (4)

Intercepted two or more passes in a game... Josh Bynes vs. Arkansas, 2010 (2)

Intercepted a pass in consecutive games... Jerraud Powers, 2007; at Georgia; vs. Alabama, 2007

Intercepted a pass in three consecutive games... Jerraud Powers, 2007; vs. Tennessee Tech, at Georgia; vs. Alabama

Recovered two fumbles in a game... Sen'Derrick Marks at Alabama, 2006 (2)

Forced two fumbles in a game... Quentin Groves at Alabama, 2006 (2)

Intercepted a pass and had a fumble recovery in a game ... Nick Fairley at Mississippi State, 2010

An Auburn Opponent

Scored 50 or more points... Georgia, 1996 (56) [4 OT]

Scored 40 or more points... Arkansas, 2010 (43)

Had 350 or more yards rushing... Arkansas, 2002 (426)

Had 300 or more yards rushing... Arkansas, 2002 (426)

Had 250 or more yards rushing... Kentucky, 2009 (282)

Had 50 or more rushing attempts... Alabama, 2008 (50)

Had 500 yards passing... Northwestern [Outback], 2010 (532)

Had 400 yards passing... Arkansas, 2010 (428)

Had 350 yards passing... Alabama, 2010 (377)

Had 300 yards passing... Alabama, 2010 (377)

Had 50 or more pass attempts... Northwestern [Outback], 2010 (78)

Had 40 or more pass attempts... Alabama, 2010 (41)

Had 30 or more pass completions... Arkansas, 2010 (35)

Had 25 or more pass completions... Alabama, 2010 (27)

Had four or more TDs passing... Arkansas, 2010 (5)

Had three or more TDs passing... Arkansas, 2010 (5)

Had five passes intercepted... Northwestern [Outback], 2010 (5)

Had four passes intercepted... Northwestern [Outback], 2010 (5)

Had 600 yards total offense... Northwestern [Outback], 2010 (621)

Had 500 yards total offense... Arkansas, 2010 (566)

Had 400 yards total offense... Alabama, 2010 (446)

Had five or more fumbles... South Carolina, 2005 (5)

Lost four or more fumbles... Mississippi State, 2002 (4)

Had four or more turnovers... Louisiana-Monroe, 2010 (3 fum/1 int)

Returned a punt for a TD... LSU, 2005 (Skyler Green, 66 yards)

Returned a kickoff for a TD... Chattanooga, 2010 (Brian Sutherland, 98 yards)

Returned an interception for a TD... Mississippi State, 2007 (Derek Pegues, 20 yards)

Returned a fumble for a TD... Arkansas, 1997 (C.J. McLain, 52 yards)

Returned a blocked punt for a TD... Mississippi State, 2009 (Robert Elliott, 10 yards)

Blocked an Auburn punt... Mississippi State, 2009

Blocked an Auburn field goal... Mississippi State, 2010 (Fletcher Cox)

Had a successful on-side kick... Ole Miss, 2010 (Andrew Ritter/Fon Ingram)

Held Auburn to 300 yards total offense... LSU, 2009 (193)

Held Auburn to 200 yards total offense... LSU, 2009 (193)

Held Auburn below 100 yards rushing... Alabama, 2008 (57)

Held Auburn below 50 yards rushing... Georgia Tech, 2003 (40)

Held Auburn to negative yards rushing... Tennessee, 1997 (-15)

Held Auburn below 100 yards passing... LSU, 2009 (81)

Held Auburn to 10 or less first downs... Alabama, 2008 (8)

Had 10 or more penalties... Arkansas, 2007 (10)

Had 100 or more yards in penalties... Arkansas, 2007 (100)

Had two 100-yard rushers in a game... Kentucky, 2009 [Derrick Locke, 126; Randall Cobb, 109]

Had two 100-yard receivers in a game... Northwestern [Outback], 2010 [Andrew Brewer, 133; Drake Dunsmore, 120]

Had a 100-yard rusher and a 100-yard receiver... Ole Miss, 2009 [Dexter McCluster, 186 rush; Shay Hodge, 105 rec.]

Had a 100-yard rusher and two 100-yard receivers... Tulane, 2006 [Matt Forte, 117 rush; Preston Brown, 139 rec.; Damarcus Davis, 126 rec.]

Did Not Have a Turnover ... Georgia, 2010

Scored a safety... Mississippi State, 2008 (Ryan Pugh holding penalty)

Scored a two-point conversion... Arkansas, 2010

Had 35 minutes time of possession... Chattanooga, 2010 (37:02)

An Opposing Player

Rushed for 200 yards in a game... Noel Devine, West Virginia, 2008 (207)

Rushed for 150 yards in a game... Dexter McCluster, Ole Miss, 2009 (186)

Rushed for 100 yards in a game... Jeff Scott, Ole Miss, 2010 (134)

Passed for 400 yards in a game... Mike Kafka, Northwestern [Outback], 2010 (532)

Passed for 350 yards in a game... Mike Kafka, Northwestern [Outback], 2010 (532)

Passed for 300 yards in a game... Greg McElroy, Alabama, 2010 (377)

Attempted 70 passes in a game... Mike Kafka, Northwestern [Outback], 2010 (78)

Attempted 60 passes in a game... Mike Kafka, Northwestern [Outback], 2010 (78)

Attempted 50 passes in a game... Mike Kafka, Northwestern [Outback], 2010 (78)

Attempted 40 passes in a game... Ryan Aplin, Arkansas State, 2010 (42)

Completed 40 passes in a game... Mike Kafka, Northwestern [Outback], 2010 (47)

Completed 25 passes in a game... Greg McElroy, Alabama, 2010 (27)

Threw three or more TD passes in a game... Aaron Murray, Georgia, 2010 (3)

Had 400 yards total offense... Mike Kafka, Northwestern [Outback], 2010 (562)

Had 350 yards total offense... Greg McElroy, Alabama, 2010 (367)

Accounted for 3 or more TDs... Tyler Wilson, Arkansas, 2010 (4)

Threw, Ran and Caught a TD in a game... Randall Cobb, Kentucky, 2010 (2 rush, 1 pass, 1 rec.)

Caught 10 or more passes... Julio Jones, Alabama, 2010 (10)

Caught seven or more passes... Julio Jones, Alabama, 2010 (10)

Three or more players caught seven or more passes... Zeke Marskshausen (12), Sidney Stewart (10), Drake Dunsmore (9), Andrew Brewer (8), Northwestern [Outback], 2010

Had 100 yards receiving... Julio Jones, Alabama, 2010 (199)

Had 200 yards receiving... Charles Lee, Central Florida, 1999 (203)

Caught three or more TD passes... Chris Collins, Ole Miss, 2002 (3)

Caught two or more TD passes... A.J. Green, Georgia, 2010 (2)

Scored three TDs... Randall Cobb, Kentucky, 2010 (3)

Had a 90-yard run... Guy Minor, LSU, 1936 (90)

Had an 80-yard run... Jeff Scott, Ole Miss, 2010 (83) [TD]

Had a 70-yard run... Jeff Scott, Ole Miss, 2010 (83) [TD]

Had a 60-yard run... Jeff Scott, Ole Miss, 2010 (83) [TD]

Completed an 80-yard pass... Bryan Randall to Josh Morgan, Va. Tech, 2004 (80) [TD]

Completed a 70-yard pass... Bryan Randall to Josh Morgan, Virginia Tech, 2004 (80) [TD]

Completed a 60-yard pass... Greg McElroy to Julio Jones, Alabama, 2010 (68)

Kicked a 50-yard field goal... Steve Lindsey, Ole Miss, 1997 (52)

Had a 70-yard punt... Blake McAdams, Mississippi State, 2007 (73)

Had a 60-yard punt... Trent Hawk, Furman, 2009 (60)

Made three or more FGs ... Colt David, LSU, 2007 (3)



**SOUTHEASTERN
CONFERENCE**



SEC Standings



Western Division

Team	SEC	Pct.	PF	PA	Over.	Pct.	PF	PA	Home	Away	Neu.	West
*^Auburn	8-0	1.000	306	224	13-0	1.000	555	318	8-0	4-0	1-0	5-0
Arkansas	6-2	.750	291	225	10-2	.833	448	273	5-1	3-1	2-0	3-2
LSU	6-2	.750	212	165	10-2	.833	345	213	7-0	2-2	1-0	3-2
Alabama	5-3	.625	218	143	9-3	.750	415	169	6-1	3-2	0-0	3-2
Mississippi State	4-4	.500	151	173	8-4	.667	325	244	5-2	3-2	0-0	1-4
Ole Miss	1-7	.125	194	301	4-8	.333	367	422	3-4	1-4	0-0	0-5

Eastern Division

Team	SEC	Pct.	PF	PA	Over.	Pct.	PF	PA	Home	Away	Neu.	East
&South Carolina	5-3	.625	222	179	9-4	.692	416	298	6-1	3-2	0-1	4-1
Florida	4-4	.500	224	186	7-5	.583	351	253	4-3	2-2	1-0	4-1
Georgia	3-5	.375	232	200	6-6	.500	411	277	5-1	1-4	0-1	3-2
Tennessee	3-5	.375	179	205	6-6	.500	324	296	4-3	2-3	0-0	2-3
Kentucky	2-6	.333	214	267	6-6	.500	396	342	5-2	1-4	0-0	2-3
Vanderbilt	1-7	.125	96	271	2-10	.167	203	374	1-6	1-4	0-0	0-5

*-Western Division Champion; &-Eastern Division Champion; ^-Southeastern Conference Champion

ALABAMA (9-3, 5-3 SEC)

Sept. 4	SAN JOSE STATE [PPV]	W, 48-3
Sept. 11	#18/14 PENN STATE [ESPN]	W, 24-3
Sept. 18	at Duke [ABC]	W, 62-13
Sept. 25	at #10/11 Arkansas [CBS]	W, 24-20
Oct. 2	#7/7 FLORIDA [CBS]	W, 31-6
Oct. 9	at #19/20 South Carolina [CBS]	L, 21-35
Oct. 16	OLE MISS [ESPN2]	W, 23-10
Oct. 23	at Tennessee [ESPN]	W, 41-10
Nov. 6	at #12/11/12 LSU [CBS]	L, 21-24
Nov. 13	#17/18/18 MISSISSIPPI ST. [ESPN2]	W, 30-10
Nov. 20	GEORGIA STATE [ESPN]	W, 63-7
Nov. 26	#2/2/2 AUBURN [CBS]	L, 27-28

ARKANSAS (10-2, 6-2 SEC)

Sept. 4	TENNESSEE TECH [PPV]	W, 44-3
Sept. 11	LOUISIANA-MONROE [FSN]	W, 31-7
Sept. 18	at Georgia [ESPN2]	W, 31-24
Sept. 25	#1/1 ALABAMA [CBS]	L, 20-24
Oct. 9	at Texas A&M [ABC]	W, 24-17
Oct. 16	at #7/7/7 Auburn [CBS]	L, 43-65
Oct. 23	OLE MISS [SEC Net]	W, 38-24
Oct. 30	VANDERBILT [FSN]	W, 49-14
Nov. 6	at #18/17/19 South Carolina [ESPN]	W, 41-20
Nov. 13	UTEP [ESPN]	W, 58-21
Nov. 20	at #22/22/22 Mississippi St. [ESPN]	W, 38-31 (2OT)
Nov. 27	#6/6/6 LSU [CBS]	W, 31-23

AUBURN (13-0, 8-0 SEC)

Sept. 4	ARKANSAS STATE [FSN]	W, 52-26
Sept. 9	at Mississippi State [ESPN]	W, 17-14
Sept. 18	CLEMSON [ESPN/3D]	W, 27-24 [OT]
Sept. 25	#12/15 S. CAROLINA [ESPN/3D]	W, 35-27
Oct. 2	ULM [ESPN]	W, 52-3
Oct. 9	at Kentucky [ESPN2]	W, 37-34
Oct. 16	#12/13/13 ARKANSAS [CBS]	W, 65-43
Oct. 23	#6/6/6 LSU [CBS]	W, 24-17
Oct. 30	at Ole Miss [ESPN2]	W, 51-31
Nov. 6	CHATTANOOGA (HC) [PPV]	W, 62-24
Nov. 13	GEORGIA [CBS]	W, 49-31
Nov. 26	at #9/11/11 Alabama [CBS]	W, 28-27
Dec. 4	vs. #18/16/17 South Carolina [CBS]	W, 56-17

FLORIDA (7-5, 4-4 SEC)

Sept. 4	MIAMI (OH) [EPNS]	W, 34-12
Sept. 11	SOUTH FLORIDA [SEC Net]	W, 38-14
Sept. 18	at Tennessee [CBS]	W, 31-17
Sept. 25	KENTUCKY [ESPN]	W, 48-14
Oct. 2	at #1/1 Alabama [CBS]	L, 6-31
Oct. 9	#12/9 LSU [ESPN]	L, 29-33
Oct. 16	MISSISSIPPI STATE [ESPN]	L, 7-10
Oct. 30	vs. Georgia [CBS]	W, 34-31 [OT]
Nov. 6	at Vanderbilt [SEC Net]	W, 55-14
Nov. 13	#22/22 SOUTH CAROLINA [ESPN]	L, 14-36
Nov. 20	APPALACHIAN STATE [PPV]	W, 48-10
Nov. 27	at #22/21 Florida State [ABC]	L, 7-31

GEORGIA (6-6, 3-5 SEC)

Sept. 4	LA-LAFAYETTE [SEC Net]	W, 55-7
Sept. 11	at #24/25 South Carolina [ESPN2]	L, 6-17
Sept. 18	#12/13 ARKANSAS [ESPN2]	L, 24-31
Sept. 25	at Mississippi State [FSN]	L, 12-24
Oct. 2	at Colorado [FSN]	L, 27-29
Oct. 9	TENNESSEE [SEC NET]	W, 41-14
Oct. 16	VANDERBILT [SEC NET]	W, 43-0
Oct. 23	at Kentucky [CSS]	W, 44-31
Oct. 30	vs. Florida [CBS]	L, 31-34 (OT)
Nov. 6	IDAHO STATE	W, 55-7
Nov. 13	at #2/2/2 Auburn [CBS]	L, 31-49
Nov. 27	GEORGIA TECH [ESPN]	W, 42-34

KENTUCKY (6-6, 2-6 SEC)

Sept. 4	at Louisville [ABC]	W, 23-16
Sept. 11	WESTERN KENTUCKY [CSS]	W, 63-28
Sept. 18	AKRON [FSN]	W, 47-10
Sept. 25	at #9/8 Florida [ESPN]	L, 14-48
Oct. 2	at Ole Miss [SEC Net]	L, 35-42
Oct. 9	#8/8 AUBURN [ESPN2]	L, 34-37
Oct. 16	#10/12/11 S. CAROLINA [ESPN2]	W, 31-28
Oct. 23	GEORGIA [CSS]	L, 31-44
Oct. 30	at #23/23/23 Mississippi St. [ESPN]	L, 17-24
Nov. 6	CHARLESTON SOUTHERN [PPV]	W, 49-21
Nov. 13	VANDERBILT [SEC Net]	W, 38-20
Nov. 27	at Tennessee [SEC Net]	L, 14-24

LSU (10-2, 6-2 SEC)

Sept. 4	vs. #18/18 North Carolina [ABC]	W, 30-24
Sept. 11	at Vanderbilt [ESPN]	W, 27-3
Sept. 18	MISSISSIPPI STATE [ESPN]	W, 29-7
Sept. 25	#22/21 WEST VIRGINIA [ESPN2]	W, 20-14
Oct. 2	TENNESSEE [CBS]	W, 16-14
Oct. 9	at #14/12 Florida [ESPN]	W, 33-29
Oct. 16	McNEESE STATE [FSN]	W, 32-10
Oct. 23	at #5/5/5 Auburn [CBS]	L, 17-24
Nov. 6	#5/5/5 ALABAMA [CBS]	W, 24-21
Nov. 13	ULM [PPV]	W, 51-0
Nov. 20	OLE MISS [CBS]	W, 43-36
Nov. 27	at #12/12/12 Arkansas [CBS]	L, 23-31

OLE MISS (4-8, 1-7 SEC)

Sept. 4	JACKSONVILLE ST. [CSS]	L, 48-49 (2OT)
Sept. 11	at Tulane [ESPN2]	W, 27-13
Sept. 18	VANDERBILT [SEC Net]	L, 14-28
Sept. 25	FRESNO STATE [CSS]	W, 55-38
Oct. 2	KENTUCKY [SEC Net]	W, 42-35
Oct. 16	at #8/8/8 Alabama [ESPN2]	L, 10-23
Oct. 23	at #21/21/20 Arkansas [SEC Net]	L, 24-38
Oct. 30	#3/3/3 AUBURN [ESPN2]	L, 31-51
Nov. 6	LOUISIANA-LAFAYETTE [ESPN]	W, 43-21
Nov. 13	at Tennessee [CBS]	L, 14-52
Nov. 20	at #5/6/6 LSU [CBS]	L, 36-43
Nov. 27	#25/25/25 MISSISSIPPI ST. [ESPN]	L, 23-31

MISSISSIPPI STATE (8-4, 4-4 SEC)

Sept. 4	MEMPHIS [ESPN]	W, 49-7
Sept. 9	#21/20 AUBURN [ESPN]	L, 14-17
Sept. 18	at #15/12 LSU [ESPN]	L, 7-29
Sept. 25	GEORGIA [FSN]	W, 24-12
Oct. 2	ALCORN STATE [FSN]	W, 49-16
Oct. 9	at Houston [CBS/College]	W, 47-24
Oct. 16	at #22/22/22 Florida [ESPN]	W, 10-7
Oct. 23	UAB [ESPN]	W, 29-24
Oct. 30	KENTUCKY [ESPN]	W, 24-17
Nov. 13	at #11/12/11 Alabama [ESPN2]	L, 10-30
Nov. 20	#13/13/13 ARKANSAS [ESPN]	L, 31-38 (2OT)
Nov. 27	at Ole Miss [ESPN]	W, 31-23

SOUTH CAROLINA (9-4, 5-3 SEC)

Sept. 2	SOUTHERN MISS [ESPN]	W, 41-13
Sept. 11	#22/19 GEORGIA [ESPN2]	W, 17-6
Sept. 18	FURMAN [PPV]	W, 38-19
Sept. 25	at #17/14 Auburn [ESPN/3D]	L, 27-35
Oct. 9	#1/1 ALABAMA [CBS]	W, 35-21
Oct. 16	at Kentucky [ESPN2]	L, 28-31
Oct. 23	at Vanderbilt [FSN]	W, 21-7
Oct. 30	TENNESSEE [SEC Net]	W, 38-24
Nov. 6	#17/19/17 ARKANSAS [ESPN]	L, 20-41
Nov. 13	at #24/24/23 Florida [ESPN]	W, 36-14
Nov. 20	TROY [SEC Net]	W, 69-24
Nov. 27	at Clemson [ESPN2]	W, 29-7
Dec. 4	vs. #2/2/2 Auburn [CBS]	L, 17-56

TENNESSEE (6-6, 3-5 SEC)

Sept. 4	UT-MARTIN [PPV]	W, 50-0
Sept. 11	#7/8 OREGON [ESPN2]	L, 13-48
Sept. 18	#9/8 FLORIDA [CBS]	L, 17-31
Sept. 25	UAB [SEC Net]	W, 32-29 [2OT]
Oct. 2	at LSU [CBS]	L, 14-16
Oct. 9	at Georgia [SEC Net]	L, 14-41
Oct. 23	#7/7 ALABAMA [ESPN]	L, 10-41
Oct. 30	at #17/17 South Carolina [SEC Net]	L, 24-38
Nov. 6	at Memphis [CBS College]	W, 50-14
Nov. 13	OLE MISS [CBS]	W, 52-14
Nov. 20	at Vanderbilt [CSS]	W, 24-10
Nov. 27	KENTUCKY [SEC Net]	W, 24-14

VANDERBILT (2-10, 0-8 SEC)

Sept. 4	NORTHWESTERN [CSS]	W, 50-0
Sept. 11	#19/16 LSU [ESPN]	L, 13-48
Sept. 18	at Ole Miss [SEC Net]	L, 17-31
Oct. 2	at Connecticut [Big East Net]	L, 14-16
Oct. 9	EASTERN MICHIGAN [ESPN]	L, 14-41
Oct. 16	at Georgia [SEC Net]	W, 32-29 [2OT]
Oct. 23	#19/20 SOUTH CAROLINA [FSN]	L, 10-41
Oct. 30	at #19/18 Arkansas [FSN]	L, 24-38
Nov. 6	FLORIDA [SEC Net]	W, 50-14
Nov. 13	at Kentucky [SEC Net]	W, 52-14
Nov. 20	TENNESSEE [CSS]	W, 24-10
Nov. 27	WAKE FOREST [CSS]	W, 24-14



SEC Team Statistics



Scoring Offense

Name	G	Tds	XP	2XP	DXP	FG	Saf	Pts	Avg.
Auburn	13	73	72	0	0	15	0	555	42.7
Arkansas	12	58	55	1	0	13	2	448	37.3
Alabama	12	51	50	0	0	19	1	415	34.6
Georgia	12	51	47	1	0	18	1	411	34.2
Kentucky	12	52	45	3	0	11	0	396	33.0
South Carolina	13	53	50	0	0	16	0	416	32.0
Ole Miss	12	46	43	0	0	16	0	367	30.6
Florida	12	48	43	1	0	6	0	351	29.2
LSU	12	38	31	2	0	26	2	345	28.8
Mississippi State	12	41	41	0	0	12	1	325	27.1
Tennessee	12	40	37	0	0	15	1	324	27.0
Vanderbilt	12	26	23	0	0	8	0	203	16.9

Total Offense

Name	G	Rush	Pass	Plays	Yds	Avg/P	TD	Yds/G
Auburn	13	3733	2737	863	6470	7.5	70	497.7
Arkansas	12	1810	4061	808	5871	7.3	56	489.2
Kentucky	12	1957	3290	842	5247	6.2	51	437.2
Alabama	12	2103	3124	762	5227	6.9	47	435.6
Ole Miss	12	2491	2307	826	4798	5.8	45	399.8
Mississippi State	12	2589	2143	826	4732	5.7	39	394.3
Georgia	12	1772	2953	744	4725	6.4	46	393.8
South Carolina	13	2022	3063	843	5085	6.0	47	391.2
Tennessee	12	1393	2997	753	4390	5.8	36	365.8
Florida	12	1987	2295	813	4282	5.3	41	356.8
LSU	12	2126	1865	765	3991	5.2	34	332.6
Vanderbilt	12	1666	1913	781	3579	4.6	24	298.2

Rushing Offense

Name	G	Att	Yds	Avg	TD	Yds/G
Auburn	13	602	3733	6.2	41	287.2
Mississippi State	12	561	2589	4.6	24	215.8
Ole Miss	12	496	2491	5.0	28	207.6
LSU	12	483	2126	4.4	27	177.2
Alabama	12	423	2103	5.0	24	175.2
Florida	12	459	1987	4.3	29	165.6
Kentucky	12	420	1957	4.7	25	163.1
South Carolina	13	490	2022	4.1	25	155.5
Arkansas	12	390	1810	4.6	22	150.8
Georgia	12	423	1772	4.2	21	147.7
Vanderbilt	12	421	1666	4.0	13	138.8
Tennessee	12	379	1393	3.7	14	116.1

Passing Offense

Name	G	Att	Cmp	Int	Pct.	Yds	Avg	TD	Yds/G
Arkansas	12	418	277	14	66.3	4061	9.7	34	338.4
Kentucky	12	422	277	9	65.6	3290	7.8	26	274.2
Alabama	12	339	234	5	69.0	3124	9.2	23	260.3
Tennessee	12	374	211	12	56.4	2997	8.0	22	249.8
Georgia	12	321	197	6	61.4	2953	9.2	25	246.1
South Carolina	13	353	231	14	65.4	3063	8.7	22	235.6
Auburn	13	261	174	6	66.7	2737	10.5	29	210.5
Ole Miss	12	330	185	14	56.1	2307	7.0	17	192.2
Florida	12	354	216	11	61.0	2295	6.5	12	191.2
Mississippi State	12	265	150	12	56.6	2143	8.1	15	178.6
Vanderbilt	12	360	169	11	46.9	1913	5.3	11	159.4
LSU	12	282	163	10	57.8	1865	6.6	7	155.4

Scoring Defense

Name	Gm	Tds	XP	2XP	DXP	FG	Saf	Pts	Avg.
Alabama	12	18	17	1	0	14	0	169	14.1
LSU	12	28	25	1	0	6	0	213	17.8
Mississippi State	12	28	25	0	0	17	0	244	20.3
Florida	12	30	26	1	0	15	0	253	21.1
Arkansas	12	33	33	0	0	14	0	273	22.8
South Carolina	13	37	33	1	0	13	1	298	22.9
Georgia	12	37	33	2	0	6	0	277	23.1
Auburn	13	40	37	1	0	13	0	318	24.5
Tennessee	12	37	34	2	0	12	0	296	24.7
Kentucky	12	44	42	0	0	12	0	342	28.5
Vanderbilt	12	47	44	0	0	14	3	374	31.2
Ole Miss	12	52	45	4	0	19	0	422	35.2

Total Defense

Name	G	Rush	Pass	Plays	Yds	Avg/P	TD	Yds/G
Alabama	12	1480	2072	745	3552	4.8	17	296.0
LSU	12	1630	1990	757	3620	4.8	27	301.7
Florida	12	1559	2076	776	3635	4.7	28	302.9
Georgia	12	1790	2240	768	4030	5.2	37	335.8
Arkansas	12	1889	2188	792	4077	5.1	30	339.8
Kentucky	12	2041	2206	755	4247	5.6	41	353.9
South Carolina	13	1356	3297	861	4653	5.4	34	357.9
Mississippi State	12	1460	2837	815	4297	5.3	28	358.1
Auburn	13	1452	3256	890	4708	5.3	39	362.2
Tennessee	12	1832	2751	844	4583	5.4	34	381.9
Ole Miss	12	1834	2956	765	4790	6.3	45	399.2
Vanderbilt	12	2316	2715	868	5031	5.8	43	419.2

Rushing Defense

Name	G	Att	Yds	Avg	TD	Yds/G
South Carolina	13	422	1356	3.2	12	104.3
Auburn	13	416	1452	3.5	16	111.7
Mississippi State	12	410	1460	3.6	11	121.7
Alabama	12	407	1480	3.6	6	123.3
Florida	12	445	1559	3.5	12	129.9
LSU	12	449	1630	3.6	15	135.8
Georgia	12	481	1790	3.7	22	149.2
Tennessee	12	445	1832	4.1	21	152.7
Ole Miss	12	413	1834	4.4	21	152.8
Arkansas	12	477	1889	4.0	19	157.4
Kentucky	12	455	2041	4.5	28	170.1
Vanderbilt	12	519	2316	4.5	25	193.0

Pass Defense

Name	G	Att	Cmp	Int	Pct.	Yds	Avg	TD	Yds/G
LSU	12	308	173	16	56.2	1990	6.5	12	165.8
Alabama	12	338	178	21	52.7	2072	6.1	11	172.7
Florida	12	331	183	17	55.3	2076	6.3	16	173.0
Arkansas	12	315	173	11	54.9	2188	6.9	11	182.3
Kentucky	12	300	163	8	54.3	2206	7.4	13	183.8
Georgia	12	287	158	14	55.1	2240	7.8	15	186.7
Vanderbilt	12	349	221	9	63.3	2715	7.8	18	226.2
Tennessee	12	399	229	17	57.4	2751	6.9	13	229.2
Mississippi State	12	405	231	12	57.0	2837	7.0	17	236.4
Ole Miss	12	352	216	6	61.4	2956	8.4	24	246.3
Auburn	13	474	297	10	62.7	3256	6.9	23	250.5
South Carolina	13	439	277	9	63.1	3297	7.5	22	253.6



SEC Individual Statistics



Rushing Yards Per Game

Player	Team	Cl	G	Att	Yds	Avg	TD	Long	Yds/G
Cam Newton	AU	JR	13	242	1409	5.8	20	71	108.4
Marcus Lattimore	SC	FR	12	248	1198	4.8	17	58	99.8
Knile Davis	AR	SO	12	178	1183	6.6	13	71	98.6
Stevan Ridley	LS	JR	12	225	1042	4.6	14	65	86.8
T. Poole	UT	JR	12	193	994	5.2	11	59	82.8
Mark Ingram	UA	JR	10	146	816	5.6	11	54	81.6
Brandon Bolden	UM	JR	12	163	976	6.0	14	71	81.3
Vick Ballard	MS	JR	11	166	892	5.4	16	75	81.1
Michael Dyer	AU	FR	13	160	950	5.9	5	38	73.1
Washaun Ealey	UG	SO	11	141	751	5.3	11	58	68.3

Passing Yards Per Game

Player	Team	Cl	G	Att	Cmp	Int	Pct.	Yds	TD	Avg/G
Ryan Mallett	AR	JR	12	364	242	11	66.5	3592	30	299.3
Mike Hartline	UK	SR	12	405	268	9	66.2	3178	23	264.8
Aaron Murray	UG	FR	12	304	188	6	61.8	2851	24	237.6
Greg McElroy	UA	SR	12	296	209	5	70.6	2767	19	230.6
Stephen Garcia	SC	JR	13	315	205	11	65.1	2816	20	216.6
Cam Newton	AU	JR	13	246	165	6	67.1	2589	28	199.2
Jeremiah Masoli	UM	SR	12	296	167	13	56.4	2039	14	169.9
John Brantley	UF	JR	12	316	194	9	61.4	2020	9	168.3
M. Simms	UT	JR	11	195	113	5	57.9	1460	8	132.7
Chris Relf	MS	JR	12	197	111	5	56.3	1508	10	125.7

Receiving Yards Per Game

Player	Team	Cl	G	Rec	Yds	TD	Long	Avg/C	Yds/G
Alshon Jeffery	SC	SO	13	79	1387	9	72	17.6	106.7
Julio Jones	UA	JR	12	75	1084	7	68	14.5	90.3
Randall Cobb	UK	JR	12	79	955	7	48	12.1	79.6
D. Moore	UT	SR	12	43	912	9	64	21.2	76.0
Chris Matthews	UK	SR	12	57	897	9	55	15.7	74.8
Darvin Adams	AU	JR	13	48	909	7	62	18.9	69.9
Joe Adams	AR	JR	11	41	693	5	85	16.9	63.0
Kris Durham	UG	SR	10	29	612	3	66	21.1	61.2
Jarius Wright	AR	JR	12	38	718	4	89	18.9	59.8
G. Jones	UT	SR	9	46	507	3	37	11.0	56.3

All-Purpose Offense

Player	Team	Cl	G	Rush	Rcv	PR	KR	Yds	Avg/G
Randall Cobb	UK	JR	12	401	955	201	635	2192	182.7
Trent Richardson	UA	SO	10	658	254	0	616	1528	152.8
Marcus Lattimore	SC	FR	12	1198	364	0	0	1562	130.2
Patrick Peterson	LS	JR	12	0	0	418	851	1403	116.9
Julio Jones	UA	JR	12	99	1084	44	129	1356	113.0
Cam Newton	AU	JR	13	1409	42	0	0	1451	111.6
Brandon Bolden	UM	JR	12	976	344	0	0	1320	110.0
Knile Davis	AR	SO	12	1183	128	0	0	1311	109.2
Mark Ingram	UA	JR	10	816	252	0	19	1087	108.7
Alshon Jeffery	SC	SO	13	0	1387	0	0	1387	106.7

Total Offense

Player	Team	Cl	G	Rush	Pass	Plays	Total	Yds/G
Cam Newton	AU	JR	13	1409	2589	488	3998	307.5
Ryan Mallett	AR	JR	12	-46	3592	404	3546	295.5
Mike Hartline	UK	SR	12	-35	3178	437	3143	261.9
Aaron Murray	UG	FR	12	163	2851	379	3014	251.2
Stephen Garcia	SC	JR	13	208	2816	412	3024	232.6
Greg McElroy	UA	SR	12	-16	2767	355	2751	229.2
Jeremiah Masoli	UM	SR	12	544	2039	417	2583	215.2
Chris Relf	MS	JR	12	683	1508	376	2191	182.6
John Brantley	UF	JR	12	-107	2020	367	1913	159.4
Larry Smith	VU	JR	11	248	1262	352	1510	137.3

Passing Efficiency

Player	Team	Cl	G	Att	Cmp	Int	Pct.	Yds	TD	Eff.
Cam Newton	AU	JR	13	246	165	6	67.1	2589	28	188.2
Ryan Mallett	AR	JR	12	364	242	11	66.5	3592	30	170.5
Greg McElroy	UA	SR	12	296	209	5	70.6	2767	19	166.9
Aaron Murray	UG	FR	12	304	188	6	61.8	2851	24	162.7
Stephen Garcia	SC	JR	13	315	205	11	65.1	2816	20	154.1
Mike Hartline	UK	SR	12	405	268	9	66.2	3178	23	146.4
Chris Relf	MS	JR	12	197	111	5	56.3	1508	10	132.3
M. Simms	UT	JR	11	195	113	5	57.9	1460	8	129.3
Jeremiah Masoli	UM	SR	12	296	167	13	56.4	2039	14	121.1
John Brantley	UF	JR	12	316	194	9	61.4	2020	9	118.8

Scoring

Player	Team	Cl	G	TD	XPT	FG	2XP	Pts	Pts/G
Cam Newton	AU	JR	13	21	0	0	0	126	9.7
Marcus Lattimore	SC	FR	12	19	0	0	0	114	9.5
Vick Ballard	MS	JR	11	17	0	0	0	102	9.3
Josh Jasper	LS	SR	12	0	31	26	0	109	9.1
Wes Byrum	AU	SR	13	0	70	15	0	115	8.8
Brandon Bolden	UM	JR	12	17	0	0	0	102	8.5
Blair Walsh	UG	JR	12	0	46	18	0	100	8.3
Zach Hocker	AR	FR	12	0	55	13	0	94	7.8
Bryson Rose	UM	SO	12	0	43	16	0	91	7.6
Spencer Lanning	SC	SR	13	0	49	16	0	97	7.5

Punting

Player	Team	Cl	G	Punts	Yds	Long	Avg
Chaz Henry	UF	SR	12	44	2042	75	46.4
Tyler Campbell	UM	SO	12	60	2782	69	46.4
Derek Helton	LS	SR	11	33	1497	82	45.4
Drew Butler	UG	JR	12	45	2012	59	44.7
Spencer Lanning	SC	SR	13	52	2296	58	44.2
Ryan Tydlacka	UK	JR	12	46	2009	73	43.7
Dylan Breeding	AR	SO	12	45	1906	60	42.4
C. Cunningham	UT	SR	12	58	2443	56	42.1
Richard Kent	VU	SO	12	84	3511	61	41.8
Heath Hutchins	MS	SR	12	57	2356	63	41.3

Punt Returns

Player	Team	Cl	G	Ret	Yds	TD	Long	Avg
Joe Adams	AR	JR	11	14	251	1	97	17.9
Patrick Peterson	LS	JR	12	26	418	2	87	16.1
Jesse Grandy	UM	SO	12	15	220	1	73	14.7
Marquis Maze	UA	JR	12	18	245	0	37	13.6
Chad Bumphis	MS	SO	12	16	137	0	35	8.6
Ja. Jenkins	UF	JR	12	18	150	0	33	8.3
John Cole	VU	SO	12	18	143	0	54	7.9
Randall Cobb	UK	JR	12	26	201	1	50	7.7
Quindarius Carr	AU	JR	13	19	108	0	18	5.7

Kickoff Returns

Player	Team	Cl	G	Ret	Yds	TD	Long	Avg
A. Debose	UF	FR	9	19	564	2	99	29.7
Patrick Peterson	LS	JR	12	29	851	0	55	29.3
Trent Richardson	UA	SO	10	23	616	1	91	26.8
Cliff Coleman	UM	FR	10	13	348	0	41	26.8
Brandon Boykin	UG	JR	12	31	787	1	100	25.4
Demond Washington	AU	SR	13	41	1025	1	95	25.0
Randall Cobb	UK	JR	12	27	635	0	36	23.5
Jesse Grandy	UM	SO	12	30	627	0	51	20.9
Bryce Sherman	SC	SO	13	33	675	0	37	20.5
Eric Samuels	VU	SO	12	27	549	0	46	20.3



BOWL HISTORY



Auburn Bowl History



All-Time Bowl Appearances*

School	Appearances
1. Alabama	57
2. Tennessee	49
Texas	49
4. Southern Cal	48
5. Nebraska	47
6. Georgia	46
7. Oklahoma	44
8. Penn State	43
9. LSU	42
Ohio State	42
11. Michigan	40
12. Georgia Tech	39
Florida State	39
14. Arkansas	38
Florida	38
16. Auburn	36
17. Miami (Fla.)	34
Texas Tech	34
19. Ole Miss	33
Clemson	33

* includes 2009-10 bowl games

All-Time Bowl Wins

School	Wins
1. Alabama	32
Southern Cal	32
3. Penn State	27
4. Georgia	26
5. Oklahoma	25
Tennessee	25
Texas	25
8. Nebraska	24
9. Florida State	22
Georgia Tech	22
11. LSU	21
Ole Miss	21
13. Auburn	20
14. Michigan	19
Ohio State	19
16. Florida	18
Miami (Fla.)	18
18. Clemson	16
19. Notre Dame	14
UCLA	14
Washington	14

Auburn in Bowl Games (20-13-2)

Season	Bowl	Opponent	Score	W-L-T	AU Coach	Date
1936	Bacardi	Villanova	7-7	T	Jack Meagher	1/1/37
1937	Orange	Michigan State	6-0	W	Jack Meagher	1/1/38
1953	Gator	Texas Tech	13-35	L	Shug Jordan	1/1/54
1954	Gator	Baylor	33-13	W	Shug Jordan	12/31/54
1955	Gator	Vanderbilt	13-25	L	Shug Jordan	12/31/55
1963	Orange	Nebraska	7-13	L	Shug Jordan	1/1/64
1965	Liberty	Ole Miss	7-13	L	Shug Jordan	12/18/65
1968	Sun	Arizona	34-10	W	Shug Jordan	12/28/68
1969	Astro-Bluebonnet	Houston	7-36	L	Shug Jordan	12/31/69
1970	Gator	Ole Miss	35-28	W	Shug Jordan	1/2/71
1971	Sugar	Oklahoma	22-40	L	Shug Jordan	1/1/72
1972	Gator	Colorado	24-3	W	Shug Jordan	12/30/72
1973	Sun	Missouri	17-34	L	Shug Jordan	12/29/73
1974	Gator	Texas	27-3	W	Shug Jordan	12/30/74
1982	Tangerine	Boston College	33-26	W	Pat Dye	12/18/82
1983	Sugar	Michigan	9-7	W	Pat Dye	1/2/84
1984	Liberty	Arkansas	21-15	W	Pat Dye	12/27/84
1985	Cotton	Texas A&M	16-36	L	Pat Dye	1/1/86
1986	Citrus	Southern Cal	16-7	W	Pat Dye	1/1/87
1987	Sugar	Syracuse	16-16	T	Pat Dye	1/1/88
1988	Sugar	Florida State	7-13	L	Pat Dye	1/2/89
1989	Hall of Fame	Ohio State	31-14	W	Pat Dye	1/1/90
1990	Peach	Indiana	27-23	W	Pat Dye	12/29/90
1995	Outback	Penn State	13-43	L	Terry Bowden	1/1/96
1996	Independence	Army	32-29	W	Terry Bowden	12/31/96
1997	Peach	Clemson	21-17	W	Terry Bowden	1/2/98
2000	Citrus	Michigan	28-31	L	Tommy Tuberville	1/1/01
2001	Peach	North Carolina	10-16	L	Tommy Tuberville	12/31/01
2002	Capital One	Penn State	13-9	W	Tommy Tuberville	1/1/03
2003	Music City	Wisconsin	28-14	W	Tommy Tuberville	12/31/03
2004	Sugar	Virginia Tech	16-13	W	Tommy Tuberville	1/3/05
2005	Capital One	Wisconsin	10-24	L	Tommy Tuberville	1/2/06
2006	Cotton	Nebraska	17-14	W	Tommy Tuberville	1/1/07
2007	Chick-fil-A	Clemson	23-20 [OT]	W	Tommy Tuberville	12/31/07
2009	Outback	Northwestern	38-35 [OT]	W	Gene Chizik	1/1/10






Auburn Bowl History



Auburn's Bowl Series Record

Bowl	Appearances	W-L-T	Pct.	Seasons
Gator	.6	4-2	.667	1954-54-55-71-72-74
Sugar	.5	2-2-1	.500	1972-84-88-89-04
Capital One (Citrus/Tangerine)	.5	3-2	.600	1982-87-00-02-05
Chick-fil-A (Peach)	.4	3-1	.750	1990-97-01-07
Outback (Hall of Fame)	.3	2-1	.667	1990-95-09
Cotton	.2	1-1	.500	1986-06
Sun	.2	1-1	.500	1968-73
Orange	.2	1-1	.500	1938-64
Liberty	.2	1-1	.500	1965-84
Music City	.1	1-0	1.000	2003
Independence	.1	1-0	1.000	1996
Bacardi	.1	0-0-1	.500	1937
Astro-Bluebonnet	.1	0-1	.000	1969
TOTALS	.35	20-13-2	.600	



Bo Jackson - 1984 Sugar Bowl MVP; 1984 Liberty Bowl MVP; 1986 Cotton Bowl MVP

Auburn's Bowl MVPs

Citrus Bowl/Capital One Bowl MVP

- 1982 Randy Campbell
- 1987 Aundray Bruce
- 2001 Ben Leard (offense)
Javor Mills (defense)
- 2003 Ronnie Brown (MVP)
Dontarrious Thomas (defense)

Cotton Bowl MVP

- 1986 Bo Jackson
- 2007 Courtney Taylor (offense)
Will Herring (defense)

Gator Bowl MVP

- 1954 Vince Dooley
- 1954 Joe Childress
- 1955 Joe Childress
- 1971 Pat Sullivan
- 1972 Wade Whatley
- 1974 Phil Gargis

Independence Bowl MVP

- 1996 Dameyune Craig (offense)
Ricky Neal (co-defense)
Takeo Spikes (co-defense)

Liberty Bowl MVP

- 1965 Tom Bryan
- 1984 Bo Jackson

Music City Bowl MVP

- 2003 Jason Campbell

Outback Bowl MVP

- 1990 Reggie Slack
- 2010 Darvin Adams

Peach Bowl MVP

- 1990 Stan White (offense)
Darrel Crawford (defense)
- 1998 Dameyune Craig (offense)
Takeo Spikes (defense)
- 2007 Pat Sims

Sugar Bowl MVP

- 1984 Bo Jackson
- 2005 Jason Campbell

Sun Bowl MVP

- 1968 Buddy McClinton (defense)
David Campbell (offense)



Jason Campbell - 2003 Music City Bowl MVP; 2005 Sugar Bowl MVP



Auburn Bowl Records



Auburn Individual Records

RUSHING ATTEMPTS

- 37 Ronnie Brown vs. Penn State, 2003 Capital One
- 31 Bo Jackson vs. Texas A&M, 1986 Cotton
- 28 Brent Fullwood vs. USC, 1987 Citrus
- 25 Rudi Johnson vs. Michigan, 2001 Citrus
- 24 Kenny Irons vs. Nebraska, 2007 Cotton
- 22 Bo Jackson vs. Michigan, 1984 Sugar
- 22 Kenny Irons vs. Wisconsin, 2006 Capital One

RUSHING YARDS

- 184 Ronnie Brown vs. Penn State (37 carries, 1 TD), 2003 Capital One
- 152 Brent Fullwood vs. USC (28 carries, 1 TD), 1987 Citrus
- 134 Joe Childress vs. Baylor (20 carries, 2 TD), 1954 Gator
- 130 Bo Jackson vs. Michigan (22 carries), 1984 Sugar
- 129 Bo Jackson vs. Texas A&M (31 carries, 1 TD), 1986 Cotton
- 119 Stephen Davis vs. Penn State (12 carries), 1996 Outback
- 111 Tom Bryan vs. Ole Miss (19 carries, 1 TD), 1965 Liberty
- 108 Ben Tate vs. Northwestern (20 carries, 2 TD), 2010 Outback

MOST RUSHING TOUCHDOWNS

- 2 Ben Tate vs. Northwestern, 2010 Outback
- 2 Ronnie Brown vs. Wisconsin, 2003 Music City
- 2 Carnell Williams vs. Wisconsin, 2003 Music City
- 2 Ronnie Brown vs. Penn State, 2002 Capital One
- 2 Stan White vs. Indiana, 1990 Peach
- 2 Bo Jackson vs. Arkansas, 1984 Liberty
- 2 Bo Jackson vs. Boston College, 1982 Tangerine
- 2 Joe Childress vs. Baylor, 1954 Gator

PASS ATTEMPTS

- 48 Stan White vs. Indiana, 1990 Peach
- 48 Pat Sullivan vs. Oklahoma, 1972 Sugar
- 48 Dameyune Craig vs. Clemson, 1998 Peach
- 48 Pat Sullivan vs. Ole Miss, 1971 Gator
- 42 Dameyune Craig vs. Army, 1996 Independence

PASS COMPLETIONS

- 31 Stan White vs. Indiana, 1990 Peach
- 28 Ben Leard vs. Michigan, 2001 Citrus
- 27 Pat Sullivan vs. Ole Miss, 1971 Gator
- 25 Brandon Cox vs. Clemson, 2007 Chick-fil-A
- 24 Jeff Burger vs. Syracuse, 1988 Sugar
- 24 Dameyune Craig vs. Army, 1996 Independence

PASSING YARDS

- 394 Ben Leard vs. Michigan (28-37-2, 3 TD), 2001 Citrus
- 370 Dameyune Craig vs. Army (24-42-1, 2 TD), 1996 Independence
- 351 Stan White vs. Indiana (31-48-0, 1 TD), 1990 Peach
- 351 Pat Sullivan vs. Ole Miss (27-43-1, 2 TD), 1971 Gator
- 259 Dameyune Craig vs. Clemson (15-44-0), 1998 Peach

MOST TOUCHDOWN PASSES

- 3 Ben Leard vs. Michigan, 2001 Citrus
- 3 Reggie Slack vs. Ohio State, 1990 Hall of Fame
- 2 Dameyune Craig vs. Army, 1996 Independence
- 2 Loran Carter vs. Arizona, 1968 Sun
- 2 Pat Sullivan vs. Ole Miss, 1971 Gator
- 2 Phil Gargis vs. Missouri, 1973 Sun
- 2 Phil Gargis vs. Texas, 1974 Gator

RECEPTIONS

- 12 Darvin Adams vs. Northwestern (142 yards), 2010 Outback
- 10 Willie Gosha vs. Army (132 yards, 1 TD), 1996 Independence
- 9 Victor Hall vs. Indiana (74 yards), 1990 Peach
- 8 Terry Beasley vs. Ole Miss (143 yards, 1 TD), 1971 Gator
- 7 Ronney Daniels vs. Michigan (98 yards, 1TD), 2001 Citrus
- 7 Herbert Casey vs. Indiana (159 yards), 1990 Peach
- 7 Stacy Danley vs. Syracuse (34 yards), 1988 Sugar

RECEIVING YARDS

- 159 Herbert Casey vs. Indiana, 1990 Peach
- 143 Terry Beasley vs. Ole Miss, 1971 Gator
- 142 Darvin Adams vs. Northwestern, 2010 Outback
- 132 Willie Gosha vs. Army, 1996 Independence
- 125 Lawyer Tillman vs. Syracuse, 1988 Sugar
- 119 Karsten Bailey vs. Clemson, 1998 Peach

RECEIVING TOUCHDOWNS

- 2 Thom Gossom vs. Missouri, 1973 Sun
- 2 Ed Butler vs. Texas, 1974 Gator
- 2 Greg Taylor vs. Ohio State, 1990 Hall of Fame

SCORING

- 15 Joe Childress vs. Baylor (2 TDs, 3 PATs), 1954 Gator
- 12 Ben Tate vs. Northwestern (2 TDs), 2010 Outback
- 12 Carl Stewart vs. Nebraska (2 TDs), 2007 Cotton
- 12 Ronnie Brown vs. Wisconsin (2 TDs), 2003 Music City
- 12 Carnell Williams vs. Wisconsin (2 TDs), 2003 Music City
- 12 Ronnie Brown vs. Penn State (2 TDs), 2003 Capital One
- 12 Stan White vs. Indiana (2 TDs), 1990 Peach
- 12 Greg Taylor vs. Ohio State (2 TDs), 1990 Hall of Fame
- 12 Ed Butler vs. Texas (2 TDs), 1974 Gator
- 12 Thom Gossom vs. Missouri (2 TDs), 1973 Sun

LONGEST FIELD GOAL

- 52 Jaret Holmes vs. Clemson, 1998 Peach
- 52 John Riley vs. Arizona, 1968 Sun

LONGEST TOUCHDOWN RUNS

- 44 Tom Bryan vs. Ole Miss, 1965 Liberty
- 43 Fob James vs. Baylor, 1954 Gator
- 40 Billy Hitchcock vs. Villanova, 1937 Bicardi
- 39 Bo Jackson vs. Arkansas, 1984 Liberty
- 37 Pat Sullivan vs. Ole Miss, 1971 Gator

LONGEST TOUCHDOWN PASSES

- 73 Pat Washington to Bo Jackson vs. Texas A&M, 1986 Cotton
- 65 Loran Carter to Mickey Zofko vs. Arizona, 1968 Sun
- 46 Chris Todd to Quindarius Carr vs. Northwestern, 2010 Outback
- 43 Loran Carter to Tim Christian vs. Arizona, 1968 Sun
- 38 Howell Tubbs to Fob James vs. Vanderbilt, 1955 Gator

LONGEST INTERCEPTION RETURN FOR A TOUCHDOWN

- 100 Walter McFadden vs. Northwestern, 2010 Outback
- 35 Kevin Porter vs. Arkansas, 1984 Liberty
- 32 Buddy McClinton vs. Arizona, 1968 Sun

MOST INTERCEPTIONS

- 3 Buddy McClinton vs. Arizona, 1968 Sun
- 2 Walter McFadden vs. Northwestern, 2010 Outback
- 2 T'Sharvan Bell vs. Northwestern, 2010 Outback



Auburn Bowl Records



Auburn Team Records

SCORING

Most Auburn Points — 38 vs. Northwestern, 2010 Outback
 Most Opponent Points — 43 by Penn State, 1996 Outback
 Most Points, Both Teams — 73 (AU 38, Northwestern 35), 2010 Outback
 Fewest Points, Both Teams — 6 (AU 6, Mich. State 0), 1938 Orange
 Largest Margin of Victory, Auburn — 24 points (AU 34, Arizona 10), 1968 Sun
 Largest Margin of Defeat, Auburn — 29 points (Houston 36, AU 7), 1969 Astro-Bluebonnet; (Penn State 42, AU 13), 1996 Outback

FIRST DOWNS

Most by Auburn — 27 vs. Army, 1996 Independence
 27 vs. Boston College, 1982 Tangerine
 Most by Opponent — 33 by Northwestern, 2010 Outback
 Fewest by Auburn — 9 vs. Villanova, 1937 Bacardi
 Fewest by Opponent — 2 by Michigan State, 1938 Orange

RUSHING

Most Yards, Auburn — 423 vs. Baylor, 1954 Gator
 Most Yards, Opponents — 439 by Oklahoma, 1972 Sugar
 Fewest Yards, Auburn — 1 vs. Houston, 1969 Astro-Bluebonnet
 Fewest Yards, Opponent — 32 by Michigan State, 1938 Orange

PASSING

Most Yards, Auburn — 394 vs. Michigan, 2001 Citrus
 Most Yards, Opponent — 532 by Northwestern, 2010 Outback
 Fewest Yards, Auburn — 21 vs. Michigan, 1984 Sugar
 Fewest Yards, Opponent — 11 by Oklahoma, 1972 Sugar
 Most Attempted, Auburn — 48 vs. Indiana, 1990 Peach
 Most Attempted, Opponent — 78 by Northwestern, 2010 Outback
 Fewest Attempted, Auburn — 6 vs. Michigan, 1984 Sugar
 Fewest Attempted, Opponent — 4 by Oklahoma, 1972 Sugar
 Most Completed, Auburn — 31 vs. Indiana, 1990 Peach
 Most Completed, Opponent — 47 by Northwestern, 2010 Outback
 Fewest Completed, Auburn — 2 vs. Villanova, 1937 Bacardi;
 2 vs. Michigan, 1984 Sugar
 Fewest Completed, Opponent — 1 by Oklahoma, 1972 Sugar
 Best Completion Percentage, Auburn (min. 10 att.) — .757 (28-37) vs. Michigan, 2001 Citrus
 Best Completion Percentage, Opponent (min. 10 att.) — .714 (15-21) by Michigan, 2001 Citrus
 Worst Completion Percentage, Auburn — .167 (2-12) vs. Villanova, 1937 Bacardi
 Worst Completion Percentage, Opponent — .167 (2-23) by Michigan State, 1938 Orange

TOTAL OFFENSE

Most Yards, Auburn — 559 vs. Ole Miss, 1971 Gator
 Most Yards, Opponent — 621 by Northwestern, 2010 Outback
 Fewest Yards, Auburn — 178 vs. Nebraska, 2007 Cotton
 Fewest Yards, Opponent — 57 by Michigan State, 1938 Orange

TOTAL OFFENSE, BOTH TEAMS

Most Yards — 1,046 in 2010 Outback (Auburn 425, Northwestern 621)
 Fewest Yards — 334 in 1937 Bacardi (Auburn 181, Villanova 153)

PUNTING

Best Avg., Auburn — 49.3 (9 punts) vs. North Carolina, 2001 Peach
 Best Avg., Opponent — 47.3 (6 punts) by Ole Miss, 1971 Gator

Worst Avg., Auburn — 23.0 (3 punts) vs. Indiana, 1990 Peach
 Worst Avg., Opponent — 28.8 (4 punts) by Texas, 1974 Gator
 Most Punts, Auburn — 10 vs. Michigan State, 1938 Orange
 Most Punts, Opponent — 12 by Michigan State, 1938 Orange
 Fewest Punts, Auburn — 2 vs. Army, 1996 Independence;
 2 vs. Boston College, 1982 Tangerine; 2 vs. Texas, 1974 Gator;
 2 vs. Baylor, 1954 Gator
 Fewest Punts, Opponent — 2 by Houston, 1969 Astro-Bluebonnet

FUMBLES

Most, Auburn — 7 vs. Texas 1974 Gator
 Most, Opponent — 5 by Texas, 1974 Gator
 Most Lost, Auburn — 5 vs. Texas, 1974 Gator
 5 vs. Vanderbilt, 1955 Gator
 Most Lost, Opponent — 4 by Texas, 1974 Gator

PENALTY YARDS

Most, Auburn — 84 vs. Southern Cal, 1987 Citrus; 84 vs. Penn State, 2002 Capital One
 Most, Opponent — 83 by Texas Tech, 1954 Gator



Walter McFadden set an Auburn record with a 100-yard interception return vs. Northwestern, one of two interceptions he had during the game.



Auburn Bowl Records



Opponents Individual Records

RUSHING ATTEMPTS

- 34 Jim Strong, Houston, 1969 Astro-Bluebonnet
- 32 Anthony Thomas, Michigan, 2001 Capital One
- 30 Brian Calhoun, Wisconsin, 2006 Capital One
- 30 Jack Mildren, Oklahoma, 1972 Sugar
- 27 Ray Bybee, Missouri, 1973 Sun
- 25 Marlon Lucky, Nebraska, 2007 Cotton
- 24 Sammie Smith, Florida State, 1989 Sugar

RUSHING YARDS

- 213 Brian Calhoun, Wisconsin, 2006 Capital One
- 184 Jim Strong, Houston, 1969 Astro-Bluebonnet
- 182 Anthony Thomas, Michigan, 2001 Capital One
- 149 Jack Mildren, Oklahoma, 1972 Sugar
- 141 Bobby Cavazos, Texas Tech, 1954 Gator
- 131 Willie Parker, North Carolina, 2001 Chick-fil-A Peach

MOST RUSHING TOUCHDOWNS

- 3 Trent Green, Indiana, 1990 Peach
- 3 Jack Mildren, Oklahoma, 1972 Sugar
- 2 Anthony Thomas, Michigan, 2001 Capital One
- 2 Bobby Williams, Army, 1996 Independence
- 2 Jim Strong, Houston, 1969 Astro-Bluebonnet
- 2 Bobby Cavazos, Texas Tech, 1954 Gator

PASS ATTEMPTS

- 78 Mike Kafka, Northwestern, 2010 Outback
- 38 Bryan Randall, Virginia Tech, 2005 Sugar
- 38 Doug Flutie, Boston College, 1982 Tangerine
- 34 Brad Taylor, Arkansas, 1984 Liberty
- 33 Cullen Harper, Clemson, 2007 Chick-fil-A
- 31 Greg Frey, Ohio State, 1990 Hall of Fame
- 30 Rodney Peete, Southern California, 1987 Citrus

PASS COMPLETIONS

- 47 Mike Kafka, Northwestern, 2010 Outback
- 22 Doug Flutie, Boston College, 1982 Tangerine
- 21 Bryan Randall, Virginia Tech, 2005 Sugar
- 19 Archie Manning, Ole Miss, 1971 Gator
- 18 Brad Taylor, Arkansas, 1984 Liberty
- 17 Ken Johnson, Colorado, 1972 Gator

PASSING YARDS

- 532 Mike Kafka, Northwestern, 2010 Outback
- 301 John Stocco, Wisconsin, 2006 Capital One
- 299 Bryan Randall, Virginia Tech, 2005 Sugar
- 299 Doug Flutie, Boston College, 1982 Tangerine
- 294 Drew Henson, Michigan, 2001 Capital One Florida Citrus
- 292 Kevin Murray, Texas A&M, 1986 Cotton

MOST TOUCHDOWN PASSES

- 4 Mike Kafka, Northwestern, 2010 Outback
- 4 Wally Richardson, Penn State, 1996 Outback
- 2 Bryan Randall, Virginia Tech, 2005 Sugar
- 2 John Stocco, Wisconsin, 2006 Capital One
- 2 Drew Henson, Michigan, 2001 Capital One Florida Citrus
- 2 Doug Flutie, Boston College, 1982 Tangerine
- 2 Ray Smith, Missouri, 1973 Sun
- 2 Jack Kirkpatrick, Texas Tech, 1954 Gator

RECEPTIONS

- 12 Zeke Markshausen, Northwestern, 2010 Outback
- 10 Sidney Stewart, Northwestern, 2010 Outback
- 10 Bobby Joe Edmonds, Arkansas, 1984 Liberty
- 9 Drake Dunsmore, Northwestern, 2010 Outback
- 9 Jim Poole, Ole Miss, 1971 Gator
- 8 Andrew Brewer, Northwestern, 2010 Outback

RECEIVING YARDS

- 173 Brandon Williams, Wisconsin, 2006 Capital One
- 149 Brian Brennan, Boston College, 1982 Tangerine
- 136 David Terrell, Michigan, 2001 Capital One Florida Citrus
- 133 Andrew Brewer, Northwestern, 2010 Outback
- 126 Josh Morgan, Virginia Tech, 2005 Sugar
- 120 Drake Dunsmore, Northwestern, 2010 Outback
- 113 Bobby Engram, Penn State, 1996 Outback
- 111 Jim Poole, Ole Miss, 1971 Gator
- 108 Rod Bernstine, Texas A&M, 1986 Cotton
- 103 Jeff Graham, Ohio State, 1990 Hall of Fame
- 100 Marquise Walker, Michigan, 2001 Capital One Florida Citrus

RECEIVING TOUCHDOWNS

- 2 Andrew Brewer, Northwestern, 2010 Outback
- 2 Josh Morgan, Virginia Tech, 2005 Sugar
- 2 Bobby Engram, Penn State, 1996 Outback
- 2 John Kelsey, Missouri, 1973 Sun

SCORING

- 18 Trent Green, Indiana (3 TDs), 1990 Peach
- 18 Jack Mildren, Oklahoma (3 TDs), 1972 Sugar
- 18 Bobby Cavazos, Texas Tech (3 TDs), 1954 Gator
- 14 Bobby Williams, Army (2 TDs, 2 point conversion), 1996 Independence
- 13 Brett Conway, Penn State (3 FGs, 4 PATs), 1996 Outback

LONGEST FIELD GOAL

- 53 John Carroll, Oklahoma, 1972 Sugar
- 48 David Richardson, Clemson, 1998 Chick-fil-A Peach
- 42 Scott Bonnell, Indiana, 1990 Peach
- 42 Johnny Keyes, Ole Miss, 1965 Liberty

LONGEST TOUCHDOWN RUNS

- 83 C.J. Spiller, Clemson, 2007 Chick-fil-A
- 68 Dennis Claridge, Nebraska, 1964 Orange
- 62 Ronald Curry, North Carolina, 2001 Chick-fil-A Peach
- 59 Bobby Cavazos, Texas Tech, 1954 Gator
- 38 L.G. Dupre, Baylor, 1954 Gator
- 33 Brian Calhoun, Wisconsin, 2006 Capital One

LONGEST TOUCHDOWN PASSES

- 80 Bryan Randall to Josh Morgan, Virginia Tech, 2005 Sugar
- 66 Mike Kafka to Drake Dunsmore, Northwestern, 2010 Outback
- 53 Jack Kirkpatrick to Paul Erwin, Texas Tech, 1954 Gator
- 39 Mike Kafka to Andrew Brewer, Northwestern, 2010 Outback
- 35 Mike Kafka to Andrew Brewer, Northwestern, 2010 Outback
- 35 Chuck Link to John Kelsey, Missouri, 1973 Sun
- 34 Archie Manning to Floyd Franks, Ole Miss, 1971 Gator
- 31 Drew Henson to David Terrell, Michigan, 2001 Capital One Florida Citrus

LONGEST INTERCEPTION RETURN FOR A TOUCHDOWN

- 24 Marcus Cotton, Southern California, 1987 Citrus Bowl



Auburn Individual Bowl Statistics



Rushing

Name	G	ATT	YDS	AVG	TD
Bo Jackson (1982-83-84-85)	4	85	411	4.84	5
Ronnie Brown (2001-02-03-04)	4	70	342	4.89	4
Stacy Danley (1987-88-89)	3	52	195	3.75	0
Joe Childress (1953-54-55)	3	35	192	5.49	2
Lionel James (1982-83)	2	35	184	5.26	0
Brent Fullwood (1983-84-85-86)	4	44	181	4.11	1
Ben Tate (2006-07-09)	3	39	178	4.56	3
Tommie Agee (1983-84-85-86)	4	27	165	6.11	0
Kenny Irons (2005-06)	2	46	160	3.48	0
Rusty Williams (1996-97)	2	30	143	4.77	2
Fob James (1953-54-55)	3	21	142	6.76	1
Sedrick McIntyre (1973-74)	2	29	135	4.66	0
Dameyune Craig (1995-96-97)	3	33	134	4.06	2
Wallace Clark (1968, 1969, 1970)	3	25	131	5.24	0
Carnell Williams (2003-04)	2	37	129	3.49	2
Stephen Davis (1995)	1	12	119	9.92	0
James Joseph (1986-88-89-90)	4	23	116	5.04	0
Tom Bryan (1965)	1	19	111	5.84	1
Darrell Williams (1989-90)	2	22	98	4.45	0
Jimmy Sidle (1963)	1	25	96	3.84	1
Brad Lester (2005-07)	2	22	94	4.27	1
Rudi Johnson (2000)	1	25	85	3.40	1
Kodi Burns (2007-09)	2	18	85	4.72	2
Rusty Fuller (1972-73)	2	17	83	4.88	0
Mickey Zofko (1968-69-70)	3	32	80	2.50	1
Robert Freeman (1953-54)	2	12	80	6.67	1
Harry Unger (1970-71)	2	8	72	9.00	2
Jason Campbell (2001-02-03-04)	4	31	71	2.29	0
Mitzi Jackson (1974)	1	10	64	6.40	1
David Middleton (1953-54)	2	12	60	5.00	0
Greg Pratt (1982)	1	9	59	6.56	1
Phil Gargis (1973-74)	2	22	57	2.59	0
Vince Dooley (1953)	1	16	56	3.50	1
Reggie Ware (1984-85-86-87)	4	20	51	2.55	0
Terrell Zachery (2009)	1	1	50	50.00	0
Rick Neel (1973-74)	2	13	50	3.85	0
Dwight Hurston (1968)	1	14	49	3.50	0
Chris Linderman (1972-73)	2	18	46	2.56	0
Harold Morrow (1995)	1	10	39	3.90	0
Robert Duke (1953)	1	4	37	9.25	1
Vincent Harris (1986-87-88)	3	16	37	2.31	0
Collis Campbell (1982-83-84)	3	13	36	2.77	0
Robert Hoppe (1955)	1	6	33	5.50	0
Ray Minor (1953-54)	2	4	32	8.00	0
Terry Henley (1971-72)	2	23	32	1.39	0
Tim Jessie (1982-83-84-86)	4	13	32	2.46	0
Mario Fannin (2007-09)	2	8	32	4.00	0
Alan Evans (1982-83)	2	2	30	15.00	0
Mike Currier (1968)	1	11	29	2.64	0
Howell Tubbs (1955)	1	11	25	2.27	0
Kevin McLeod (1995-96-97)	3	4	25	6.25	1
Alex Smith (1989-90)	2	5	24	4.80	0
Chris Butler (2001)	1	8	22	2.75	0
Casinious Moore (2001)	1	5	21	4.20	0
Wade Whatley (1972-73)	2	18	21	1.17	1
Carl Hardy (1965)	1	5	18	3.60	0
Fred Beasley (1995-96-97)	3	15	18	1.20	0
Onterio McCalebb (2009)	1	6	18	3.00	0
Randy Campbell (1982-83)	2	9	17	1.89	0
Ron O'Neal (1981-82)	2	7	17	2.43	0
Charles Hataway (1953)	1	3	16	5.33	0
Heath Evans (2000)	1	3	16	5.33	0
Ken Burks (1974)	1	4	16	4.00	0
Tommy Lowry (1969-70-71)	3	7	16	2.29	0
Alex Bowden (1965)	1	16	15	0.94	0
Larry Rawson (1963)	1	4	14	3.50	0
Loran Carter (1968)	1	7	14	2.00	0

Richard Plagge (1965)	1	3	12	4.00	0
Rick Harbuck (1973-74)	2	3	12	4.00	0
Tre Smith (2002-03-05)	3	5	10	2.00	0
Scott Bolton (1986-87)	2	1	9	9.00	0
Tommy Traylor (1968-69)	2	5	9	1.80	1
Ben Obomanu (2002-03-04-05)	4	1	8	8.00	0
Larry Ellis (1968)	1	3	8	2.67	0
Alex Strong (1988-89)	2	2	7	3.50	0
Demontray Carter (1997)	1	4	7	1.75	0
Harry Ward (1973-74)	2	2	7	3.50	0
Jimmy Cook (1955)	1	2	6	3.00	0
Mickey Sutton (1963)	1	1	6	6.00	0
Alton Shell (1954-55)	2	2	5	2.50	0
Mike Henley (1974)	1	1	5	5.00	0
Alexander Wright (1986-87-88-89)	4	1	4	4.00	0
Clifton Robinson (2000)	1	1	4	4.00	0
Markeith Cooper (1996-97)	2	1	4	4.00	0
Mike Gates (1974)	1	1	4	4.00	0
Terry Beasley (1969-70-71)	3	1	4	4.00	0
Tony Richardson (1990)	1	3	4	1.33	0
Tucker Frederickson (1963)	1	3	4	1.33	0
Tyrone Goodson (1995-96-97)	3	0	4	0.00	0
Courtney Taylor (2006)	1	1	3	3.00	0
Terry Walker (1982)	1	1	3	3.00	0
Willie Howell (1982)	1	1	2	2.00	1
Carl Stewart (2006-07)	2	1	1	1.00	1
Kyle Collins (1983-84-85)	3	2	1	0.50	0
Brandon Johnson (2001-02-03)	3	1	0	0.00	0
Mac Crawford (1968-69)	2	2	0	0.00	0
Chris Vacarella (1974)	1	3	-2	-0.67	0
Mike Mann (1984)	1	1	-2	-2.00	0
Stan White (1990)	1	5	-2	-0.40	2
Doc Griffith (1963)	1	1	-3	-3.00	0
George Rose (1963)	1	1	-3	-3.00	0
Patrick Nix (1995)	1	3	-5	-1.67	0
Freddy Weygand (1984-85-87-88)	4	2	-6	-3.00	0
Tim Carter (2000-01)	2	3	-9	-3.00	0
Ben Leard (2000)	1	4	-11	-2.75	0
Chris Todd (2009)	1	4	-15	-3.75	0
Pat Washington (1984-85)	2	8	-19	-2.38	0
Reggie Slack (1988-89)	2	9	-23	-2.56	1
Pat Sullivan (1969-70-71)	3	18	-24	-1.33	1
Jeff Burger (1984-85-86-87)	4	9	-32	-3.56	0
Brandon Cox (2005-06-07)	3	13	-61	-4.69	0

***Missing 1936 Bacardi and 1937 Orange Bowls

Passing

Name	G	C-A-I	PCT	YDS	TD
Pat Sullivan (1969-70-71)	3	57-117-3	48.7	733	3
Dameyune Craig (1995-96-97)	3	42-94-1	44.6	675	2
Jason Campbell (2001-02-03-04)	4	43-73-4	58.9	479	1
Brandon Cox (2005-06-07)	3	50-93-2	53.7	459	2
Ben Leard (2000)	1	28-37-2	75.6	394	3
Stan White (1990)	1	31-48-0	64.5	351	1
Jeff Burger (1984-85-86-87)	4	37-63-5	58.7	333	2
Reggie Slack (1988-89)	2	35-55-5	63.6	303	4
Chris Todd (2009)	1	20-31-0	64.5	235	0
Randy Campbell (1982-83)	2	12-22-2	54.5	198	0
Phil Gargis (1973-74)	2	13-26-3	50.0	180	4
Pat Washington (1984-85)	2	7-19-0	36.8	166	1
Loran Carter (1968)	1	7-28-3	25.0	156	2
Jimmy Sidle (1963)	1	12-25-1	48.0	141	0
Alex Bowden (1965)	1	11-24-1	45.8	112	0
Howell Tubbs (1955)	1	4-9-0	44.4	101	1
Robert Freeman (1953-54)	2	5-14-2	35.7	76	1
Daniel Cobb (2001)	1	6-10-1	60.0	71	1
Duke Donaldson (1985-86-87-88)	4	1-1-0	100.0	58	0



Auburn Individual Bowl Statistics



Vince Dooley (1953)	1	4-8-1	50.0	49	0
Patrick Nix (1995)	1	5-25-2	20.0	48	1
Wade Whatley (1972-73)	2	3-6-0	50.0	42	0
Jimmy Cook (1955)	1	3-3-0	100.0	41	1
Mickey Zofko (1968-69-70)	3	1-1-0	100.0	36	1
Mike Fuller (1972-73-74)	3	1-1-0	100.0	22	1
Kodi Burns (2007-09)	2	1-6-2	16.7	22	1
Carnell Williams (2003-04)	2	1-1-0	100.0	19	0
Dave Beck (1970-71-72)	3	1-1-0	100.0	16	1
George Rose (1963)	1	2-2-0	100.0	16	0
Chris Vacarella (1974)	1	1-1-0	100.0	10	0
Frank McIntosh (1989)	1	0-1-0	0.0	0	0
Mike Mann (1984)	1	0-1-0	0.0	0	0
Rick Neel (1973-74)	2	0-1-0	0.0	0	0
Terry Beasley (1969-70-71)	3	0-1-0	0.0	0	0
Bill Burbank (1955)	1	0-0-0	0.0	0	0
Joe Davis (1953)	1	0-1-0	0.0	0	0

Devin Aromashodu (2002-03-04-05)	4	5	39	7.80	1
Howard Simpson (1963)	1	4	39	9.75	0
Robert Dunn (2007)	1	5	39	7.80	0
Dan Nugent (1972-1973-74)	3	3	38	12.67	1
George Rose (1963)	1	3	37	12.33	0
Brandon Johnson (2001-02-03)	3	4	36	9.00	0
James Joseph (1986-88-89-90)	4	5	36	7.20	0
Bucky Waid (1963)	1	2	34	17.00	0
Brad Lester (2005-07)	2	4	33	8.25	0
Jim Hall (1954-55)	2	1	33	33.00	0
Rusty Williams (1996-97)	2	1	33	33.00	0
Jeff Parks (1982-83-84-85)	4	2	32	16.00	0
Terry Henley (1971-72)	2	4	31	7.75	0
Tommy Lowry (1969-70-71)	3	2	31	15.50	0
Shayne Wasden (1988-89-90)	3	4	30	7.50	0
Lorenzo Diamond (2001-02)	2	3	28	9.33	1
Red Phillips (1955)	1	2	28	14.00	1
Sandy Cannon (1971-72)	2	2	28	14.00	1
Prechae Rodriguez (2006-07)	2	2	26	13.00	0
Melvin Hines (1990)	1	2	25	12.50	0
Freddie Hyatt (1965)	1	2	24	12.00	0
Kodi Burns (2007-09)	2	1	23	23.00	0
Kenny Irons (2005-06)	2	2	23	11.50	0
Tom Bryan (1965)	1	3	23	7.67	0
Dick Schmalz (1969-70-71)	3	2	22	11.00	0
Fred Baxter (1990)	1	4	22	5.50	0
Jim Ingle (1963)	1	2	22	11.00	0
Joe Childress (1953-54-55)	3	1	22	22.00	0
Ed Butler (1972-73-74)	3	2	21	10.50	2
Danny Fulford (1965)	1	2	19	9.50	0
Ben Tate (2006, 2007)	2	3	19	6.33	0
Jay Ratliff (2001, 2002, 2003, 2004)	4	1	18	18.00	0
Mark Currier (1968)	1	1	17	17.00	0
Robert Johnson (2002)	1	2	17	8.50	0
Casinious Moore (2001)	1	2	16	8.00	0
Jim Pyburn (1953, 1954)	2	1	16	16.00	0
Joe Walkins (2001)	1	2	16	8.00	0
Cole Bennett (2007)	1	2	16	8.00	0
Brent Fullwood (1983, 1984, 1985, 1986)	4	2	15	7.50	0
Don Lewis (1963, 1965)	2	2	15	7.50	0
Lionel James (1982, 1983)	2	1	15	15.00	0
Markeith Cooper (1996, 1997)	2	2	15	7.50	0
Rick Neel (1973, 1974)	2	1	15	15.00	0
Rudi Johnson (2000)	1	2	15	7.50	0
Scott Bolton (1986, 1987)	2	1	15	15.00	0
Duke Donaldson (1985, 1986, 1987, 1988)	4	4	14	3.50	0
Ed West (1982, 1983)	2	1	14	14.00	0
Montez Billings (2007)	1	1	13	13.00	0
Darrell Williams (1989, 1990)	2	2	12	6.00	0
Gabe McKenzie (2006)	1	1	12	12.00	0
Mike Gates (1972, 1973, 1974)	3	1	12	12.00	0
Tyronne Dillard (1995, 1996, 1997)	3	1	12	12.00	0
Vincent Harris (1986, 1987, 1988)	3	1	12	12.00	0
Tim Hawthorne (2007)	1	1	12	12.00	0
Alex Smith (1989, 1990)	2	1	11	11.00	1
Dale Overton (1988, 1989, 1990)	3	1	11	11.00	0
Terrell Zachery (2009)	1	1	11	11.00	0
Danny Arnold (1973, 1974)	2	1	10	10.00	0
Jimmy Sidle (1963)	1	1	10	10.00	0
Mike Henley (1974)	1	1	10	10.00	0
Carl Stewart (2006)	1	1	9	9.00	1
Tommie Agee (1983, 1984, 1985, 1986)	4	1	9	9.00	0
Errick Lowe (1995, 1996, 1997)	3	1	8	8.00	0
Jeremy Hand (1995, 1997)	2	1	8	8.00	0
Kyle Collins (1983, 1984, 1985)	3	1	8	8.00	0
Larry Ellis (1968)	1	1	7	7.00	0
Allen Giffin (1968)	1	1	5	5.00	0
Sedrick McIntyre (1973, 1974)	2	1	5	5.00	0
Tre Smith (2002, 2003, 2005)	3	1	5	5.00	0
Andy Fuller (1995)	1	1	4	4.00	0

***Missing 1936 Bacardi and 1937 Orange Bowls

Receiving

Name	G	NO	YDS	AVG	TD
Terry Beasley (1969-70-71)	3	20	336	16.80	1
Karsten Bailey (1995-96-97)	3	9	190	21.11	0
Courtney Taylor (2003-04-05-06)	4	14	184	13.14	1
Lawyer Tillman (1985-86-87-88)	4	11	182	16.55	1
Herbert Casey (1989-90)	2	9	174	19.33	1
Tyrone Goodson (1995-96-97)	3	7	149	21.29	1
Darvin Adams (2009)	1	12	142	11.83	0
Willie Gosha (1995-96)	2	11	137	12.45	1
Robert Baker (1995-96)	2	5	128	25.60	1
Bo Jackson (1982-83-84-85)	4	5	115	23.00	1
Alvin Bresler (1969-70)	2	4	102	25.50	1
Ronney Daniels (2000)	1	7	98	14.00	1
Freddy Weygand (1984-85-87-88)	4	7	96	13.71	0
Marcel Willis (2000-01-02)	3	9	92	10.22	0
Jeris McIntyre (2001-02-03)	3	4	82	20.50	0
Mickey Zofko (1968-69-70)	3	3	81	27.00	1
Walter Reeves (1985-86-87-88)	4	8	80	10.00	2
Anthony Mix (2002-04-05)	3	4	79	19.75	0
Ben Obomanu (2002-03-04-05)	4	7	79	11.29	0
Rob Spivey (1972, 1973)	2	4	78	19.50	1
Victor Hall (1989, 1990)	2	9	74	8.22	0
Clifton Robinson (2000)	1	3	70	23.33	1
Silas Daniels (2001-02-03-04)	4	7	70	10.00	0
Greg Taylor (1988-89-90)	3	9	68	7.56	2
Chris Woods (1982-83)	2	3	67	22.33	0
Tim Carter (2000-01)	2	4	63	15.75	0
Mario Fannin (2007-09)	2	8	63	7.88	1
Tim Christian (1968)	1	3	62	20.67	1
Alexander Wright (1986-87-88-89)	4	4	59	14.75	0
Connie Frederick (1968-69)	2	3	59	19.67	1
Clayton Beauford (1982-83-84)	3	2	58	29.00	0
Trey Gainous (1983, 1984, 1985, 1986)	4	3	57	19.00	0
Mike Edwards (1982)	1	3	55	18.33	0
Fob James (1953, 1954, 1955)	3	2	51	25.50	1
Heath Evans (2000)	1	4	51	12.75	0
Thomas Gosson (1972, 1973, 1974)	3	3	51	17.00	2
Deandre Green (2000)	1	4	49	12.25	1
Ronnie Ross (1968, 1969, 1970)	3	5	48	9.60	0
Wallace Clark (1968, 1969, 1970)	3	9	48	5.33	0
Quindarius Carr (2009)	1	1	46	46.00	1
Carl Hardy (1965)	1	4	46	11.50	0
Rod Smith (2006-07)	2	4	45	11.25	0
Stacy Danley (1987-88-89)	3	13	44	3.38	0
Hicks Poor (1995-96-97)	3	4	43	10.75	0
Jerry Elliott (1954-55)	2	2	41	20.50	0
Cooper Wallace (2002-03-04-05)	4	2	39	19.50	0



Auburn Individual Bowl Statistics



James Wallace Long (1953, 1954)	2	1	4	4.00	1
Tommy Trott (2007)	2	1	4	4.00	0
Emory Blake (2009)	1	1	3	3.00	0
Jessie McCovery (1995, 1996)	2	1	3	3.00	0
Kevin McLeod (1995, 1996, 1997)	3	1	2	2.00	0
Jake Slaughter (2003, 2004, 2005)	3	1	0	0.00	0
Reggie Ware (1984, 1985, 1986, 1987)	4	2	0	0.00	0
Robby Robinett (1969, 1970, 1971)	3	1	0	0.00	0
Ronnie Brown (2001, 2002, 2003, 2004)	4	3	0	0.00	0
Pedro Cherry (1989, 1990)	2	1	-3	-3.00	0
Terry Walker (1982)	1	1	-4	-4.00	0
Carnell Williams (2003, 2004)	2	2	-6	-3.00	0
Fred Beasley (1995, 1996, 1997)	3	1	-9	-9.00	0

*** Missing 1936 Bacardi, 1937 Orange and 1953 Gator

Punting

Name	G	NO	YDS	AVG	LNG
Damon Duval (2000-01-02)	3	16	765	47.8	67
Roger Pruett (1971-73)	2	6	274	45.7	--
Clyde Baumgartner (1974)	1	2	91	45.5	54
David Beverly (1970-71-72)	3	17	771	45.4	55
Kody Bliss (2003-04-05-06)	4	21	930	44.3	58
Jaret Holmes (1996-97)	2	5	216	43.2	51
Clint Durst (2009)	1	6	253	42.2	48
Brian Shulman (1986-87-88)	3	17	715	42.1	58
Johnny Adams (1954)	1	1	42	42.0	42
Robert Freeman (1953-54)	2	1	40	40.0	40
Lewis Colbert (1982-83-84-85)	4	20	792	39.6	51
Matt Hawkins (1995)	1	8	313	39.1	55
Richie Nell (1989-90)	2	7	266	38.0	50
Fob James (1953-54-55)	3	1	36	36.0	36
Connie Frederick (1968-69)	2	10	355	35.5	--
Dwight Brisendine (1968)	1	2	62	31.0	--
Bill Burbank (1955)	1	2	51	25.5	--
Ryan Shoemaker (2007)	1	8	309	38.6	53

*** Missing 1965 Liberty, 1963 Orange, 1953 Gator, 1937 Orange, 1936 Bacardi

Punt Returns

Name	G	NO	YDS	AVG	TD
Shayne Wasden (1988-89-90)	3	6	105	17.5	0
Mike Fuller (1972-73-74)	3	5	63	12.6	0
Clifton Robinson (2000)	1	4	48	12.0	0
Markeith Cooper (1996-97)	2	5	59	11.8	0
Robert Dunn (2005-07)	2	4	35	8.8	0
Larry Blakeney (1969)	1	1	7	7.0	0
Karsten Bailey (1995-96-97)	3	1	6	6.0	0
Jim McKinney (1972-73-74)	3	1	6	6.0	0
Robert Baker (1995-96)	2	5	29	5.8	0
Roderick Hood (2000-01-02)	3	12	65	5.4	0
Carnell Williams (2003-04)	2	3	16	5.3	0
Trey Gainous (1983-84-85-86)	4	7	31	4.4	0
Fob James (1953-54-55)	3	1	3	3.0	0
Alton Shell (1954-55)	2	1	3	3.0	0
Tre Smith (2000-03-05-06)	4	4	10	2.5	0
Johnny Simmons (1970-71-72)	3	2	4	2.0	0
Jimmie Warren (1983-85)	2	1	0	0.0	0
Lionel James (1982-83)	2	1	0	0.0	0
Benny Sivley (1971-72-73)	3	1	0	0.0	0
Larry Willingham (1968-69-70)	3	--	--	----	1

*** Missing: 1970 Gator, 1968 Sun, 1965 Liberty, 1963 Orange, 1954 Gator, 1953 Gator, 1937 Orange, 1936 Bacardi

Kickoff Returns

Name	G	NO	YDS	AVG	TD
Roderick Hood (2000-01-02)	3	1	41	41.0	0
Patrick Lee (2006-07)	2	3	103	34.3	0
Clayton Beauford (1982, 83-84)	3	1	29	29.0	0
Alexander Wright (1986-87-88-89)	4	2	57	28.5	0
Terry Henley (1970-71-72)	3	1	28	28.0	0
Demond Washington (2009)	1	4	111	27.8	0
David Middleton (1953-54)	2	1	27	27.0	0
Shayne Wasden (1988-89-90)	3	4	103	25.8	0
Wallace Clark (1968-69-70)	3	3	77	25.7	0
David Langner (1971-72)	2	1	25	25.0	0
Eric Hines-Tucker (1995-96)	2	2	49	24.5	0
James Joseph (1986-88-89-90)	4	2	48	24.0	0
Shan Morris (1985-88)	2	1	24	24.0	0
Markeith Cooper (1996-97)	2	3	71	23.7	0
Tristan Davis (2006-07)	2	2	47	23.5	0
Brent Fullwood (1983-84-85-86)	4	2	47	23.5	0
Tre Smith (2002-03-05)	3	1	23	23.0	0
Joe Walkins (2001)	1	1	23	23.0	0
Robert Baker (1995-96)	2	2	45	22.5	0
Mickey Zofko (1968-69-70)	3	3	67	22.3	0
Carlos Rogers (2001-02-03-04)	4	1	22	22.0	0
Robert Hoppe (1955)	1	1	22	22.0	0
Joe Childress (1953-54-55)	3	3	64	21.3	0
Harry Mose (1987)	1	3	63	21.0	0
Perry Reed (1987)	1	2	42	21.0	0
Pedro Cherry (1989-90)	2	1	21	21.0	0
Karsten Bailey (1995-96-97)	3	3	61	20.3	0
Rick Neel (1973-74)	2	2	40	20.0	0
Carnell Williams (2003-04)	2	1	20	20.0	0
Robert Freeman (1953-54)	2	1	20	20.0	0
Tommy Lowry (1969-70-71)	3	1	19	19.0	0
Kyle Collins (1983-84-85)	3	2	37	18.5	0
James Owens (1970-71-72)	3	2	37	18.5	0
Fob James (1953-54-55)	3	2	37	18.5	0
Mike Fuller (1972-73-74)	3	3	54	18.0	0
Devin Aromashodu (2002-03-04-05)	4	5	87	17.4	0
Alex Smith (1989-90)	2	1	17	17.0	0
Tim Carter (2000-01)	2	2	32	16.0	0
Trey Gainous (1983-84-85-86)	4	1	16	16.0	0
Brad Lester (2005)	1	1	15	15.0	0
Mario Fannin (2007-09)	2	1	14	14.0	0
Alan Evans (1982-83)	2	2	28	14.0	0
Kevin McLeod (1995-96-97)	3	1	12	12.0	0
Lionel James (1982-83)	2	2	23	11.5	0
Curtis Stewart (1985-87)	2	1	10	10.0	0
Terry Page (1971)	1	1	8	8.0	0
Howell Tubbs (1955)	1	1	8	8.0	0

*** Missing: 1970 Gator, 1965 Liberty, 1963 Orange, 1953 Gator, 1937 Orange, 1936 Bacardi



Auburn Individual Bowl Statistics



Interceptions

Name	G	NO	YDS	AVG	TD
Buddy McClinton (1968-69)	2	3	51	17.0	1
Walter McFadden (2007-09)	2	2	100	50.0	1
Arthur Johnson (1984-85-86)	2	2	38	19.0	0
Donald Webb (1968-69)	2	2	29	14.5	0
Ron Yarbrough (1968)	1	2	21	10.5	0
T'Sharven Bell (2009)	1	2	3	1.5	0
Chip Powell (1984-85-86)	3	2	0	0.0	0
Karibi Dede (2006)	1	1	52	52.0	0
Kevin Porter (1984-85-86-87)	4	1	35	35.0	1
Junior Rosegreen (2001-02-03-04)	4	1	32	32.0	0
Mark Dorminey (1982)	1	1	29	29.0	0
Mike Fuller (1972-73-74)	3	1	29	29.0	0
Roderick Hood (2000-01-02)	3	1	28	28.0	0
Danny Arnold (1973-74)	2	1	21	21.0	0
Smokey Hodge (1986-87-88)	3	1	13	13.0	0
Jim McKinney (1972-73-74)	3	1	12	12.0	0
Victor Beasley (1982-83-84)	3	1	10	10.0	0
Sonny Ferguson (1968-69)	2	1	9	9.0	0
Jonathan Robinson (1983-84-85)	3	1	8	8.0	0
Derrick Graves (2002-03-04)	3	1	4	4.0	0
Mike Kolen (1968-69)	2	1	3	3.0	0
Gregg Carr (1982-83-84)	3	1	2	2.0	0
Jimmy Cook (1955)	1	1	1	1.0	0
Neiko Thorpe (2009)	1	1	0	0.0	0
Will Herring (2003-04-05)	3	1	0	0.0	0
Karlos Dansby (2001-02-03)	3	1	0	0.0	0
Takeo Spikes (1995-96-97)	3	1	0	0.0	0
Tyrece Williams (1995-96-97)	3	1	0	0.0	0
Dell McGee (1995)	1	1	0	0.0	0
Quentin Riggins (1986-87-88-89)	4	1	0	0.0	0
Russ Carreker (1985-86)	2	1	0	0.0	0
Tim Drinkard (1982)	1	1	0	0.0	0
Johnny Simmons (1970-71-72)	3	1	0	0.0	0
Dave Beck (1970-71-72)	3	1	0	0.0	0
Jimmie Warren (1983-85)	2	1	0	0.0	0
Bruce Evans (1972-73-74)	3	1	0	0.0	0
Bobby Strickland (1968-69-70)	3	1	0	0.0	0

*** Missing: 1970 Gator, 1953 Gator, 1937 Orange, 1936 Bacardi

Scoring

Name	G	TD	2Pt	XP	FG	S	PTS
Bo Jackson (1983-84-85-86)	4	6	0-0	0-0	0-0	0	36
Ronnie Brown (2001-02-03-04)	4	4	0-0	0-0	0-0	0	24
John Vaughn (2004-05-06)	3	0	0-0	8-8	5-5	0	23
Al Del Greco (1982-83)	2	0	0-0	3-3	5-6	0	18
Win Lyle (1987-88-89)	3	0	0-0	6-6	4-4	0	18
Ben Tate (2006-07-09)	3	3	0-0	0-0	0-0	0	18
Jaret Holmes (1996-97)	2	0	0-0	2-2	5-7	0	17
Joe Childress (1953-54-55)	3	2	0-0	3-5	0-0	0	15
Wes Byrum (2007-09)	2	0	0-0	7-7	2-x	0	13
Kodi Burns (2007-09)	2	2	0-0	0-0	0-0	0	12
Carl Stewart (2006)	1	2	0-0	0-0	0-0	0	12
Carnell Williams (2003-04)	2	2	0-0	0-0	0-0	0	12
Dameyune Craig (1995-96-97)	3	2	0-4	0-0	0-0	0	12
Ed Butler (1972-73-74)	3	2	0-0	0-0	0-0	0	12
Fob James (1953-54-55)	3	2	0-0	0-0	0-0	0	12
Greg Taylor (1988-89-90)	3	2	0-0	0-0	0-0	0	12
Harry Unger (1970-71)	2	2	0-0	0-0	0-0	0	12
Mickey Zofko (1968-69-70)	3	2	0-0	0-0	0-0	0	12
Rusty Williams (1996-97)	2	2	0-0	0-0	0-0	0	12
Stan White (1990)	1	2	0-0	0-0	0-0	0	12
Thomas Gossom (1972-73-74)	3	2	0-0	0-0	0-0	0	12
Walter Reeves (1985-86-87-88)	4	2	0-0	0-0	0-0	0	12
John Riley (1968-69)	2	0	0-0	5-5	2-5	0	11

Damon Duval (2000-01-02)	3	0	0-0	6-6	1-3	0	9
Jim Von Wyl (1989-90)	2	0	0-0	3-3	2-2	0	9
Dan Nugent (1972-73-74)	3	1	1-1	0-0	0-0	0	8
Gardner Jett (1971-72)	2	0	0-0	5-5	1-2	0	8
Quidarius Carr (2009)	1	1	0-0	0-0	0-0	0	6
Walter McFadden (2009)	1	1	0-0	0-0	0-0	0	6
Alex Smith (1989-90)	2	1	0-0	0-0	0-0	0	6
Alvin Bresler (1969-70)	2	1	0-0	0-0	0-0	0	6
Billy Hitchcock (1936-37)	2	1	0-0	0-0	0-0	0	6
Brent Fullwood (1983-84-85-86)	4	1	0-1	0-0	0-0	0	6
Buddy McClinton (1968-69)	2	1	0-0	0-0	0-0	0	6
Cliffton Robinson (2000)	1	1	0-0	0-0	0-0	0	6
Connie Frederick (1968-69)	2	1	0-0	0-0	0-0	0	6
Courtney Taylor (2003-04-05)	3	1	0-0	0-0	0-0	0	6
Deandre Green (2000)	1	1	0-0	0-0	0-0	0	6
Devin Aromashodu (2002-03-04-05)	4	1	0-0	0-0	0-0	0	6
Greg Pratt (1982)	1	1	0-0	0-0	0-0	0	6
Herbert Casey (1989-90)	2	1	0-0	0-0	0-0	0	6
James Wallace Long (1953-54)	2	1	0-0	0-0	0-0	0	6
Jimmy Sidle (1963)	1	1	0-0	0-0	0-0	0	6
Kevin McLeod (1995-96-97)	3	1	0-0	0-0	0-0	0	6
Kevin Porter (1984-85-86-87)	4	1	0-0	0-0	0-0	0	6
Larry Willingham (1968-69-70)	3	1	0-0	0-0	0-0	0	6
Lawyer Tillman (1985-86-87-88)	4	1	0-0	0-0	0-0	0	6
Lorenzo Diamond (2001-02)	2	1	0-0	0-0	0-0	0	6
Mitzi Jackson (1974)	1	1	0-0	0-0	0-0	0	6
Pat Sullivan (1969-70-71)	3	1	0-0	0-0	0-0	0	6
Ralph O'Gwynne (1936-37)	2	1	0-0	0-0	0-0	0	6
Red Phillips (1955)	1	1	0-0	0-0	0-0	0	6
Reggie Slack (1988, 1989)	2	1	0-0	0-0	0-0	0	6
Rob Spivey (1972-73)	2	1	0-0	0-0	0-0	0	6
Robert Baker (1995-96)	2	1	0-0	0-0	0-0	0	6
Robert Duke (1953)	1	1	0-0	0-0	0-0	0	6
Robert Freeman (1953-54)	2	1	0-0	0-0	0-0	0	6
Ronney Daniels (2000)	1	1	0-0	0-0	0-0	0	6
Rudi Johnson (2000)	1	1	0-0	0-0	0-0	0	6
Sandy Cannon (1971-72)	2	1	0-0	0-0	0-0	0	6
Terry Beasley (1969-70-71)	3	1	0-0	0-0	0-0	0	6
Tim Christian (1968)	1	1	0-0	0-0	0-0	0	6
Tom Bryan (1965)	1	1	0-0	0-0	0-0	0	6
Tommy Traylor (1968-69)	2	1	0-0	0-0	0-0	0	6
Tyrone Goodson (1995-96-97)	3	1	0-0	0-0	0-0	0	6
Vince Dooley (1953)	1	1	0-0	0-0	0-0	0	6
Wade Whatley (1972-73)	2	1	0-0	0-0	0-0	0	6
Willie Gosha (1995-96)	2	1	0-0	0-0	0-0	0	6
Willie Howell (1982)	1	1	0-0	0-0	0-0	0	6
Mario Fannin (2007-09)	2	1	0-0	0-0	0-0	0	6
Chris Wilson (1972-73-74)	3	0	0-0	2-2	1-1	0	5
Chris Johnson (1985-87-88)	3	0	0-0	1-1	1-2	0	4
Chris Knapp (1984-86)	2	0	0-0	3-3	0-0	0	3
Dave Beck (1970-71-72)	3	0	1-1	0-0	0-0	0	2
Matt Hawkins (1995)	1	0	0-0	2-2	0-1	0	2
Pat Washington (1984-85)	2	0	1-1	0-0	0-0	0	2
Tracy Rocker (1985-86-87-98)	4	0	0-0	0-0	0-0	1	2
Howell Tubbs (1955)	1	0	0-0	1-1	0-0	0	1
James Fenton (1936-37)	2	0	0-0	1-1	0-0	0	1
Don Lewis (1963-65)	2	0	0-0	0-1	0-1	0	0
Greg Gillis (1974)	1	0	0-0	0-0	0-1	0	0
Jason Campbell (2001-02-03-004)	4	0	0-1	0-0	0-0	0	0
Phil Gargis (1973-74)	2	0	1-1	0-0	0-0	0	0
Randy Campbell (1982-83)	2	0	0-1	0-0	0-0	0	0
Robert McGinty (1984)	1	0	0-0	0-1	0-1	0	0
Team (1955)	1	0	0-0	0-1	0-0	0	0

*** Missing (kickers): 1973 Sun, 1970 Gator, 1963 Orange, 1953 Gator, 1937 Orange



Auburn Bowl History



1937 Bacardi Bowl



Auburn 7
Villanova 7

January 1, 1937
 Cuban National Sports Festival
 Havana, Cuba

Auburn's bowl history began in 1937 when the Tigers and Villanova tied 7-7 in the Bacardi Bowl, sometimes referred to as the Rhumba Bowl or the Cigar Bowl, the climaxing event of

Cuba's annual National Sports Festival. The game was played in Havana, Cuba, and is the first and only bowl game to ever be played outside the United States.

An Auburn drive in the first quarter stalled on the 10-yard line where the Wildcats took over on downs. After a Villanova punt, Auburn back Billy Hitchcock broke loose around left end and rambled 40 yards for the Tigers only score. The score at the half was Auburn 7, Villanova 0.

Auburn stopped a Villanova drive on its own 12-yard line during the third quarter but couldn't get field position. Villanova was able to tie the score when they blocked an Auburn quick kick and the ball bounced into the endzone where Wildcat Lineman Matthews Kuber fell on it for the score. The PAT tied up the game.

Auburn's return to the States marked an end to more than 11,000 miles of football travel for the 7-2-2 Tigers that finished the season ranked 13th in the nation under coach Jack Meagher.

The game was played in a revolutionary atmosphere. Fulgencio Batista, the dictator who would be overthrown by Fidel Castro 22 years

Auburn	0	7	0	0	—	7
Villanova	0	0	0	7	—	7

AU - Hitchcock 40 run (kick), 2nd
 VU - Kuber recovered blocked kick in endzone, 4th

	AU	VU
First Downs	9	7
Rushing Yards	152	129
Passing Yards	29	24
Passing (C-A-I)	2-12-1	2-6-2
Total Offense	181	153
Punts-Avg.	44.0	37.0
Fumbles Lost	1	1
Penalty Yards	20	20

Attendance: 12,000

later, had just assumed power. The game was almost canceled because Batista's picture was not in the game program. A quick trip to the printer saved the Bacardi Bowl and allowed Auburn's bowl history to get off to a significant and historical beginning.

1938 Orange Bowl



Auburn 6
Michigan State 0

January 1, 1938
 Orange Bowl
 Miami, Florida

Southeastern Conference officials lifted a ban which forbade SEC teams to play postseason games in bowls other than the Rose and Sugar Bowls and allowed Auburn to play Michigan State

in the Orange Bowl.

A capacity crowd of 19,000 fans watched an aggressive Auburn team defeat the powerful Spartans, 6-0 limiting Michigan State to only two first downs, the first coming late in the third quarter, and 57 total offensive yards, 32 yards rushing and 25 passing. Auburn racked up 233 yards on the ground and 79 through the air for 312 total yards.

Auburn's only score was set up by a George Kenmore 60-yard punt return that put the Tigers on the Spartan 36-yard line. On the first play from scrimmage Kenmore passed to Ralph O'Gwynne at the Spartan two-yard line. On fourth and goal from the one, O'Gwynne circled left end for the only score of the game.

Auburn	0	6	0	0	—	6
Michigan St.	0	0	0	0	—	0

AU - O'Gwynne 2 run (kick failed), 2nd

	AU	MSU
First Downs	12	2
Rushing Yards	197	40
Passing Yards	81	25
Passing (C-A-I)	4-12-3	2-9-2
Total Offense	278	65
Punts-Avg.	10-32.3	12-40.4
Fumbles/Lost	0/0	0/0
Penalty Yards	50	40

Attendance: 18,972


Coach Jack Meagher's Tigers finished the season with a 6-2-3 record.



Auburn Bowl History



1954 Gator Bowl



Auburn 13
Texas Tech 35

January 1, 1954
 Gator Bowl
 Jacksonville, Florida

In Auburn's first bowl appearance in 15 years, and first bowl game under Ralph "Shug" Jordan, the Tigers starting offensive backfield included a future Governor of Alabama (Fob James) and a

future coach of the University of Georgia (Vince Dooley), but Texas Tech was not impressed and handed the Tigers a 35-13 defeat.

Dooley guided Auburn to a touchdown the first time they had the ball as the Tigers went 60 yards in 10 plays, with James' 21-yard run being a key play in the drive. Bobby Duke scored from the one. A tough Auburn defense held the Red Raiders, the nation's highest scoring team, to just 11 yards in the first quarter. But it wasn't long before they would get on track.

Texas Tech scored early in the second period on a 30-yard pass from Jack Kirkpatrick to Bobby Cavazos. Auburn came back after an intercepted pass, and Dooley scored on a 10-yard run to end the drive. The Tigers led 13-7 at half-time, but it was all downhill from there.

Texas Tech scored the first two times they had the ball in the second half, once after blocking an Auburn punt, to lead at the end of three quarters, 21-13. Two touchdowns on two possessions in the fourth quarter made the final score read Texas Tech 35, Auburn 13.

Auburn	7	6	0	0	—	13
Texas Tech	0	7	14	14	—	35

AU - Duke 1 run (kick), 1st
 TT - Cavazos 30 pass from Kirkpatrick (kick), 2nd
 AU - Dooley 10 run (kick failed), 2nd
 TT - Erwin 53 pass from Kirkpatrick (kick), 3rd
 TT - Cavazos 2 run (kick), 3rd
 TT - Fumble recovered in endzone (kick), 4th
 TT - Cavazos 59 run (kick), 4th

	AU	TT
First Downs	12	11
Rushing Yards	195	226
Passing Yards	72	145
Passing (C-A-I)	6-16-2	6-12-1
Total Offense	267	371
Punts-Avg.	6-30.5	6-33.1
Fumbles Lost	2	0
Penalty Yards	66	83

RUSHING: (AU) Dooley 16-56 (TD), James 6-28, Duke 4-37 (TD), Minor 4-32, Hataway 3-16; (TTU) Cavazos 13-141 (3TD), Jones 2-44, Johnson 7-31, Lewis 5-12, Green 1-11.

PASSING: (AU) Dooley 4-8-1, 49, Freeman 2-7-1, 23, Davis 0-1-0, 0; (TTU) Kirkpatrick 3-4-0, 95, Johnson 1-2-0, 6, Hill 1-1-0, 31, Lewis 1-1-0, 13.

RECEIVING: (AU) N/A.

Attendance: 28,641

1954 Gator Bowl



Auburn 33
Baylor 13

December 31, 1954
 Gator Bowl
 Jacksonville, Florida

Auburn became the first team to play in the same bowl game twice in the same year when they defeated Baylor 33-13 in the 1954 Gator Bowl. The Tigers had met Texas Tech in the Jan. 1,

1954, Gator Bowl, but then Gator Bowl officials decided to move the game away from New Year's Day.

Baylor fumbled the opening kickoff, Auburn recovered and five plays later "Joltin Joe" Childress scored the first Auburn touchdown.

Baylor came back with a nine-play, 63-yard drive to tie the score at 7-7 at the end of the first quarter.

Auburn's two possessions of the second quarter resulted in a pair of touchdowns, a 43-yard run by Fob James and a four-yard Bobby Freeman to Jimmy Long pass which capped a 92-yard drive. Auburn led at the half, 21-7.

The Tigers scored twice in the second half, sandwiching their scores

around a five-play, 66-yard drive by the Bears. Childress capped an 87-yard Auburn drive with a three-yard run, and the Tigers ended the scoring with a three-play 67-yard drive to win going away, 33-13.

Childress was the game's MVP with 134 yards on 20 carries.

Auburn finished the season with an 8-3 record under Coach Ralph "Shug" Jordan.

Auburn	7	14	12	0	—	33
Baylor	7	0	6	0	—	13

AU - Childress 7 run (kick), 1st
 BU - Saage 1 run (kick), 1st
 AU - James 43 run (kick), 2nd
 AU - Long 4 pass from Freeman (kick), 2nd
 AU - Childress 3 run (kick failed), 3rd
 BU - Dupre 38 run (kick blocked), 3rd
 AU - Freeman 5 run (kick failed), 3rd

	AU	BU
First Downs	25	16
Rushing Yards	423	105
Passing Yards	53	134
Passing (C-A-I)	3-7-1	10-18-0
Total Offense	476	239
Punts-Avg.	2-41.0	3-42.0
Fumbles Lost	2	4
Penalty Yards	52	25

RUSHING: (AU) Childress 20-134 (2TD), Freeman 12-80 (TD), Middleton 12-60, James 6-71 (TD); (BU) N/A.

PASSING: (AU) Freeman 3-7-1, 53 (TD); (BU) N/A.

RECEIVING: (AU) Hall 1-33, Pybom 1-16, Long 1-4 (TD); (BU) N/A.

Attendance: 28,426

Did You Know?


Auburn has played two bowl games in one calendar year eight times. They are:
 1954: Gator Bowl, Jan. 1 vs. Texas Tech and the Gator Bowl, Dec. 31 against Baylor.
 1972: Sugar Bowl, Jan. 1 vs. Oklahoma and the Gator Bowl, Dec. 30 vs. Colorado
 1984: Sugar Bowl, Jan. 2 vs. Michigan and the Liberty Bowl, Dec. 27 vs. Arkansas.
 1990: Hall of Fame Bowl, Jan. 1 vs. Ohio State and the Peach Bowl, Dec. 29 vs. Indiana.
 1996: Outback Bowl, Jan. 1 vs. Penn State and the Independence Bowl, Dec. 31 vs. Army.
 2001: Citrus Bowl, Jan. 1 vs. Michigan and the Peach Bowl, Dec. 31 vs. North Carolina.
 2003: Capital One Bowl, Jan. 1 vs. Penn State and the Music City Bowl, Dec. 31 vs. Wisconsin
 2007: Cotton Bowl, Jan. 1 vs. Nebraska and the Chick-fil-A Bowl, Dec. 31 vs. Clemson



Auburn Bowl History



1955 Gator Bowl



Auburn 13
Vanderbilt 25
 December 31, 1955
 Gator Bowl
 Jacksonville, Florida

It was Auburn's third straight trip to the Gator Bowl and Vanderbilt's first bowl game ever, and that might tell the story of Auburn's 25-13 upset loss to the Commodores.

Vanderbilt scored first on a seven-yard Don Orr to Joe Stephenson pass which was set up by a Howell Tubbs fumble, the first of three for him that day, which gave the Commodores the ball on the Tigers' 39-yard line. Auburn scored early in the second quarter, driving 72 yards for the TD. Tubbs passed to Fob James for 38 yards and the touchdown. Vanderbilt scored quickly, going 76 yards in four plays as Orr scored from the three-yard line. The extra point was not good and the Commodores led at the half, 13-7.

Another Tubbs fumble set up Vanderbilt's first scoring drive of the second half. Recovering at the Auburn 45-yard line, Vanderbilt took eight plays to score with Phil King going over from the one, giving Vanderbilt a 19-7 lead. A poor punt and a 15-yard penalty gave the Commodores the ball on the Auburn 26-yard line after the Tigers were unable to move. On the first play of the fourth quarter, Charlie Horton scored from the Auburn one to give Vanderbilt a 25-7 lead. Auburn finished the scoring with a seven-yard Jimmy Cook to Red Phillips pass at the end of a six-play, 66-yard drive to make the final score 25-13.

Auburn	0	7	0	6	—	13
Vanderbilt	7	6	6	6	—	25

VU - Stephenson 7 pass from Orr (kick), 1st
 AU - James 38 pass from Tubbs (kick), 2nd
 VU - Orr 3 run (kick failed), 2nd
 VU - King 1 run (kick failed), 3rd
 VU - Horton 1 run (kick blocked), 4th
 AU - Phillips 4 pass from Cook (kick failed), 4th

	AU	VU
First Downs	15	15
Rushing Yards	159	177
Passing Yards	142	94
Passing (C-A-I)	8-13-1	5-8-0
Total Offense	301	271
Punts-Avg.	3-29.0	4-32.0
Fumbles Lost	.6	1
Penalty Yards	.59	54


RUSHING: (AU) Childress 15-58, Tubbs 11-25, James 9-43 (TD), Hoppe 6-33, Cook 2-6; (VU) Horton 13-57 (TD), Orr 10-43 (TD), Hunt 6-39, King 10-33, Morgan 1-6, Scalen 1-3, Jakaley 1(-1), PePoy 2(-3), .
PASSING: (AU) Tubbs 4-9-0, 101 (TD), Cook 3-3-0, 41 (TD), Burbank 0-1-0, 0; (VU) Orr 4-6-1, 67 (TD), Sturm 1-2-0, 27.
RECEIVING: (AU) James 2-51 (TD), Elliott 2-41, Phillips 2-28 (TD), Childress 1-22; (VU) Scalen 2-44, Stephenson 2-23, Brown 1-27.

Attendance: 32,175

Auburn fumbled five times with Vanderbilt recovering all five to set up the Tigers most disappointing loss of the 1955 campaign. The Tigers finished with an 8-2-1 record.

Joe Childress was voted Auburn's outstanding player.

1964 Orange Bowl



Auburn 7
Nebraska 13
 January 1, 1964
 Orange Bowl
 Miami, Florida

A trip to the Orange Bowl capped a near perfect season for the Auburn Tigers. Coach "Shug" Jordan led his Tigers to a 9-1 record with a rugged defense and an option offense featuring

All-America quarterback Jimmy Sidle and halfback Tucker Frederickson. Auburn had defeated Alabama 10-8 to earn the chance to play the Big Eight powerhouse Nebraska Cornhuskers.

Auburn found itself in the hole on the second play from scrimmage as Nebraska quarterback Dennis Claridge sneaked off right guard for a 68-yard touchdown gallop that left Auburn trailing 7-0 before most of the fans were seated. Two Dave Theissen field goals gave the Cornhuskers a 13-0 lead with over 10 minutes remaining in the first half. That is the lead the Nebraska team took in the locker room.

The "Jekyll and Hyde" Auburn team was as dominating in the second half as they were inept in the first half. Sidle led the resurgence of the Tigers by capping off their only scoring drive with a 13-yard run in the third quarter. With only 1:30 left in the game, the Tigers were on the Nebraska 10-yard line. But a costly motion penalty and an incomplete fourth down desperation pass sealed the Cornhusker victory.

Auburn	0	0	7	0	—	7
Nebraska	10	3	0	0	—	13

NU - Claridge 68 run (Theissen kick), 13:47, 1st
 NU - Theissen 31 FG, 5:26, 1st
 NU - Theissen 36 FG, 13:05, 2nd
 AU - Sidle 13 run (Woodall kick), 3:32, 3rd

	AU	NU
First Downs	17	11
Rushing Yards	126	204
Passing Yards	157	30
Passing (C-A-I)	14-27-1	4-9-0
Total Offense	283	234
Punts-Avg.	6-35.2	7-38.3
Fumbles/Lost	3/1	2/1
Penalty Yards	.39	65

RUSHING: (AU) Sidle 25-96 (TD), Rawson 4-14, Frederickson 3-4, Sutton 1-6, Rose 1(-3), Griffith 1(-3); (NU) N/A.
PASSING: (AU) Sidle 12-25, 141, Rose 2-2, 16; (NU) N/A.
RECEIVING: (AU) Simpson 4-39, Rose 3-37, Waid 2-34, Ingle 2-22, Lewis 2-15, Sidle 1-10; (NU) N/A.

Attendance: 72,647

Auburn dominated in the second half, combining for 110 rushing yards and 101 passing yards while limiting Nebraska to 43 yards on the ground and nine in the air.


Sidle finished the day with 96 yards rushing on 21 carries.



Auburn Bowl History



1965 Liberty Bowl



Auburn 7
Ole Miss 13
 December 18, 1965
 Liberty Bowl Memorial Stadium
 Memphis, Tennessee

It was the Seventh Annual Liberty Bowl, but the first to be played in the present site of Memphis, Tenn., that saw the Ole Miss Rebels hold off a gallant Auburn comeback to win 13-7.

Ole Miss got the scoring started when Johnny Keyes connected on a 42-yard field goal in the first period. Auburn marched right back and scored when fullback Tom Bryan broke off left tackle and raced 44 yards for the touchdown. The score at halftime was Auburn 7, Ole Miss 3.

The Rebels took the opening kickoff and ran off nine consecutive rushing plays to march to the Tiger six-yard line. From there reserve quarterback Joe Graves went to the air and found wingback Doug Cunningham for a six-yard touchdown pass. The extra point gave Ole Miss a 10-7 lead. Keyes added another field goal to complete the scoring but not the action. Auburn marched deep into Rebel territory. But, with only seconds remaining, the Tigers' desperation fourth down pass fell incomplete, preserving the win for the Rebels.

Auburn's Bryan was selected as the game's Most Valuable Player and the Outstanding Back. He finished with 111 rushing yards on 19 carries. Tiger back Robert Fulghum was selected as the Outstanding Defensive Back. Coach "Shug" Jordan's team finished with a 5-5-1 record.

Auburn	0	7	0	0	—	7
Ole Miss	0	3	7	3	—	13


OM - Keyes 42 FG, 2nd
 AU - Bryan 44 run (Lewis kick), 6:58, 2nd
 OM - Cunningham 6 pass from Graves (Keyes kick), 3rd
 OM - Keyes 30 FG, 11:55, 4th

	AU	OM
First Downs	15	12
Rushing Yards	156	189
Passing Yards	112	24
Passing (C-A-I)	11-24-1	4-12-0
Total Offense	268	213
Punts-Avg.	8-39.0	9-34.8
Fumbles/Lost	0/0	0/0
Penalty-Yards	4-29	5-25

RUSHING: (AU) Bryan 19-111 1 TD; (OM) Dennis 15-75, Heidel 16-72, Wade 13-43.
PASSING: (AU) Bowden 11-24-1-112; (OM) Graves 2-10-0-15 1 TD, Heidel 2-2-0-9.
RECEIVING: (AU) Hardy 4-46, Bryan 3-23; (OM) Matthews 2-9.

Attendance: 38,607

1968 Sun Bowl



Auburn 34
Arizona 10
 December 28, 1968
 Sun Bowl Stadium
 El Paso, Texas

The Tigers broke open a 10-10 half-time deadlock and exploded to a 31st Annual Sun Bowl win in El Paso, Texas.

Auburn jumped to a 10-0 lead early in the game behind a 65-yard scoring pass from quarterback Loran Carter to halfback Mickey Zofko and a 52-yard field goal by John Riley. Arizona came back with a touchdown pass and field goal of their own to tie the score as the players headed for the locker room at the half.

Auburn reserve quarterback, Tommy Traylor, scampered nine yards to open the second half scoring for the Tigers on their first possession of the half. Two plays later, Buddy McClinton picked off an errant Wildcat pass, one of three interceptions for McClinton, and raced 32 yards for another Auburn score.

Riley added another field goal and Carter flipped a 43-yard touchdown pass to Tim Christian to complete the Tiger scoring.

The game's oddest play occurred when Auburn punter Connie Frederick had a punt blocked by Arizona. The Wildcats almost recovered the loose ball for a touchdown but Frederick managed to get to the ball first and was able to punt the ball a second time.

Auburn's defense combined for a Sun Bowl record of eight interceptions.

McClinton was named the game's Most Valuable Player while teammate David Campbell was named Most Valuable Lineman from his defensive tackle position.

Arizona	0	10	0	0	—	10
Auburn	10	0	14	10	—	34

AU - Riley 52 FG, 2:19, 1st
 AU - Zofko 65 pass from Carter (Riley kick), 0:17, 1st
 UA - Hurley 37 FG, 7:51, 2nd
 UA - Aranson 12 pass from Lee (Hurley kick), 0:54, 2nd
 AU - Traylor 9 run (Riley kick), 3:15, 3rd
 AU - McClinton 31 interception return (Riley kick), 2:51, 3rd
 AU - Christian 42 pass from Carter (Riley kick), 14:19, 4th
 AU - Riley 41 FG, 11:14, 4th

	UA	AU
First Downs	16	12
Rushing Yards	70	147
Passing Yards	164	156
Passing (C-A-I)	13-44-8	7-28-3
Total Offense	234	303
Punts-Avg.	11-34.3	7-26.4
Fumbles/Lost	2/1	3/2
Penalty-Yards	4-38	4-36

RUSHING: (UA) Fuimaono 18-48, Husted 16-35, Gardin 1-22, Lee 2-(-15), Driscoll 8-(-20); (AU) Hurston 14-49, Currier 11-29, Zofko 9-26, Traylor 4-20, Carter 7-14, Ellis 3-8, Clark 4-1, Crawford 2-0.
PASSING: (UA) Lee 6-24-6-89 1 TD, Driscoll 7-20-2-75; (AU) Carter 7-28-3-156 2 TD.
RECEIVING: (UA) Gardin 5-74, Sherwood 2-40, Coddington 2-32, Fuimaono 2-4, Aranson 1-12 1 TD, Mitchell 1-2; (AU) Christian 3-62 1 TD, Zofko 1-65 1 TD, Currier 1-17, Ellis 1-7, Giffin 1-5.

Attendance: 32,302



Auburn Bowl History



1969 Astro-Bluebonnet Bowl



Auburn 7
Houston 36

December 31, 1969
 Astrodome
 Houston, Texas

Auburn played its first football game indoors losing to Houston 36-7 in the Astro-Bluebonnet Bowl.

Houston executed its veer offense to perfection and executed Auburn in the

process. Behind the leadership of sophomore quarterback Gary Mullins, the Cougars piled up Astro-Bluebonnet records for rushing yards with 376 and total yards with 516.

Auburn's Terry Beasley, just a sophomore, fumbled the ball away at the Tiger 29-yard line on the opening kickoff. The Cougars covered those 29 yards in seven plays with Mullins sneaking over from the one-yard line.

Later, Houston capped an 80-yard drive with a Carlos Lopez 27-yard field goal to take a 10-0 lead early in the second quarter. A bowl record 57-yard punt by Auburn's Connie Frederick put Houston back at its own 16-yard line, but the Cougars stormed away with an 84-yard, five-play drive. Strong went 74 yards on the first play of the drive and scored the touchdown on fourth and goal from the one.

Auburn mounted its only scoring drive of the game, going 67 yards in five short plays in the second quarter. A 36-yard halfback pass from Mickey Zofko to Frederick finished the drive. The Tigers seemed to take the momentum into the locker room after blocking a Cougar 25-yard field goal attempt, late in the quarter.

But Houston took command early in the second half. After receiving the second half kickoff, the Cougars marched 73 yards in eight rushing plays and scored when Ted Heiskell cracked over from the one yard line. The two-point conversion attempt failed and Houston led 22-7. Auburn drove to the Houston 28-yard line before a Rat Riley 45-yard field goal was blocked. Auburn never recovered.

Auburn	0	7	0	0	—	7
Houston	7	9	6	14	—	36

- UH - Mullins 1 run (kick), 1st
- UH - Lopez 27 FG, 2nd
- UH - Strong 1 run (kick failed), 2nd
- AU - Frederick 36 pass from Zofko (kick), 2nd
- UH - Heiskell 16 run (pass failed), 3rd
- UH - Strong 12 run (kick), 4th
- UH - Mazsiek 20 pass from Clark (kick), 4th

	AU	UH
First Downs	14	25
Rushing Yards	1	376
Passing Yards	188	140
Passing (C-A-I)	13-37-2	10-19-2
Total Offense	189	516
Punts-Avg.	6-36.8	2-42.5
Penalty Yards	26	63

RUSHING: (UH) Strong 34-184, Heiskell 10-70; (AU) Zofko 18-31, Clark 7-32, Sullivan 5-(-41), Traylor 1-(-11).

PASSING: (UH) Mullins 9-17-2-120 1TD, Clark 1-2-0-20 0 TD; (AU) Sullivan 10-30-1-132 0 TD, Zofko 1-1-0-36 1 TD, Traylor 2-5-0-20, Eisenacker 0-1-1-0.

RECEIVING: (UH) Wright 4-62, Thomas 2-35, Odoms 2-19, Mozisek 1-20 1 TD, Achey 1-4; (AU) Beasley 6-76, Fredericks 3-59 1 TD, Clark 2-25, Schmalz 1-17, Ross 1-11

Attendance: 55, 203

1971 Gator Bowl



Ole Miss 28
Auburn 35

January 2, 1971
 Gator Bowl
 Jacksonville, Florida

This game was billed as the "Battle of the Quarterbacks," and it was that and more. Auburn had Pat Sullivan, heir apparent to the Heisman Trophy the next year, and Ole Miss had Archie

Manning, one of the top QBs in SEC history.

Auburn started off quickly as it was the familiar combination of Sullivan to Terry Beasley for a 13-yard scoring strike with just over three minutes gone in the game. Auburn scored twice more before Ole Miss could retaliate. Sullivan connected with Alvin Bresler for an eight-yard touchdown pass. On the first play from scrimmage after the kick-off, Auburn recovered a Rebel fumble and went up 21 points as Sullivan executed the quarterback draw for 37 yards and a touchdown.

Manning led a Rebel comeback by directing his team to a 79-yard, 10-play drive capping it off with a one-yard run. Manning later connected with Floyd Franks on a 34-yard touchdown pass to cut Auburn's lead to 21-14 at the half.

A 42-yard, Sullivan-to-Beasley pass set up Auburn's first score in the

second half, as Mickey Zofko hit off right tackle for a six yard touchdown run early in the third quarter. Manning led his team back again with a 42-yard run to put the Rebels at the Auburn 23-yard line.

Auburn's final score came on a Larry Willingham 55-yard punt return with only nine seconds remaining in the third quarter, to take the Tigers to a 35-21 advantage.

Manning was again the key to the Rebels final score as he scrambled for a 37-yard gain to the Auburn 34. From there Chumbler went over from the one to cut the Tigers' lead to seven.

Ole Miss	0	14	7	7	—	28
Auburn	14	7	14	0	—	35

- AU - Beasley 13 pass from Sullivan (Jett kick), 11:37, 1st
- AU - Bresler 8 pass from Sullivan (Jett kick), 1:06, 1st
- AU - Sullivan 37 run (Jett kick), 14:07, 2nd
- OM - Manning 1 run (Poole kick), 10:07, 2nd
- OM - Franks 34 pass from Manning (Poole kick), 3:47, 2nd
- AU - Zofko 6 run (Jett kick), 9:24, 3rd
- OM - Poole 23 pass from Chumbler (Poole kick), 4:49, 3rd
- AU - Willingham 55 punt return (Jett kick), 0:09, 3rd
- OM - Chumbler 1 run (Poole kick), 7:06, 4th

	OM	AU
First Downs	21	23
Rushing Yards	209	208
Passing Yards	256	351
Passing (C-A-I)	23-39-1	27-44-1
Total Offense	465	559
Punts-Avg.	6-47.3	4-40.5
Fumbles/Lost	3/2	5/3
Penalty-Yards	2-13	6-63

RUSHING: (OM) Manning 11-95 1 TD, Ainsworth 11-68, Porter 6-31, Reed 4-16, Knight 1-5, Havard 1-0, Chumbler 4-(-6); (AU) Clark 14-108, Sullivan 10-35, Zofko 11-23, Unger 2-34, Lowry 2-4, Beasley 1-4.

PASSING: (OM) Manning 19-28-1-180 1 TD, Chumbler 4-11-0-76 1 TD; (AU) Sullivan 27-43-1-351 2 TD, Zofko 0-1-0, 0.

RECEIVING: (OM) Poole 9-111 1 TD, Franks 7-78 1 TD, Studdard 4-48, Ainsworth 3-19; (AU) Beasley 8-143 1 TD, Clark 7-23, Bresler 4-102 TD, Ross 4-37, Zofko 2-16, Lowry 1-25, Schmalz 1-5.

Attendance: 71,136



Auburn Bowl History



1972 Sugar Bowl



Auburn 22
Oklahoma 40

January 1, 1972
Tulane Stadium
New Orleans, Louisiana

The game was not as close as the score indicated and the score was bad enough. Auburn's long-dreamed-of, much-hoped-for trip to the Sugar Bowl turned into a nightmare as the

Oklahoma Sooners, capitalizing on three first half turnovers, executed their wishbone offense to perfection in building up a 31-0 halftime lead before cruising back to Norman with a 40-22 win.

The Sooners took the opening kickoff 77 yards in 13 plays and ran off over six minutes on the clock as they scored their first touchdown of the day on a Leon Crosswhite four-yard run, giving Oklahoma a quick 6-0 lead. The option was working to perfection five minutes later as quarterback Jack Mildren kept the ball for a five-yard touchdown run. A 71-yard punt return for a touchdown by Joe Wylie following Auburn's next possession opened the flood gates. Mildren scored twice more before the half on runs of four and seven yards to complete the first half whitewash and head into the locker room with a 31-0 lead.

After a 53-yard field goal by the Sooners, Auburn finally got on the scoreboard when Harry Unger dove over right guard from the one yard line. Oklahoma again scored on the option, this time Greg Pruitt sweep-around the left side from two yards out to make the score 40-7.

Two Oklahoma fumbles set up the Tigers' last two scores as Sullivan connected with Sandy Cannon for an 11 yard touchdown pass and Unger again dove over from the one yard line. Final score, Oklahoma 40 - Auburn 22.

Oklahoma	19	12	3	6	—	40
Auburn	0	0	7	15	—	22

OU - Crosswhite 4 run (kick failed), 4:01, 1st
 OU - Mildren 5 run (Carroll kick), 3:05, 1st
 OU - Wylie 71 punt return (pass failed), 1:55, 1st
 OU - Mildren 4 run (run failed), 3:28, 2nd
 OU - Mildren 7 run (pass failed), 0:47, 2nd
 OU - Carroll 53 FG, 8:57, 3rd
 AU - Unger 1 run (Jett kick), 7:54, 3rd
 OU - Pruitt 2 run (kick failed), 9:25, 4th
 AU - Cannon 11 pass from Sullivan (Jett kick), 3:44, 4th
 AU - Unger 1 run (Beck run), 2:45, 4th

	OU	AU
First Downs	28	15
Rushing Yards	439	40
Passing Yards	11	250
Passing (C-A-I)	1-4-0	20-45-2
Total Offense	450	290
Punts-Avg.	5-35.4	5-45.2
Fumbles/Lost	5/2	4/1
Penalty-Yards	3-12	0-0

RUSHING: (OU) Mildren 30-149 3 TD, Pruitt 18-95 1 TD, Crosswhite 17-78, 1 TD, Bell 5-37, Welch 6-27, Wylie 5-25, Marshall 2-18, Stokely 2-18, Harrison 2(-8); (AU) Unger 6-38 2 TD, Lowry 5-12, Henley 5-8, Sullivan 3(-18).

PASSING: (OU) Mildren 1-4-0-11; (AU) Sullivan 20-44-1-250 1 TD, Beasley 0-1-0-0.

RECEIVING: (OU) Chandler 1-11; (AU) Beasley 6-117, Unger 5-36, Schmalz 3-52, Henley 3-28, Cannon 1-11 1 TD, Lowry 1-6, Robinette 1-0.

Attendance: 84,031

1972 Gator Bowl



Auburn 24
Colorado 3

December 30, 1972
Gator Bowl
Jacksonville, Florida

No one gave Auburn much of a chance in this the 28th Annual Gator Bowl Classic. The Colorado Buffaloes were bigger, stronger and said to be quicker and meaner. Auburn lost its

starting quarterback Randy Walls, to a knee injury at the start of the bowl practice and had to bring on virtually unknown and untested Wade Whatley to lead the offense. Those experts who didn't think Auburn had a chance just didn't know these Tigers. The Tigers were predicted to finish with a 2-9 record against the nation's toughest schedule. Instead they finished with a 10-1 record and earned the nickname "The Amazin's" because they never seemed to know the odds and they never admitted defeat. The Tigers defeated No. 2 ranked and unbeaten Alabama 17-16 after blocking two consecutive punts for touchdowns in the final minutes of the game. Coach "Shug" Jordan called "The Amazin's" his favorite team.

Gardner Jett opened the Tiger scoring in the Gator Bowl with a 27-yard field goal early in the second quarter of action. A Colorado fumble on the ensuing possession gave the ball to the Tigers on the Buffalo 16-yard line. Five plays later, Whatley slid over from the one for Auburn's first touchdown.

Auburn's second touchdown of the game came with just over six minutes to play in third quarter when the Tigers executed the halfback pass to perfection. Mike Fuller received the pitch from Whatley and connected with Rob Spivey for a 22-yard score capping a six-play, 56-yard drive. Colorado scored its only points of the game on a 33-yard Fred Lima field goal with 7:30 left to play in the game which ended an 80-yard 14-play drive.

The Tigers retaliated with a fake field goal that resulted in Auburn's final score. Holder Dave Beck took the snap, straightened up and threw to Dan Nugent for a 16-yard touchdown with one minute left to play to make the final score.

Colorado	0	0	0	3	—	3
Auburn	0	10	7	7	—	24

AU - Jett 52 FG, 14:16, 2nd
 AU - Whatley 1 run (Jett kick), 12:00, 2nd
 AU - Spivey 22 pass from Fuller (Jett kick), 3:32, 3rd
 CU - Lima 33 FG, 7:31, 4th
 AU - Nugent 16 pass from Beck (Jett kick), 1:10, 4th

	CU	AU
First Downs	14	13
Rushing Yards	63	153
Passing Yards	204	80
Passing (C-A-I)	20-33-2	5-8-0
Total Offense	267	233
Punts-Avg.	5-39.8	7-40.7
Fumbles/Lost	3/2	3/1
Penalty-Yards	5-47	4-30
Time of Possession	25:05	34:55

RUSHING: (CU) Matthews 8-34, Davis 14-12, Johnson 6-10, Campbell 1-7; (AU) R.Fuller 12-72, Linderman 15-37, Henley 18-24, Whatley 13-20 1 TD.

PASSING: (CU) Johnson 17-29-2-169, Duenas 3-4-0-35; (AU) Whatley 3-6-0-42, M.Fuller 1-1-0-22 1 TD, Beck 1-1-0-16 1 TD.

RECEIVING: (CU) Davis 7-10, Cain 4-45, Keyworth 3-55, Elwood 3-49, Collier 2-43, Campbell 1-2; (AU) Spivey 1-22 1 TD, Cannon 1-17, Nugent 1-16 1 TD, Henley 1-13, Gates 1-12.

Attendance: 71,114



Auburn Bowl History



1973 Sun Bowl



Auburn 17
Missouri 34

December 29, 1973
 Sun Bowl
 El Paso, Texas

Missouri's defense kept Auburn's offense off balance from the opening kickoff and stormed away with a 34-17 win in the 39th Annual Sun Bowl.

Auburn was able to score first following a Missouri fumble which Auburn's Rusty Deen recovered at the Missouri 49. Auburn's seven play drive could only muster 30 yards and the Tigers settled for a 35-yard Roger Pruett field goal.

After an exchange of punts, Missouri recovered an Auburn fumble at the AU 35-yard line. One play later, Missouri had the lead as quarterback Chuck Link passed to John Kelsey for the TD.

Missouri scored again one minute later following another Auburn fumble. Ray Bybee scored on a two-yard run capping a three-play, 24-yard drive.

Missouri continued to move the ball, scoring on a 10 play 48-yard drive, with Ray Smith connecting with Kelsey from two yards for his second touchdown, and a 21-3 Missouri lead.

With 3:08 to play in the first half, Auburn started on its only real offensive threat of the game. Quarterback Phil Gargis passed to Thomas Gossom from 17 yards out. Only eight seconds remained in the half and Auburn had cut the lead to 21-10.

On the ensuing kickoff, Missouri's John Moseley took the ball 84 yards for the touchdown. Missouri went to the locker room with a comfortable 28-10.

Missouri opened the second half scoring on a five-play, 33-yard drive that began after recovering an Auburn fumble. Smith found Jim Sharp in the corner of the endzone on a 14-yard scoring strike to make Missouri's lead 34-10.

Auburn	0	10	7	0	—	17
Missouri	0	28	6	0	—	34

AU - Pruett 35 FG, 13:39, 2nd
 MU - Kelsey 35 pass from Link (Hill kick), 10:14, 2nd
 MU - Bybee 2 run (Hill kick), 9:16, 2nd
 MU - Kelsey 2 pass from Smith (Hill kick), 3:08, 2nd
 AU - Gossom 17 pass from Gargis (Pruett kick), 0:08, 2nd
 MU - Moseley 84 kickoff return (Hill kick), 0:00, 2nd
 MU - Sharp 15 pass from Smith (kick failed), 4:11, 3rd
 AU - Gossom 32 pass from Gargis (Pruett kick), 0:34, 3rd

	AU	MU
First Downs	.11	20
Rushing Yards	.113	295
Passing Yards	.120	95
Passing (C-A-I)	7-15-1	7-14-1
Total Offense	.233	390
Punts-Avg.	6-45.7	6-37.0
Fumbles/Lost	.5/4	4/1
Penalty-Yards	1-5	2-29

RUSHING: (AU) McIntyre 10-46, Neel 7-26, Fuller 5-11, Linderman 3-9, Harbuck 2-9, Gargis 8-6, Ward 1-5, Whatley 5-1; (MU) Bybee 27-127 1 TD, Reamon 23-110, Moss 6-23, Smith 5-18, Muse 1-16, Kelsey 2-14, Mulkey 3-4, Cook 1-2.

PASSING: (AU) Gargis 7-15-1-120 2 TD; (MU) Smith 7-12-0-60 2 TD, Link 1-2-1-35 1 TD.

RECEIVING: (AU) Spivey 3-56, Gossom 2-39 2 TD, Arnold 1-10, McIntyre 1-5; (MU) Kelsey 2-37 2 TD, Sharp 2-26 1 TD, Reamon 2-22, Bybee 2-11.

Attendance: 30,127

1974 Gator Bowl



Texas 3
Auburn 27

December 30, 1974
 Gator Bowl
 Jacksonville, Florida

The Auburn Tigers made their sixth Gator Bowl appearance, and their third in five years, a success when they defeated the Darrell Royal-coached Texas Longhorns 27-3. Had not Auburn fumbled seven times, a bowl record, the score might have been even more embarrassing as the Tigers dominated from the opening kickoff.

The Tigers stopped the Longhorns on the Texas four-yard line following the opening kickoff and Texas never seemed to recover. Auburn got its first chance with the ball at its 40-yard line and promptly drove 60 yards for its first touchdown. The drive was capped when quarterback Phil Gargis connected with Ed Butler for a seven-yard score.

A Longhorn fumble gave the Tigers the ball at the Texas 27. Two Mitzi Jackson runs covered the distance to the endzone as Auburn went up 14-0 with only nine minutes gone in the game.

Texas started a drive on their own 23-yard line. The Longhorns moved the ball to the Auburn 18-yard line, behind the running of freshman running back, Earl Campbell, before the drive sputtered. The Longhorns settled for a Billy Scott 35-yard field goal with 1:00 left to play in the first quarter and Auburn led 14-3.

Texas	3	0	0	0	—	3
Auburn	14	2	0	11	—	27

AU - Butler 7 pass from Gargis (Wilson kick), 8:08, 1st
 AU - Jackson 2 run (Wilson kick), 6:25, 1st
 UT - Schott 35 FG, 0:59, 1st
 AU - Safety, punt blocked through endzone, 6:38, 2nd
 AU - Butler 14 pass from Gargis (Gargis pass to Nugent), 5:34, 4th
 AU - Wilson 28 FG, 0:09, 4th

	UT	AU
First Downs	.14	19
Rushing Yards	.203	256
Passing Yards	.98	70
Passing (C-A-I)	10-21-3	7-13-2
Total Offense	.301	326
Punts-Avg.	4-28.8	2-45.5
Fumbles/Lost	.5/4	7/5
Penalty-Yards	5-37	6-70
Time of Possession	28:06	31:54

RUSHING: (UT) Campbell 23-91, Akins 11-40, Wyatt 5-33, Clayburn 5-21, Ingram 1-13, Walker 1-3, Pressley 3-2; (AU) McIntyre 19-89, Jackson 10-64 1 TD, Gargis 14-51, Neel 6-24, Burks 4-16, Henley 1-5, Gates 1-4, Harbuck 1-3, Ward 1-2, Vacarella 3(-2).

PASSING: (UT) Akins 9-16-1-70, Pressley 1-5-2-28; (AU) Gargis 6-11-2-60 2 TD, Vacarella 1-1-0-10, Neel 0-1-0-0.

RECEIVING: (UT) Clayburn 3-16, Ingram 2-19, Padgett 2-15, Thompson 1-28, Samford 1-14, Wyatt 1-8; (AU) Nugent 2-22, Butler 2-21 2 TD, Neel 1-15, Henley 1-10, Gossom 1-2.

Attendance: 63,811



Auburn Bowl History



1982 Tangerine Bowl



Boston College 26
Auburn 33

December 18, 1982
Tangerine Bowl
Orlando, Florida

The Auburn Tigers, 8-3 on the year and yearning for national recognition, defeated Boston College 33-26 before a sellout crowd of 51,296 in the Tangerine Bowl. The Tigers faced one of the

nation's best passers in BC quarterback Doug Flutie, but in the end it was Auburn, not Boston College, who lived by the pass. Auburn QB Randy Campbell was named the game's Most Valuable Player, narrowly edging teammates Lionel James who gained 101 yards on 18 carries, and Mark Dorminey, who intercepted one of Flutie's passes and was

the game's most valuable defensive player. The Tigers traveled by land as well as air. Ten Auburn backs carried the football, with James' 101 yards and Bo Jackson's two touchdowns leading the way. In all, Auburn gained 490 yards against BC; 313 rushing, 177 passing. Auburn led 23-10 at the half and stretched the lead to 33-10 before Boston College mounted a comeback against Auburn reserves. The Eagles scored on the last play of the game for the 33-26 final.

BC	7	3	0	16	—	26
Auburn	3	20	10	0	—	33

BC - Flutie 5 run (Snow kick), 10:49, 1st
 AU - Del Greco 19 FG, 5:07, 1st
 AU - Jackson 1 run (Del Greco kick), 11:34, 2nd
 AU - Howell 2 run (Del Greco kick), 4:49, 2nd
 BC - Snow 34 FG, 3:41, 2nd
 AU - Jackson 6 run (pass failed), 0:46, 2nd
 AU - Del Greco 23 FG, 8:44, 3rd
 AU - Pratt 15 run (Del Greco kick), 1:10, 3rd
 BC - Nizolek 2 pass from Flutie (Flutie pass to Nizolek), 10:55, 4th
 BC - Brennan 16 pass from Flutie (Flutie run), 0:00, 4th

	BC	AU
First Downs	24	27
Rushing Yards	115	313
Passing Yards	299	177
Passing (C-A-I)	22-38-2	10-16-1
Total Offense	414	490
Punts-Avg.	3-34.3	2-32.0
Fumbles/Lost	3/3	4/1
Penalty-Yards	2-38	3-30
Time of Possession	24:47	35:13

RUSHING: (BC) Stradford 15-67, Krystoforski 3-19, Brennan 1-17, Flutie 14-12 1 TD, Bell 1-0; (AU) James 17-101, Jackson 14-64 2 TD, Pratt 9-59, Evans 2-30, C.Campbell 2-21, R.Campbell 9-17, O'Neal 7-17, Walker 1-3, Howell 1-2, Washington 2-(-1).

PASSING: (BC) Flutie 22-38-2-299 2 TD; (AU) R.Campbell 10-16-1-177.

RECEIVING: (BC) Brennan 7-149 1 TD, Phelan 4-69, Nizolek 3-12 1 TD, Schoen 2-19, Krystoforski 2-15, Stradford 2-13, Zdanek 1-23, Biestek 1-(-1); (AU) Woods 3-67, Edwards 3-55, Beauford 1-34, West 1-14, Jackson 1-11, Walker 1-(-4).

Attendance: 51,296

1984 Sugar Bowl



Michigan 7
Auburn 9

January 2, 1984
Louisiana Superdome
New Orleans, Louisiana

Al Del Greco's 19-yard field goal with 23 seconds remaining in the game gave Auburn a hard fought 9-7 win over Michigan and its first Sugar Bowl Championship.

It was Del Greco's third field goal of the night as the Coral Gables, Fla., senior accounted for all of Auburn's scoring. In addition to the game winner, Del Greco had kicks of 31 and 32 yards.

Auburn's Bo Jackson was the game's leading rusher, gaining 130 yards on 22 carries. Jackson, closing out a brilliant sophomore season which saw him become a consensus All-American, was named winner of the Miller-Digby Trophy as the game's outstanding player.

Auburn's winning drive covered 60 yards in 16 plays. The Tigers took possession on their own 39 with 7:44 left in the game. The ball was on the Michigan one when Auburn elected to kick the field goal rather than go for a touchdown on fourth and one.

Coach Pat Dye's Tigers finished with an 11-1 record, the SEC Championship, and a third place national ranking in the AP, UPI and USA Today polls. The New York Times computer poll ranked the Tigers No. 1 based on results and schedule difficulty. Auburn's 1984 opponents averaged winning 70 percent of their games, not counting the games with Auburn.

Michigan	7	0	0	0	—	7
Auburn	0	0	3	6	—	9

UM - S.Smith 4 run (Bergerno kick), 7:30, 1st
 AU - Del Greco 31 FG, 6:17, 3rd
 AU - Del Greco 32 FG, 8:51, 4th
 AU - Del Greco 19 FG, 0:23, 4th

	UM	AU
First Downs	12	21
Rushing Yards	118	301
Passing Yards	125	21
Passing (C-A-I)	9-25-1	2-6-1
Total Offense	243	322
Punts-Avg.	8-38.3	4-42.0
Fumbles/Lost	2/1	4/3
Penalty-Yards	6-49	3-15
Time of Possession	22:28	37:32

RUSHING: (UM) Rogers 17-86, S.Smith 9-14 1 TD, Garrett 5-18; (AU) Jackson 22-130, Agee 16-93, James 18-83, Collins 2-1, Campbell 9-(-6).

PASSING: (UM) S.Smith 9-25-1-125; (AU) Campbell 2-6-1-21.

RECEIVING: (UM) Markray 3-68, Bean 3-32, Nelson 3-20; (AU) James 1-15, Jackson 1-6.

Attendance: 77,893



Auburn Bowl History



1984 Liberty Bowl



Auburn 21
Arkansas 15

December 27, 1984
Liberty Bowl Memorial Stadium
Memphis, Tennessee

Halfback Bo Jackson closed out his injury-shortened junior season with a Liberty Bowl MVP performance against the Razorbacks of Arkansas. Jackson gained 88 yards on 18 carries and scored two touchdowns, with his final score the difference in the game.

Arkansas scored first with 7:27 in the first quarter on a 31-yard field goal by Greg Horne. But with 3:00 left in the first period, Jackson capped off an 80-yard drive as he scored on a 2-yard run. Robert McGinty's PAT attempt was no good.

Auburn scored again before the first quarter was over when freshman cornerback Kevin Porter stepped in front of Arkansas quarterback Brad Taylor's intended receiver and raced 35 yards for a touchdown. Quarterback Pat Washington ran in for the two-point conversion. Porter's interception was the first of four interceptions the Auburn defense recorded in the game.

Arkansas made the score 14-9 with 11:56 remaining in the game when fullback Marshall Foreman scored from two yards out, three plays after Arkansas had recovered an Auburn fumble on the Tiger 6-yard line. The Hogs' two-point attempt failed.

Then, with 5:38 remaining to be played, Jackson took a pitch around left end and took it 39 yards for the touchdown to make the score 21-9.

Arkansas scored with 3:10 remaining in the game on a 25-yard pass from Taylor to receiver James Shibest, but Auburn defensive end Kevin Greene blocked the extra point attempt.

The Auburn defense held strong on the final Razorback offensive series and the Tigers held on to win 21-15. The victory marked the third consecutive bowl victory for the Tigers and gave Auburn the best three-year record in the Southeastern Conference with 29 total victories.

Auburn	14	0	0	7	—	21
Arkansas	3	0	0	12	—	15

UA - Horne 31 FG, 7:27, 1st		
AU - Jackson 2 run (kick failed), 3:00, 1st		
AU - Porter 35 interception return (Washington run), 1:17, 1st		
UA - Foreman 2 run (pass failed), 11:56, 4th		
AU - Jackson 39 run (Knapp kick), 5:38, 4th		
UA - Shibest 25 pass from Taylor (kick blocked), 3:10, 4th		
	AU	UA
First Downs	.13	20
Rushing Yards	.168	130
Passing Yards	.84	226
Passing (C-A-I)	5-15-0	19-40-4
Total Offense	.252	356
Punts-Avg.	9-37.9	4-38.3
Fumbles/Lost	.1/1	0/0
Penalty-Yards	8-56	8-60
Time of Possession	29:42	30:18


RUSHING: (AU) Jackson 18-88 2 TD, Agee 4-29, Campbell 2-21, Ware 6-14, Jessie 3-9, Fullwood 11-4, Washington 3-4, Burger 1-1, Mann 1-(-2); (UA) Foreman 15-62 1 TD, Thomas 9-56, Forte 1-11, Edmonds 3-8, Tatum 1-3, Nutt 1-1, Taylor 7-(-11).

PASSING: (AU) Washington 5-12-0-84, Burger 0-2-0-0, Mann 0-1-0-0; (UA) Taylor 18-34-2-201 1 TD, Nutt 1-6-2-25.

RECEIVING: (AU) Jackson 1-25, Beauford 1-24, Gainous 1-17, Weygand 1-10, Collins 1-8; (UA) Edmonds 10-68, Shibest 5-84 1 TD, Young 1-32, White 1-24, Lueders 1-15, Miller 1-3.

Attendance: 50,180

1986 Cotton Bowl



Auburn 16
Texas A&M 36

January 1, 1986
Cotton Bowl
Dallas, Texas

Auburn took its 8-3 regular season record to Dallas, Texas, to face SWC Champion Texas A&M in the 50th annual Cotton Bowl Classic. The bowl marked the fourth-consecutive bowl game for the Tigers and the fulfillment of a commitment by the players to play in a New Year's Day contest.

Heisman Trophy winner Bo Jackson's five-yard touchdown burst early in the first quarter gave the Tigers an early 7-0 lead, but two score by the Aggies gave A&M the lead, 12-7, at the end of the first period.

With 8:28 remaining in the first half, Jackson took a pass from QB Pat Washington and raced 73 yards for a touchdown to again give Auburn the lead 13-12. But a 26-yard field goal by Aggie PK Scott Slater with 50 seconds remaining in the half would give Texas A&M the lead for good.

Auburn managed only a field goal in the second half, a 26-yarder by freshman Chris Johnson, while Texas A&M romped to a 36-16 victory.

Twice in the fourth quarter, Auburn failed to convert fourth down situations, one halting a drive at the Aggie two-yard line.

QB Pat Washington was two of seven for 82 yards and was replaced due to injury in the second quarter by Jeff Burger, who was five for 10 for 72 yards. Bo Jackson capped off his Heisman season by rushing for 129 yards on 31 carries and one touchdown and catching two passes for 73 yards and a touchdown. He was named the offensive Player of the Game.

Auburn	7	6	3	0	—	16
Texas A&M	12	3	6	15	—	36

AU - Jackson 5 run (C.Johnson kick), 13:52, 1st
 A&M - H.Johnson 11 run (kick failed), 6:12, 1st
 A&M - Woodside 22 run (pass failed), 3:00, 1st
 AU - Jackson 73 pass from Washington (run failed), 8:28, 2nd
 A&M - Slater 26 FG, 0:50, 2nd
 A&M - Tony 21 run (pass failed), 12:13, 3rd
 AU - C.Johnson 26 FG, 7:19, 3rd
 A&M - Woodside 9 pass from Murray (Bernstine run), 2:22, 4th
 A&M - Toney 1 run (Slater kick), 0:03, 4th

	AU	A&M
First Downs	.16	21
Rushing Yards	.198	186
Passing Yards	.154	292
Passing (C-A-I)	7-17-2	16-26-1
Total Offense	.352	478
Punts-Avg.	5-43.8	5-45.0
Fumbles/Lost	.2/1	1/1
Penalty-Yards	1-5	5-45
Time of Possession	30:46	29:14

RUSHING: (AU) Jackson 31-129 1 TD, Agee 5-36, Ware 8-31, Fullwood 5-25, Washington 5-(-23); (A&M) Toney 17-72 1 TD, Vick 15-67, Woodside 3-32, 1 TD, H.Johnson 5-22 1 TD, Nelson 1-2, Murray 4-(-9).

PASSING: (AU) Washington 2-7-0-82 1 TD, Burger 5-10-2-72; (A&M) Murray 16-26-1-292 1 TD.

RECEIVING: (AU) Jackson 2-73 1 TD, Parks 2-32, Weygand 1-31, Agee 1-9, Tillman 1-9; (A&M) Bernstine 6-108, Woodside 3-88 1 TD, Walker 3-40, Thompson 1-19, Nelson 1-14, Harris 1-13, Webb 1-10.

Attendance: 73,137



Auburn Bowl History



1987 Citrus Bowl



Auburn 16
Southern Cal 7

January 1, 1987
 Florida Citrus Bowl
 Orlando, Florida

Auburn's January 1 date with Southern California in Orlando's Citrus Bowl marked the fifth consecutive bowl game for the Tigers, the third New Year's Day Bowl.

The Tigers' 9-2 regular season had left them one victory shy of becoming only the fifth team in Auburn history to win 10 games in a single season. Auburn's all-time football record stood at 499 victories. A 16-7 triumph over USC, the nation's winningest bowl team, gave the Tigers their 10-2 record and the 500th all-time Auburn win.

USC was the first on the scoreboard when linebacker Marcus Cotton intercepted a Jeff Burger pass and returned it 24 yards for a Trojan touchdown. But that would be the only points USC would score the rest of the day.

In the second period, the Tigers culminated an 80-yard drive with Burger hitting tight end Walter Reeves with a three-yard touchdown pass. With 1:30 remaining in the first half, All-America tailback Brent Fullwood ran in from four yards out for a score. PK Chris Knapp kicked his second PAT of the quarter to give Auburn a 14-7 lead.

With 4:48 left, OLB Aundray Bruce hit USC QB Rodney Peete in the backfield, causing a fumble which was recovered by a teammate, Nate Hill on the Auburn 48-yard line.

The Auburn defense held strong throughout the second half. In the fourth quarter, Auburn DT Tracy Rocker dropped Peete for a 13-yard sack and a safety, making the score 16-7.

Bruce, who recorded three QB sacks and caused a fumble which set up an Auburn scoring drive, was voted the overall Citrus Bowl MVP.

Auburn finished the season ranked sixth in the nation in the final AP poll and eighth in the UPI rankings.

Southern Cal	7	0	0	0	—	7
Auburn	0	14	0	2	—	16

USC - Cotton 24 pass interception (Shafer kick), 10:17, 1st
 AU - Reeves 3 pass from Burger (Knapp kick), 8:04, 2nd
 AU - Fullwood 4 run (Knapp kick), 1:30, 2nd
 AU - Safety, Peete tackled by Rocker in endzone, 8:35, 4th

	USC	AU
First Downs	10	19
Rushing Yards	44	200
Passing Yards	113	90
Passing (C-A-I)	12-31-4	8-18-2
Total Offense	157	290
Punts-Avg.	4-41.5	8-37.9
Fumbles/Lost	1/1	2/2
Penalty-Yards	6-40	9-84
Time of Possession	23:00	37:00

RUSHING: (USC) Holt 9-34, Knight 8-9, Emanuel 3-4, Peete 10(-3); (AU) Fullwood 28-152 1 TD, Harris 12-31, Jessie 10-23, Bolton 1-9, Agee 2-7, Joseph 3-6, Ware 2-3, Burger 4(-31).

PASSING: (USC) Peete 12-30-4-113, Tanner 0-1-0-0; (AU) Burger 8-18-2-90 1 TD.

RECEIVING: (USC) Affholter 6-66, White 1-17, Green 1-8, Jackson 1-8, McKee 1-8, Tanner 1-4, Knight 1-2; (AU) Reeves 3-23 1 TD, Gainous 2-40, Fullwood 2-15, Harris 1-12.

Attendance: 51,113

1988 Sugar Bowl



Syracuse 16
Auburn 16

January 1, 1988
 Louisiana Superdome
 New Orleans, Louisiana

A 9-1-1 regular-season record and the 1987 Southeastern Conference championship earned the Tigers a trip to New Orleans and a January 1 date with unbeaten Syracuse in the USF&G

Sugar Bowl.

Sophomore place-kicker Win Lyle's 30-yard field goal with one second remaining in the game gave the Sugar Bowl the first tie in its 54-year history, a 16-16 deadlock.

The game that matched the best of the South against the best of the East — the sixth-ranked Tigers and the fourth-ranked Orangemen. Auburn's first touchdown was set up on a 58-yard flanker reverse pass from wide receiver Duke Donaldson to wide receiver Lawyer Tillman.

With 5:45 remaining in the first quarter, quarterback Jeff Burger hit Tillman for a 17-yard score.

The Tigers held a 10-7 lead at halftime, but the Orangemen tied it at 10-10 by the end of the third quarter. Syracuse place-kicker Tim Vesling booted field goals of 32 and 38 yards in the fourth quarter while Auburn's Lyle was good on tries of 41 and 30 yards, the final kick tying the game for good.

Tillman, the game's leading receiver with six catches for 125 yards, was named the game's offensive MVP by ABC-TV.

The trip to New Orleans was Auburn's fourth New Year's Day bowl game in five years.

Syracuse	0	7	3	6	—	16
Auburn	7	3	0	6	—	16

AU - Tillman 17 pass from Burger (Lyle kick), 5:47, 1st
 SU - Glover 12 pass from McPherson (Vesling kick), 14:54, 2nd
 AU - Lyle 40 FG, 0:47, 2nd
 SU - Vesling 27 FG, 5:34, 3rd
 AU - Lyle 41 FG, 13:27, 4th
 SU - Vesling 32 FG, 8:53, 4th
 SU - Vesling 38 FG, 2:04, 4th
 AU - Lyle 30 FG, 0:01, 4th

	SU	AU
First Downs	23	14
Rushing Yards	174	41
Passing Yards	140	229
Passing (C-A-I)	11-21-0	25-34-1
Total Offense	314	270
Punts-Avg.	5-35.6	6-44.8
Fumbles/Lost	2/0	1/0
Penalty-Yards	2-20	5-43
Time of Possession	37:35	22:25

RUSHING: (SU) Drummond 17-82, Johnston 14-50, McPherson 20-31, Owens 4-11; (AU) Danley 13-42, Ware 4-3, Weygand 1(-2), Burger 4(-2).

PASSING: (SU) McPherson 11-21-0-140 1 TD; (AU) Burger 24-33-1-171 1 TD, Donaldson 1-1-0-58.

RECEIVING: (SU) Glover 6-91 1 TD, Kane 2-30, Kelly 1-8, Johnston 1-6, Drummond 1-5; (AU) Danley 7-34, Tillman 6-125 1 TD, Donaldson 4-14, Reeves 3-20, Weygand 2-15, Ware 2-0, Bolton 1-15.

Attendance: 75,495



Auburn Bowl History



1989 Sugar Bowl



Florida State 13
Auburn 7

January 2, 1989
Louisiana Superdome
New Orleans, Louisiana

Auburn lost to Florida State 13-7 in one of the most exciting Sugar Bowls ever played. The Tigers spotted FSU a 13-0 lead early in the second quarter, then came roaring back and almost

overtook the Seminoles in the final seconds of the game.

Seminole tailback Sammie Smith became the first back in more than two years to gain 100 yards rushing against Auburn. Then the Tigers began their run. Auburn scored on a 20-yard pass from Reggie Slack to All-America tight end Walter Reeves to cut the FSU lead to six points. The Tigers had another first half threat when linebacker Smokey Hodge

Florida St.	10	3	0	0	—	13
Auburn	0	7	0	0	—	7

FSU - D.Williams 2 run (Andrews kick), 9:48, 1st
FSU - Mason 35 FG, 5:57, 1st
FSU - Mason 31 FG, 11:00, 2nd
AU - Reeves 20 pass from Slack (Lyle kick), 4:09, 2nd

	FSU	AU
First Downs	21	18
Rushing Yards	148	108
Passing Yards	157	162
Passing (C-A-I)	14-27-1	19-33-3
Total Offense	305	270
Punts-Avg.	4-35.0	4-35.8
Fumbles/Lost	2/1	3/2
Penalty-Yards	6-45	5-65
Time of Possession	33:35	26:25

RUSHING: (FSU) Smith 24-115, Carter 7-25, Williams 7-16 1 TD, Butts 1-6, Floyd 1-5, Dawsey 1-0, S.Ferguson 6-(-19); **(AU)** Danley 19-68, Joseph 8-47, Harris 4-6, Weygand 1-(-4), Slack 4-(-9).

PASSING: (FSU) S.Ferguson 14-26-1-157, Johnson 0-1-0-0; **(AU)** Slack 19-33-3-162 1 TD.

RECEIVING: (FSU) Anthony 3-47, Carter 3-25, O'Malley 2-31, Williams 2-20, Dawsey 2-10, Johnson 1-16, Butts 1-8; **(AU)** Taylor 5-35, Danley 5-2, Tillman 4-48, Weygand 3-40, Reeves 2-37 1TD.

Attendance: 61,934

intercepted an FSU pass and returned it to the FSU 25, but a fumble at the 12 cost Auburn a scoring opportunity. Time and time again in the second half, the Auburn defense stopped Florida State scoring threats, and with three minutes left, the Tigers began their move to glory from their own four-yard line. Auburn converted three fourth down plays as it moved down field, but with five seconds left, an intercepted pass ended Auburn's hopes of victory and gave Auburn a 1-1-1 record in three Sugar Bowl appearances under Coach Pat Dye.

1990 Hall of Fame Bowl



Ohio State 14
Auburn 31

January 1, 1990
Tampa Stadium
Tampa, Florida

Reggie Slack led the No. 9-ranked Tigers to victory on New Year's Day as they defeated the Ohio State Buckeyes. Auburn started off slow with Slack throwing two interceptions in the first

minutes of play. But when Stacy Danley got the wind knocked out of him, the Tigers began playing a different game.

With the Buckeyes leading 14-3 in the second quarter, Shane Wasden returned a punt 34 yards to Ohio State's 33. As the clock was ticking down, Slack threw 11 yards to Greg Taylor for a touchdown.

In their first three possessions in the second half, the Tigers scored three times and led OSU 31-14. The big drive came in the second possession of third quarter with Auburn winning 17-14. The Tigers went 80 yards in 16 plays. On third and 11 at the OSU 41, Slack threw to

Ohio State	7	7	0	0	—	14
Auburn	3	7	7	14	—	31

OSU - Snow 1 run (O'Morrow kick), 6:50, 1st
AU - Lyle 19 FG, 2:14, 1st
OSU - B. Stableim 9 pass from Frey (O'Morrow kick), 13:36, 2nd
AU - Taylor 11 pass from Slack (Lyle kick), 0:11, 2nd
AU - Taylor 4 pass from Slack (Lyle kick), 9:50, 3rd
AU - Slack 5 run (Lyle kick), 9:22, 4th
AU - Casey 2 pass from Slack (Lyle kick), 7:20, 4th

	OSU	AU
First Downs	18	21
Rushing Yards	66	171
Passing Yards	232	141
Passing (C-A-I)	16-31-1	16-23-2
Total Offense	298	312
Punts-Avg.	7-41.1	5-40.8
Fumbles/Lost	1/0	1/0
Penalty-Yards	5-33	2-15
Time of Possession	28:13	31:47

RUSHING: (OSU) S.Graham 12-53, Snow 13-42 1 TD, Lee 2-0, Dumas 1-(-1), Frey 8-(-28); **(AU)** Danley 20-85, Williams 10-46, Joseph 7-43, Strong 2-7, A.Wright 1-4, Slack 5-(-14) 1 TD.

PASSING: (OSU) Frey 16-31-1-232 1 TD; **(AU)** Slack 16-22-2-141 3 TD, McIntosh 0-1-0-0.

RECEIVING: (OSU) J.Graham 5-103, Olive 4-55, Snow 3-30, Palmer 1-25, B.Stableim 1-9 1 TD, Lee 1-5, S.Graham 1-5; **(AU)** A.Wright 4-59, Taylor 4-33, 2 TD, Joseph 3-20, Casey 2-15, 1 TD, Wasden 1-9, Danley 1-8, Cherry 1-(-3).

Attendance: 61,934

Wasden for nine yards. He then threw to Alexander Wright on fourth and 2. Finally, three plays later, Slack raced up the middle seven yards for a touchdown with 8:33 to go in the game.

Auburn clinched the win with a 32-yard drive at the end of the game. When Ohio State failed at a fake punt attempt, Auburn used it to its advantage. Slack threw to Casey for a two-yard touchdown, putting the Tigers out of reach.


Reggie Slack was MVP of the game. He completed 16 of 22 passes for 141 yards, three touchdowns and rushed for a touchdown. Auburn ended the season with a 10-2 record.



Auburn Bowl History



1990 Peach Bowl



Indiana 23
Auburn 27

December 29, 1990
Atlanta-Fulton County Stadium
Atlanta, Georgia

Quarterback Stan White put the lid on a late Auburn come-from-behind win when he scampered one yard on a fourth-down bootleg to lift Auburn to a 27-23 win over Indiana in the 1990

Peach Bowl.

White's game-winning touchdown was his second of the day as the Tigers finished the 1990 season 8-3-1. For his efforts the freshman was named the Offensive MVP of the game. Auburn linebacker Darrel Crawford was named the Defensive MVP as the Tigers limited Indiana to just 220 yards total offense.

Auburn opened the scoring with White's first touchdown of the day, a six-yard run with 3:37 to play in the first quarter. Indiana tied the game at 7-7 on the final play of the first period when Trent Green scored from three yards out.

Auburn scored on an 11-yard White to Alex Smith pass and tacked on a 26-yard Jim Von Wyl field goal to take a 17-10 lead into the half.

Following a scoreless third period, the Hoosiers took a 23-17 lead into the game's final minutes on the strength of two more touchdown runs by Green. Green's third touchdown of the day came with just 2:27 to play.

White and receiver Herbert Casey converted on a pair of critical third down situations on Auburn's final drive of the game to set up White's game winner in the last bowl game Auburn would play with Pat Dye as head coach.

Indiana	7	3	0	13	—	23
Auburn	7	10	0	10	—	27

AU - White 5 run (Von Wyl kick), 11:23, 1st
IU - Green 3 run (Bonnell kick), 0:00, 1st
AU - Smith 11 pass from White (Von Wyl kick), 12:09, 2nd
IU - Bonnell 42 FG, 5:57, 2nd
AU - Von Wyl 26 FG, 1:23, 2nd
AU - Von Wyl 43 FG, 11:34, 4th
IU - Green 2 run (run failed), 6:32, 4th
IU - Green 6 run (Bonnell kick), 2:27, 4th
AU - White 1 run (Von Wyl kick), 0:39, 4th

	IU	AU
First Downs	15	24
Rushing Yards	121	89
Passing Yards	99	351
Passing (C-A-I)	10-19-0	31-48-0
Total Offense	220	440
Punts-Avg.	5-41.4	3-23.0
Fumbles/Lost	1/1	2/2
Penalty-Yards	6-55	12-75
Time of Possession	31:51	28:09


RUSHING: (IU) Dunbar 21-81, Thompson 5-17, Miller 3-16, Green 14-7 3 TD; (AU) Williams 12-52, Smith 5-24, Joseph 5-20, Richardson 3-4, White 5-(-2) 2 TD.

PASSING: (IU) Green 10-19-0-99; (AU) White 31-48-0-351 1 TD.

RECEIVING: (IU) Thomas 3-43, Turner 3-26, Coleman 2-26, Dunbar 2-4; (AU) Hall 9-74, Casey 7-159, Baxter 4-22, Wasden 3-21, Hines 2-25, Joseph 2-16, Williams 2-12, Smith 1-11 1 TD, Overton 1-11.

Attendance: 38,912

1996 Outback Bowl



Penn State 43
Auburn 14

January 1, 1996
Tampa Stadium
Tampa, Florida

Under dark skies and incessant rain, Auburn's first bowl appearance in five years was anything but pleasant. Penn State routed the Tigers, 43-14.

Penn State opened the game with a 64-yard drive, but was stopped at the Auburn one after three downs inside the Tiger five. Brett Conway converted a 19-yard field goal for a 3-0 lead.

Richardson was intercepted by Dell McGee at the Penn State 36. Five downs later, Nix connected with freshman receiver Robert Baker for a 25-yard touchdown and a 7-3 lead.

Conway field goals of 22- and 38-yards put Penn State on top to stay at 9-7.

Auburn took possession deep in its own territory with 1:43 remaining in the half. On third down with 19 seconds left, Nix, on the run, threw an ill-advised pass down the sideline that fell into the hands of free safety Kim Herring.

Penn State quickly went to work. Richardson completed a 43-yard pass down the left sideline to Joe Jurevicius at the Auburn eight. With five seconds left, Richardson found running back Mike Archie over the middle for a score.

The Nittany Lions scored on all four possessions in the third quarter. In the first drive, Richardson capped an eighty-yard effort with a nine-yard strike to Engram.

Midway through the fourth, following a Penn State fumble, Auburn mounted a 43-yard scoring drive. Fullback Kevin McLeod raced up the middle for a touchdown and a final margin of 43-14.

Penn State	3	13	27	0	—	43
Auburn	0	7	0	7	—	14

PSU - Conway 19 FG, 8:18, 1st
AU - Baker 25 pass from Nix (Hawkins kick), 12:39, 2nd
PSU - Conway 22 FG, 9:14, 2nd
PSU - Conway 38 FG, 1:43, 2nd
PSU - Archie 8 pass from Richardson (Conway kick), 0:05, 2nd
PSU - Engram 9 pass from Richardson (Conway kick), 9:51, 3rd
PSU - Pitts 4 pass from Richardson (pass failed), 7:27, 3rd
PSU - Enis 1 run (Conway kick), 4:20, 3rd
PSU - Engram 20 pass from Richardson (Conway kick), 3:21, 3rd
AU - McLeod 12 run (Hawkins kick), 5:49, 4th

	PSU	AU
First Downs	22	19
Rushing Yards	266	220
Passing Yards	221	94
Passing (C-A-I)	14-29-1	8-33-2
Total Offense	487	314
Punts-Avg.	4-35.7	8-39.1
Fumbles/Lost	1/0	5/2
Penalty-Yards	6-35	5-39
Time of Possession	32:11	27:49

RUSHING: (PSU) Pitts 15-118, Milne 12-82, Archie 5-41, Enis 12-24, 1 TD, Sload 2-4, Eberly 1-(-1), McQueary 1-(-1), D.Ostrosky 1-(-1); (AU) Davis 12-119, Morrow 10-39, Craig 11-34, McLeod 2-20 1 TD, Beasley 2-9, Goodson 0-4, Nix 3-(-5).

PASSING: (PSU) Richardson 13-24-1-217 4 TD, McQueary 1-4-0-4, Archie 0-1-0-0; (AU) Nix 5-25-2-48 1 TD, Craig 3-8-0-46.

RECEIVING: (PSU) Engram 4-113 2 TD, Olsommer 2-21, Scott 2-17, Archie 2-14 1 TD, Jurevicius 1-43, Milne 1-5, Pitts 1-4 1 TD, Stephenson 1-4; (AU) Bailey 1-32, Baker 1-25 1 TD, Dillard 1-12, Hand 1-8, Goodson 1-8, Gosha 1-5, Fuller 1-4, McLeod 1-2.

Attendance: 65,313



Auburn Bowl History



1996 Independence Bowl



Army 29
Auburn 32

December 31, 1996
Independence Stadium
Shreveport, Louisiana

Army's J. Parker's 27-yard field goal attempt with 29 seconds remaining sailed wide right as Auburn held off a late Cadet charge to win the 1996 Independence Bowl, 32-29.

In winning its first bowl game in six years, Auburn utilized the talents of quarterback Dameyune Craig. Craig threw for an Independence and Auburn bowl record 370 yards while rushing for 75 more in earning Offensive MVP honors.

Craig led Auburn to the game's first 20 points, throwing touchdown strikes to Tyrone Goodson (30 yards) and Willie Gosha (seven yards) and setting up a pair of Jaret Holmes field goals.

Meanwhile, the Tiger defense held Army's option attack in check for most of the first half. The Cadet's finally got on the scoreboard when Bobby Williams scored with 1:27 remaining in the first half to make it 20-7, Auburn.

Army	0	7	0	22	—	29
Auburn	10	10	12	0	—	32

AU - Holmes 31 FG, 10:59, 1st
 AU - Goodson 30 pass from Craig (Holmes kick), 5:20, 1st
 AU - Gosha 7 pass from Craig (Holmes kick), 12:17, 2nd
 AU - Holmes 49 FG, 3:15, 2nd
 ARMY - B.Williams 3 run (Parker kick), 1:15, 2nd
 AU - Craig 33 run (pass failed), 8:51, 3rd
 AU - R.Williams 18 run (pass failed), 1:04, 3rd
 ARMY - Perry 12 run (Parker kick), 12:44, 4th
 ARMY - B.Williams 1 run (Parker kick), 5:52, 4th
 ARMY - Richardson 30 pass from McAda (B.Williams run), 1:27, 4th

	ARMY	AU
First Downs	21	27
Rushing Att.-Yards	58-239	36-107
Passing Yards	148	370
Passing (C-A-I)	9-16-0	24-42-1
Total Offense	387	531
Punts-Avg.	6-43.0	2-41.5
Fumbles/Lost	1/1	3/2
Penalty-Yards	3-20	5-47
3rd Down Conv.	4-of-13	7-of-16
Time of Possession	:30:12	29:48

RUSHING: (ARMY) Perry 19-80 1 TD, B.Williams 11-79 2 TD, McAda 13-46, Brizic 9-33, Hewitt 5-21, Thomas 1-(-20); **(AU)** Craig 13-75 1 TD, R.Williams 12-72 1 TD, Beasley 8-5, McLeod 2-5, Cooper 1-4.
PASSING: (ARMY) McAda 9-16-0-148 1 TD; **(AU)** Craig 24-42-1-370 2 TD.
RECEIVING: (ARMY) B.Williams 3-74, Richardson 2-59 1 TD, Thomas 1-13, Brizic 1-6, Leshinski 1-5, Perry 1-(-9); **(AU)** Gosha 10-132 1 TD, Baker 5-103, Bailey 4-39, Goodson 2-78 1 TD, Cooper 2-15, McCoverly 1-3.

Attendance: 41,366

1998 Peach Bowl



Clemson 17
Auburn 21

January 2, 1998
Georgia Dome
Atlanta, Georgia

Auburn scored 15 fourth-quarter points to support a tenacious Tiger defensive effort in a 21-17 Peach Bowl win over Clemson.

Auburn trailed 17-6 entering the final stanza, but cut the lead to 17-12 on Dameyune Craig's 22-yard scramble early in the quarter.

Five minutes later, Rusty Williams put the Tigers ahead to stay, 18-17, with a seven-yard run. Jaret Holmes added a 22-yard field goal, his third of the day, with 4:11 left.

Auburn's defense dominated the game, holding Clemson under 100 yards in both rushing (60) and passing (86) and to just 146 yards total. Auburn held Clemson to just four first downs and had just one of 14 third-down attempts converted against it.

Holmes' career-long 52-yard field goal gave Auburn a 3-0 with 9:49 left in the first quarter. But Clemson took the lead midway through the second quarter after blocking a Holmes' punt. Chad Speck returned the block 18 yards for a touchdown and a 7-3 Clemson lead.

Auburn trimmed the lead to 7-6 with a 24-yard Holmes field goal before halftime, but another blocked punt set up another Clemson touchdown with 5:15 left in the third.

	CU	AU
First Downs	4	18
Rushing Att.-Yards	27-60	36-107
Passing Yards	.86	259
Passing (C-A-I)	11-25-1	15-44-0
Total Offense	146	366
Punts-Avg.	9-43.7	6-25.8
Fumbles/Lost	1/0	1/1
Penalty-Yards	5-59	7-63
3rd Down Conv.	1-of-14	5-of-18
Time of Possession	:28:06	31:54

RUSHING: (CU) Priester 19-74, Austin 3-3, Witherspoon 1-2 1 TD, Greene 4-(-7); **(AU)** R.Williams 18-71 1 TD, Craig 9-25 1 TD, Carter 4-7, Beasley 5-4.
PASSING: (CU) Greene 11-25-1-86; **(AU)** Craig 15-44-0-259.
RECEIVING: (CU) Austin 3-32, Horne 2-10, Hall, 2-6, Wofford, 2-5, Gardner 1-27, Lawyer 1-6; **(AU)** Bailey 4-119, Goodson 4-65, Poor 4-43, R.Williams 1-33, Lowe 1-8, Beasley 1-(-9).

Attendance: 71,212



Auburn Bowl History



2001 Florida Citrus Bowl



Auburn 28
Michigan 31

January 1, 2001
Florida Citrus Bowl
Orlando, Florida

The 20th-ranked Auburn Tigers made a late fourth quarter charge, but fell short, losing to 17th-ranked Michigan Wolverines, 31-28, in the Capital One Florida Citrus Bowl.

The Tigers utilized the arm of senior quarterback Ben Leard who set two Auburn bowl records by throwing for 394 yards and three touchdowns. Answering a first quarter 31-yard Wolverine touchdown pass from Drew Henson to David Terrell, Leard threw his first of touchdown to Ronney Daniels in the second quarter to tie the game at 7-7.

Auburn took the lead as Leard hit senior Clifton Robinson on a 20-yard touchdown with 11:04 before the half. But, Henson connected on a four-yard pass to B.J. Askew to tie the game at 14-14. Michigan regained the lead on an 11-yard scamper from Anthony Thomas to end the first half at 21-14.

Michigan built its lead to 28-14 in the third quarter as Thomas, named the game's MVP, entered the endzone on a 25-yard burst, his longest of the day. Auburn junior running back Rudi Johnson crossed the goal line with 4:08 to go in the third, to bring Auburn within seven, 28-21. The Wolverines connected on a 41-yard field goal by Hayden Epstein to increase their lead to 31-21 to end the quarter.

Leard responded by connecting with freshman Deandre Green on a 21-yard pass in the endzone to trim Michigan's lead to three, 31-28, with 2:26 to go.

Duval's ensuing on-side kick was recovered by Michigan and the Wolverines ran out the clock to earn the 31-28 win.

Leard was named Auburn's offensive MVP while Javor Mills, who recorded six tackles and two sacks, was the Tigers' defensive MVP.

Auburn	0	14	7	7	—	28
Michigan	7	14	10	0	—	31

UM - Terrell 31 pass from Henson (Epstein kick), 6:27, 1st
 AU - Daniels 19 pass from Leard (Duval kick), 14:17, 2nd
 AU - C. Robinson 20 pass from Leard (Duval kick), 11:04, 2nd
 UM - Askew 4 pass from Henson (Epstein kick), 6:41, 2nd
 UM - Thomas 11 run (Epstein kick), 0:54, 2nd
 UM - Thomas 25 run (Epstein kick), 6:41, 3rd
 AU - Johnson 12 run (Duval kick), 4:08, 3rd
 UM - Epstein 41 field goal, 1:35, 3rd
 AU - Green 21 pass from Leard (Duval kick), 2:26, 4th

	AU	UM
First Downs	23	21
Rushing Att.-Yards	35-92	42-159
Passing Yards	394	294
Passing (C-A-I)	28-37-2	15-21-0
Total Offense	486	453
Punts-Avg.	3-42.7	4-43.5
Fumbles/Lost	2/1	2/1
Penalty-Yards	7-60	2-20
Time of Possession	30:03	29:57

RUSHING: (AU) Johnson 25-85 (TD), Evans 3-16, C. Robinson 1-4, Carter 2(-2), Leard 4(-11); (UM) Thomas 32-182 (2 TD), Bellamy 3-13, Cross 1-0, Henson 6(-36).
PASSING: (AU) Leard 28-37-2, 394 (3 TD); (UM) Henson 15-20-0, 294 (2 TD), Thomas 0-1-0, 0.
RECEIVING: (AU) Daniels 7-98 (TD), Willis 5-69, Evans 4-51, Green 4-49 (TD), C. Robinson 3-70 (TD), Carter 3-42, Johnson 2-15; (UM) Terrell 4-136 (TD), Walker 4-100, Thomas 4-32, Askew 3-26 (TD).

Attendance: 66,928

2001 Chick-fil-A Peach Bowl



Auburn 10
North Carolina 16

December 31, 2001
Georgia Dome
Atlanta, Georgia

A New Year's Eve invitation to the Chick-fil-A Peach Bowl pitted 7-4 Auburn against 7-5 North Carolina. In a defensive battle, North Carolina held off a late fourth quarter charge to beat

Auburn, 16-10, in the Georgia Dome in Atlanta.

In the first quarter, North Carolina recovered a fumble and returned it 18 yards to the Tiger 10-yard line. Two plays later, North Carolina tailback Willie Parker took the ball off right end for the UNC touchdown.

The only other score in the half came when the Tar Heels drove the ball 84 yards resulting in a field goal by kicker Jeff Reed.

North Carolina came out of halftime and added to their lead as Peach Bowl Offensive MVP QB Ronald Curry scrambled 62 yards for a touchdown putting UNC ahead 16-0.

The Auburn defense responded well, not allowing any more points for the rest of the game and treated football fans to a play that will be remembered in Auburn football history.

An errant Darian Durant pass was snatched out of the air by whip Karlos Dansby as he was falling out of bounds. Dansby then tossed the ball to linebacker Dontarrius Thomas to complete an amazing interception. The play was later nominated for the ESPY Awards' "Most Spectacular Play" of the year.

The Auburn offense, feeding off the momentum from the interception, moved the ball down the field. Jason Cambell connected with Casinius Moore on an 11-yard pass that set up Damon Duval's 34-yard field goal with 13:16 left in the game.

After recovering a muffed snap late in the fourth quarter, backup QB Daniel Cobb connected with tight end Lorenzo Diamond, who rumbled 12 yards for an Auburn touchdown, pulling the Tigers within six points.

North Carolina recovered the ensuing onside kick to hold on for the 16-10 win.

N. Carolina	7	3	6	0	—	16
Auburn	0	0	0	10	—	10

UNC - Parker 10 run (Reed kick), 9:34, 1st
 UNC - Reed 22 field goal, 0:55, 2nd
 UNC - Curry 62 run (Reed kick failed), 8:25, 3rd
 AU - Duval 34 field goal, 13:16, 4th
 AU - Diamond 12 pass from Cobb (Duval kick), 1:18, 4th

	UNC	AU
First Downs	12	12
Rushing Att.-Yards	40-174	32-31
Passing Yards	114	145
Passing (C-A-I)	13-21-1	18-28-2
Total Offense	288	186
Punts-Avg.	3-39.8	9-49.3
Fumbles/Lost	1/1	0/0
Penalty-Yards	9-73	4-26
3rd Down Conv.	4-of-15	2-of-13
Time of Possession	32:02	27:58

RUSHING: (UNC) Parker 19-131 (TD), Curry 10-67; Lewis 3-6, Williams 2-0, Team 3(-5), Durant 2(-12), Lafferty 1(-13); (AU) Brown 6-28, Butler 8-22, Moore 5-21, Campbell 8-1, Johnson 1-0, Carter 1(-7), Team 3(-34).

PASSING: (UNC) Durant 7-14-1, 76; Curry 5-6-0, 25; Lafferty 1-1-0, 13; (AU) Campbell 12-18-1, 74; Cobb 6-10-1, 71 (TD).

RECEIVING: (UNC) Aiken 7-73, Parker 3-24, Davis 3-17; (AU) Daniels 3-21, Willis 3-17, Diamond 2-17 (TD), Moore 2-16, Walkins 2-16, Johnson 2-14, Carter 1-21, Ratiff 1-18, McIntyre 1-8, Brown 1(-4).


Attendance: 71, 827



Auburn Bowl History



2003 Capital One Bowl



Auburn 13
Penn State 9
 January 1, 2003
 Florida Citrus Bowl
 Orlando, Florida

On a warm and windy day in Orlando, the 19th-ranked Auburn Tigers knocked off 10th-ranked Penn State behind a stymieing defense and Capital One Bowl MVP Ronnie Brown's 184 yard, two touchdown performance. Penn State's Larry Johnson, who finished third in the Heisman Trophy balloting, was unable to get on track as Auburn's defense limited him to only 72 yards on 20 carries.

Auburn fumbled on its first possession giving Penn State the ball on the 15-yard line, but the Nittany Lions were forced to settle for a 21-yard Robbie Gould field goal.

The Auburn defense held the Nittany Lion's offense the rest of the half, allowing only a 27-yard field goal by Gould.

After a sluggish first half, the Tigers came out in the third quarter with a run-dominated offensive scheme and Ronnie Brown punished the Penn State defenders to the tune of 119 second half yards.

Auburn took its first possession of the second half and marched 74 yards, scoring on a one-yard Brown touchdown run, which put Auburn ahead, 7-6. The fast Tiger defense took control, allowing Penn State only 31 yards of offense in the third quarter.

Penn State replaced quarterback Zack Mills with Michael Robinson who sparked the Nittany Lion offense to a fourth quarter field goal, putting Penn State up 9-7.

On Auburn's next possession, Damon Duval's punt was downed at the one-yard line pinning Penn State deep in their own territory.

Penn State	3	3	0	3	—	9
Auburn	0	0	7	6	—	13

PSU - Gould 21 field goal, 10:26, 1st
 PSU - Gould 27 field goal, 1:44, 2nd
 AU - Brown 1 run (Duval kick), 3:52, 3rd
 PSU - Gould 31 field goal, 10:10, 4th
 AU - Brown 17 run (pass failed), 2:19, 4th

	PSU	AU
First Downs	15	12
Rushing Att.-Yards	36-170	50-200
Passing Yards	98	78
Passing (C-A-I)	10-27-1	10-17-1
Total Offense	268	278
Punts-Avg.	5-38.2	4-48.2
Fumbles/Lost	2/1	3/1
Penalty-Yards	7-68	9-84
3rd Down Conv.	3-of-14	7-of-16
Time of Possession	27:49	32:11

RUSHING: (PSU) Johnson 20-72, Mills 9-56, M. Robinson 5-30, Smith 1-10, Jefferson 1-2; (AU) Brown 37-184 (2 TD), Smith 5-10, Campbell 8-6.

PASSING: (PSU) Mills 8-24-1, 67; M. Robinson 2-3-0, 31; (AU) Campbell 10-17-1, 78.

RECEIVING: (PSU) T. Johnson 2-54, Kranckick 2-15, L. Johnson 2-8, M. Robinson 2-7, McHugh 1-8, Williams 1-6; (AU) Aromashodu 2-18, R. Johnson 2-17, Diamond 1-11, Obomanu 1-11, Daniels 1-9, M. Willis 1-6, Smith 1-5, Brown 1-1.

Attendance: 66,334

After a short punt by Penn State, Auburn drove the ball inside the red zone, where Ronnie Brown bounced a run to the outside taking it 17 yards for the game winning touchdown.

Brown's 184 yards rushing were the most ever by an Auburn player in a bowl, and it was the most yards rushing of anyone in the 2003 bowl season. Dontarrius Thomas was named the game's defensive MVP after helping hold Penn State to just 268 yards.

2003 Gaylord Hotels Music City Bowl



Wisconsin 14
Auburn 28
 December 31, 2003
 The Coliseum
 Nashville, Tennessee

With the combination of a stellar defensive performance that included six sacks and the leadership of MVP Jason Campbell, Auburn put together 14 fourth-quarter points en route to a 28-14 Music City Bowl win over Wisconsin.

After a scoreless first period, Wisconsin started the second quarter by driving to the Auburn seven-yard line where the Badgers had a first and goal, but Auburn's defense forced Wisconsin to settle for a 20-yard field goal for a 3-0 lead.

Auburn responded on the next drive as Ronnie Brown gained 43 yards on six carries culminating with a one-yard touchdown to give the Tigers a 7-3 lead. Wisconsin managed another field goal before the half to make the score 7-6 at the intermission.

Auburn struck first in the second half, going 80 yards on 16 plays and taking 7:16 off the clock. Carnell Williams finished the drive with a one-yard plunge up the middle for the touchdown.

In the fourth quarter, Jim Sorgi led Wisconsin on a 52-yard drive, capping it with a 12-yard pass to Lee Evans for a touchdown and a two-point conversion pass to tie the game at 14.

The Badgers seemed to have the momentum in their favor until Carlos Rogers deflected a pass that Will Herring intercepted on the Auburn 13-yard line. Two plays later, Campbell connected with Jeris McIntyre on third and eight for a 51-yard gain to the Wisconsin 34-yard line. It took Auburn just three more plays to put it in the end zone as Brown scored for the second time from two yards out.

Auburn put an exclamation point on the game during the ensuing Wisconsin drive when Reggie Torbor and Karlos Dansby sandwiched Sorgi, causing a fumble. T.J. Jackson recovered it, and two plays later Auburn put the final points on the board with a one-yard run by Williams to make the score 28-14.

Campbell passed for 138 yards, rushed for 67 yards and engineered two fourth-quarter scoring drives. Auburn's de-fense held Wisconsin to 261 yards. Torbor collected 2.5 sacks and Dansby totaled a team-high 10 tackles including 1.5 sacks.

Wisconsin	0	6	0	8	—	14
Auburn	0	7	7	14	—	28

UW - Allen 20 field goal, 9:44, 2nd
 AU - Brown 1 run (Vaughn kick), 4:37, 2nd
 UW - Allen 35 field goal, 2:42, 2nd
 AU - Williams 1 run (Vaughn kick), 1:32, 3rd
 UW - Evans 12 pass from Sorgi (Daniels pass from Sorgi), 8:52, 4th
 AU - Brown 2 run (Vaughn kick), 3:30, 4th
 AU - Williams 1 run (Vaughn kick), 1:37, 4th

	UW	AU
First Downs	18	15
Rushing Att.-Yards	37-128	40-203
Passing Yards	203	157
Passing (C-A-I)	17-29-1	11-23-1
Total Offense	331	360
Punts-Avg.	4-38.5	8-45.2
Fumbles/Lost	0/0	0/0
Penalty-Yards	4-25	8-86
3rd Down Conv.	6-of-14	6-of-14
Time of Possession	31:00	29:00

RUSHING: (UW) Davis 17-77, Evans 3-19, Bernstein 1-2, Smith 4-1, Stocco 1-(-14), Sorgi 10-(-26); (AU) Williams 18-88 (2 TD), Campbell 9-67, Brown 13-62 (2 TD).

PASSING: (UW) Sorgi 13-22-1, 169 (TD); Stocco 4-7-0, 34; (AU) Campbell 10-22-1, 138; Williams 1-1-0, 19.

RECEIVING: (UW) Williams 6-57, Evans 4-51, Charles 3-48, Daniels 1-14, Bernstein 1-8, Smith 1-6; (AU) McIntyre 3-74, Daniels 3-40, Johnson 2-21, Taylor 1-13, Obomanu 1-6, Brown 1-3.

Attendance: 55,109



Auburn Bowl History



2005 NOKIA Sugar Bowl



Virginia Tech 13
Auburn 16

January 3, 2005
Louisiana Superdome
New Orleans, Louisiana

Auburn completed a perfect season as the No. 3 Tigers held off a late Virginia Tech rally for a 16-13 victory in the NOKIA Sugar Bowl at the Louisiana Superdome. The win

improved the Tigers' record to 13-0 and ensured the first 13-win season in school history.

Auburn, just the seventh team to go undefeated in league play since the Southeastern Conference went to divisional play in 1992, jumped out to a 16-0 lead in the first three quarters before the Hokies got on the board. Two late fourth-quarter scores allowed Virginia Tech back into the game, but an onside kick with two minutes left was recovered by the Tigers.

Jason Campbell, voted the NOKIA Sugar Bowl's Most Valuable Player, threw for 189 yards on 11-of-16 passing and one score. Campbell, who played his last game in an Auburn uniform, connected with Devin Aromashodu on a 5-yard touchdown pass late in the third quarter, giving the Tigers a 16-0 advantage.

The tandem of senior running backs Ronnie Brown and Carnell Williams rushed for 68 and 61 yards, respectively.

Placekicker John Vaughn connected on three field goals in the first half from 23, 19 and 24 yards to send the Tigers to a 9-0 lead entering halftime. The three field goals tied an Auburn record in a bowl game, last set by Jaret Holmes at the 1998 Peach Bowl.

After Campbell connected with Aromashodu for a 16-0 AU lead, Virginia Tech's Josh Morgan found the end zone twice -- the first on a 29-yard reception from Bryan Randall and the second on an 80-yarder with two minutes to play.

The win gave Auburn three straight bowl game victories, a first for the school since 1982-84. It also sent Auburn to its 15th straight victory dating back to the 2003 season, the program's longest since 1993-94 and second longest streak in school history. The 15 consecutive wins gave the Tigers national prominence as the third-longest in the nation at the end of the season, trailing only Southern California and Utah.

Virginia Tech	0	0	0	13	—	13
Auburn	6	3	7	0	—	16

VT	AU
First Downs	19 14
Rushing Att.-Yards	22-76 43-110
Passing Yards	299 189
Passing (C-A-I)	21-38-2 11-16-1
Total Offense	375 299
Punts-Avg.	5-35.2 4-43.0
Fumbles/Lost	0/0 1/1
Penalty-Yards	7-57 4-35
3rd Down Conv.	3-of-12 6-of-15
Time of Possession	26:26 33:34

RUSHING: (VT) Randall 9-45, Imoh 6-16, Humes 6-10, Hamilton 1-5; (AU) Brown 14-68, C. Williams 19-61.
PASSING: (VT) Randall 21-38-2, 299 (2 TD); (AU) J. Campbell 11-16-1, 189 (TD).
RECEIVING: (VT) Hyman 5-71, Morgan 3-126 (2 TD), Royal 3-37, King 3-12, Clowney 2-23, Mazzetta 1-20, Humes 1-10; (AU) Taylor 5-87, Mix 2-68, C. Williams 2(-6), Wallace 1-35, Aromashodu 1-5 (TD).

Attendance: 77,349

2006 Capital One Bowl



Wisconsin 24
Auburn 10

January 2, 2006
Citrus Bowl
Orlando, Florida

Brian Calhoun rushed for 213 yards and one touchdown and John Stocco passed for 301 yards and two scores as Wisconsin defeated Auburn, 24-10, in the 2006 Capital One Bowl. The loss snapped

Auburn's three-game bowl winning streak.

Wisconsin took a 17-0 lead into halftime, but the Tigers scored 10 straight points to pull within 17-10 early in the fourth quarter. Brandon Cox found Courtney Taylor for a 9-yard score at the 14:49 mark of the fourth to pull Auburn within seven.

However, Calhoun rushed for a 33-yard touchdown less than two minutes later, giving the Badgers the final 24-10 outcome.

Cox finished 15-of-33 for 137 yards and one touchdown, while Kenny Irons rushed for 88 yards -- giving him 1,293 on the season - the sixth-best single-season mark in Auburn history.

Ben Obomanu ended his Auburn career with five receptions for 62 yards. His senior counterpart, Anthony Mix, caught two passes for 11 yards, giving him 1,010 yards in his career.

Wisconsin opened the game's scoring when Stocco found Brandon Williams on a 30-yard reception at the 7:55 mark of the first quarter.

UW's Taylor Mehlhaff connected on his only field goal of the day, a 19-yarder, at the end of the first quarter, then watched as Stocco found Owen Daniels for a 13-yard touchdown pass in the second quarter.

John Vaughn connected on a 19-yard field goal, his 12th of the season, in the third quarter to put Auburn on the board.

Defensively, David Irons led the Tigers with 11 tackles.

Senior Wayne Dickens posted his second multiple-sack game of the season, finishing with two, while Stanley McClover had one.

Wisconsin	10	7	0	7	—	24
Auburn	0	0	3	7	—	10

UW - B. Williams 30 pass from Stocco (Mehlhaff kick), 7:55, 1st
UW - Mehlhaff 19 field goal, 0:21, 1st
UW - Daniels 13 pass from Stocco (Mehlhaff kick), 7:19, 2nd
AU - Vaughn 19 field goal, 11:54, 3rd
AU - Taylor 9 pass from Cox (Vaughn kick), 14:49, 4th
UW - Calhoun 33 run (Mehlhaff kick), 13:22, 4th

	UW	AU
First Downs	24	19
Rushing Att.-Yards	42-247	35-99
Passing Yards	301	137
Passing (C-A-I)	15-27-0	15-33-1
Total Offense	69-548	68-236
Punts-Avg.	3-45.3	6-45.7
Fumbles/Lost	2/1	1/1
Penalty-Yards	7-56	5-35
3rd Down Conv.	7-of-15	4-of-14
Time of Possession	31:48	29:12

RUSHING: (UW) Calhoun 20-213 (TD), B. Williams 4-35, Walker 2-9, Team 1-0, Stocco 5(-10); (AU) K. Irons 22-88, Lester 7-31, Obomanu 1-8, Cox 5(-28).
PASSING: (UW) Stocco 15-27-0, 301 (2TD); (AU) Cox 15-33-1, 137 (TD).
RECEIVING: (UW) B. Williams 6-173 (TD), Orr 4-74, Daniels 3-46 (TD), Calhoun 1-8, J. Walker 1-0; (AU) Obomanu 5-62, Aromashodu 2-16, Taylor 2-14 (TD), Mix 2-11, K. Irons 1-21, Lester 1-9, Wallace 1-4, Slaughter 1-0.


Attendance: 57,221



Auburn Bowl History



2007 AT&T Cotton Bowl Classic



Auburn 17
Nebraska 14

January 1, 2007
 Cotton Bowl
 Dallas, Texas

John Vaughn's 42-yard field goal in the third quarter proved to be the game winner as Auburn took the 71st AT&T Cotton Bowl Classic with a 17-14 victory over Nebraska in Dallas.

Vaughn connected on his 20th field goal of the season at the 6:20 mark of the third quarter, the game's only points of the second half, to give Auburn its 11th win of the season for the fourth time in school history.

The Auburn defense was stout against Nebraska, limiting the Cornhuskers to just 230 yards of total offense, including 73 in the second half. Karibi Dede began the defense's dominance in the first half, intercepting a Zac Taylor pass and returning it 52 yards to the Nebraska 9-yard line.

Just two plays later, the Auburn offense punched it in the end zone when Brandon Cox found Carl Stewart for a 9-yard score with 56 seconds remaining in the first quarter, evening the score at 7.

Early in the second quarter, the Tigers recovered a fumble at the Cornhuskers' 14 on a failed fake punt attempt. Four plays later, Stewart scored his second TD on a 1-yard run.

After Vaughn's third quarter field goal, the Huskers managed to get in Auburn territory just twice. They punted from Auburn's 34 in the third quarter, and Taylor threw a fourth-down incompleteness from Auburn's 30 late in the fourth quarter.

The Tiger defense finished with two sacks and 11 tackles for loss, highlighted by Sen'Derrick Marks' 2.5. Will Herring finished with seven solo tackles, including two for loss, and was named the game's outstanding defensive player.

Cox finished the game 10-of-21 passing for 111 yards and one score. Of those 10 completions, six were to Courtney Taylor, who, on his fourth catch of the game, broke the Auburn school record for most receptions in a career. He finished with 153.

Kenny Irons paced the Tiger rushing game with 72 yards on 24 carries.

Nebraska started the game's scoring on a Nate Swift 13-yard touchdown reception from Taylor at the 7:37 mark of the first quarter.

With Auburn up 14-7 after Stewart's second quarter touchdown run, Brandon Jackson scored from 20 yards out to cap a 7-play, 72-yard drive that sent the teams into halftime tied at 14.

The win improved Auburn to 18-13-2 all-time in bowl games and 4-3 under head coach Tommy Tuberville.

Auburn	7	7	3	0	—	17
Nebraska	7	7	0	0	—	14

NU - Swift 13 pass from Taylor (Congdon kick), 7:37, 1st
 AU - Stewart 9 pass from Cox (Vaughn kick), 0:56, 1st
 AU - Stewart 1 run (Vaughn kick), 12:22, 2nd
 NU - Jackson 20 run (Congdon kick), 9:00, 2nd
 AU - Vaughn 42 field goal, 6:20, 3rd

	AU	NU
First Downs	12	17
Rushing Att.-Yards	35-67	38-104
Passing Yards	111	126
Passing (C-A-I)	10-21-0	14-27-1
Total Offense	56-178	65-230
Punts-Avg.	6-43.0	6-40.2
Fumbles/Lost	2/2	1/1
Penalty-Yards	6-45	4-45
3rd Down Conv.	4-of-12	5-of-14
Time of Possession	27:00	33:00


RUSHING: (AU) K. Irons 24-72, Tate 4-23, Taylor 1-3, Stewart 1-1 (TD), Cox 5-(-32); (NU) Lucky 25-88, Jackson 7-38 (TD), Nunn 1-(-2), Taylor 4-(-5), Todd 1-(-15).

PASSING: (AU) Cox 21-10-0, 111 (TD); (NU) Taylor 26-14-1, 126 (TD), Team 1-0-0, 0.

RECEIVING: (AU) Taylor 6-70, Rodriguez 1-18, McKenzie 1-12, Stewart 1-9 (TD), K. Irons 1-2; (NU) Lucky 6-67, Swift 3-44 (TD), Jackson 2-(-6), Purify 1-9, Nunn 1-8, Todd 1-4.

Attendance: 66,777

2007 Chick-fil-A Bowl



Clemson 20
Auburn [OT] 23

December 31, 2007
 Georgia Dome
 Atlanta, Georgia

Kodi Burns scored on a 7-yard run in overtime to lift No. 22 Auburn to a 23-20 victory over No. 15 Clemson in the Chick-fil-A Bowl, in the first overtime game in Auburn's bowl history.

Burns' score put the finishing touches on a performance that saw the Tigers record season highs in plays and yards with a spread offense. Auburn ran 90 plays for 423 yards, including 47 rushes and a season-high 43 passes.

Auburn scored first in a low-scoring first half, following a three-and-out by Clemson on the opening possession with an 11-play, 58-yard drive that culminated in Wes Byrum's 36-yard field goal.

After managing just 52 yards of offense in the first quarter, Clemson's C.J. Spiller raced 83 yards down the left sideline to give Clemson a 7-3 lead.

Auburn took the opening kickoff in the second half and marched 78 yards on 10 plays as Burns hit Mario Fannin with a 22-yard pass to give Auburn a 10-7 lead.

Clemson finished an 11-play drive with a 22-yard field goal on the first play of the fourth quarter, knotting the score at 10-10.

After Cox was intercepted, Clemson quickly drove 32 yards for the go-ahead score when James Davis plunged in from a yard out with 11:24 remaining.

Clemson	0	7	0	10	3	—	20
Auburn	3	0	7	7	6	—	23

AU - Byrum 36 field goal, 4:16, 1st
 CU - C.J. Spiller 83 yd run (Mark Buchholz kick), 13:14, 2nd
 AU - Mario Fannin 22 yd pass from Kodi Burns (Wes Byrum kick), 11:33, 3rd
 CU - Mark Buchholz 22 yd field goal, 14:58, 4th
 CU - James Davis 1 yd run (Mark Buchholz kick), 11:24, 4th
 AU - Ben Tate 1 yd run (Wes Byrum kick), 8:27, 4th
 CU - Mark Buchholz 25 yd field goal, OT
 AU - Kodi Burns 7 yd run, OT

	CU	AU
First Downs	12	24
Rushing Att.-Yards	40-189	47-190
Passing Yards	104	233
Passing (C-A-I)	14-33-0	26-43-1
Total Offense	73-293	90-423
Punts-Avg.	8-43.1	8-38.6
Fumbles/Lost	1/0	0/0
Penalty-Yards	1-5	6-40
3rd Down Conv.	5-of-19	7-of-19
Time of Possession	29:14	30:46

RUSHING: (AU) Burns 13-69 (TD), Lester 14-57, Tate 14-54 (TD), Fannin 3-18, Cox 3-(-1); (CU) Spiller 8-112 (TD), Davis 23-72 (TD), Grisham 1-8, Harper 8-(-3)

PASSING: (AU) Cox 39-25-1, 211, Burns 4-1-0, 22 (TD); (CU) Harper 33-14-0, 104

RECEIVING: (AU) Fannin 5-53 (TD), Dunn 5-39, R. Smith 4-45, Lester 3-24, Tate 3-19, Bennett 2-16, Billings 1-13, Hawthorne 1-12, Rodriguez 1-8, Trott 1-4 (CU) Kelly 4-36, Taylor 3-32, Grisham 2-24, Harris 2-12, Spiller 2-(-5), Palmer 1-5.

Attendance: 74,413

Auburn answered right back, again mixing Cox and Burns in the backfield successfully during an 11-play, 70-yard drive. Cox's 18-yard pass to Robert Dunn and a 15-yard rush by Burns set up Ben Tate for a 1-yard run that tied the score at 17-17 with 8:27 left.

In overtime, Clemson settled for a 25-yard field goal on its first possession.

On Auburn's overtime possession, Cox found Rod Smith for 12 yards on 3rd-and-13, then snuck ahead for 2 yards and the first down. Two plays later, Burns powered in for the score, sending the Auburn sideline into a frenzy.

Cox connected on 25-of-39 passes for 211 yards in his final game for Auburn.

The Auburn defense, led by defensive MVP Pat Sims, held Clemson to just 293 yards of offense and 12 first downs.



Auburn Bowl History



2010 Outback Bowl



Northwestern 35
Auburn [OT] 38

January 1, 2010
Raymond James Stadium
Tampa, Florida

Neiko Thorpe tackled Zeke Markshausen at the Auburn 2-yard line on a fake field goal attempt from the 5-yard line to preserve Auburn's 38-35 overtime victory over Northwestern after Wes Byrum's 21-yard field goal gave the Tigers the lead.

With the score tied 21-21, Ben Tate rushed for two touchdowns in the first eight minutes of the fourth quarter. The first came from 5 yards out with 10:10 left and the second was a 7-yard run that seemed to put the Tigers in control, 35-21 with 7:32 left.

Northwestern closed to 35-27 on a 2-yard Kafka touchdown run with 3:20 remaining but the PAT was blocked by Antonio Coleman. With Auburn trying to run out the clock, Brad Phillips forced a Tate fumble at the Northwestern 31 with 3:11 to play. The Wildcats then drove 69 yards to score on a 18-yard touchdown pass from Kafka to Sidney Stewart with 1:15 to play and a tied the game on a successful two-point conversion.

Auburn's Demond Washington returned the ensuing kickoff to midfield before he fumbled, giving the ball back to the Wildcats with 1:03 to play. Northwestern then drove to the Auburn 26 where Demos missed a potential game-winning 44-yard field goal as time expired.

Auburn's defense picked off five Northwestern passes, with Walter McFadden and T'Sharvan Bell collecting two each and Thorpe one. McFadden's two interceptions came on Northwestern's first two drives and helped stake Auburn to an early 14-0 lead. His second interception was returned 100 yards for a touchdown. Auburn took a 21-7 lead on a 46-yard Chris Todd pass to Quindarius Carr with 8:54 to go in the half. Northwestern drove the ball 90 yards from its own 6-yard line late in the half before Kafka threw his third interception, as Bell picked him off in the end zone with 29 seconds remaining.

Northwestern closed to within 21-14 on a 35-yard touchdown pass on another Kafka to Brewer hookup with 2:42 remaining in the third. On their next play from scrimmage, Drake Dunsmore scored on a 66-yard pass from Kafka to tie the score.

Darvin Adams was named the Outback Bowl MVP after grabbing an Outback Bowl record-tying 12 receptions for a career-high 142 yards. Twenty-one Outback Bowl records were broken and 11 more tied during the game. The Wildcats' 115 total plays broke an NCAA record, as did the 98 plays for Kafka (78 passes, 20 rushes). The teams combined for Outback Bowl records of 73 points, 1046 yards of offense and 187 plays from scrimmage.

RUSHING: (AU) - Tate 20-108 (2 TD); Zachery 1-50; McCaleb 6-18; Burns 5-16 (TD); Fannin 2-14; Todd 4-minus 15. (NU) - Schmidt 8-36; Kafka 20-30 (TD); A. Fields 3-8; Simmons 3-7; Markshausen 2-7; Concannon 1-1.
PASSING: (AU) - Todd 20-31-0-235 (TD); Burns 0-2-2-0 (NU) - Kafka 47-78-5-532 (4 TD).
RECEIVING: (AU) - Adams 12-142; Fannin 3-10; Zachery 2-11; Carr 1-46 (TD); Burns 1-23; Blake 1-3. (NU) - Markshausen 12-84; Stewart 10-97 (TD); Dunsmore 9-120 (TD); Brewer 8-133 (2 TD); Ebert 6-64; D. Fields 1-26; A. Fields 1-8.

Attendance: 49,383





AUBURN
UNIVERSITY



Auburn University



Auburn's beautiful main campus--graced by greenery and open spaces and highlighted by historic Samford Park--is made up of 375 buildings spread across 1,875 acres. Buildings in the main campus area are within walking distance of each other. Residence halls are only a short walk from classrooms, dining and athletic facilities. Auburn is located in the southeastern United States in east-central Alabama about 30 miles from the Georgia border.

- U.S. News & World Report has ranked Auburn among the top 50 public universities nationwide for 17 consecutive years. Auburn is ranked a "Best Value" by the Princeton Review.


- AU invests in extensive national assessments to obtain quality, data-driven information for measuring and continually improving instruction and student preparation.

- More than 92 percent of our students and more than 95 percent of our alumni say that if they could start college over again, they would choose Auburn.

- A 2005 Harvard survey ranked AU as one of the top six colleges and universities in the country as a place for young faculty to work, which has a lot to do with actively engaging students.

- AU is the only university in the country to offer an undergraduate degree in wireless engineering, and the first in the Southeast to offer degrees in software engineering.

- AU's Draughton Library is the largest library in the state, with 2.9 million volumes. The library subscribes to 19,000 journals and 256 electronic databases, provides library instruction and tours to students, prospective students and parents, and serves as an instructional resource for faculty.





Auburn People

Auburn faculty and alumni are world-class achievers in practically every arena. Here are just a few examples:

- AU has graduated more than 210,000 students since it began in 1856. Currently, we have 206,695 alumni living around the world.
- There are 98 Auburn clubs around the country whose primary goal is to raise scholarships for incoming freshmen. Clubs offer more than 100 scholarships annually. Two clubs have endowments of more than \$100,000 and the Alumni Association Endowment stands at more than \$2.7 million.
- The Student Alumni Association, with membership of over 3,400 students, offers three student scholarships for its rising senior members.
- The Auburn Alumni Association has more than 45,000 members and contributes more than \$95,000 each year toward professorships and other faculty awards.
- More than 12,000 people a year visit the Alumni hospitality tent before home football games.



DID YOU KNOW?

Auburn was named one of the top 10 places to live in the country by U.S. News and World Report in its 2009 rankings

One of the state's fastest growing cities, Auburn has a population of about 57,000. An adjacent twin-city, Opelika, has a population of about 30,000. Atlanta, Ga., is only 100 miles to the northeast via Interstate 85; Birmingham is 100 miles to the northwest via U.S. 280 or I-85/65; Montgomery is 50 miles to the west via I-85; and the Gulf beaches are about 200 miles away. The university enjoys the advantages of security, seclusion and clean air and water. Auburn is a clean city with a mild climate that offers many cultural opportunities.



JAY GOGUE President

Jay Gogue began his tenure as Auburn University's 18th president on July 16, 2007.

The Waycross, Ga., native is a two-time Auburn graduate in horticulture, receiving a bachelor's degree in 1969 and a master's in 1971. In 1973, he earned a doctorate in horticulture from Michigan State University.

Shortly after returning to his alma mater, Gogue engaged the talent and insight of the Auburn family toward development of a dynamic and forward-looking strategic plan to guide the University for the future. Students, alums, employees, business leaders and other stakeholders contributed to a roadmap that will strengthen Auburn's academic, research and outreach mission, improve operational efficiency and develop human capital.

Gogue arrived at Auburn with ample experience in the top ranks of academia. He was selected president of New Mexico State University in 2000 and, in 2003, named president of the University of Houston and chancellor of the University of Houston System.

Gogue worked for the National Park Service from 1973 to 1986, rising to the position of chief administrative scientist for several regions of the U.S. Park system. He began his distinguished career in higher education administration in 1986 as associate director of the Office of University Research at Clemson University, where he also served as vice president for research and vice president/vice provost for agriculture and natural resources. Utah State University selected Gogue as provost in 1995.

Gogue met his wife, Susie, in the 8th grade, and they married during their undergraduate years at Auburn. Susie also earned two Auburn degrees. They are the proud parents of three children and have one grandchild.

He is a member of Phi Kappa Phi and Golden Key honor societies, Sigma Chi Fraternity, Sigma Xi scientific research society and the National Society of Scabbard and Blade, the honorary military society for all branches of service. Gogue previously served as an accreditation reviewer for the Pacific Northwest Association of Schools and Colleges.



Jay and Susie Gogue



JAY JACOBS Athletics Director

Auburn Director of Athletics Jay Jacobs has a vision of leading Auburn Athletics to becoming the nation's pre-eminent Athletics Department.

In his tenure at the helm of the Tigers' program, the department has prospered athletically, academically and financially.

Under Jacobs' leadership, Auburn Athletics has made major strides benefitting Auburn student-athletes, coaches and fans. The department has focused on five strategic goals under his leadership: Winning, graduating student-athletes, managing the department's fiscal affairs, complying with SEC and NCAA rules and providing a professional game day experience.

Winning is the top goal for the Auburn Athletics Department, and Auburn has finished in the top 10 percent of the NACDA Directors' Cup for six consecutive years. The Directors' Cup measures athletic success across all men's and women's sports. The Tigers have claimed eight national championships and 15 Southeastern Conference titles under Jacobs. In 2009-10, 17 of 21 Auburn sports advanced to postseason competition, while seven programs finished in the top 15 nationally, including four in the top 10.

Academically, Auburn has earned six public recognitions by the NCAA for scoring in the 90th-100th percentile nationally in the Academic Progress Rate (APR) during Jacobs' tenure. The NCAA honored the men's golf program in 2005, 2006 and 2007, the women's basketball team in 2010 and the football team in 2006.

Jacobs served as the Senior Associate Athletics Director for Tigers Unlimited prior to his appointment as Director of Athletics and has initiated several successful business ventures for the Athletics Department, including a five-year contract with Under Armour Performance Apparel and a nine-year extension with multi-media rights holder ISP Sports.

During Jacobs' tenure, Auburn has also moved forward with numerous facility projects designed to benefit Tiger athletic programs and their fans, most notably, the construction of the \$92.5 million state-of-the-art basketball arena and practice facility that opened prior to the 2010-11 season.

Jacobs was named Auburn's 14th Director of Athletics on Dec. 22, 2004, after working in almost every area of the Auburn Athletics Department for the previous 20 years.

Jacobs earned his undergraduate and master's degrees in business administration from Auburn in 1985 and 1988, respectively, and was a member of the Auburn football team, earning two letters as an offensive tackle in 1982 and 1983.

He is married to the former Angie Sapp of Dublin, Ga. The couple has three daughters, Haley, Meagan and Jayne.



Angie, Jay, Haley, Meagan and Jayne Jacobs.



Tim Jackson

Executive Associate Athletics Director

Joined AU Staff: March 1988

Responsibility: Serves as top assistant to the Athletic Director and fulfills the Director's responsibilities in his absence. Daily administrative oversight includes Football, Tigers Unlimited, Ticketing, Finances, Event Operations, Facilities, and Transportation Services. Serves as Executive Director of the Tigers Unlimited Foundation.

Experience: Served as defensive line coach at Northeast Mississippi Junior College in 1987. Spent two years as a graduate assistant football coach at Auburn from 1988-89. Was assistant conditioning coach at Auburn in 1990. Served as conditioning coach to Coach Pat Dye in 1991. Director of Athletic Ticket Sales from 1992-2004.



Scott Carr

Senior Associate AD for External Affairs

Joined AU Staff: July 2009

Responsibility: Oversees the department's external affairs, including marketing, media relations, community relations, vendor contract oversight and game-day experience.

Experience: Served as the Deputy Director of Athletics, External Affairs at Southern Mississippi from 2006-09. While at Southern Miss, he also served as Associate Director of Athletics, External Affairs (2003-06); Assistant Director of Athletics for External Affairs (2002); and Assistant Director of Athletics, Facilities and Event Management (2001-2002). Prior to Southern Mississippi, worked at FedEx Orange Bowl from 1997-2001 and from 1995-1997 was a graduate assistant equipment manager at the University of Florida.



Kay Hargrave

Senior Associate A.D. for Development

Joined AU Staff: August 1996

Responsibility: Manages development staff and coordinates all fund-raising efforts for Tigers Unlimited and the Auburn Athletics Department. Identifies, coordinates, and solicits private support from private industry and corporations for the Athletics Department. Led the Legends Campaign, the department's first ever capital campaign, which generated over \$170 million. Oversees the Athletics Advisory Council. Was nominated and selected to join the Executive Committee of NAADD (National Association of Athletics Development Directors) in 2008. Serves on the AU Development Leadership Team.

Experience: Admissions counselor in the Auburn University Admissions Office from 1996-98. Served as the Director of Auburn Clubs for the Auburn Alumni Association in 1998 before joining the Tigers Unlimited staff as a development officer in October of 2001. Was promoted to Senior Associate AD for Development in June 2009.



Bernard Hill

Senior Associate Athletic Director

Joined AU Staff: June 2006

Responsibility: Provide oversight for Student-Athlete Support Services, Men's Basketball and Strength and Conditioning.

Experience: Came to Auburn from Stetson University in DeLand, Fla., most recently serving as an Associate Athletic Director for Compliance since 2001. Served as a compliance assistant and event management intern at Auburn from 1997 to 2001.



Meredith Jenkins

Senior Associate A.D./Senior Woman Administrator

Joined AU Staff: July 11, 1994

Responsibility: Administrator over women's basketball, soccer, equestrian, men's and women's swimming and diving, women's golf, and softball. Also provides oversight of Sports Medicine, financial aid, housing and dining. Implemented WINGS program in support of women's athletics. Member of

the NCAA Soccer Committee.

Experience: Served as Associate Athletic Director for Women's Sports from 2005-06. Former Associate Athletics Director for Media Relations serving as the head football contact for six years. Worked with baseball, women's basketball, track and field, volleyball and soccer for first five years at Auburn. Served as the media coordinator for the 1995 SEC Women's Tennis Championship, the 1997 SEC Track and Field Championship, the 1998 SEC Men's Tennis Championship and the 1998 NCAA Baseball Regional at Auburn. Former member of SEC Media Coordination Committee for football and basketball. Came to Auburn after four years as a graduate assistant and student assistant in the Florida State Sports Information Department. Assisted with publicity for football, volleyball, women's basketball, softball and men's and women's tennis.



David Mines

Senior Associate A.D. for Internal Operations

Joined AU Staff: September 2003

Responsibility: Administrator for baseball, men's golf, gymnastics, volleyball, while providing oversight over recruiting and human resources.

Experience: Served as the Director of Championships with the Ohio Valley Conference from July 2002-August 2003. Worked for the Birmingham City School system as the Executive Assistant for Athletics for two years (2000-2002) and also worked in Student Services at Morehouse College in Atlanta from 1999-2000. Was an operations graduate assistant in the Auburn Athletic Department for two years.



Rich McGlynn

Senior Associate A.D.

Joined AU Staff: June 2006

Responsibility: Administration coordination of all institutional, Southeastern Conference and NCAA programs.

Experience: Was employed by the NCAA from 2001 to 2006, most recently serving as Associate Director of Membership Services. Prior to that, was an Assistant Director of Membership Services and a Student-Athletes Reinstatement Representative within the Enforcement Services arm of the NCAA. Was Commissioner of the Central Atlantic Collegiate Conference from 2000-01 and was a legal specialist for the New Jersey General Assembly Majority Office (2000-01). Served as a legal specialist to the Office of Counsel to the Governor to the State of New Jersey (1999-00).



Terry Windle

Senior Associate A.D. and CFO

Joined AU Staff: September 1990

Responsibility: Chief financial officer of Auburn athletic department.

Experience: Certified Public Accountant with Till, Eddleman, and Hester, Birmingham, AL., 1978-1983. Controller of the International Construction Division of Harbert International, 1983-1990. Associate Athletic Director, Auburn Athletic Dept., 1990-1994. Promoted to Senior Associate Athletic Director/Chief Financial Officer, June 1994.



2010-11 Bowl Schedule



New Mexico Bowl

December 18 • Albuquerque, N.M.
1 p.m. (CT) • ESPN
University Stadium
BYU (6-6) vs. UTEP (6-6)

UDrove Humanitarian Bowl

December 18 • Boise, Idaho
4:30 p.m. (CT) • ESPN
Bronco Stadium
Fresno State (8-4) vs. Northern Illinois (10-3)

R&L Carriers New Orleans Bowl

December 18 • New Orleans, La.
8 p.m. (CT) • ESPN
Louisiana Superdome
Ohio (8-4) vs. Troy (7-5)

Beef 'O' Brady's St. Petersburg Bowl

December 21 • St. Petersburg, Fla.
7 p.m. (CT) • ESPN
Tropicana Field
Louisville (6-6) vs. Southern Miss (8-4)

MAACO Las Vegas Bowl

December 22 • Las Vegas, Nev.
7 p.m. (CT) • ESPN
Sam Boyd Stadium
Boise State (11-1) vs. Utah (10-2)

San Diego Poinsettia Bowl

December 23 • San Diego, Calif.
7 p.m. (CT) • ESPN
Qualcomm Stadium
Navy (9-3) vs. San Diego State (8-4)

Sheraton Hawaii Bowl

December 24 • Honolulu, Hawaii
7 p.m. (CT) • ESPN
Aloha Stadium
Hawaii (10-3) vs. Tulsa (9-3)

Little Caesars Pizza Bowl

December 26 • Detroit, Mich.
7:30 p.m. (CT) • ESPN
Ford Field
FIU (6-6) vs. Toledo (8-4)

AdvoCare V100 Independence Bowl

December 27 • Shreveport, La.
4 p.m. (CT) • ESPN2
Independence Bowl
Air Force (8-4) vs. Georgia Tech (6-6)

Champs Sports Bowl

December 28 • Orlando, Fla.
5:30 p.m. (CT) • ESPN
Florida Citrus Bowl
NC State (8-4) vs. West Virginia (9-3)

Insight Bowl

December 28 • Phoenix, Ariz.
9 p.m. (CT) • ESPN
Sun Devil Stadium
Iowa (7-5) vs. Missouri (10-2)

Military Bowl

December 29 • Washington D.C.
1:30 p.m. (CT) • ESPN
RFK Stadium
East Carolina (6-6) vs. Maryland (8-4)

Texas Bowl

December 29 • Houston, Texas.
5 p.m. (CT) • ESPN
Reliant Stadium
Baylor (7-5) vs. Illinois (6-6)

Valero Alamo Bowl

December 29 • San Antonio, Texas
8:15 p.m. (CT) • ESPN
Alamodome
Arizona (7-5) vs. Oklahoma State (10-2)

Bell Helicopter Armed Forces Bowl

December 30 • Fort Worth, Texas
11 a.m. (CT) • ESPN
Amon G. Carter Stadium
Army (6-6) vs. SMU (7-6)

New Era Pinstripe Bowl

December 30 • New York, N.Y.
2:20 p.m. (CT) • ESPN
Yankee Stadium
Kansas State (7-5) vs. Syracuse (7-5)

Franklin American Mortgage Music City Bowl

December 30 • Nashville, Tenn.
6:40 p.m. (CT) • ESPN
LP Field
North Carolina (7-5) vs. Tennessee (6-6)

Bridgeport Education Holiday Bowl

December 30 • San Diego, Calif.
9 p.m. (CT) • ESPN
Qualcomm Stadium
Nebraska (10-3) vs. Washington (6-6)

Meineke Car Care Bowl

December 31 • Charlotte, N.C.
11 a.m. (CT) • ESPN
Bank of America Stadium
Clemson (6-6) vs. South Florida (7-5)

Hyundai Sun Bowl

December 31 • El Paso, Texas
1 p.m. (CT) • CBS
Sun Bowl Stadium
Miami (Fla.) (7-5) vs. Notre Dame (7-5)

AutoZone Liberty Bowl

December 31 • Memphis, Tenn.
2:30 p.m. (CT) • ESPN
Liberty Bowl
UCF (10-3) vs. Georgia (6-6)

Chick-fil-A Bowl

December 31 • Atlanta, Ga.
6:30 p.m. (CT) • ESPN
Georgia Dome
Florida State (9-4) vs. South Carolina (9-4)

TicketCity Bowl

January 1 • Dallas, Texas
11 a.m. (CT) • ESPN
Cotton Bowl
Northwestern (7-5) vs. Texas Tech (7-5)

Outback Bowl

January 1 • Tampa, Fla.
12 p.m. (CT) • ABC
Raymond James Stadium
Florida (7-5) vs. Penn State (7-5)

Capital One Bowl

January 1 • Orlando, Fla.
12 p.m. (CT) • ESPN
Florida Citrus Bowl
Alabama (9-3) vs. Michigan State (11-1)

Gator Bowl

January 1 • Jacksonville, Fla.
12:30 p.m. (CT) • ESPN2
Municipal Stadium
Michigan (7-5) vs. Mississippi State (8-4)

Rose Bowl presented by Vizio

January 1 • Pasadena, Calif.
4 p.m. (CT) • ESPN
Rose Bowl
TCU (12-0) vs. Wisconsin (11-1)

Tostitos Fiesta Bowl

January 1 • Glendale, Ariz.
7:30 p.m. (CT) • ESPN
University of Phoenix Stadium
UConn (8-4) vs. Oklahoma (11-2)

Discover Orange Bowl

January 3 • Miami, Fla.
7:30 p.m. (CT) • ESPN
Land Shark Stadium
Stanford (11-1) vs. Virginia Tech (11-2)

Allstate Sugar Bowl

January 4 • New Orleans, La.
7:30 p.m. (CT) • ESPN
Louisiana Superdome
Arkansas (10-2) vs. Ohio State (11-1)

GoDaddy.com Bowl

January 6 • Mobile, Ala.
7 p.m. (CT) • ESPN
Ladd-Peebles Stadium
Middle Tennessee (6-6) vs. Miami (Ohio) (9-4)

AT&T Cotton Bowl

January 7 • Dallas, Texas
7 p.m. (CT) • FOX
Cowboys Stadium
LSU (10-2) vs. Texas A&M (9-3)

BBVA Compass Bowl

January 8 • Birmingham, Ala.
11 a.m. (CT) • ESPN
Legion Field
Kentucky (6-6) vs. Pittsburgh (7-5)

Kraft Fight Hunger Bowl

January 9 • San Francisco, Calif.
8 p.m. (CT) • ESPN
AT&T Park
Boston College (7-5) vs. Nevada (12-1)

Tostitos BCS National Championship

January 10 • Glendale, Ariz.
7:30 p.m. (CT) • ESPN
University of Phoenix Stadium
Auburn (13-0) vs. Oregon (12-0)