

AUBURN

FOOTBALL



2010 BOWL

MEDIA GUIDE





Table of Contents



AUBURN 2010 OUTBACK BOWL MEDIA GUIDE

Table of Contents, Quick Facts1
 Media Information2
Noting the Tigers.....3-18
 Noting the Tigers4-11
 Honors and Awards12
 Career and Single-Season Record Updates13-18
2009 Tigers.....19-60
 Numerical/Alphabetical Roster20-21
 Depth Chart22
 Bios23-60
Coaching Staff61-78
 Gene Chizik62-64
 Assistant Coaches65-73
 Support Staff.....74-78
2009 Season in Review79-98
 2009 Game Reviews80-85
 2009 Final Statistics.....86-88
 2009 Scoring Summaries/Starting Lineups89
 2009 Team Game-By-Game Statistics90
 2009 Individual Game-By-Game Statistics91-92
 2009 Player Participation93
 2009 Superlatives94
 2009 Plays of 20+ Yards95
 Last Time96-98
The Southeastern Conference99-102
 2009 SEC Final Standings100
 2009 SEC Team Statistics101
 2009 SEC Individual Statistics.....102
Auburn Bowl History103-130
 Auburn Bowl History104-105
 Auburn Bowl Records106-109
 Auburn Individual Bowl Statistics110-113
 Auburn Bowl Recaps114-130
Auburn University131-136
 Auburn University.....132-133
 Dr. Jay Gogue.....134
 Jay Jacobs134
 Athletic Administration135
 2009-10 Bowl Schedule136



2009 QUICK FACTS

General Information

Location	Auburn, AL
Founded	1856
Enrollment	24,137
President	Dr. Jay Gogue
Athletic Director	Jay Jacobs
Faculty Representative	Dr. Gary Waters
Nickname	Tigers
Colors	Burnt Orange and Navy Blue (PMS 158 and 289)
Stadium	Jordan-Hare Stadium (87,451)
Playing Surface	Natural Grass
Conference	Southeastern (Western Division)
First Year of Football	1892

Football Staff

Head Coach	Gene Chizik
Tight Ends/Special Teams	Jay Boulware
Offensive Line	Jeff Grimes
Cornerbacks	Phillip Lolley
Running Backs/Recruiting Coordinator	Curtis Luper
Offensive Coordinator/Quarterbacks	Gus Malzahn
Defensive Line	Tracy Rocker
Defensive Coordinator/Linebackers	Ted Roof
Assistant Head Coach/Wide Receivers	Trooper Taylor
Safeties	Tommy Thigpen

2009 RESULTS

7-5 Overall, 6-2 Home, 1-3 Away, 3-5 SEC

Sept. 5	LOUISIANA TECH.....	W, 37-13
Sept. 12	MISSISSIPPI STATE	W, 49-24
Sept. 19	WEST VIRGINIA	W, 41-30
Sept. 26	BALL STATE	W, 54-30
Oct. 3	at Tennessee	W, 26-22
Oct. 10	at Arkansas	L, 23-44
Oct. 17	KENTUCKY	L, 7-14
Oct. 24	at #9/10/9 LSU	L, 10-31
Oct. 31	#24/22/23 OLE MISS.....	W, 33-20
Nov. 7	FURMAN.....	W, 63-31
Nov. 14	at Georgia	L, 24-31
Nov. 27	#2/3/3 ALABAMA	L, 21-26
Jan. 1	vs. Northwestern.....	11 a.m. ET

2010 OUTBACK BOWL GUIDE

Credits

The 2010 Auburn Bowl Guide is published by the Auburn Media Relations Office, a division of the Auburn Athletic Department.

The guide was edited and produced by Brad Gust, Bob Grant and Kirk Sampson.

Photography was provided by Todd Van Emst and John Reed.

Cover artwork was provided by Tyler Trout.

The guide was printed by Craftmaster Printers, Auburn, Ala.



Media Information



Kirk Sampson



Chuck Gallina



Brad Gust



Bob Grant



Todd Van Emst



Steve Sain



Kathy Harker

MEDIA INFORMATION

Auburn Media Relations at the Outback Bowl

Kirk Sampson, Brad Gust and Bob Grant will arrive in Tampa on Dec. 26. They will stay at the team hotel, the Hyatt Regency Tampa. The phone number is (813) 225-1234. Chuck Gallina will be arriving on Dec. 30.

Auburn Team Headquarters

Hyatt Regency Tampa
211 North Tampa Street
Tampa, FL 33602
(813) 225-1234

Media Headquarters

Quorum Hotel Tampa
700 N. Westshore Blvd.
Tampa, FL 33609
(813) 289-8200



Auburn Media RelationsEmail

- Kirk Sampson, Asst. AD/Media Relationssampska@auburn.edu
Cell phone #334-750-1385
- Chuck Gallina, Sports Information Directorgallica@auburn.edu
Cell phone #334-750-1386
- Brad Gust, Associate Directorgustbra@auburn.edu
Cell phone #334-750-1030
- Bob Grant, Assistant Directorgrantrs@auburn.edu
Cell phone #334-740-0934
- Todd Van Emst, Staff Photographervanemjt@auburn.edu
Cell phone #334-740-1380
- Steve Sain, Video Contactsainste@auburn.edu
Cell phone #334-750-1388
- Kathy Harker, Administrative Assistantharkeka@auburn.edu

BOWL MEDIA ITINERARY

(all times Eastern)

(Please Note: All Auburn practices at University of Tampa are closed to media)

December 26, 2009

Media Headquarters opens - 2 p.m.
Credential pickup

December 27, 2009

Team Hospital Visit @ St. Joseph Children's Hospital
Photo opportunity only - 2 p.m. (Tentative)

December 28, 2009

Head Coaches Joint Press Conference @ Quorum Hotel
Auburn Head Coach Gene Chizik and Northwestern Head Coach Pat Fitzgerald - 12-1 p.m.
Busch Gardens Team Outing
3-5 p.m.

December 29, 2009

Player Interviews @ Tampa Convention Center
Team A - 6-8 designated players available - 11-11:30 a.m.
Team B - 6-8 designated players available - 1:30-2 p.m. (following luncheon)
Debartolo Team Luncheon @ Tampa Convention Center
Photo opportunity only - 11:30 a.m. - 1:30 p.m.

December 30, 2009


FCA Breakfast @ Hyatt Regency Tampa
Photo opportunity only - 7 a.m.
Clearwater Beach Day
Photo opportunity - 11 a.m. - 4 p.m.

December 31, 2009

Coaches' Press Conferences @ Quorum Hotel
Auburn Head Coach Gene Chizik - 9 or 9:30 a.m. (Tentative)
Northwestern Head Coach Pat Fitzgerald - 9 or 9:30 a.m. (Tentative)

January 1, 2010

• OUTBACK BOWL - 11 a.m. •



NOTING THE TIGERS



Bowl Notes



OUTBACK BOWL

Auburn (7-5, 3-5 SEC)
vs.
Northwestern (8-4, 5-3 Big Ten)

January 1, 2010 • 10:00 a.m. ET
Raymond James Stadium (65,657)
Tampa, FL

Quick Facts

COACHES

Gene Chizik (Florida, 1985)
Auburn Record.....7-5 (1st year)
vs. NorthwesternFirst meeting
Overall Record12-24 (3rd year)
vs. NorthwesternFirst meeting

Pat Fitzgerald (Northwestern, 1997)
Northwestern Record 27-22 (4th year)
vs. AuburnFirst meeting
Overall Record27-22 (4th year)
vs. AuburnFirst meeting

SERIES HISTORY

First meeting

RANKINGS

Auburn.....Not ranked
Northwestern.....Receiving Votes - AP/USA Today/Harris

TELEVISION - ESPN

Play-by-play.....Dave Pasch
Analysts.....Bob Griese and Chris Spielman
SidelinesRob Stone

RADIO

The Auburn ISP Sports Network provides radio coverage to over 50 stations that cover the Southeast. Rod Bramblett (play-by-play), Stan White (color), Quentin Riggins (sideline), Paul Ellen (studio) and Andy Burcham (locker room) provide gameday analysis.

SATELLITE RADIO.....XM Channel 140
LOCALLY.....WKKR-FM (97.7)

ESPN Radio (Live)

Play-by-playBob Wischusen
AnalystBrian Griese
SidelinesDave Shore

INTERNET

Live videowww.espn360.com
Live audio & statswww.auburntigers.com

THE GAME

Auburn makes its 35th bowl appearance when the Tigers meet Northwestern in the 2010 Outback Bowl. It will be the third trip to the Tampa-based bowl for Auburn but the first in 14 years. Auburn's last visit was a 43-14 loss to Penn State on Jan. 1, 1996. It will also mark the first ever meeting between Auburn and Northwestern.

AUBURN'S BOWL HISTORY

This season's bowl appearance marks the 35th time that the Tigers have played in a bowl game, which is the 16th-highest total of any school. Auburn has a 19-13-2 record in its previous 34 bowl games, and has played in a bowl game in 21 of the last 28 years.

Since the 1974 Gator Bowl, Auburn is 14-6-1 in bowl games, winning four consecutive from 1974-84 ('74 Gator, '82 Tangerine, '83 Sugar, '84 Liberty) and three straight from 2003-05 ('03 Capital One, '03 Music City, '05 Sugar). The Tigers have also won their last two bowl games, defeating Nebraska, 17-14, in the 2007 AT&T Cotton Bowl Classic, and Clemson, 23-20 in overtime, in the 2007 Chick-fil-A Bowl.

CHIZIK IN BOWL GAMES

The Outback Bowl will be Gene Chizik's first bowl game as a head coach, as he becomes the first Auburn first-year head coach to lead the Tigers to a bowl game.

As an assistant coach, Chizik was part of six coaching staffs that coached bowl games, posting a perfect 6-0 record in those games (Texas: 2006 Rose; Auburn: 2005 Sugar, 2003 Music City, 2003 Capital One; Clemson: 1989 Gator, 1988 Citrus). His only losing experience in a bowl game was as a player at Florida in 1981 when the Gators lost the Peach Bowl to West Virginia.

IN THE OUTBACK BOWL

Auburn has made two previous appearances in the Outback Bowl (formerly the Hall of Fame Bowl Bowl). In 1989, the Tigers beat Ohio State, 31-14, and in 1996, Auburn fell to Penn State in the first year that the bowl was named the Outback Bowl, 43-14.

TIGERS' BOWL NOTABLES

Auburn is 16th in the NCAA all-time in bowl appearances (35) and 14th all-time in bowl victories (19) ... Among schools with 20 or more previous bowl appearances, Auburn's winning percentage of .574 ranks 10th ... The Tigers are 11-3-2 in bowl games when scoring first ... Auburn is 13-2 in bowl games when scoring 20 or more points ... Auburn has been held to fewer than 20 points in five of its last seven bowl games, but is 3-2 in those five contests ... Auburn has never been shut out in a bowl game ... The Tigers have worn blue jerseys in 12 of their last 15 bowl games, going 6-5-1 in those 12 games.

NORTHWESTERN QUICK HITTERS

Northwestern won its last three games and four of its last five to finish 8-4 overall and 5-3 in the Big Ten ... The three wins to end the regular season included victories at No. 8 Iowa (17-10) and vs. No. 17 Wisconsin (33-31) ... Northwestern has never played in the Outback Bowl and will be making its first appearance in a New Year's Day bowl since the 1997 Citrus Bowl ... The Wildcats are 6-1 in games decided by seven points or less this season ... Northwestern ranks second in the Big Ten and 29th nationally in passing offense (266.1) behind quarterback Mike Kafka, whose 2,898 passing yards are third most in a single season in school history ... Kafka has thrown 116 consecutive attempts without an interception ... Zeke Markshausen has caught 79 passes, which is second in the Big Ten and tied for fourth most in a season in Northwestern history ... Defensive end Corey Wootton has started 48 career games and has 19.5 career sacks and 38 career tackles for loss.

AUBURN (7-5, 3-5 SEC)

Date	Opponent	Score/Time
Sept. 5	LOUISIANA TECH [ESPNU]	W, 37-13
Sept. 12	MISSISSIPPI STATE [FSS]	W, 49-24
Sept. 19	WEST VIRGINIA [ESPN2]	W, 41-30
Sept. 26	BALL STATE [FSS]	W, 54-30
Oct. 3	at Tennessee [ESPN]	W, 26-22
Oct. 10	at Arkansas [ESPN]	L, 23-44
Oct. 17	KENTUCKY [ESPNU]	L, 14-21
Oct. 24	at #9/10/9 LSU [ESPN2]	L, 10-31
Oct. 31	#24/22/23 OLE MISS [SEC Net]	W, 33-20
Nov. 7	FURMAN (HC) [PPV]	W, 63-31
Nov. 14	at Georgia [ESPN2]	L, 24-31
Nov. 27	#2/3/3 ALABAMA [CBS]	L, 21-26
Jan. 1	vs. Northwestern [ESPN]	10 a.m.

All times Central

NORTHWESTERN (8-4, 5-3 BIG TEN)

Date	Opponent	Score/Time
Sept. 5	TOWSON [Big Ten Net]	W, 47-14
Sept. 12	EASTERN MICH. [Big Ten Net]	W, 27-24
Sept. 19	at Syracuse [ESPN Gameplan]	L, 34-37
Sept. 26	MINNESOTA [Big Ten Net]	L, 24-35
Oct. 3	at Purdue [Big Ten Net]	W, 27-21
Oct. 10	MIAMI (OHIO) [Big Ten Net]	W, 16-6
Oct. 17	at Michigan State [ESPN2]	L, 14-24
Oct. 24	INDIANA [Big Ten Net]	W, 29-28
Oct. 31	12/10/10 PENN STATE [ESPN]	L, 13-34
Nov. 7	#8/6/7 IOWA [ESPN]	W, 17-10
Nov. 14	at Illinois [ESPN Classic]	W, 21-16
Nov. 21	#17/14/15 WISCONSIN [Big Ten Net]	W, 33-31
Jan. 1	vs. Auburn [ESPN]	10 a.m.

All times Central



Bowl Notes



AGAINST THE BIG TEN

Auburn is 6-3-2 all-time against current members of the Big Ten Conference, with bowl games accounting for nine of those 11 games. The only two games that Auburn has played against Big Ten teams in non-bowl games were a scoreless tie against Ohio State in 1917 in Montgomery, and a 7-7 tie at Wisconsin in 1931.

Bowl Games vs. Big Ten Schools

1938 Orange	Michigan State	W, 6-0
1984 Sugar	Michigan	W, 9-7
1990 Hall of Fame	Ohio State	W, 31-14
1990 Peach Bowl	Indiana	W, 27-23
1996 Outback	Penn State	L, 43-14
2001 Citrus	Michigan	L, 31-28
2003 Capital One	Penn State	W, 13-9
2003 Music City	Wisconsin	W, 28-14
2006 Capital One	Wisconsin	L, 24-10

ASSISTANTS IN BOWLS

Auburn's post-season appearance will mark at least the fourth bowl appearance as a player or coach for each Auburn assistant coach. Running backs coach Curtis Luper and defensive line coach Tracy Rocker lead the way with 10 bowl games each, while cornerbacks coach Phillip Lolley and defensive coordinator Ted Roof will be going to their ninth bowl. Rocker leads the way in bowl games as a player with four during his stint at Auburn, while Luper played in three.

Coch	Appearances
Curtis Luper (Running Backs)	10th
Tracy Rocker (Defensive Line)	10th
Phillip Lolley (Cornerbacks)	9th
Ted Roof (Def. Coordinator/Linebackers)	9th
Trooper Taylor (Wide Receivers)	8th
Jeff Grimes (Offensive Line)	7th
Jay Boulware (Tight Ends/Special Teams)	6th
Gus Malzahn (Off. Coordinator/QBs)	6th
Tommy Thigpen (Safeties)	4th

FLORIDA TIGERS

Auburn has 16 players on its roster that will returning to their home state of Florida for the Outback Bowl, including two from the city of Tampa: RB Dontae Aycock and WR Derek Winter. Other Tigers from the state of Florida include: DB T'Sharvan Bell (Kissimmee), DL Mike Blanc (Pompano Beach), LB Josh Bynes (Lauderdale Lakes), K Wes Byrum (Ft. Lauderdale), DE Antoine Carter (Ft. Lauderdale), H Clayton Crofoot (Orlando), P Clinton Durst (Destin), RB Oterio McCalebb (Fort Meade), DB Walter McFadden (Pompano Beach), WR Philip Pierre-Louis (Ft. Lauderdale), OL Darrell Roseman (Dunedin), DB Mike Slade (Tallahassee), RB Eric Smith (Seffner), OL Vance Smith (Pace) and LB Craig Stevens (Tallahassee).

FINAL GAME FOR TIGER SENIORS

The Outback Bowl will mark the final game for Auburn's senior class. The Tigers' group of 14 seniors has posted a 32-18 record over the past four seasons including two bowl victories.

The 2009 seniors include: DB Gabe Barrett, DE Antonio Coleman, H Clayton Crofoot, WR John Cubelic, P Clinton Durst, OL Stephen Gibbons, OT Andrew McCain, CB Walter McFadden, TE Gabe McKenzie, DL Jake Ricks, DB Aairon Savage, RB Ben Tate, QB Chris Todd and TE Tommy Trott.

ON THIS DATE

Auburn is 5-6-2 all-time in games played on New Year's Day, but has won two in a row. The Tigers' last Jan. 1 bowl game was the 2007 AT&T Cotton Bowl Classic, when Auburn beat Nebraska, 17-14. Their previous Jan. 1 game was a 13-9 victory over Penn State in the 2003 Capital One Bowl. Eight of Auburn's previous 13 Jan. 1 games have been played in Florida. The Tigers' first Jan. 1 game came in 1937 when Auburn played Villanova to a 7-7 tie in the Bacardi Bowl in Havana, Cuba.

SEVEN WINS IN FIRST YEAR

With seven victories this season, Gene Chizik has posted the second-most wins by a first-year head coach in Auburn history. The only coach with more wins in his first season leading the Tigers was Terry Bowden, who went 11-0 in 1993.

Chizik also became just the third coach in Auburn history to win his first five games as head coach. Bowden won his first 20 games from 1993-94, and Mike Donahue went 5-0 in 1904 before losing the 1905 season opener. Chizik is also just the third SEC coach since the conference expanded in 1992 to win his first five games, joining Bowden and Houston Nutt, who won his first eight games at Arkansas.

Dating back to his days as Auburn's defensive coordinator, Chizik was a part of 20 consecutive victories as a member of the Auburn coaching staff. His first stint at Auburn ended following the Tigers' 13-0 2004 season, and Auburn also won its final two games in 2003. The 20 straight victories matches the longest winning streak by any Auburn head coach or assistant coach in school history.

RECORD PACE FOR OFFENSE

Auburn needs just 282 yards to break the school single-season record for total yards. The current school record for yards in a season is 5,469, set in 2004. The Tigers collected 665 yards Nov. 7 against Furman, which is the fourth-highest total in school history (records since 1967) and most since 1988. Auburn's average of 432.3 yards per game would rank as the fourth highest single-season average in Auburn history.

STATISTICAL COMPARISON

AUBURN VS. NORTHWESTERN

	AU	NU
Points Scored	32.9	25.2
Total Offense	432.3	386.0
Rushing Yards	213.8	119.9
Passing Yards	218.5	266.1
First Downs	20.7	22.4
3rd Down Pct.	41%	48%
Time of Possession	28:15	30:39
Points Allowed	26.9	23.3
Yards Allowed	353.5	344.2
Rushing Yards Allowed	161.7	123.5
Passing Yards Allowed	191.8	220.8

STATISTICAL LEADERS

RUSHING YARDS

AUBURN	NORTHWESTERN
Ben Tate.....1254	Arby Fields294
Oterio McCalebb ..547	Mike Kafka265
Mario Fannin271	Scott Concannon240
Terrell Zachery164	Stephen Simmons.....226

PASSING YARDS

AUBURN	NORTHWESTERN
Chris Todd2377	Mike Kafka.....2898
Neil Caudle170	Dan Persa.....224

RECEPTIONS

AUBURN	NORTHWESTERN
Darvin Adams48	Zeke Markshausen79
Mario Fannin39	Andrew Brewer.....49
Terrell Zachery24	Drake Dunsmore.....38
Ben Tate.....20	Sidley Stewart.....32

POINTS SCORED

AUBURN	NORTHWESTERN
Wes Byrum91	Stefan Demos85
Darvin Adams60	Mike Kafka48
Ben Tate.....48	Andrew Brewer.....42

TACKLES

AUBURN	NORTHWESTERN
Josh Bynes.....94	Brad Phillips84
Craig Stevens89	Quentin Davie.....81
Neiko Thorpe70	Nate Williams79
Daren Bates.....63	Jordan Mabin66
Zac Etheridge52	Brian Peters.....63

INTERCEPTIONS

AUBURN	NORTHWESTERN
Walter McFadden.....4	Sherrick McManis4
Eight tied with1	Three tied with2

SACKS

AUBURN	NORTHWESTERN
Antonio Coleman9.0	Three tied with4.0
Mike Blanc3.5	



Bowl Notes



AUBURN IN 2009 BY THE NUMBERS

CATEGORY	2009
Record.....	7-5
SEC	3-5
West	2-3
East.....	1-2
Non-Conference	4-0
Home	6-2
Away	1-3
Neutral	0-0
Day	2-2
Night (6 p.m. or later)	5-3
TV Games	6-5
CBS.....	0-1
ESPN	1-1
ESPN2	1-2
ESPNU.....	1-1
FSN.....	2-0
SEC Network	1-0
Scoring First.....	4-3
Opponent Scoring First	3-2
Leading at Half	6-2
Trailing at Half	1-2
Tied at Half	0-1
Leading after Third.....	6-2
Trailing after Third.....	1-2
Tied after Third.....	0-1
Overtime Games.....	0-0
Scoring fewer than 20 pts.	0-2
Scoring 20+ points	7-3
Scoring 30+ points	6-0
Allowing fewer than 20 pts.....	1-0
Allowing 20+ points	6-5
Allowing 30+ points.....	3-3
Rushing for less than 100 yds.....	0-0
Rushing for 100+ yds.....	7-5
Rushing for 200+ yds.....	5-2
Passing for 200+ yds.	6-1
Passing for 300+ yds.	3-0
Totalling less than 300 yds.....	0-1
300+ yds. of total offense.....	7-4
400+ yds. of total offense.....	7-0
Allowing less than 100 yds. rushing.....	2-1
Allowing less than 300 yds. total off.	4-1
Allowing 300+ yds. total offense	3-4
Having 100-yd. rusher	4-2
Opp. have 100-yd. rusher.....	2-2
No turnovers	2-0
Fewer than 3 turnovers	7-3
3 or more turnovers	0-2
No takeaways.....	0-3
Fewer than 3 takeaways	5-5
3 or more takeaways	2-0
More than 30:00 of possession	3-1
Less than 30:00 of possession	4-4

WHAT A DIFFERENCE A YEAR MAKES

Auburn has 5,188 yards of offense this year, which is already the second-best total in school history and more than 1,500 yards more than the Tigers had all of last season (3,635). The Tigers have shown drastic improvement in every offensive category this season. Averages and NCAA rankings from major offensive categories are shown below:

	2009	2008
Scoring	32.9 (20th)	17.3 (T110th)
Total offense	432.3 (21st)	302.9 (104th)
Rushing offense	213.8 (13th)	137.5 (69th)
Passing offense	218.5 (56th)	165.4 (99th)
First downs	20.7 (T45th)	16.5 (102nd)
Red zone offense	94.4 (7th)	57.1 (119th)

RUNNING WILD

Auburn ranks 13th nationally in rushing offense, averaging 213.8 yards per game. If the Tigers equal their season average in the Outback Bowl, their final total of 2,780 yards would be seventh most in school history.

The Tigers collected 301 yards rushing against Louisiana Tech in the season opener before running for 390 yards against Mississippi State the following week. The last time Auburn had back-to-back games with at least 300 yards rushing was in 1985, when Auburn had three straight games with more than 300 yards rushing (Ole Miss, 438; Florida State, 413; Georgia Tech, 377).

200+ GROUND GAMES

Auburn has posted seven games with at least 200 yards rushing this season. That total surpasses the number of 200-yard rushing games that Auburn had in the two previous seasons combined. Auburn had four 200-yard rushing games in 2007, and just two in 2008. It is also the most 200-yard rushing games by Auburn since the 2002 team had eight.

PUTTING UP POINTS

Auburn ranks 20th nationally in scoring offense at 32.9 points per game, and the Tigers' season total of 395 points is tied for fourth most in a single season in school history. Auburn needs to score four points to move into third place, 26 to take over second place and 44 would break the school single-season record of 438.

Perhaps even more impressively, it took Auburn just six games this season to score more points than it did in all 12 games last season. Auburn scored 208 points last year.

Auburn scored 40+ points in three straight games against Mississippi State, West Virginia and Ball State, marking the first time the Tigers have ever scored 40 or more points in three consecutive contests.

GOING FOR SIX IN THE RED ZONE

Auburn's offense has been efficient in the red zone, as the Tigers have not only scored on 34 of 36 possessions in the red zone (94.4), which ranks seventh in the nation, but 26 of the 34 scores have been touchdowns. Auburn's red zone TD percentage of 72.2 ranks second in the SEC behind only Arkansas. Fourteen of the touchdowns have come on the ground and 12 through the air.

BIG PLAYS

Auburn has demonstrated a knack for making big plays this year, with 16 plays of more than 40 yards, including eight of at least 60. Last season, Auburn had just five plays all year that covered more than 40 yards, and none that went for 60.

In addition, Auburn has 61 plays that have gained at least 20 yards this season. Auburn had just 39 such plays all of last season.

THE LONG AND SHORT OF IT

Auburn's offense has excelled at both striking quickly and putting together sustained drives. The Tigers have had 26 scoring drives that used less than two minutes on the clock, including 23 that resulted in touchdowns, which is tied for the sixth-best total in the nation. Last year, Auburn had just 10 scoring drives that took less than two minutes, and only six of those ended with touchdowns.

In fact, Auburn has 12 scoring drives that have taken less than one minute, and 11 of those ended with touchdowns.

The Tigers also have 10 scoring drives of at least 10 plays this season, including four that took at least 13 plays. Last year, Auburn only had two scoring drives all season that used at least 13 plays.

TERRIFIC TATE

Running back Ben Tate has had a stellar senior season, ranking fourth in the SEC and 23rd nationally averaging 104.5 yards rushing per game. With 1,254 yards rushing, Tate has posted the 18th 1,000-yard rushing season in Auburn history, and ranks eighth on the school's single-season rushing list. He has six 100-yard rushing games this season, which is the most by an Auburn player since Kenny Irons had eight in 2005. He averaged 115.5 yards per game against SEC opponents, with five 100-yard rushing games.

Tate, who was named to the All-SEC second team by the league's media, has also added 20 catches for 105 yards and five kick returns for 139 yards (27.8 yards per return). His average of 124.8 all-purpose yards per game ranks 51st nationally.

Tate, who was named a semifinalist for the Doak Walker Award, ranks fifth in Auburn history with 3,213 career rushing yards.



Bowl Notes



TODD'S TURNAROUND

Senior quarterback Chris Todd has shown drastic improvement this season after offseason shoulder surgery. He has thrown a school single-season record 21 touchdown passes, topping the mark of 20 previously shared by Jason Campbell (2004) and Pat Sullivan (1971). He has established a career high in passing yards three times this year, including a season-best 287 yards against Ball State. He also threw for what was then a career-best four scores against West Virginia, before tying the school record with five the next week against Ball State. Daniel Cobb is the only other Auburn player to throw for five scores in a game, doing it in an overtime game against Louisiana Tech in 2001.

Todd is the first Auburn quarterback in history to throw at least four touchdown passes in consecutive games, and his nine TD passes in a two-week span were two more than Auburn had as a team during the entire 2008 season.

Todd set a school record for completion percentage in a game against Furman, connecting on 17-of-18 attempts (94.4 percent) for 256 yards and four TDs, all in the first half. He completed his first 14 passes in the game.

Todd's 21 touchdown passes are tied for 27th most in the NCAA. He ranks 21st nationally in passing efficiency (146.45).

Year	Cmp-Att-Int	Pct.	Yds	TD	Eff.
2008	86-156-6	55.1	903	5	106.64
2009	178-297-6	59.9	2377	21	146.45

FROM A TO Z

Sophomore Darvin Adams and junior Terrell Zachery were a pair of unknown wide-outs prior to the season, but both have had breakout seasons. Adams leads the team in catches (48), receiving yards (855) and touchdown receptions (10), while Zachery has 24 grabs for 466 yards (19.4 ypc) and five touchdowns. The duo entered this season with a combined five catches for 42 yards during the course of their careers.

Adams is tied for the SEC lead in TD receptions with 10, which is the third-best single-season mark in school history. He caught three touchdown passes against West Virginia, becoming the first Tiger to haul in at least three scores in a game since Alexander Wright caught four TD passes against Pacific in 1989. He matched that feat against Furman, and has had three 100-yard receiving games.

Zachery, who also has one rushing TD, has averaged 52.2 yards on his six TDs this year, including a school-record 93-yard reception. His average of 19.4 yards per catch ranks seventh best in school single-season history.

O-LINE PAVES THE WAY

Much of Auburn's offensive success can be attributed to the Tigers' offensive linemen. Tackles Andrew McCain and Lee Ziemba, guards Mike Berry and Byron Isom and center Ryan Pugh have a combined 117 starts under their belt. They have not only helped Auburn rank among the national leaders in scoring offense, total offense and rushing, but have allowed just 18 quarterback sacks this season, which is 40th nationally. Virtually the same group last year surrendered 21 sacks.

Following the regular season, Ziemba was named Second Team All-SEC by the league's coaches and was an honorable mention pick by the media, while Pugh was picked for the All-SEC second team by the media.

CONSISTENCY COUNTS

Auburn's offense has not only been explosive, it has been consistent. The Tigers have scored points in 38 of 48 quarters this season (79.2 percent - tied for ninth nationally), and started the season by scoring in the first 20 quarters of the year. Auburn has scored at least one touchdown in 31 of the 48 quarters played this year, including a streak of 14 in a row earlier this season. The Tigers scored just 25 TDs total in all of 2008.

FIRST DOWN FLURRY

Auburn is currently tied for 45th nationally in first downs per game, averaging 20.7. The Tigers have had at least 20 first downs in six games this year, including 30 against Furman, 29 against Mississippi State and 27 against Louisiana Tech. Last season, Auburn only reached 20 first downs in a game twice all year, with a high of 26 against UT Martin. Auburn had not had as many as 27 first downs in a game since collecting 28 at Arkansas in 2005, and the last time Auburn had at least 30 first downs was in the 2004 SEC Championship game against Tennessee.

BUSINESS AS UNUSUAL FOR MALZAHN

Auburn's gaudy offensive numbers are nothing new to first-year offensive coordinator Gus Malzahn. His Tulsa teams led the nation in total offense in both 2007 (543.9 yards) and 2008 (569.9). Last year's Tulsa team also led the country in third-down conversions (57.0 pct.) and yards per play (7.27). Two of the three previous college squads that he coached finished in the top 10 in the nation in rushing, as the 2008 Tulsa team ranked fifth (268.0 yards) and his 2006 Arkansas squad was fourth (228.5).

In the last three seasons, his teams have reached at least 400 yards of offense in 32 of 40 games (80.0 percent).

AUBURN IN THE SEC/NCAA STATS

(Prior to bowl games)

TEAM	SEC	NCAA
Third-Down Conversions (40.9)	2nd	T52nd
Red Zone Offense (94.4)	3rd	7th
Scoring Offense (32.9)	3rd	20th
Pass Efficiency (146.04)	3rd	18th
Total Offense (432.3)	3rd	21st
Rushing Offense (213.8)	4th	13th
Opponent 3rd-Down Conv. (33.7)	4th	21st
First Downs (20.7)	4th	T45th
Passing Offense (218.5)	5th	56th
Sacks Allowed (1.5)	6th	40th
Pass Def. Efficiency (113.62)	7th	27th
Sacks By (2.1)	7th	49th
Tackles For Loss (5.9)	7th	51st
Net Punting (35.4)	7th	65th
Pass Defense (191.8)	8th	28th
Kickoff Returns (23.6)	8th	30th
Total Defense (353.5)	8th	51st
Turnover Margin (0.0)	8th	59th
Kickoff Return Defense (23.2)	9th	98th
Rushing Defense (169.7)	10th	80th
Opponent First Downs (19.5)	11th	T68th
Penalties (58.9)	11th	85th
Time Of Possession (28:15)	11th	105th
Scoring Defense (26.9)	12th	73rd
Punt Returns (4.5)	12th	113th
Red Zone Defense (95.3)	12th	120th

INDIVIDUAL

	SEC	NCAA
A. Coleman, Sacks (0.75)	2nd	T23rd
A. Coleman, Tackles for Loss (1.29)	2nd	T23rd
C. Todd, Passing Eff. (146.45)	3rd	21st
B. Tate, Rushing (104.5)	4th	23rd
D. Adams, Receiving Yards (71.3)	4th	49th
D. Adams, Receptions (4.0)	5th	--
W. McFadden, Interceptions (.33)	T5th	T40th
J. Bynes, Tackles (7.8)	6th	T85th
B. Tate, All-Purpose Yards (124.8)	7th	51st
W. Byrum, Scoring (7.6)	7th	52nd
C. Durst, Punting (40.7)	7th	58th
W. Byrum, Field Goals (1.2)	T8th	T44th
C. Todd, Total Offense (189.7)	9th	84th



BEST WINNING PCT. AWAY FROM HOME SINCE 2003

(Includes road and neutral site games)

Rank	School	W-L	Pct.
1.	Texas	38-7	.844
2.	USC	40-8	.833
3.	Boise State	36-9	.800
4.	LSU	31-10	.756
5.	Georgia	33-12	.733
6.	Ohio State	28-11	.718
7.	TCU	32-13	.711
8.	Florida	31-13	.705
9.	West Virginia	27-14	.659
10.	Boston College	28-16	.636
11.	Virginia Tech	28-17	.622
12.	Navy	30-19	.612
13.	Auburn	22-14	.611
14.	Oklahoma	25-17	.595
15.	Florida State	26-19	.577

TIGER TODDLERS

Auburn has played more true freshmen than all but four FBS schools this season, and started more than all but seven. Through games played Nov. 28, the following are lists of the FBS schools that have played the most true freshmen and had the most true freshmen start:

TRUE FRESHMEN WHO HAVE PLAYED

1.	Air Force	20
2.	Texas A&M	18
	Tulane	18
4.	Florida International	17
5.	Auburn	15
6.	Arkansas	13
	Miami (OH)	13
	North Carolina	13
9.	Seven tied with	12

TRUE FRESHMEN WHO HAVE STARTED

1.	Texas A&M	11
2.	Tulane	9
3.	Eastern Michigan	8
4.	Miami (OH)	7
	Wyoming	7
6.	Florida International	6
	Houston	6
8.	Auburn	5
	Ball State	5
	Kent State	5
	Louisiana Tech	5
	Mississippi State	5
	Rice	5
	UAB	5

BYRUM ON TARGET

Junior Wes Byrum has excelled during his junior season, connecting on 14-of-15 field goals and all 49 extra point attempts. Among kickers who have attempted at least 10 field goals, Byrum's percentage of .933 ranks fifth nationally. Byrum has scored 91 points this season, which is seventh best in school history and just 11 shy of the school single-season record, and just three points shy of the most points ever scored by an Auburn kicker in a single season.

Byrum, who is tied for fourth in school history with 42 career made field goals, is seventh in the SEC in scoring with 91 points. He made a career-high four field goals in a 26-22 win at Tennessee, earning SEC Special Teams Player of the Week honors.

DEFENSE HOLDING TOUGH

Auburn's offense has stolen most of the headlines this season, but the defensive unit has performed admirably despite a rash of injuries.

The Tigers have managed despite missing a combined 71 games by projected starters or second-stringers S Mike McNeil, CB Aairon Savage, LB Spencer Pybus and DE Nosa Eguae (12 games each), DL Zach Clayton (six games), LB Adams Herring and DB D'Antoine Hood (four games each), and DE Antoine Carter, S Zac Etheridge and LB Eltoro Freeman (three games each).

In addition, DT Sen'Derrick Marks and CB Jerraud Powers left school after their junior years to enter the NFL.

THIRD DOWN D GETTING STRONGER

Auburn's defense has gotten stronger this season on third-down plays, and now ranks 21st in the nation in opponent third down conversions (33.7 percent). Auburn has held its opponents under 25 percent on third down conversions in four of the last eight games, including a season-low 8.3 percent (1-of-12) by Furman Nov. 7 and 20 percent (3-of-15) by Ole Miss the previous Saturday. Furman was 0-for-7 against the Tigers starters in the first half, and the Rebels were 0-for-6 on third downs in the second half.

Auburn has also allowed just seven points or less in the first half in five of its last eight games.

COLEMAN DOMINATING DEFENSIVELY

Antonio Coleman, who was named First Team All-SEC following the season by the league's media and coaches, leads the SEC with 15.5 tackles for loss and 9.0 sacks. Coleman also has 45 total tackles, an interception which he returned for a touchdown against Mississippi State, a blocked kick, a forced fumble and a fumble recovery. He ranks third in Auburn his-

tory with 23.5 career sacks, 2.5 ahead of his defensive line coach, Tracy Rocker.

Coleman has come on strong during the last six games after a hand injury healed, totaling 26 tackles, 10.5 tackles for loss (-50 yards), 6.5 sacks (-41), a blocked kick and a forced fumble. He has twice been named the SEC Defensive Lineman of the Week this season, following his performances against Mississippi State and Ole Miss.

McFADDEN'S McPICKS

Senior Walter McFadden leads the team with four interceptions which is tied for fifth most in the SEC, and his 12 passes defended (four interceptions, eight pass break-ups) is tied for sixth best. The four picks by McFadden, who was named a second-team All-SEC selection by the league's media and coaches, are tied for the most by an Auburn player in a single season since Junior Rosegreen had six in 2004. McFadden returned an interception 29 yards for a score Oct. 31 against Ole Miss, marking his second career interception return for a touchdown. He had a 93-yarder against Tennessee Tech in 2007.

JUNIOR LINEBACKERS LEAD TACKLERS

A pair of experienced junior linebackers have stepped up to lead Auburn defensively this season. Josh Bynes leads the team and is sixth in the SEC with 94 tackles, while Craig Stevens is 11th with 89. Last year Stevens had 54 tackles all season, and Bynes had 53. Both players have also recorded interceptions, while Stevens is second on the team with 7.0 tackles for loss and Bynes recorded a safety against Ball State. Stevens has recorded double-digit tackles in three games this season, while Bynes has a pair of double-digit efforts.

COMEBACK KIDS

Auburn has had to come from behind in five of its seven victories, including a fourth-quarter comeback to defeat West Virginia Sept. 19. The Tigers trailed Louisiana Tech, 7-3, late in the first quarter before pulling away for a 37-13 victory. Auburn fell behind Mississippi State, 17-14, late in the second quarter before storming back for a 49-24 victory.

Against the Mountaineers, Auburn trailed by 14-0 less than five minutes in, and 21-10 at the end of the first quarter. West Virginia still led 30-27 entering the fourth quarter before Auburn ended the game on a 14-0 run.

The Tigers trailed Ball State 7-0 in the first quarter before scoring the game's next 30 points, and trailed Ole Miss 7-0 before scoring 31 unanswered points.



Bowl Notes



NON-OFFENSIVE SCORES

Auburn scored its fifth non-offensive touchdown of the season Nov. 14 against Georgia, and also has a blocked PAT return for two points. The Tigers have returned three interceptions, a kickoff and a blocked field goal for scores, in addition to the blocked PAT return. The three interceptions returned for scores are the most in a single season for Auburn since 1996.

Opponent	Player	Score
Mississippi St.	Antonio Coleman	20-yd INT
West Virginia	Craig Stevens	15-yd INT
Kentucky	Neiko Thorpe	69-yd Blk FG
Ole Miss	Walter McFadden	29-yd INT
Ole Miss	Demond Washington	Blk PAT
Georgia	Demond Washington	99-yd KOR

YOUNG GUNS GET FIRST ACTION

A whopping 34 Auburn players have played in their first career games as Tigers this season. The list of first-timers included: DB Gabe Barrett, DB Daren Bates, DB T'Sharvan Bell, WR DeAngelo Benton, WR Emory Blake, OL Jorell Bostrom, LB Watson Downs, LB Jonathan Evans, DL Nick Fairley, LB Eltoro Freeman, DE Dee Ford, LB Harris Gaston, OL Stephen Gibbons, WR Anthony Gulley, DS Josh Harris, DE Robert Hill, RB Davis Hooper, DL Chris Humphries, DL Joe Jones, TE Philip Lutzenkirchen, DL Derrick Lykes, RB Onterio McCalebb, DB Ikeem Means, OL Andrew Parmer, DB Woody Parramore, DB Blake Poole, LB Ashton Richardson, OL Darrell Roseman, WR Travante Stallworth, OL John Sullen, DL Jamar Travis, DB Demond Washington, WR Jay Wisner and TE Bailey Woods.

In addition, 15 players have made their first career starts: WR Darvin Adams, DB Daren Bates, WR Emory Blake, OL Bart Eddins, DL Nick Fairley, LB Eltoro Freeman, LB Adam Herring, TE Philip Lutzenkirchen, OT Andrew McCain, RB Onterio McCalebb, DL Jake Ricks, RB Eric Smith, OL John Sullen, DB Demond Washington and WR Terrell Zachery.

FRESH FACES

Auburn has had 20 freshmen (15 true, five redshirt) play this season. Five true freshmen have earned starts this season, including safety Daren Bates, who has started all 11 games. Running back Onterio McCalebb has started twice and wideout Emory Blake, linebacker Jonathan Evans and offensive guard John Sullen have started one game each. The 15 true freshmen that have played include: Bates, Blake, Evans, McCalebb, Sullen, WR DeAngelo Benton, DE Dee Ford, LB Harris Gaston, WR Anthony Gulley, DL Joe Jones, TE Philip Lutzenkirchen, DB Ikeem Means, DB Blake Poole, WR Travante Stallworth and DL Jamar Travis.

IRON MEN

Of Auburn's 13 seniors, eight have seen time in at least 30 games during their careers, including six with at least 40 games under their belt. Tommy Trott leads the group, having played in 51 career games, including 49 of a possible 50 over the past four seasons. Gabe McKenzie is the only player who has played in all 50 games since 2006. Antonio Coleman is next with 49 career games played, followed by Walter McFadden (48 games), Ben Tate (46), Jake Ricks (43) and Andrew McCain (39).

STARTS STREAK

Junior Lee Ziemba has the longest staring streak on the Auburn squad, having started all 37 games over the past three seasons. Only two other players have starting streaks that date back to the 2007 season. Junior Ryan Pugh has started 27 straight contests, while junior Craig Stevens has 25 straight starts under his belt.

Senior Walter McFadden has the fourth-longest streak, having started every game since the start of the 2008 season (24 straight).

30+ POINTS EQUALS VICTORY

Auburn has won 55 consecutive games when scoring 30 or more points. The last time the Tigers lost when registering at least 30 points was a 56-49, four overtime loss to Georgia in 1996. In its history, Auburn is now 275-4 all-time when scoring at least 30 points.

WHEN SCORING 20+ POINTS

In the last 10 seasons, Auburn is 78-11 (.876) when scoring 20 or more points in a game. Dating back to the start of the 1993 season, Auburn is 121-18-1 (.868) when scoring 20 or more points in a game.

A NIGHT OF FIRSTS

Auburn established several firsts during its game against Mississippi State Sept. 12. To begin, Ben Tate and Onterio McCalebb both went over 100 yards rushing for the second straight game, marking the first time in school history that the Tigers have had two 100-yard rushers in back-to-back games.

McCalebb established another first by becoming the first Tiger freshman ever to rush for 100 or more yards in each of the first two games of the season. He had 148 in the opener against Louisiana Tech and 114 against MSU.

Finally, Darvin Adams had 116 yards receiving, marking the first time in school history that Auburn had two 100-yard rushers and a 100-yard receiver in the same game. It nearly marked the second straight game that Auburn accomplished that feat, as Terrell Zachery had 104 yards receiving at one point during the season opener, but lost 6 yards on his final reception and finished with 98 yards receiving for the game.

SEC SUCCESS

Auburn has won 31 of its last 48 Southeastern Conference games and 32 of its last 49 games against SEC schools, including the 2004 SEC Championship game victory over Tennessee. Auburn's success against conference schools dates back beyond 2004, as since the start of the 2000 season, the Tigers have the fourth best record among the 12 league schools in regular season conference games. The following are the combined conference records of the 12 SEC schools from 2000-09.

	W-L	Pct.
Florida	61-19	.763
Georgia	55-25	.688
LSU	55-25	.688
Auburn	52-28	.650
Tennessee	51-29	.638
Alabama	46-34	.575
Arkansas	37-43	.463
South Carolina	37-43	.463
Ole Miss	33-47	.413
Kentucky	20-60	.250
Mississippi State	20-60	.250
Vanderbilt	13-67	.163

TIGERS SINCE 2000

Since the start of the 2000 season, Auburn has one of the best records in all of the Football Bowl Subdivision. The Tigers' record of 87-39 (.690) ranks 16th among all 120 programs. The list of the top 20 programs since 2000 in terms of winning percentage follows:

	W-L	Pct.
1. Boise State	111-17	.867
2. Texas	110-18	.859
3. Oklahoma	109-24	.820
4. Ohio State	101-25	.802
5. USC	101-26	.795
6. Florida	99-30	.767
LSU	99-30	.767
8. TCU	95-28	.772
9. Georgia	97-31	.758
10. Virginia Tech	98-32	.754
11. Miami (Fla.)	91-32	.740
12. Utah	85-36	.702
13. Oregon	87-37	.702
14. West Virginia	86-38	.694
15. Boston College	88-39	.692
16. Auburn	87-39	.690
17. Louisville	82-41	.667
18. Wisconsin	85-43	.664
19. Florida State	84-43	.661
Texas Tech	84-43	.661



Bowl Notes



SEC STANDINGS

Eastern Division

	SEC		Overall	
	W	L	W	L
Florida	8	0	12	0
Georgia	4	4	7	5
Tennessee	4	4	7	5
Kentucky	3	5	7	5
South Carolina	3	5	7	5
Vanderbilt	0	8	2	10

Western Division

	SEC		Overall	
	W	L	W	L
Alabama	8	0	12	0
LSU	5	3	9	3
Ole Miss	4	4	8	4
Auburn	3	5	7	5
Arkansas	3	5	7	5
Mississippi State	3	5	5	7

SEC BOWL SCHEDULE

Sunday, Dec. 27

GAYLOR HOTELS MUSIC CITY BOWL
Kentucky vs. Clemson, 7:15 p.m. CT [ESPN]

Monday, Dec. 28

PETROSUN INDEPENDENCE BOWL
Georgia vs. Texas A&M, 4 p.m. CT [ESPN]

Thursday, Dec. 31

CHICK-FIL-A BOWL
Tennessee vs. Virginia Tech, 7:30 p.m. ET [ESPN]

Friday, Jan. 1

OUTBACK BOWL
Auburn vs. Northwestern, 11 a.m. ET [ESPN]

CAPITAL ONE BOWL
LSU vs. Penn State, 1 p.m. ET [ABC]

ALLSTATE SUGAR BOWL
Florida vs. Cincinnati, 7:30 p.m. CT [FOX]

Saturday, Jan. 2

AT&T COTTON BOWL CLASSIC
Ole Miss vs. Oklahoma State, 1 p.m. CT [FOX]

PAPAJOHNS.COM BOWL
South Carolina vs. Connecticut, 1 p.m. CT [ESPN]

AUTOZONE LIBERTY BOWL
Arkansas vs. East Carolina, 4:30 p.m. CT [ESPN]

Monday, Jan. 7

BCS CHAMPIONSHIP GAME
Alabama vs. Texas, 5 p.m. PT [FOX]

RECORD-BREAKING PLAY

Chris Todd and Terrell Zachery teamed up to make school history during Auburn's season-opening win against Louisiana Tech, connecting on a 93-yard touchdown pass. The play was the longest play from scrimmage in school history, surpassing a 92-yard rush by Ralph O'Gwynne vs. Loyola on Nov. 21, 1936. The longest pass play in school history had been an 87-yard pass from Jason Campbell to Silas Daniels on Oct. 9, 2004, also against Louisiana Tech.

GETTING OFFENSIVE

Auburn started the season with back-to-back games of more than 500 yards, totaling 556 yards in the season opener against Louisiana Tech and 589 yards in the SEC opener against Mississippi State. It marked the first time Auburn had back-to-back games with at least 500 yards of offense since 1970, when the Tigers had 566 yards against Florida and 664 against Mississippi State.

Auburn also totaled 400 yards Sept. 19 against West Virginia, 560 yards Sept. 26 against Ball State and 459 yards Oct. 3 at Tennessee. It marked the first time Auburn had five straight games with at least 400 yards of offense since games 6-10 of the 1994 season.

TOP SEC OPENER TOTAL

Auburn's total of 589 yards of offense against Mississippi State was a school record for the most yards ever in an SEC opener. The previous record was 527 yards in the 1995 season opener against Ole Miss. Auburn's 589 yards were tied for 11th most in any game in school history and tied for fourth most in an SEC game, and the most since the Tigers also had 589 yards at Kentucky in 2005.

WASHINGTON WOVES THE DOGS

Auburn junior Demond Washington had a record-setting night as a return man Nov. 14 against Georgia. Washington set school single-game records with 202 kickoff returns yards (of five returns) and 229 total return yards, which included 27 punt return yards. He had a 99-yard kickoff return for a touchdown in the fourth quarter, which was the sixth-longest in school history.

Washington's 202 kickoff return yards and 229 return yards were both the fourth most in SEC single-game history, and his 40.4 kickoff return average is second best in SEC history for a single game (min. 4 returns) behind Kerry Goode of Alabama's 49.3 average versus Boston College in 1984.

AUBURN BY THE NUMBERS

The Tigers returned 46 lettermen from last season, including 24 on offense, 18 on defense and four specialists. Auburn returned seven starters on offense and seven on defense.

Auburn's current roster of 113 players includes 13 seniors, 31 juniors, 27 sophomores, 11 redshirt freshmen and 31 freshmen. The underclassmen (69) represent 61.1 percent of the Tigers' roster.

A number of walk-ons joined the program after the first day of classes on August 17.

TIGER GRADS

Auburn began the season with eight graduates on its roster, which was tied for fifth most among all FBS schools.

The Tiger graduates included: WR Montez Billings (Public Administration), DE Antonio Coleman (Criminology), CB Walter McFadden (Public Administration), TE Gabe McKenzie (Criminology), DB Aairon Savage (Exercise Science), RB Ben Tate (Criminology), QB Chris Todd (Business Finance) and TE Tommy Trott (Public Administration).

Listed are the top 10 FBS programs in the nation in terms of number of players who have completed their bachelor's degrees prior to the start of the 2009 season.

1. Alabama12
2. Boston College10
- Virginia Tech10
4. Penn State9
5. **Auburn**8
- Miami (Fla.)8
- East Carolina8
- Notre Dame8
- Texas Tech8
- UNLV8

WATCH LISTS

Four members of the Auburn team were named to watch lists for national awards this season.

Antonio Coleman led the way, landing on four watch lists, including those for the Lombardi Award (best lineman or linebacker), Bronko Nagurski Award (best defensive player), Chuck Bednarik Award (best defensive player) and Ted Hendricks Award (best defensive end).

Ben Tate is a semifinalist for the Doak Walker Award and was named with Chris Todd to the Maxwell Award watch list, for the nation's outstanding player. Todd was also added to the Manning Award watch list. Tommy Trott was on the watch list for the John Mackey Award, which goes to the nation's top tight end.



Bowl Notes



TIGER PROS

Auburn has demonstrated a proficiency for placing players in the National Football League. As of Aug. 24, 37 former Auburn Tigers were listed on NFL rosters. The Seattle Seahawks have the most former Tigers, with four former Auburn players on the roster, while the San Diego Chargers have three. Twenty-seven of the 32 teams have at least one former Auburn player on the roster.

RUNNING BACK FACTORY

Auburn has produced four running backs that are currently on NFL rosters, which is tied for most in the NFL according to information compiled by www.kickoffzone.com. Ronnie Brown, Heath Evans, Tony Richardson and Carnell Williams are all former Tigers who are currently in the NFL. The list also does not include former Tiger Brandon Jacobs, who lettered at Auburn in 2003 before transferring to Southern Illinois. Only three other schools (LSU, Miami (Fla.) and Texas) have produced four current NFL running backs.

JORDAN-HARE STADIUM

Celebrating its 70th year as home to the Auburn football team, Jordan-Hare Stadium is the nation's 10th-largest on-campus stadium, with a capacity of 87,451 fans. The Tigers, who set a school record by averaging 86,915 fans last season, are 271-69-7 (.791) all-time at Jordan-Hare Stadium.

Auburn has posted 10 straight winning seasons at Jordan-Hare Stadium including 2009, posting a mark of 57-15 (.792) at home since the 2000 season. The Tigers were undefeated at home during two of those seasons, going 7-0 in both 2000 and 2004.

NON-CONFERENCE SCHEDULE

Auburn is one of just two teams in the Southeastern Conference that played three non-conference games this season against teams that went to bowl games last season. South Carolina is the other.

Auburn opened the season with Louisiana Tech, which won the Independence Bowl last season. The Tigers' second non-conference game was against West Virginia, which defeated North Carolina in the Meineke Car Care Bowl. The following week the Tigers hosted Ball State, which fell to Gus Malzahn's Tulsa team in the GMAC Bowl, 45-13.

AUBURN FOOTBALL: EVERY DAY ...

This season Auburn is debuting a new weekly 30-minute show offering fans a reality-based, behind the scenes style production that will chronicle the inner-workings of the Tigers' football program through the entire 2009 season. The program follows the high and lows of competing as an SEC football player, with wired up coaches and players and exclusive interviews.

The show may be viewed in Alabama and the Southeast on television stations as well as the Comcast Sports Southeast (CSS) regional cable network. The show will also be streamed via the internet at www.auburntigers.com. The show will air either Friday nights or Saturday mornings in all markets.

AUBURN IN OVERTIME

Overall Record:	4-5
Home:	3-3
Road:	0-2
Neutral:	1-0

Date	Opponent	Result	#OTs
12/31/07	vs. Clemson	W, 23-20	1
9/8/07	SOUTH FLORIDA	L, 23-26	1
10/22/05	at LSU	L, 17-20	1
10/19/02	at Florida	L, 23-30	1
9/28/02	SYRACUSE	W, 37-34	3
10/20/01	LA. TECH	W, 48-41	1
11/11/00	GEORGIA	W, 29-26	1
9/25/99	OLE MISS	L, 17-24	1
11/16/96	GEORGIA	L, 49-56	4

CAREER STATS IN BOWL GAMES

PASSING

Player	Comp-Att-Int	TD	Yds
Kodi Burns	1-4-0	1	22

RUSHING

Player	No	Yds	Avg.	TD
Ben Tate	18	70	3.9	1
Kodi Burns	13	69	5.3	1
Mario Fannin	3	18	6.0	0

RECEIVING

Player	No	Yds	Avg.	TD
Mario Fannin	5	53	10.6	1
Ben Tate	3	19	6.3	0
Tim Hawthorne	1	12	12.0	0
Gabe McKenzie	1	12	12.0	0
Tommy Trott	1	4	4.0	0

DEFENSIVE

Player	UA+A	Tot	Misc.
Zac Etheridge	6+2 =	8	
Antonio Coleman	4+1 =	5	1.5 Sacks
Aairon Savage	4+1 =	5	TFL
Walter McFadden	2+2 =	4	TFL, PBU
Antoine Carter	2+0 =	2	
Craig Stevens	1+1 =	2	
Mike McNeil	1+0 =	1	

COACHING STAFF ASSIGNMENTS

Jay Boulware: TE (Field)
 Jeff Grimes: OL (Field)
 Phillip Lolley: CB (Press Box)
 Curtis Luper: RB/Recruit. Coord. (Press Box)
 Gus Malzahn: OC/QB (Field)
 Tracy Rucker: DL (Field)
 Ted Roof: DC/LB (Field)
 Trooper Taylor: Asst. HC/WR (Field)
 Tommy Thigpen: Safeties (Field)



Honors & Awards



DARVIN ADAMS

- ▶ Phil Steele Midseason All-SEC First Team
- ▶ College Football Performance Awards Honorable Mention Wide Receiver of the Week (Nov. 8)
- ▶ College Football Performance Awards Honorable Mention Wide Receiver of the Week (Nov. 29)

DAREN BATES

- ▶ College Football News Freshman All-America Third Team
- ▶ Coaches' All-SEC Freshman Team

WES BYRUM

- ▶ Lou Groza Award Semifinalist
- ▶ College Football Performance Awards Honorable Mention Placekicker of the Week (Sept. 7)
- ▶ SEC Special Teams Player of the Week (Oct. 5)
- ▶ Lou Groza Award Star of the Week (Oct. 5)
- ▶ Phil Steele Midseason All-SEC Third Team

ANTONIO COLEMAN

- ▶ AP All-SEC First Team
- ▶ Coaches' All-SEC First Team
- ▶ ESPN.com All-SEC
- ▶ SEC Defensive Lineman of the Week (Nov. 2)
- ▶ SEC Defensive Lineman of the Week (Sept. 14)
- ▶ Lowe's Senior CLASS Award Watch List
- ▶ Rotary Lombardi Award Watch List
- ▶ Ted Hendricks Award Watch List
- ▶ Chuck Bednarik Award Watch List
- ▶ Bronko Nagurski Award Watch List
- ▶ *Lindy's* Preseason All-America Second Team
- ▶ *Athlon Sports* Preseason All-America Second Team
- ▶ Phil Steele Preseason All-America Third Team
- ▶ *Lindy's* Preseason All-SEC First Team
- ▶ *Athlon Sports* Preseason All-SEC First Team
- ▶ *Sports Illustrated* Preseason All-SEC Second Team
- ▶ Phil Steele Preseason All-SEC First Team
- ▶ Coaches' All-SEC Second Team
- ▶ Media All-SEC First Team
- ▶ Phil Steele Midseason All-SEC First Team
- ▶ Phil Steele Midseason All-America Third Team
- ▶ College Football Performance Awards Honorable Mention Defensive Lineman of the Week (Nov. 1)

CLINTON DURST

- ▶ *Sports Illustrated* Preseason All-SEC Second Team
- ▶ Phil Steele Preseason All-SEC First Team
- ▶ Media All-SEC Second Team
- ▶ Phil Steele Midseason All-SEC Third Team

GUS MALZAHN

- ▶ Rivals.com National Coordinator of the Week (Sept. 14)

ONTERIO McCALEBB

- ▶ SEC Freshman of the Week (Sept. 7)
- ▶ SEC Freshman of the Week (Oct. 5)

WALTER McFADDEN

- ▶ AP All-SEC Second Team
- ▶ Coaches' All-SEC Second Team
- ▶ SEC Defensive Player of the Week (Nov. 2)

RYAN PUGH

- ▶ AP All-SEC Second Team
- ▶ *Lindy's* Preseason All-SEC First Team
- ▶ Phil Steele Midseason All-SEC Third Team

CRAIG STEVENS

- ▶ SEC Defensive Player of the Week (Sept. 21)
- ▶ Phil Steele Midseason All-SEC Third Team

BEN TATE

- ▶ AP All-SEC Second Team
- ▶ Doak Walker Award Semifinalist
- ▶ Maxwell Award Watch List
- ▶ *Athlon Sports* Preseason All-SEC Third Team
- ▶ Phil Steele Preseason All-SEC Second Team
- ▶ Coaches' All-SEC Third Team
- ▶ College Football Performance Awards Honorable Mention Running Back of the Week (Oct. 11)
- ▶ Phil Steele Midseason All-SEC Second Team

NEIKO THORPE

- ▶ Phil Steele Midseason All-SEC Third Team

CHRIS TODD

- ▶ Maxwell Award Watch List
- ▶ Manning Award Watch List
- ▶ College Football Performance Awards Honorable Mention Quarterback of the Week (Sept. 27)
- ▶ College Football Performance Awards Honorable Mention Quarterback of the Week (Nov. 8)

TOMMY TROTT

- ▶ John Mackey Award Watch List

DEMOND WASHINGTON

- ▶ College Football Performance Awards National Kickoff Returner of the Week (Nov. 15)
- ▶ SEC Special Teams Player of the Week (Nov. 16)

LEE ZIEMBA

- ▶ Coaches' All-SEC Second Team
- ▶ AP All-SEC Honorable Mention
- ▶ *Lindy's* Preseason All-SEC Second Team
- ▶ *Athlon Sports* Preseason All-SEC Second Team
- ▶ *Sports Illustrated* Preseason All-SEC Second Team
- ▶ Coaches' All-SEC Second Team
- ▶ Media All-SEC Second Team
- ▶ Phil Steele Midseason All-SEC Second Team



Career Records Update



Rushing Attempts

Player	Seasons	Yards	Avg	Att
1. Carnell Williams	2001-04	3831	5.31	741
2. Ben Tate	2006-pres.	3213	4.88	658
3. Joe Cribbs	1976-79	3368	5.13	657
4. Bo Jackson	1982-85	4303	6.62	650
5. James Brooks	1977-80	3523	5.67	621
6. Stacy Danley	1987-90	2427	4.61	526
7. Ronnie Brown	2000-04	2707	5.28	513
8. Stephen Davis	1993-95	2811	5.76	488
9. Secdrick McIntyre	1973-76	1992	4.31	462
10. Phil Gargis	1974-76	1884	4.13	456

Rushing Yardage

Player	Seasons	Att	Avg	Yards
1. Bo Jackson	1982-85	650	6.62	4303
2. Carnell Williams	2001-04	741	5.17	3831
3. James Brooks	1977-80	621	5.67	3523
4. Joe Cribbs	1976-79	657	5.13	3368
5. Ben Tate	2006-pres.	658	4.88	3213
6. Stephen Davis	1993-95	488	5.76	2811
7. Brent Fullwood	1983-86	390	7.15	2789
8. Ronnie Brown	2000-04	513	5.28	2707
8. Stacy Danley	1987-90	526	4.61	2427
10. James Joseph	1986-90	452	5.17	2264
11. Kenny Irons	2005-06	454	4.81	2186
12. James Bostic	1991-93	396	5.26	2084
13. Lionel James	1980-83	348	6.14	2068
14. Secdrick McIntyre	1973-76	462	4.31	1992
15. Fob James	1952-55	317	6.03	1913
16. Phil Gargis	1973-76	456	4.13	1884
17. Tommie Agee	1983-86	356	4.87	1735
18. Jimmy Sidle	1962-64	326	5.22	1703
19. Brad Lester	2004-pres.	371	4.55	1689
20. Joe Childress	1953-55	321	5.19	1667

Rushing Touchdowns

Player	Seasons	Att	Yards	Avg	TD
1. Carnell Williams	2001-04	741	3831	5.17	45
2. Bo Jackson	1982-85	650	4303	6.62	43
3. Joe Cribbs	1976-79	657	3368	5.13	34
4. Stephen Davis	1993-95	488	2811	5.76	30
5. Ronnie Brown	2000-04	513	2707	5.28	29
6. Brent Fullwood	1983-86	390	2789	7.15	24
James Brooks	1977-80	621	3523	5.67	24
8. Reggie Ware	1984-87	231	768	3.32	23
9. Ben Tate	2006-pres.	658	3213	4.88	22
10. Brad Lester	2004-08	371	1689	4.55	19

Yards Per Game (Min. 18 games)

Player	Seasons	Yards	Games	Yds/Gm
1. Bo Jackson	1982-85	4303	38	113.2
2. Kenny Irons	2005-06	2186	23	95.0
3. James Brooks	1977-80	3523	38	92.7
4. Carnell Williams	2001-04	3831	42	91.2
5. Stephen Davis	1993-95	2811	31	90.7
6. Joe Cribbs	1976-79	3368	38	88.6
7. Curtis Kuykendall	1944-45	1619	18	89.9
8. Brent Fullwood	1983-86	2789	39	71.5
9. Ben Tate	2006-pres.	3213	46	69.8
10. Secdrick McIntyre	1973-76	1992	29	68.7

All-Purpose Yards

Player	Seasons	Rush	Rec	KR	PR	Yards
1. James Brooks	1977-80	3523	219	1726	128	5596
2. Carnell Williams	2001-04	3831	342	609	302	5084
3. Bo Jackson	1982-85	4303	272	317	0	4892
4. Joe Cribbs	1976-79	3368	268	597	328	4561
5. Thomas Bailey	1991-94	-5	1243	1520	1170	3928
6. Brent Fullwood	1983-86	2789	77	892	0	3758
7. Ben Tate	2006-pres.	3213	336	186	0	3735
8. Ronnie Brown	2000-04	2707	688	15	0	3390
9. Stephen Davis	1993-95	2811	342	25	0	3178
10. James Joseph	1987-90	2264	721	136	0	3121

Passing Yardage

Player	Seasons	Att	Comp	Pct	Yards
1. Stan White	1990-93	1231	659	.535	8016
2. Jason Campbell	2001-04	854	552	.646	7299
3. Brandon Cox	2004-07	927	550	.593	6959
4. Pat Sullivan	1969-71	819	452	.552	6284
5. Dameyune Craig	1994-97	782	427	.546	6026
6. Patrick Nix	1992-95	656	386	.588	4957
7. Reggie Slack	1986-89	585	346	.591	4697
8. Ben Leard	1997-00	592	359	.606	4289
9. Jeff Burger	1984-87	538	331	.615	4082
10. Chris Todd	2008-pres.	453	264	.583	3280

Pass Completions

Player	Seasons	Att	Yards	Comp
1. Stan White	1990-93	1231	8016	659
2. Jason Campbell	2001-04	854	7299	552
3. Brandon Cox	2004-07	927	6959	550
4. Pat Sullivan	1969-71	819	6284	452
5. Dameyune Craig	1994-97	782	6026	427
6. Patrick Nix	1992-95	656	4957	386
7. Ben Leard	1997-00	592	4289	359
8. Reggie Slack	1986-89	585	4697	346
9. Jeff Burger	1984-87	538	4082	331
10. Chris Todd	2008-pres.	453	3280	264

Completion Percentage (Min. 150 Attempts)

Player	Seasons	Att	Comp	Pct
1. Jason Campbell	2001-04	854	552	.646
2. Jeff Burger	1984-87	538	331	.615
3. Ben Leard	1997-00	592	359	.606
4. Brandon Cox	2004-07	927	550	.593
5. Reggie Slack	1986-89	585	346	.591
6. Patrick Nix	1992-95	656	386	.588
7. Chris Todd	2008-pres.	453	264	.583
8. Pat Sullivan	1969-71	819	452	.552
9. Dameyune Craig	1994-97	782	427	.546
10. Daniel Cobb	2000-02	314	170	.541

Touchdown Passes

Player	Seasons	Yards	Int	TD
1. Pat Sullivan	1969-71	6284	39	53
2. Jason Campbell	2001-04	7299	24	45
3. Brandon Cox	2004-07	6959	32	42
4. Stan White	1990-93	8016	52	40
5. Dameyune Craig	1994-97	6026	24	39
6. Patrick Nix	1992-95	4957	16	31
7. Ben Leard	1997-00	4289	18	28
8. Chris Todd	2008-pres.	3280	12	26
9. Loran Carter	1966-68	3129	47	25
10. Jeff Burger	1984-87	4082	21	24



Career Records Update



Yards Per Attempt (min. 200 attempts)

Player	Seasons	Att	Yards	Yds/Att
1. Jason Campbell	2001-04	854	7299	8.546
2. Reggie Slack	1986-89	585	4697	8.029
3. Dameyune Craig	1994-97	782	6026	7.706
4. Pat Sullivan	1969-71	819	6284	7.673
5. Jeff Burger	1984-87	538	4082	7.587
6. Patrick Nix	1992-95	656	4957	7.556
7. Brandon Cox	2004-07	927	6959	7.507
8. Daniel Cobb	2000-02	314	2350	7.484
9. Ben Leard	1997-00	592	4289	7.245
10. Chris Todd	2008-pres.	453	3280	7.241

Scoring

Player	Seasons	TD	FG	PAT	Pts
1. John Vaughn	2003-06	0	50	162	312
2. Carnell Williams	2001-04	46	0	0	276
3. Bo Jackson	1982-85	45	0	*2	274
4. Damon Duval	1999-02	1	45	125	266
5. Al Del Greco	1980-83	0	42	110	236
6. Wes Byrum	2007-pres.	0	42	106	232
7. Win Lyle	1987-89	0	45	95	230
8. Joe Cribbs	1976-79	35	0	*3	216
9. Stephen Davis	1993-95	34	0	0	204
10. Jorge Portela	1977-79	0	38	74	188

* - two-point conversions

Most Points Kicking

Player	Seasons	FG	PAT	Pts
1. John Vaughn	2003-06	50	162	312
2. Damon Duval	1999-02	45	125	260
3. Al Del Greco	1980-83	42	110	236
4. Wes Byrum	2007-pres.	42	106	232
5. Win Lyle	1987-89	45	95	230
6. Jorge Portela	1977-79	38	74	188
7. John Riley	1967-69	31	80	173
8. Scott Etheridge	1992-93	34	65	167
Gardner Jett	1970-72	23	98	167
10. Jaret Holmes	1996-97	27	79	160
Matt Hawkins	1994-95	26	82	160

Field Goals Made

Player	Seasons	Pct	FGA	FGM
1. John Vaughn	2003-06	.725	69	50
2. Damon Duval	1999-02	.608	74	45
Win Lyle	1987-89	.763	59	45
4. Wes Byrum	2007-pres.	.737	57	42
Al Del Greco	1980-83	.609	69	42
6. Jorge Portela	1977-79	.613	62	38
7. Scott Etheridge	1992-93	.791	43	34
8. Jim Von Wyl	1990-91	.667	48	32
9. John Riley	1967-69	.492	63	31
10. Jaret Holmes	1996-97	.730	37	27

Field Goal Percentage (Min. 10 Made)

Player	Seasons	FGM	FGA	Pct
1. Scott Etheridge	1992-93	34	43	.791
2. Matt Hawkins	1994-95	26	33	.788
3. Win Lyle	1987-89	45	59	.763
4. Wes Byrum	2007-pres.	42	57	.737
5. Jaret Holmes	1996-97	27	37	.730
6. John Vaughn	2003-06	50	69	.725
7. Ed Dyas	1958-60	17	24	.708
8. Gardner Jett	1970-72	23	34	.676
9. Jim Von Wyl	1990-91	32	48	.667
Robert McGinty	1984	12	18	.667

PATs Made

Player	Seasons	Pct	Att	Made
1. John Vaughn	2003-06	.994	163	162
2. Damon Duval	1999-02	1.000	125	125
3. Al Del Greco	1980-83	.991	111	110
4. Wes Byrum	2007-pres.	.981	108	106
5. Gardner Jett	1970-72	.942	104	98
6. Win Lyle	1987-89	.990	96	95
7. Matt Hawkins	1994-95	.932	88	82
8. John Riley	1967-69	.860	93	80
9. Jaret Holmes	1996-97	.963	82	79
10. Jorge Portela	1977-79	.949	78	74

PATs Attempted

Player	Seasons	Made	Pct	Att
1. John Vaughn	2003-06	162	.994	163
2. Damon Duval	1999-02	125	1.000	125
3. Al Del Greco	1980-83	110	.991	111
4. Wes Byrum	2007-pres.	106	.981	108
5. Gardner Jett	1970-72	98	.942	104
6. Win Lyle	1987-89	95	.990	96
7. John Riley	1967-69	80	.860	93
8. Matt Hawkins	1994-95	82	.932	88
9. Jaret Holmes	1996-97	79	.963	82
10. Jorge Portela	1977-79	74	.949	78

PAT Percentage (Min. 30 made)

Player	Seasons	Made	Att	Pct
1. Damon Duval	1999-02	125	125	1.000
Scott Etheridge	1992-93	65	65	1.000
3. John Vaughn	2003-06	162	163	.994
4. Al Del Greco	1980-83	110	111	.991
5. Win Lyle	1987-89	95	96	.990
6. Chris Knapp	1985-86	62	63	.984
7. Wes Byrum	2007-pres.	106	108	.981
8. Neil O'Donoghue	1975-76	32	33	.970
9. Robert McGinty	1984	31	32	.969
10. Jaret Holmes	1996-97	79	82	.963

Punting Average (Min. 50 punts)

Player	Seasons	No	Yards	Avg
1. Terry Daniel	1992-94	169	7522	44.51
2. Kody Bliss	2003-06	202	8861	43.87
3. Damon Duval	1999-02	227	9842	43.36
4. Jaret Holmes	1996-97	110	4676	42.51
5. Skip Johnston	1977-79	172	7220	41.98
6. Brian Shulman	1986-88	157	6580	41.91
7. Lewis Colbert	1982-85	244	10179	41.72
8. Ryan Shoemaker	2007-pres.	56	2328	41.57
9. Clinton Durst	2008-pres.	128	5306	41.45
10. Tommy Lunceford	1965-67	171	7017	41.04

Quarterback Sacks (from 1981)

Player	Seasons	Total Yds.	Sacks
1. Quentin Groves	2004-07	169	26.0
Gerald Robinson	1982-85	150	26.0
3. Antonio Coleman	2006-pres.	140	23.5
4. Tracy Rocker	1985-88	146	21.0
Craig Ogletree	1986-89	117	21.0
6. Reggie Torbor	2000-03	128	18.5
7. Leonardo Carson	1996-99	123	17.0
Willie Whitehead	1991-94	108	17.0
9. Marcus Washington	1994-96	108	16.0
Gary Walker	1993-94	95	16.0



Single Season Records Update



Passing Yardage

Player	Year	Att	Comp	Pct	Yards
1. Dameyune Craig.....	1997	403	216	.536	3277
2. Jason Campbell.....	2004	270	188	.696	2700
3. Pat Sullivan.....	1970	281	167	.594	2586
4. Patrick Nix.....	1995	331	201	.607	2574
5. Chris Todd.....	2009	297	178	.599	2377
6. Brandon Cox.....	2005	306	177	.578	2324
7. Dameyune Craig.....	1996	310	169	.545	2296
8. Stan White.....	1990	338	180	.533	2242
9. Reggie Slack.....	1988	279	168	.602	2230
10. Patrick Nix.....	1994	299	169	.565	2206

Pass Completions

Player	Year	Att	Yards	Comp
1. Dameyune Craig.....	1997	403	3277	216
2. Patrick Nix.....	1995	331	2574	201
3. Ben Leard.....	2000	319	2158	193
4. Brandon Cox.....	2007	316	2080	188
Jason Campbell.....	2004	270	2700	188
6. Jason Campbell.....	2003	293	2267	181
7. Stan White.....	1990	338	2242	180
8. Chris Todd.....	2009	297	2377	178
Jeff Burger.....	1987	267	2066	178
10. Brandon Cox.....	2005	306	2324	177

Touchdown Passes

Player	Year	Att	Comp	Yards	TD
1. Chris Todd.....	2009	297	178	2377	21
2. Jason Campbell.....	2004	270	188	2700	20
Pat Sullivan.....	1971	281	162	2012	20
4. Dameyune Craig.....	1997	403	216	3277	18
5. Pat Sullivan.....	1970	281	167	2586	17
6. Dameyune Craig.....	1996	310	169	2296	16
Pat Sullivan.....	1969	257	123	1686	16
8. Brandon Cox.....	2005	306	177	2324	15
Patrick Nix.....	1995	331	201	2574	15
10. Brandon Cox.....	2006	271	163	2198	14
Stan White.....	1990	338	180	2242	14
Loran Carter.....	1968	248	112	1487	14

Highest TD/Interception Ratio (Min. 150 Att.)

Player	Year	TD	Int	Ratio
1. Ben Leard.....	1999	12	1	12.00
2. Chris Todd.....	2009	21	6	3.500
Randy Campbell.....	1982	7	2	3.500
4. Jason Campbell.....	2004	20	7	2.857
5. Brandon Cox.....	2005	15	8	1.875
6. Patrick Nix.....	1994	13	7	1.857
7. Pat Sullivan.....	1971	20	11	1.818
8. Patrick Nix.....	1995	15	9	1.667
9. Stan White.....	1993	13	8	1.625
10. Dameyune Craig.....	1996	16	10	1.600

Passing Efficiency (Min. 100 Attempts)

Player	Year	Comp	Att	Pct	Yards	TD	Int	Rating
1. Jason Campbell.....	2004	188	270	.696	2700	20	7	172.89
2. Ben Leard.....	1999	111	157	.707	1423	12	1	170.78
3. Jason Campbell.....	2002	94	149	.631	1215	11	5	149.23
4. Pat Sullivan.....	1970	167	281	.594	2586	17	12	148.16
5. Chris Todd.....	2009	178	297	.599	2377	21	6	146.45
6. Jeff Burger.....	1987	178	267	.667	2066	13	9	140.99
7. Brandon Cox.....	2006	163	271	.601	2198	14	9	138.68
8. Patrick Nix.....	1995	201	331	.607	2574	15	9	135.60
9. Stan White.....	1993	164	271	.605	2057	13	8	134.20
10. Pat Sullivan.....	1971	162	281	.576	2012	20	11	133.46

Yards Per Attempt (min. 150 Attempts)

Player	Year	Att	Yards	Yds/Att
1. Jason Campbell.....	2004	270	2700	10.000
2. Pat Sullivan.....	1970	281	2586	9.203
3. Ben Leard.....	1999	157	1423	9.064
4. Dameyune Craig.....	1997	403	3277	8.132
5. Brandon Cox.....	2006	271	2198	8.111
6. Chris Todd.....	2009	297	2377	8.003
7. Reggie Slack.....	1988	279	2230	7.993
8. Reggie Slack.....	1989	252	1996	7.921
9. Daniel Cobb.....	2002	150	1175	7.833
10. Patrick Nix.....	1995	331	2574	7.776

Touchdown Passes Per Game

Player	Year	TD	Games	TD/Gm
1. Pat Sullivan.....	1971	20	10	2.00
2. Chris Todd.....	2009	21	12	1.75
3. Ben Leard.....	1999	12	7	1.71
4. Pat Sullivan.....	1970	17	10	1.70
5. Pat Sullivan.....	1969	16	10	1.60
6. Jason Campbell.....	2004	20	13	1.54
7. Dameyune Craig.....	1997	18	12	1.50
8. Dameyune Craig.....	1996	16	11	1.45
9. Loran Carter.....	1968	14	10	1.40
10. Brandon Cox.....	2005	15	11	1.36
Patrick Nix.....	1994	15	11	1.36

Pass Receptions

Player	Year	Yards	Avg	Rec
1. Willie Gosha.....	1995	811	13.98	58
Frank Sanders.....	1994	910	15.69	58
3. Ronney Daniels.....	1999	1068	19.07	56
4. Terry Beasley.....	1971	846	15.38	55
5. Courtney Taylor.....	2006	704	13.04	54
6. Karsten Bailey.....	1997	840	15.85	53
7. Rodgeriquus Smith.....	2007	705	13.56	52
Terry Beasley.....	1970	1051	20.21	52
9. Darvin Adams.....	2009	855	17.81	48
Tyrone Goodson.....	1997	906	18.88	48
Frank Sanders.....	1993	842	17.54	48

Receiving Yardage

Player	Year	Rec	Yards
1. Ronney Daniels.....	1999	56	1068
2. Terry Beasley.....	1970	52	1051
3. Frank Sanders.....	1994	58	910
4. Tyrone Goodson.....	1997	48	906
5. Darvin Adams.....	2009	48	855
6. Terry Beasley.....	1971	55	846
7. Frank Sanders.....	1993	48	842
8. Karsten Bailey.....	1997	53	840
9. Freddy Weygand.....	1984	32	796
10. Courtney Taylor.....	2004	43	737

Touchdown Receptions

Player	Year	Rec	TD
1. Terry Beasley.....	1971	55	12
2. Terry Beasley.....	1970	52	11
3. Darvin Adams.....	2009	48	10
4. Byron Franklin.....	1980	32	9
Ronney Daniels.....	1999	56	9
6. Ben Obomanu.....	2004	25	7
Karsten Bailey.....	1998	43	7
Karsten Bailey.....	1997	53	7
Frank Sanders.....	1994	58	7
Greg Taylor.....	1990	46	7
Dick Schmalz.....	1971	44	7
Tim Christian.....	1968	47	7



Single Season Records Update



Yards Per Reception (min. 20 Receptions)

Player	Year	Rec	Yards	Yds/Rec
1. Freddy Weygand	1984	32	796	24.88
2. Alexander Wright	1989	30	714	23.80
3. Alvin Bresler	1970	23	530	23.04
4. Devin Aromashodu	2004	24	513	21.38
5. Lawyer Tillman	1986	35	730	20.86
6. Terry Beasley	1970	52	1051	20.21
7. Terrell Zachery	2009	24	466	19.42
8. Chris Woods	1982	21	406	19.33
9. Ronney Daniels	1999	56	1068	19.07
10. Devin Aromashodu	2005	26	494	19.00

Rushing Attempts

Player	Year	Yards	Avg	Att
1. Rudi Johnson	2000	1567	4.84	324
2. Bo Jackson	1985	1786	6.42	278
3. James Brooks	1980	1314	5.03	261
4. Kenny Irons	2005	1293	5.05	256
5. Joe Cribbs	1978	1205	4.76	253
6. Ben Tate	2009	1254	5.16	243
7. Carnell Williams	2003	1307	5.42	241
8. Carnell Williams	2004	1165	4.87	239
9. Stephen Davis	1994	1263	5.71	221
10. Terry Henley	1972	843	3.90	216

Rushing Yardage

Player	Year	Att	Avg	Yards
1. Bo Jackson	1985	278	6.42	1786
2. Rudi Johnson	2000	324	4.84	1567
3. Brent Fullwood	1986	167	8.33	1391
4. James Brooks	1980	261	5.03	1314
5. Carnell Williams	2003	241	5.42	1307
6. Kenny Irons	2005	256	5.05	1293
7. Stephen Davis	1994	221	5.71	1263
8. Ben Tate	2009	243	5.16	1254
9. Bo Jackson	1983	158	7.68	1213
10. James Brooks	1979	163	7.41	1208
11. James Bostic	1993	199	6.06	1205
Joe Cribbs	1978	253	4.76	1205
13. Carnell Williams	2004	239	4.87	1165
14. Joe Cribbs	1979	200	5.60	1120
15. Stephen Davis	1995	180	5.93	1068
16. Ronnie Brown	2002	175	5.76	1008
17. Jimmy Sidle	1963	185	5.44	1006
18. Monk Gafford	1942	132	7.61	1004

All-Purpose Yards

Player	Season	Rush	Rec	KR	PR	Yards
1. Bo Jackson	1985	1786	73	0	0	1859
2. James Brooks	1979	1208	15	577	0	1800
3. Carnell Williams	2004	1165	152	150	251	1718
4. James Brooks	1980	1314	63	226	56	1659
5. Carnell Williams	2003	1307	20	269	51	1647
6. Rudi Johnson	2000	1567	70	0	0	1637
7. Brent Fullwood	1986	1391	46	75	0	1512
8. Ben Tate	2009	1254	105	139	0	1498
9. Kenny Irons	2005	1293	164	0	2	1459
10. Bo Jackson	1983	1213	73	163	0	1449

Scoring

Player	Year	TD	FG	PAT	Pts
1. Carnell Williams	2003	17	0	0	102
Stephen Davis	1995	17	0	0	102
Bo Jackson	1985	17	0	0	102
4. Joe Cribbs	1978	16	0	*1	98
5. John Vaughn	2006	0	20	34	94
Joe Cribbs	1979	15	0	*2	94
7. Wes Byrum	2009	0	14	49	91
8. John Vaughn	2004	0	12	51	87
9. Wes Byrum	2007	0	17	35	86
John Vaughn	2005	0	12	50	86
Scott Etheridge	1992	0	22	20	86

* - two-point conversions

Most Points Kicking

Player	Year	FG	PAT	Pts
1. John Vaughn	2006	20	34	94
2. Wes Byrum	2009	14	49	91
3. John Vaughn	2004	12	51	87
4. Wes Byrum	2007	17	35	86
John Vaughn	2005	12	50	86
Scott Etheridge	1992	22	20	86
7. Jaret Holmes	1996	13	43	82
Matt Hawkins	1995	13	42	81
Scott Etheridge	1993	12	45	81
10. Matt Hawkins	1994	13	40	79
Chris Knapp	1986	10	49	79

Field Goals Made

Player	Year	Pct	FGA	FGM
1. Scott Etheridge	1992	.786	28	22
2. John Vaughn	2006	.833	24	20
3. Wes Byrum	2007	.739	23	17
Jim Von Wyl	1990	.773	22	17
5. Damon Duval	2001	.615	26	16
Win Lyle	1989	.842	19	16
7. Jim Von Wyl	1991	.577	26	15
Win Lyle	1987	.789	19	15
Jorge Portela	1977	.682	22	15
10. Wes Byrum	2009	.933	15	14
Jaret Holmes	1997	.824	17	14
Damon Duval	2000	.778	18	14

Field Goal Percentage (Min. 10 made)

Player	Year	FGM	FGA	Pct
1. Wes Byrum	2009	14	15	.933
2. Matt Hawkins	1995	13	15	.867
3. Win Lyle	1989	16	19	.842
4. John Vaughn	2006	20	24	.833
Gardner Jett	1970	10	12	.833
6. Jaret Holmes	1997	14	17	.824
7. John Vaughn	2004	12	15	.800
Scott Etheridge	1993	12	15	.800
9. Win Lyle	1987	15	19	.789
10. Scott Etheridge	1992	22	28	.786



Single Season Records Update



PATs Made

Player	Year	Pct	Att	Made
1. John Vaughn.....	2004	.981	52	51
2. John Vaughn.....	2005	1.000	50	50
3. Wes Byrum.....	2009	1.000	49	49
Chris Knapp.....	1986	1.000	49	49
5. Scott Etheridge.....	1993	1.000	45	45
6. Jaret Holmes.....	1996	.956	45	43
7. Matt Hawkins.....	1995	.933	45	42
8. Gardner Jett.....	1970	.932	44	41
9. Damon Duval.....	2002	1.000	40	40
Matt Hawkins.....	1994	.930	43	40

PATs Attempted

Player	Year	Made	Pct	Att
1. John Vaughn.....	2004	51	.981	52
2. John Vaughn.....	2005	50	1.000	50
3. Wes Byrum.....	2009	49	1.000	49
Chris Knapp.....	1986	49	1.000	49
5. John Riley.....	1969	39	.848	46
6. Jaret Holmes.....	1996	43	.956	45
Matt Hawkins.....	1995	42	.933	45
Scott Etheridge.....	1993	45	1.000	45
9. Gardner Jett.....	1970	41	.932	44
10. Matt Hawkins.....	1994	40	.930	43

PAT Percentage (Min. 25 made)

Player	Year	Made	Att	Pct
1. John Vaughn.....	2005	50	50	1.000
Wes Byrum.....	2009	49	49	1.000
Chris Knapp.....	1986	49	49	1.000
Scott Etheridge.....	1993	45	45	1.000
Damon Duval.....	2002	40	40	1.000
Al Del Greco.....	1983	36	36	1.000
John Vaughn.....	2006	34	34	1.000
Damon Duval.....	2000	34	34	1.000
Win Lyle.....	1987	32	32	1.000
Damon Duval.....	2001	28	28	1.000
John Vaughn.....	2003	27	27	1.000
Jim Von Wyl.....	1990	27	27	1.000
Win Lyle.....	1989	27	27	1.000
Al Del Greco.....	1980	27	27	1.000
Chris Johnson.....	1985	25	25	1.000

Total Offense

Player	Season	Plays	Rush	Pass	Total
1. Dameyune Craig.....	1997	499	0	3277	3277
2. Pat Sullivan.....	1970	333	270	2586	2856
3. Jason Campbell.....	2004	328	30	2700	2730
4. Patrick Nix.....	1995	379	64	2574	2638
5. Dameyune Craig.....	1996	433	207	2296	2503
6. Chris Todd.....	2009	337	-101	2377	2276
7. Jason Campbell.....	2003	366	-1	2267	2266
8. Patrick Nix.....	1994	340	59	2206	2265
9. Reggie Slack.....	1988	318	-17	2230	2213
10. Brandon Cox.....	2005	350	-125	2324	2199

Touchdowns Responsible For (Rush & Pass)

Player	Season	Rush	Pass	TD
1. Pat Sullivan.....	1970	9	17	26
2. Dameyune Craig.....	1996	8	16	24
3. Jason Campbell.....	2004	3	20	23
Pat Sullivan.....	1969	7	16	23
5. Dameyune Craig.....	1997	4	18	22
Pat Sullivan.....	1971	2	20	22
7. Chris Todd.....	2009	0	21	21
8. Patrick Nix.....	1994	6	13	19
9. Patrick Nix.....	1995	3	15	18
10. Carnell Williams.....	2003	17	0	17
Stan White.....	1993	4	13	17
Bo Jackson.....	1985	17	0	17
Stephen Davis.....	1995	17	0	17

Kickoff Return Average (Min. 10 Returns)

Player	Year	Ret	Yards	Avg
1. Demond Washington.....	2009	12	386	32.17
2. David Langner.....	1972	13	369	28.28
3. Rick Neel.....	1975	17	478	28.12
4. James Brooks.....	1979	21	577	27.48
5. Tristan Davis.....	2008	24	657	27.38
6. Tristan Davis.....	2006	28	756	27.00
7. Mike Fuller.....	1973	16	420	26.25
8. Markeith Cooper.....	1998	18	447	24.83
9. Onterio McCalebb.....	2009	11	272	24.73
10. Thomas Bailey.....	1991	24	591	24.63

Sacks (from 1981)

Player	Year	Sacks	Total Yds.
1. Gary Walker.....	1994	11.0	69
Kevin Greene.....	1984	11.0	64
Craig Olgetree.....	1989	11.0	62
4. Gerald Robinson.....	1985	10.0	71
Mike Pelton.....	1994	10.0	61
6. Quentin Groves.....	2006	9.5	62
Reggie Torbor.....	2003	9.5	64
8. Antonio Coleman.....	2009	9.0	53
Donnie Humphrey.....	1981	9.0	60
10. Antonio Coleman.....	2007	8.5	54
Leonardo Carson.....	1998	8.5	52



Team Single Season Records Update



Total Points

1. 438 (1995)
2. 420 (2004)
3. 398 (1996)
4. **395 (2009)**
395 (1986)
6. 390 (1970)
7. 388 (2002)
8. 386 (2005)
9. 374 (2009)
10. 370 (1969)

Passing Yardage

1. 3282 (1997)
2. 3086 (2004)
3. 2891 (1995)
4. 2885 (1970)
5. **2622 (2009)**
6. 2589 (2005)
7. 2574 (1996)
8. 2499 (2003)
9. 2493 (1999)
10. 2462 (1990)

Pass Attempts

1. 406 (1997)
2. 375 (1995)
3. 364 (1990)
4. 356 (2007)
5. 354 (2000)
6. 348 (1996)
7. 346 (1999)
8. 341 (2008)
9. 339 (2005)
10. **331 (2009)**

Pass Completions

1. 233 (1995)
2. 217 (1997)
3. 211 (2004)
4. 208 (2000)
5. 204 (2007)
6. 202 (1999)
202 (2003)
8. **198 (2009)**
9. 197 (1987)
10. 196 (1990)

Pass Completion Pct.

1. 68.5 (2004)
2. 65.4 (1987)
3. 62.5 (2003)
4. 62.1 (1995)
5. 60.6 (2006)
6. 60.4 (1993)
7. 60.3 (1988)
8. **59.8 (2009)**
9. 58.8 (2000)
10. 58.7 (2001)

Passing Touchdowns

1. 25 (2004)
2. **24 (2009)**
24 (1971)
4. 19 (2005)
19 (1996)
19 (1995)
19 (1999)
8. 18 (2002)
18 (1997)
18 (1969)

Total Offensive Plays

1. 911 (1984)
2. 899 (2007)
3. 864 (2003)
4. 862 (2002)
5. 861 (2004)
6. **842 (2009)**
7. 820 (2005)
8. 816 (2000)
9. 810 (2008)
10. 808 (1985)

Total Offensive Yards

1. 5469 (2004)
2. **5188 (2009)**
3. 5049 (1995)
4. 5038 (2002)
5. 4923 (1984)
6. 4918 (2005)
7. 4891 (2003)
8. 4850 (1970)
9. 4777 (1988)
10. 4620 (1993)

Total Offense/Game

1. 485.0 (1970)
2. 459.0 (1995)
3. 434.3 (1988)
4. **432.3 (2009)**
5. 423.3 (1969)
6. 420.7 (2004)
7. 420.0 (1993)
8. 417.6 (1985)
9. 416.4 (1986)
10. 410.8 (1994)

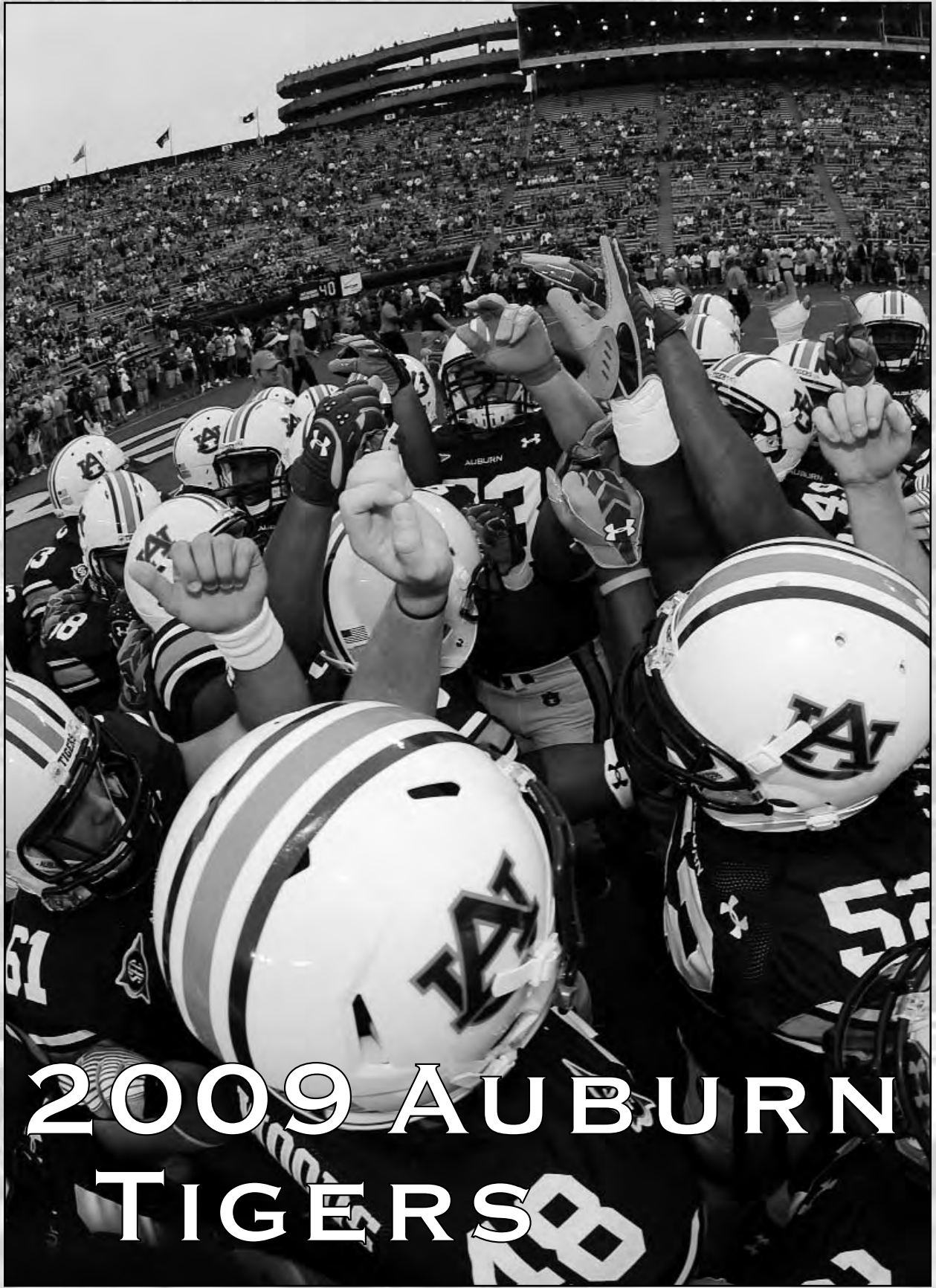
First Downs

1. 271 (2004)
2. 257 (2005)
3. 256 (1995)
4. **248 (2009)**
248 (2002)
248 (1993)
7. 246 (2007)
246 (2003)
9. 244 (1984)
10. 238 (1985)

Passing First Downs

1. 135 (1995)
2. 129 (1997)
3. 124 (2004)
4. 122 (2005)
5. 111 (1990)
6. 110 (1970)
7. 109 (1999)
8. 108 (2003)
108 (1971)
10. **107 (2009)**
107 (2007)





2009 AUBURN TIGERS



Numerical Roster



No	Name	Pos.	Ht.	Wt.	Yr.	Hometown	No	Name	Pos.	Ht.	Wt.	Yr.	Hometown
2	Aairon Savage	DB	5-11	173	Sr.	Albany, GA	50	Ryan Pugh	OL	6-4	289	Jr.	Hoover, AL
3	DeAngelo Benton	WR	6-2	192	Fr.	Bastrop, LA	51	Watson Downs	LB	6-0	219	RFr.	Dothan, AL
4	Zac Etheridge	S	6-0	212	Jr.	Troy, AL	52	Antonio Coleman	DE	6-3	261	Sr.	Mobile, AL
5	Tommy Trott	TE	6-5	243	Sr.	Montgomery, AL	53	Bart Eddins	OL	6-4	297	Jr.	Montgomery, AL
6	Walter McFadden	DB	6-0	175	Sr.	Pompano Beach, FL	55	Vance Smith	OL	6-2	281	So.	Pace, FL
8	Anthony Gully	WR	5-9	176	Fr.	Brantley, AL	56	Ashton Richardson	LB	6-0	190	So.	New Orleans, LA
9	Quindarius Carr	WR	6-1	181	So.	Huntsville, AL	57	Byron Isom	OL	6-3	291	Jr.	Jonesboro, GA
11	Mike Slade	DB	6-3	192	So.	Tallahassee, FL	58	Harris Gaston	LB	6-1	219	Fr.	Bessemer, AL
12	Chris Todd	QB	6-4	210	Sr.	Elizabethtown, KY	59	Patrick Butler	LB	6-0	218	Jr.	Columbus, GA
14	Demond Washington	DB	5-9	185	Jr.	Tallassee, AL	60	Joe Jones	DL	5-11	323	Fr.	Gardendale, AL
14	Barrett Trotter	QB	6-2	203	RFr.	Birmingham, AL	61	Josh Harris	DS	6-1	220	So.	Carrollton, GA
15	Neiko Thorpe	DB	6-2	176	So.	Tucker, GA	61	Gabe Fedota	DL	6-3	216	So.	Atlanta, GA
15	Clint Moseley	QB	6-3	197	Fr.	Leroy, AL	62	Kevin Carroll	OL	6-1	263	Jr.	Lassiter, GA
16	Ikeem Means	DB	6-0	195	Fr.	Wetumpka, AL	63	Blake Burgess	OL	6-2	247	Fr.	Vestavia Hills, AL
16	Robert Cooper	TE	6-4	220	Fr.	Mobile, AL	65	Jake Lembke	DS	6-0	237	Fr.	New Lenox, IL
17	Josh Bynes	LB	6-2	239	Jr.	Lauderdale Lakes, FL	66	Mike Berry	OL	6-3	311	Jr.	Antioch, TN
18	Kodi Burns	WR	6-2	208	Jr.	Fort Smith, AR	67	George Kasper	OL	5-11	220	Fr.	Atlanta, GA
18	Weis Byrum	K	6-2	209	Jr.	Ft. Lauderdale, FL	68	Stephen Gibbons	OL	6-0	235	Sr.	Marietta, GA
19	Neil Caudle	QB	6-3	200	Jr.	Hoover, AL	70	Andre Harris	OL	6-3	325	Fr.	Lovejoy, GA
20	Drew Cole	DB	5-11	182	So.	Picayune, MS	71	John Sullen	OL	6-6	326	Fr.	Auburn, AL
21	Eltoro Freeman	LB	5-11	219	So.	Alexander City, AL	72	Andrew Parmer	OL	5-10	266	RFr.	Dalton, GA
21	Ryan Shoemaker	P	6-0	184	Jr.	Birmingham, AL	73	Lee Ziemba	OL	6-8	308	Jr.	Rogers, AR
22	T'Sharvan Bell	DB	6-0	176	RFr.	Kissimmee, FL	74	Jamar Travis	DL	6-0	308	Fr.	Brewton, AL
23	Onterio McCalebb	RB	5-10	164	Fr.	Fort Meade, FL	75	Andrew McCain	OT	6-6	299	Sr.	Birmingham, AL
24	D'Antoine Hood	DB	5-10	187	So.	Phenix City, AL	76	Jorrell Bostrom	OL	6-3	353	Jr.	Nampa, ID
25	Daren Bates	DB	5-11	195	Fr.	Memphis, TN	77	A.J. Greene	OL	6-5	282	So.	Madison, TN
26	Mike McNeil	S	6-2	201	Jr.	Mobile, AL	78	Darrell Roseman	OL	6-4	289	Jr.	Dunedin, FL
27	Mario Fannin	RB	5-11	225	Jr.	Hampton, GA	79	Jared Cooper	OL	6-4	295	So.	Brewton, AL
28	Dontae Aycock	RB	5-10	221	Fr.	Tampa, FL	80	Emory Blake	WR	6-1	192	Fr.	Austin, TX
29	Chandler Brooks	K	6-0	174	So.	Huntsville, AL	81	Terrell Zachery	WR	6-1	203	Jr.	Wadley, AL
29	Blake Poole	DB	6-0	184	Fr.	Buchanan, GA	82	Jay Wisner	WR	6-2	194	Jr.	Bozeman, MT
29	Xavier Brown	WR	6-2	203	Fr.	Lawrenceville, GA	83	Gabe McKenzie	DE	6-5	252	Sr.	Mobile, AL
30	John Douglas	RB	6-2	241	So.	Augusta, GA	85	Travante Stallworth	WR	5-9	183	Fr.	Leesville, LA
30	Dorian Rhodes	DB	5-11	178	Fr.	Birmingham, AL	86	John Cubelic	WR	6-0	207	Sr.	Birmingham, AL
31	Adam Herring	LB	6-1	216	So.	Springdale, AR	87	Derek Winter	WR	6-0	200	So.	Tampa, FL
32	Eric Smith	RB	5-10	237	So.	Seffner, FL	89	Darvin Adams	WR	6-3	185	So.	Kennesaw, GA
33	Gabe Barrett	DB	5-10	177	Jr.	Alexander City, AL	90	Nick Fairley	DL	6-5	293	So.	Mobile, AL
33	Woody Parramore	DB	5-8	167	Sr.	Montgomery, AL	91	Jake Ricks	DL	6-4	292	Sr.	Muscle Shoals, AL
35	Jonathan Evans	LB	5-11	207	Fr.	Prichard, AL	93	Mike Blanc	DL	6-4	288	Jr.	Pompano Beach, FL
35	Jacob Kerby	FB	6-1	215	Fr.	Demopolis, AL	94	Nosa Eguae	DL	6-2	244	Fr.	Mansfield, TX
36	Wade Christopher	LB	6-1	215	So.	Vestavia Hills, AL	95	Dee Ford	DE	6-4	214	Fr.	Odenville, AL
36	Chase Erickson	LB	6-0	203	Fr.	Cold Spring Harbor, NY	96	Clayton Crofoot	H	6-6	191	Sr.	Orlando, FL
37	Morgan Hull	K	6-3	199	Jr.	Decatur, AL	96	Chris Humphries	DE	6-2	225	RFr.	Somerville, AL
37	Tyler Mickens	DB	5-10	174	Fr.	Jonesboro, GA	97	Clinton Durst	P	6-1	191	Sr.	Destin, FL
37	Nathan Taylor	WR	5-10	173	So.	Fredericksburg, VA	97	Derrick Lykes	DL	6-2	284	RFr.	Clanton, AL
38	Jason King	FB	6-0	222	Jr.	Newnan, GA	98	Zach Clayton	DL	6-3	281	Jr.	Opelika, AL
39	Spencer Pybus	LB	6-0	215	So.	Dothan, AL	99	Blake Shaffer	LB	5-11	210	Fr.	Alexander City, AL
39	Ralph Spry	WR	5-10	166	Jr.	Auburn, AL							
40	Robert Hill	DE	6-1	230	So.	Corner, AL							
40	Trevor Barden	WR	6-4	172	RFr.	Canton, GA							
41	Rodney Cofield	DB	5-7	167	Fr.	Atlanta, GA							
42	Philip Pierre-Louis	WR	5-8	157	RFr.	Ft. Lauderdale, FL							
43	Philip Lutzenkirchen	TE	6-4	262	Fr.	Marietta, GA							
44	Ben Tate	RB	5-11	218	Sr.	Salisbury, MD							
45	Antoine Carter	DE	6-4	263	Jr.	Ft. Lauderdale, FL							
48	Davis Hooper	RB	6-0	201	So.	Montgomery, AL							
46	Craig Stevens	LB	6-3	223	Jr.	Tallahassee, FL							
47	Joey Caldwell	LB	6-1	222	RFr.	Five Points, AL							
48	Bailey Woods	TE	6-5	237	So.	Marietta, GA							
49	Michael Goggans	DE	6-3	264	Jr.	Alexander City, AL							



Alphabetical Roster



No	Name	Pos.	Ht.	Wt.	Yr.	Hometown
89	Darvin Adams	WR	6-3	185	So.	Canton, MS
28	Dontae Aycock	RB	5-10	221	Fr.	Tampa, FL
40	Trevor Barden	WR	6-4	183	RFr.	Canton, GA
33	Gabe Barrett	DB	5-10	177	Jr.	Alexander City, AL
25	Daren Bates	DB	5-11	195	Fr.	Memphis, TN
22	T'Sharvan Bell	DB	6-0	176	RFr.	Kissimmee, FL
3	DeAngelo Benton	WR	6-2	192	Fr.	Bastrop, LA
66	Mike Berry	OL	6-3	311	Jr.	Antioch, TN
80	Emory Blake	WR	6-1	192	Fr.	Austin, TX
93	Mike Blanc	DL	6-4	288	Jr.	Pompano Beach, FL
76	Jorrell Bostrom	OL	6-3	353	Jr.	Nampa, ID
29	Chandler Brooks	K	6-0	174	So.	Huntsville, AL
29	Xavier Brown	WR	6-2	203	Fr.	Lawrenceville, GA
63	Blake Burgess	OL	6-2	247	Fr.	Vestavia Hills, AL
18	Kodi Burns	WR	6-2	208	Jr.	Fort Smith, AR
59	Patrick Butler	LB	6-0	218	Jr.	Columbus, GA
17	Josh Bynes	LB	6-2	239	Jr.	Lauderdale Lakes, FL
18	Wes Byrum	K	6-2	209	Jr.	Ft. Lauderdale, FL
47	Joey Caldwell	LB	6-1	222	RFr.	Five Points, AL
9	Quindarius Carr	WR	6-1	181	So.	Huntsville, AL
62	Kevin Carroll	OL	6-1	263	Jr.	Lassiter, GA
45	Antoine Carter	DE	6-4	263	Jr.	Ft. Lauderdale, FL
19	Neil Caudle	QB	6-3	200	Jr.	Hoover, AL
36	Wade Christopher	LB	6-1	215	So.	Vestavia Hills, AL
98	Zach Clayton	DL	6-3	281	Jr.	Opelika, AL
41	Rodney Cofield	DB	5-7	167	Fr.	Atlanta, GA
20	Drew Cole	DB	5-11	182	So.	Picayune, MS
52	Antonio Coleman	DE	6-3	261	Sr.	Mobile, AL
79	Jared Cooper	OL	6-4	295	So.	Brewton, AL
16	Robert Cooper	TE	6-4	220	Fr.	Mobile, AL
96	Clayton Crofoot	H	6-6	191	Sr.	Orlando, FL
86	John Cubelic	WR	6-0	207	Sr.	Birmingham, AL
30	John Douglas	RB	6-2	241	So.	Augusta, GA
51	Watson Downs	LB	6-0	219	RFr.	Dothan, AL
97	Clinton Durst	P	6-1	191	Sr.	Destin, FL
53	Bart Eddins	OL	6-4	297	Jr.	Montgomery, AL
94	Nosa Eguae	DL	6-2	244	Fr.	Mansfield, TX
36	Chase Erickson	LB	6-0	203	Fr.	Cold Spring Harbor, NY
4	Zac Etheridge	S	6-0	212	Jr.	Troy, AL
35	Jonathan Evans	LB	5-11	207	Fr.	Prichard, AL
90	Nick Fairley	DL	6-5	293	So.	Mobile, AL
27	Mario Fannin	RB	5-11	225	Jr.	Hampton, GA
61	Gabe Fedota	DL	6-3	216	So.	Atlanta, GA
95	Dee Ford	DE	6-4	214	Fr.	Odenville, AL
21	Eltoro Freeman	LB	5-11	219	So.	Alexander City, AL
58	Harris Gaston	LB	6-1	219	Fr.	Bessemer, AL
68	Stephen Gibbons	OL	6-0	255	Sr.	Marietta, GA
49	Michael Goggans	DE	6-3	264	Jr.	Alexander City, AL
77	A.J. Greene	OL	6-5	282	So.	Madison, TN
8	Anthony Gulley	WR	5-9	176	Fr.	Brantley, AL
70	Andre Harris	OL	6-3	325	Fr.	Lovejoy, GA
61	Josh Harris	DS	6-1	220	So.	Carrollton, GA
31	Adam Herring	LB	6-1	216	So.	Springdale, AR
40	Robert Hill	DE	6-1	230	So.	Corner, AL
42	D'Antoine Hood	DB	5-10	187	So.	Phenix City, AL
48	Davis Hooper	RB	6-0	201	So.	Montgomery, AL
37	Morgan Hull	K	6-3	199	Jr.	Decatur, AL
96	Chris Humphries	DE	6-2	225	RFr.	Somerville, AL
57	Byron Isom	OL	6-3	291	Jr.	Jonesboro, GA
60	Joe Jones	DL	5-11	323	Fr.	Gardendale, AL

No	Name	Pos.	Ht.	Wt.	Yr.	Hometown
67	George Kasper	OL	5-11	220	Fr.	Atlanta, GA
35	Jacob Kerby	FB	6-1	215	Fr.	Demopolis, AL
38	Jason King	FB	6-0	222	Jr.	Newnan, GA
65	Jake Lembke	DS	6-0	237	Fr.	New Lenox, IL
43	Philip Lutzenkirchen	TE	6-4	262	Fr.	Marietta, GA
97	Derrick Lykes	DL	6-2	284	RFr.	Clanton, AL
75	Andrew McCain	OT	6-6	299	Sr.	Birmingham, AL
23	Onterio McCalebb	RB	5-10	164	Fr.	Fort Meade, FL
6	Walter McFadden	DB	6-0	175	Sr.	Pompano Beach, FL
83	Gabe McKenzie	DE	6-5	252	Sr.	Mobile, AL
26	Mike McNeil	S	6-2	201	Jr.	Mobile, AL
16	Ikeem Means	DB	6-0	195	Fr.	Wetumpka, AL
37	Tyler Mickens	DB	5-10	174	Fr.	Jonesboro, GA
15	Clint Moseley	QB	6-3	197	Fr.	Leroy, AL
72	Andrew Parmer	OL	5-10	266	RFr.	Dalton, GA
33	Woody Parramore	DB	5-8	167	Sr.	Montgomery, AL
42	Philip Pierre-Louis	WR	5-8	157	RFr.	Ft. Lauderdale, FL
29	Blake Poole	DB	6-0	184	Fr.	Buchanan, GA
50	Ryan Pugh	OL	6-4	289	Jr.	Hoover, AL
39	Spencer Pybus	LB	6-0	215	So.	Dothan, AL
30	Dorian Rhodes	DB	5-11	178	Fr.	Birmingham, AL
56	Ashton Richardson	LB	6-0	190	So.	New Orleans, LA
91	Jake Ricks	DL	6-4	292	Sr.	Muscle Shoals, AL
78	Darrell Roseman	OL	6-4	289	Jr.	Dunedin, FL
2	Aairon Savage	DB	5-11	173	Sr.	Albany, GA
99	Blake Shaffer	LB	5-11	210	Fr.	Alexander City, AL
21	Ryan Shoemaker	P	6-0	184	Jr.	Birmingham, AL
11	Mike Slade	DB	6-3	192	So.	Tallahassee, FL
32	Eric Smith	RB	5-10	237	So.	Seffner, FL
55	Vance Smith	OL	6-2	281	So.	Pace, FL
39	Ralph Spry	WR	5-10	166	Jr.	Auburn, AL
85	Travante Stallworth	WR	5-9	183	Fr.	Leesville, LA
46	Craig Stevens	LB	6-3	223	Jr.	Tallahassee, FL
71	John Sullen	OL	6-6	326	Fr.	Auburn, AL
44	Ben Tate	RB	5-11	218	Sr.	Salisbury, MD
37	Nathan Taylor	WR	5-10	173	So.	Fredericksburg, VA
15	Neiko Thorpe	DB	6-2	176	So.	Tucker, GA
12	Chris Todd	QB	6-4	210	Sr.	Elizabethtown, KY
74	Jamar Travis	DL	6-0	308	Fr.	Brewton, AL
5	Tommy Trotter	TE	6-5	243	Sr.	Montgomery, AL
14	Barrett Trotter	QB	6-2	203	RFr.	Birmingham, AL
14	Demond Washington	DB	5-9	185	Jr.	Tallahassee, AL
87	Derek Winter	WR	6-0	200	So.	Tampa, FL
82	Jay Wisner	WR	6-2	194	Jr.	Bozeman, MT
48	Bailey Woods	TE	6-5	237	So.	Marietta, GA
81	Terrell Zachery	WR	6-1	203	Jr.	Wadley, AL
73	Lee Ziemba	OL	6-8	308	Jr.	Rogers, AR



Depth Chart



Pronunciation Guide

2	Aairon Savage AIR-un	DB
15	Neiko Thorpe NEE-ko	DB
19	Neil Caudle CAW-dull	QB
23	Onterio McCalebb Mik-KAY-lub	RB
25	D'Antoine Hood duh-AN-twon	DB
42	Philip Pierre-Louis pee-AIR LOO-iss	WR
43	Philip Lutzenkirchen LUTZ-en-kirk-en	TE
49	Michael Goggans GAH-guns	DE
50	Ryan Pugh PYEW	OL
57	Byron Isom buh-RON EYE-some	DL
73	Lee Ziemba ZIM-bah	OL
81	Terrell Zachery ter-ELL	WR
82	Jay Wisner WIZ-ner	WR
85	Quindarius Carr quin-DARE-ee-us	WR
86	John Cubelic CUBE-eh-lick	WR
93	Mike Blanc BLAHNK	DL
94	Nosa Egaue NO-suh EE-gway	DL

Offense

QB	12	Chris Todd (6-4, 210, Sr.)
	19	Neil Caudle (6-3, 200, Jr.)
TB	44	Ben Tate (5-11, 218, Sr.)
	23	Onterio McCalebb (5-10, 164, Fr.)
	32	Eric Smith (5-10, 237, So.)
FB	27	Mario Fannin (5-11, 225, Jr.)
	30	John Douglas (6-2, 241, So.)
TE	5	Tommy Trott (6-5, 243, Sr.)
	43	Philip Lutzenkirchen (6-4, 262, Fr.)
	82	Jay Wisner (6-2, 194, Jr.)
WR	81	Terrell Zachery (6-1, 203, Jr.)
	18	Kodi Burns (6-2, 208, Jr.)
	80	Emory Blake (6-1, 192, Fr.)
WR	89	Darvin Adams (6-3, 185, So.)
	3	DeAngelo Benton (6-2, 192, Fr.)
LT	73	Lee Ziemba (6-8, 308, Jr.)
	79	Jared Cooper (6-4, 295, So.)
LG	66	Mike Berry (6-3, 311, Jr.)
	71	John Sullen (6-6, 326, Fr.)
C	50	Ryan Pugh (6-4, 289, Jr.)
	53	Bart Eddins (6-4, 297, Jr.)
RG	57	Byron Isom (6-3, 291, Jr.)
	76	Jorell Bostrom (6-3, 353, Jr.)
RT	75	Andrew McCain (6-6, 299, Sr.)
	55	Vance Smith (6-2, 281, So.)
PK	18	Wes Byrum (6-2, 209, Jr.)
	37	Morgan Hull (6-3, 199, Jr.)
P	97	Clinton Durst (6-1, 191, Sr.)
	21	Ryan Shoemaker (6-0, 184, Jr.)
DS	61	Josh Harris (6-1, 220, So.)
	48	Bailey Woods (6-5, 237, So.)
H	96	Clayton Crofoot (6-6, 191, Sr.)
	19	Neil Caudle (6-3, 200, Jr.)

Defense

LE	52	Antonio Coleman (6-3, 261, Sr.)
	95	Dee Ford (6-4, 214, Fr.) --OR--
	83	Gabe McKenzie (6-5, 252, Sr.)
LT	93	Mike Blanc (6-4, 288, Jr.)
	90	Nick Fairley (6-5, 293, So.)
RT	91	Jake Ricks (6-4, 292, Sr.)
	97	Derrick Lykes (6-2, 284, RFr.)
RE	45	Antoine Carter (6-4, 263, Jr.)
	49	Michael Goggans (6-3, 264, Jr.)
LLB	46	Craig Stevens (6-3, 223, Jr.)
	35	Jonathan Evans (5-11, 207, Fr.)
MLB	17	Josh Bynes (6-2, 239, Jr.)
	31	Adam Herring (6-1, 216, So.)
RLB	21	Eltoro Freeman (5-11, 219, So.)
	31	Adam Herring (6-1, 216, So.)
	36	Wade Christopher (6-1, 215, So.)
LC	6	Walter McFadden (6-0, 175, Sr.)
	14	Demond Washington (5-9, 185, Jr.)
S	25	Daren Bates (5-11, 195, Fr.)
	22	T'Sharvan Bell (6-0, 176, RFr.)
S	14	Demond Washington (5-9, 185, Jr.)
	11	Mike Slade (6-3, 192, So.)
RC	15	Neiko Thorpe (6-2, 176, So.)
	24	D'Antoine Hood (5-10, 187, So.)

Special Teams

PR	8	Anthony Gulley (5-9, 176, Fr.) --OR--
	27	Mario Fannin (5-11, 225, Jr.)
KOR	81	Terrell Zachery (6-1, 203, Jr.) &
	23	Onterio McCalebb (5-10, 164, Fr.)
	15	Neiko Thorpe (6-2, 176, So.) &
	27	Mario Fannin (5-11, 225, So.)



DARVIN ADAMS #89
WR
6-3 • 185 • So. • 1L
Kennesaw, Ga. (Harrison)
Education

2009 — 4th in SEC/49th NCAA in receiving yards per game, 71.2 pg ... 5th in SEC in receptions per game, 4.0 pg ... Ranks 59th in NCAA in total receiving yards, 717 ... 9th in SEC in scoring (TDs), 5.0 ppg ... Phil Steele's First-Team Midseason All-SEC ... Appeared in 12 games with eight starts ... Had first career start in season opener vs. Louisiana Tech, catching four passes for 65 yards including first career TD grab ... TD came on 17-yard pass from Chris Todd ... Set career high with 116 receiving yards and five catches in victory over Mississippi State ... Accounted for 58 percent of total receiving yardage (116 of 199) vs. Mississippi State ... Became first AU player to have at least three TD receptions in a game in 20 years (Alexander Wright vs. Pacific, 1989) with performance vs. West Virginia ... Set career-high with six catches, three for TDs, for 80 yards vs. Mountaineers ... Against Ball State, finished with five catches for 73 yards including a 26-yard TD catch ... Caught a pair of passes for 29 yards in victory over Tennessee ... Has at least two catches in every game this season ... Made three catches for 24 yards against Arkansas ... Against Kentucky, had three grabs for 57 yards, including a long catch of 37 yards ... Played, but did not have a catch against LSU ... Against Ole Miss, caught a 28-yard TD pass to give Tigers a 10-7 second-quarter lead they would never relinquish in victory over Rebels ... Finished with team-high four catches vs. Ole Miss for 68 yards ... Tied career-high of three TDs and six catches going for game-best 115 yards in one half of play against Furman ... Missed tying career high in yardage (116) by a single yard ... Against Georgia, tied career high with six catches going for a game-high 90 yards ... Against Alabama, led all receivers with a career-high 138 yards on four catches ... Had a 72-yard TD catch and run to give AU 21-14 lead in third quarter ... The 72-yard TD was longest of career and the second longest by AU player vs. Alabama in series history ... Has 20 catches in last four games ... Has at least three catches in nine of 11 games this season ... Has 10 TD catches which is third best in a single-season in AU history.

2008 — Played in 10 games at wide receiver and special teams ... Caught three passes for 18 yards on the season ... All three catches came against UT-Martin ... Had four special teams tackles.

HIGH SCHOOL — High School Coach: Bruce Cobleigh ... Had 66 catches for 867 yards and 11 touchdowns as a senior ... Also collected 106 tackles and two interceptions during senior season ... Honorable Mention Class AAAAA All-State team as a senior ... Selected to play in Cobb County All-Star Senior Bowl ... Threw for 974 yards and 15 touchdowns as a junior while also rushing for five scores, and had over 40 receptions as a sophomore ... Also had 52 tackles and six interceptions as a junior ... Ranked No. 48 nationally at wide receiver by Rivals.com ... Also ranked as the No. 23 prospect in Georgia by Rivals.com ... Ranked No. 116 among wide receivers by Scout.com ... The No. 44-ranked prospect from Georgia by SuperPrep ... Named to PrepStar's All-Southeast Region team.

PERSONAL — Born Jan. 5, 1990 ... Son of Vincent and Tonya Adams and Darlene and Terry White ... Major: Education.

ADAMS' CAREER RECEIVING STATS

YEAR	G/GS	NO	YDS	AVG	TD	LPI/OPPONENT
2008	10/0	3	18	6.0	0	9/UT Martin
2009	12/8	48	855	17.8	10	72/Alabama
TOTALS	22/8	51	873	17.1	10	72/Alabama

ADAMS' CAREER GAME HIGH STATS

	No.	Opponent	Date
Receptions	6	3x (last vs. Georgia)	11/14/09
Rec. Yards	138	Alabama	11/27/09
Rec. TDs	3	2x (last vs. Furman)	11/7/09

ADAMS' GAME-BY-GAME RECEIVING STATS

DATE	OPPONENT	REC	YDS	AVG	TD	TD REC
9/5/09	* LOUISIANA TECH	4	65	16.3	1	17
9/12/09	* MISSISSIPPI STATE	5	116	23.2	0	--
9/19/09	WEST VIRGINIA	6	80	13.3	3	16, 4, 17
9/26/09	* BALL STATE	5	73	14.6	1	26
10/3/09	at Tennessee	2	29	14.5	0	--
10/10/09	* at Arkansas	3	24	8.0	0	--
10/17/09	KENTUCKY	3	57	19.0	0	--
10/24/09	* at LSU	0	0	0.0	0	--
10/31/09	* OLE MISS	4	68	17.0	1	28
11/7/09	FURMAN	6	115	19.1	3	6, 23, 41
11/14/09	* at Georgia	6	90	15.0	0	--
11/27/09	* ALABAMA	4	138	34.5	1	72



DONTAE AYCOCK #28
RB
5-10 • 221 • Fr. • HS
Tampa, Fla. (Chamberlain)
Undecided

2009 — Did not play.

HIGH SCHOOL — High School Coach: Billy Turner ... Rushed for 1,406 yards and 28 scores and completed 77-of-152 passes for 1,491 yards and 17 touchdowns as a senior ... Received the Guy Toph Award as Hillsborough County's top football player ... Led his team to an 11-2 record, a district championship and a Class 5A region finals appearance while leading the county in rushing yards and scoring ... Named to the Class 5A All-State first team and the All-Hillsborough County first team by the St. Petersburg Times and the Tampa Tribune ... Rushed for 1,110 yards and 22 touchdowns while passing for 950 yards and five scores as a junior ... Class 5A all-state honorable mention in 2007 ... Finished his career with 57 rushing touchdowns, a Hillsborough County record, and 6,000 total yards ... Named to the Atlanta Journal-Constitution Super Southern 100 ... Listed 165th on the Rivals.com Rivals250, and ranks 16th nationally among running backs and 32nd on the Florida Postseason Top 100 by Rivals.com ... Ranked as the nation's No. 45 running back by Scout.com ... Listed as the nation's No. 76 athlete by ESPN.com/Scouts, Inc. ... Named a Florida Super 75 recruit by the Times-Union ... The No. 42-ranked prospect from Florida by SuperPrep ... Named a PrepStar All-American.

PERSONAL — Born Oct. 15, 1991 ... Brother, Dwight Smith, is a safety for the Detroit Lions and has played eight seasons in the NFL with Tampa Bay, New Orleans, Minnesota and Detroit.



DAREN BATES #25
DB
5-11 • 195 • Fr. • HS
Olive Branch, Miss. (Olive Branch)
Undecided

2009 — Ranks 44th in SEC in tackles per game, 5.2tpg ... Started all 12 games ... Started at safety in season opener vs. Louisiana Tech ... Recorded AU's only interception of the game, making a leaping grab at the AU 2-yard line to halt a Tech scoring threat ... Had three assisted tackles and two QB hurries in SEC opener vs. Mississippi State ... Totaled four solo tackles vs. West Virginia ... Led Tigers with seven tackles vs. Ball State ... Also registered half a sack (minus 12 yards) and 1.5 TFLs (minus 14 yards) vs. Ball State ... Tied career high with seven tackles against Tennessee ... Six of his seven stops vs. the Vols were solo ... Had six tackles, with five solo, against Arkansas ... Against Kentucky, Set season-high with eight



The Players



tackles with six solo stops ... Had a QB hurry to go with four assisted tackles vs. LSU ... Against Ole Miss, tied for team lead with nine tackles ... Also recovered a fumble and broke up one pass vs. Rebels ... In limited action vs. Furman, totaled two tackles, both solo ... Finished with three tackles vs. Georgia ... Finished with seven tackles, five solo, including a TFL (minus 5 yards) vs. Alabama.

HIGH SCHOOL — High School Coach: Scott Samsel ... Collected 90 tackles and four interceptions and had nearly 900 yards of total offense as a senior ... Named to the MHSAA All-Region 1 Class 5A team ... Selected for the Commercial Appeal Shelby Metro All-Suburban team ... Named the BankPlus Player of the Week by the DeSoto Times following a 49-22 victory over Horn Lake in which he had 107 total yards and three touchdowns, 10 tackles and an interception.

PERSONAL — Born Nov. 27, 1990 ... Son of Michael and Weslynn Bates.

BATES' CAREER DEFENSIVE STATS

YEAR	G/GS	TT	UT	AT	TFL-YDS	QBS-YDS	FF/FR	PD	I/YDS
2009	12/12	63	40	23	2.5-19	0.5-12	0/1	3	1/0

BATES' GAME-BY-GAME DEFENSIVE STATS

DATE	OPPONENT	TT	UT	AT	PD	INT-YDS
9/5/09	* LOUISIANA TECH	3	1	2	1	1-0
9/12/09	* MISSISSIPPI STATE	3	0	3	0	0-0
9/19/09	* WEST VIRGINIA	4	4	0	0	0-0
9/26/09	* BALL STATE	7	5	2	1	0-0
10/3/09	* at Tennessee	7	6	1	0	0-0
10/10/09	* at Arkansas	6	5	1	0	0-0
10/17/09	* KENTUCKY	8	6	2	0	0-0
10/24/09	* at LSU	4	0	4	0	0-0
10/31/09	* OLE MISS	9	5	4	1	0-0
11/7/09	* FURMAN	2	2	0	0	0-0
11/14/09	* at Georgia	3	1	2	0	0-0
11/27/09	* ALABAMA	7	5	2	0	0-0



T'SHARVAN #DB

BELL 22

6-0 • 176 • RFr. • RS
Kissimmee, Fla. (Osceola)
Liberal Arts

2009 — Appeared in 12 games ... Recorded one solo tackle in season opener vs. Louisiana Tech ... Recorded first career INT vs. Mississippi State ... Had one solo stop vs. West Virginia ... Notched first TFL (0.5) vs. Arkansas for minus 2 yards ... Also had season best two tackles vs. Razorbacks ... Matched season best with two tackles vs. Georgia.

2008 — Redshirted.

HIGH SCHOOL — High School Coach: Jeff Rolson ... Passed for 930 yards and 10 touchdowns as a senior ... Carried 47 times for 606 yards (12.9 average) and seven touchdowns ... Recorded 17 total touchdowns along with seven interceptions defensively, including two for touchdowns ... Class 5A first team all-state, all-Central Florida and all-Osceola County selection as a senior ... Orlando Touchdown Club Offensive Player of the Week (Nov. 12) ... As a junior, scored eight times on offense and had eight interceptions on defense ... Ranked No. 26 nationally among safeties by Scout.com ... Ranked No. 30 nationally among athletes by Rivals.com ... The No. 31-ranked defensive back nationally and the No. 23-ranked prospect from Florida in the *SuperPrep* Florida 111 ... Ranked as the No. 24 prospect in the state of Florida by the *Orlando Sentinel*.


PERSONAL — Born Sept. 22, 1989 ... Son of Bertia Williams and Earl Bell ... Major: Liberal Arts.

BELL'S CAREER DEFENSIVE STATS

YEAR	G/GS	TT	UT	AT	TFL-YDS	QBS-YDS	FF/FR	PD	I/YDS
2009	12/0	9	7	2	0.5-2	0.0-0	0/0	1	1-0

BELL'S GAME-BY-GAME DEFENSIVE STATS

DATE	OPPONENT	TT	UT	AT	PD	INT-YDS
9/5/09	LOUISIANA TECH	1	1	0	0	0-0
9/12/09	MISSISSIPPI STATE	1	1	0	1	1-0
9/19/09	WEST VIRGINIA	1	1	0	0	0-0
9/26/09	BALL STATE	1	1	0	0	0-0
10/3/09	at Tennessee	0	0	0	0	0-0
10/10/09	at Arkansas	2	1	1	0	0-0
10/17/09	KENTUCKY	0	0	0	0	0-0
10/24/09	at LSU	0	0	0	0	0-0
10/31/09	OLE MISS	0	0	0	0	0-0
11/7/09	FURMAN	0	0	0	0	0-0
11/14/09	at Georgia	2	2	0	0	0-0
11/27/09	ALABAMA	1	0	1	0	0-0



DEANGELO #3

BENTON WR

6-2 • 192 • Fr. • HS
Bastrop, La. (Bastrop)
Undecided

2009 — Appeared in 11 games ... Saw playing time, but did not record a catch in season opener vs. Louisiana Tech and SEC opener vs. Mississippi State ... Recorded first catch vs. Furman ... Totaled six grabs for 88 yards with a long catch of 26 yards vs. Furman.

HIGH SCHOOL — High School Coach: Brad Bradshaw ... Honored as the 2006 Class 4A MVP after hauling in 40 catches for 947 yards and 15 touchdowns in leading Bastrop to its second straight state title ... Averaged 23.6 yards per catch his senior season ... Named a high school All-American by Parade Magazine and SuperPrep in 2006 ... Caught 41 passes for 869 yards and 11 touchdowns as a junior in 2005 ... Earned 4A all-state honors as a junior ... Named to the Rivals.com Rivals100, Scout.com Hot 100 and ESPN.com 150 ... Ranked as the nation's seventh-best wide receiver by Rivals.com and Scout.com, and the third-best prospect from Louisiana by Rivals.com ... Member of the Baton Rouge Advocate Super Dozen, New Orleans Times Picayune's Blue-Chip List and Atlanta Journal-Constitution Super Southern 100 following senior season.

PERSONAL — Born Nov. 17, 1987.

BENTON'S CAREER RECEIVING STATS

YEAR	G/GS	NO	YDS	AVG	TD	LP/OPPONENT
2009	11/0	6	88	14.7	0	26/Furman

BENTON'S GAME-BY-GAME RECEIVING STATS

DATE	OPPONENT	REC	YDS	AVG	TD	TD REC
9/5/09	LOUISIANA TECH	0	0	0.0	0	--
9/12/09	MISSISSIPPI STATE	0	0	0.0	0	--
9/19/09	WEST VIRGINIA	0	0	0.0	0	--
9/26/09	BALL STATE	0	0	0.0	0	--
10/3/09	at Tennessee	0	0	0.0	0	--
10/10/09	at Arkansas	0	0	0.0	0	--
10/17/09	KENTUCKY	0	0	0.0	0	--
10/24/09	at LSU	0	0	0.0	0	--
10/31/09	OLE MISS	0	0	0.0	0	--
11/7/09	FURMAN	6	88	14.7	0	--
11/14/09	at Georgia	0	0	0.0	0	--
11/27/09	ALABAMA	0	0	0.0	0	--



MIKE BERRY #66
OL
6-3 • 311 • Jr. • 2L
Antioch, Tenn. (Brentwood Academy)
Public Administration

CAREER — Has 20 career starts and appeared in 30 games.
2009 — Started all 12 games ... Started guard in season opener vs. Louisiana Tech and helped Tigers roll up 301 yards rushing and did not allow a sack on 27 passing attempts ... Registered six knockdown blocks vs. Tech ... Against Mississippi State, did not allow a sack in 24 pass attempts ... Totaled 4.5 knockdown blocks vs. Mississippi State ... Played every snap vs. West Virginia and totaled three knockdown blocks ... Finished 2.5 knockdown blocks vs. Ball State ... Registered six knockdown blocks and did not allow a sack against Tennessee ... Against Arkansas, led offensive linemen with 10 knockdown blocks ... Had five knockdown blocks and helped Tigers rush for 220 yards vs. Kentucky ... Had one knockdown block vs. LSU ... Totaled 2.5 knockdown blocks vs. Ole Miss ... Totaled eight knockdown blocks in one half of play vs. Furman ... Has 48.5 knockdown blocks on the season and part of line that has allowed 18 sacks in 331 pass attempts.

2008 — Played in every game and started at RG in last five games of season ... His season-best overall grade was 90 percent vs. UT Martin ... Saw limited action against Louisiana-Monroe, grading at 86 percent overall on 19 snaps ... Graded at 83 percent overall on six offensive snaps against Arkansas ... Started first career game (right guard) vs. West Virginia ... Played 66 snaps vs. WVU, grading out at 85 percent overall ... Started at RG and posted the second best overall o-line grade at 89 percent on 71 snaps vs. Ole Miss ... Had five rodeo blocks and one cockroach block vs. Rebels ... Played 65 snaps in third start of season at RG vs. UT Martin ... Posted a 90 percent overall grade vs. Skyhawks with five rodeo, one cockroach and two pancake blocks ... Against Georgia, played 70 snaps and recorded an 84 percent overall grade with four rodeo and one pancake block.

2007 — Played in six games ... Made first career start in season opener at right guard ... Started in first three games ... In 72 plays, posted a 96 percent on assignments and 81 percent grade overall vs. Kansas State ... Played 72 snaps against South Florida, earning an overall grade of 81 percent, including 93 percent on assignments ... Action in 67 plays against Mississippi State, graded out at 98 percent on assignments and 79 percent overall ... Three snaps against New Mexico State ... Played 42 snaps vs. Tennessee Tech, grading out at 79 percent overall.

2006 — Redshirted.
HIGH SCHOOL — High School Coach: Carlton Flatt ... As a senior, did not allow a sack and had 85 pancake blocks ... Had 235 pancakes during his four-year career ... Named to the Rivals.com Rivals 250 ... Ranked as the No. 15 offensive guard in the country and the No. 3 player in the state of Tennessee by Rivals.com ... Named to the Rivals.com Preseason Tennessee Top 20 (No. 12) ... Ranked 30th among offensive guards by ESPN.com ... Attended the same high school as former Auburn FB Jake Slaughter, K John Vaughn and P Kody Bliss, former OL King Dunlap and DS Pete Compton.

PERSONAL — Born Aug. 9, 1988 ... Son of George Berry and Kathy Douglas ... Major: Public Administration.



EMORY BLAKE #80
WR
6-1 • 192 • Fr. • HS
Austin, Texas (Stephen F. Austin)
Undecided

2009 — Appeared in 10 games with one start ... Saw playing time, but did not have a reception in season opener vs. Louisiana Tech ... Notched first career reception vs. LSU, a

16-yard grab ... Hauled in five passes for 32 yards vs. Furman ... Had one reception for 8 yards vs. Georgia ... Grabbed one pass for 7 yards vs. Alabama.

HIGH SCHOOL — High School Coach: Rodney Vincent ... As a senior, caught 64 passes for 936 yards and nine touchdowns, while rushing for 643 yards and four scores on 74 carries ... Named the 2008 District 25-5A Offensive MVP ... Had 22 grabs for 412 yards and five scores in just six games as a junior, while also carrying 38 times for 289 yards and two TDs ... Caught 28 passes for 525 yards and four touchdowns as a sophomore ... Ranked 42nd nationally among wide receivers ends and 39th on the Texas Postseason Top 100 by Rivals.com ... Listed as the nation's No. 72 wide receiver by ESPN.com/Scouts, Inc. ... Ranked as the nation's No. 94 wide receiver by Scout.com ... The No. 30-ranked prospect from Texas by SuperPrep ... Named to the Orlando Sentinel's 2008 All-Southern football team ... Selected to the All-Midlands Region team by PrepStar.

PERSONAL — Born July 18, 1991 ... Son of Jeff and Lewanna Blake ... Father was an NFL quarterback for 14 years.

BLAKE'S CAREER RECEIVING STATS

YEAR	G/GS	NO	YDS	AVG	TD	LP/OPPONENT
2009	10/1	8	63	7.9	0	16/LSU

BLAKE'S GAME-BY-GAME RECEIVING STATS

DATE	OPPONENT	REC	YDS	AVG	TD	TD REC
9/5/09	LOUISIANA TECH	0	0	0.0	0	--
9/12/09	MISSISSIPPI STATE					DID NOT PLAY
9/19/09	WEST VIRGINIA					DID NOT PLAY
9/26/09	BALL STATE	0	0	0.0	0	--
10/3/09	at Tennessee	0	0	0.0	0	--
10/10/09	at Arkansas	0	0	0.0	0	--
10/17/09	KENTUCKY	0	0	0.0	0	--
10/24/09	at LSU	1	16	16.0	0	--
10/31/09	OLE MISS	0	0	0.0	0	--
11/7/09	FURMAN	5	32	7.8	0	--
11/14/09	at Georgia	1	8	8.0	0	--
11/27/09	ALABAMA	1	7	7.0	0	--



MIKE BLANC #93
DL
6-4 • 288 • Jr. • 2L
Pompano Beach, Fla. (Deerfield Beach)
Public Administration

2009 — Appeared in 12 games with 11 starts ... Recorded a sack (minus 5 yards) to go with two total tackles in season opener vs. Louisiana Tech ... Sack vs. Tech was first since Ole Miss game in 2008 ... Started at defensive tackle vs. Mississippi State and registered four tackles and a pair of QB hurries ... Forced a fumble, registered one sack (minus 4 yards) and had two solo tackles in win vs. West Virginia ... Forced fumble was first of career ... Against Ball State, had half a sack (minus 3 yards) ... Recorded a pair of pass break-ups (first of career) to go with one solo tackle vs. Tennessee ... Tied season high of four tackles, all solo, against Arkansas ... Also had 1.5 TFLs (minus 2 yards) with one pass break-up vs. Razorbacks ... Against Kentucky, racked up half a TFL (minus 1 yard) and four tackles ... Set career high with seven tackles vs. LSU ... Also had half a sack (minus 5 yards) and one TFL (minus 6 yards) vs. LSU ... Totaled four tackles with one QB hurry vs. Ole Miss ... Saw limited time vs. Furman, recording one QB hurry ... Against Georgia, recorded a career-best and team-high nine tackles ... Also had half a TFL (minus 1 yard) ... Against Alabama, registered half a sack (minus 1 yard) to go with five total tackles ... *Has a TFL in eight of 12 games this season.*

2008 — Played in 12 games with six starts ... Finished with 27 tackles, 3.5 TFLs for minus 6 yards and 1.5 sacks for minus 4 yards ... Earned first career start in season opener vs. Louisiana-Monroe ... Started and notched four tackles vs. Southern Miss ... Also had a half a TFL for no gain vs. USM ... Finished with three tackles, two solo, in win vs. Mississippi State ... Had two QB hurries vs. LSU ... Had one assisted tackle vs. Tennessee ... Against Vanderbilt, had one solo tackle, a TFL for minus 1 yard ... Recorded two tackles, one solo, vs. Arkansas ... Tallied a career-best five tackles with half a TFL for minus 1 yard vs. West



The Players



Virginia ... Started at nose guard vs. Ole Miss and totaled five tackles, two solo, with 1.5 TFLs for minus 4 yards and half a sack for minus 1 yard ... The half sack was the first of his career ... Had one assisted tackle vs. UT Martin ... Against Georgia, had two total tackles, one solo, and one QB hurry ... Recorded three assisted tackles against Alabama.

2007 — Saw action in 11 games ... Named the Most Improved Defensive Lineman after the spring by the coaches ... Played in first career game at Auburn in opener against K-State ... Had one stop against the Wildcats ... Saw action against South Florida, however, did not record a tackle ... One tackle in SEC lid-lifter against Mississippi State ... Career-best two tackles in Vanderbilt win ... One assisted tackle vs. Ole Miss ... Recorded one solo tackle vs. Tennessee Tech.

2007 SPRING — Named the Most Improved Defensive Lineman after spring by coaches.

2006 — Redshirted.

HIGH SCHOOL — High School Coach: Greg Minnus ... Was a two-way standout and four-year starter for Deerfield Beach ... Led Deerfield Beach to a spot in the Florida Class 6A state championship game ... Selected to play in the Florida North-South and Dade-Broward All-Star Games ... Ranked as the No. 60 defensive tackle in the country and the No. 89 player in the state of Florida by Rivals.com.

PERSONAL — Born April 13, 1987 ... Son of Moname Blanc and Mary Bonnet ... Major: Public Administration.

BLANC'S CAREER DEFENSIVE STATS


YEAR	G/GS	TT	UT	AT	TFL-YDS	QBS-YDS	FF/FR	PD	I/YDS
2007	12/0	6	3	3	0.0-0	0.0-0	0/0	0	0-0
2008	12/6	27	11	16	3.5-6	1.5-4	0/0	0	0-0
2009	12/10	43	12	31	6.5-23	3.5-18	1/0	3	0-0
Totals	36/16	76	26	50	10.0-29	5.0-22	1/0	3	0-0

BLANC'S GAME-BY-GAME DEFENSIVE STATS

DATE	OPPONENT	TT	UT	AT	TFL-YDS	QBS-YDS
9/1/07	KANSAS STATE	1	1	0	0	0-0
9/8/07	SOUTH FLORIDA	0	0	0	0	0-0
9/15/07	MISSISSIPPI STATE	1	1	0	0	0-0
9/22/07	NEW MEXICO STATE	0	0	0	0	0-0
9/29/07	at Florida	DID NOT PLAY				
10/6/07	VANDERBILT	2	0	2	0	0-0
10/13/07	at Arkansas	0	0	0	0	0-0
10/20/07	at LSU	0	0	0	0	0-0
10/27/07	OLE MISS	1	0	1	0	0-0
11/03/07	TENNESSEE TECH	1	1	0	0	0-0
11/10/07	at Georgia	0	0	0	0	0-0
11/24/07	ALABAMA	DID NOT PLAY				
12/31/08	vs. Clemson (Chick-fil-A)	0	0	0	0	0-0

DATE	OPPONENT	TT	UT	AT	TFL-YDS	QBS-YDS
8/30/08	* LOUISIANA-MONROE	0	0	0	0.0-0	0.0-0
9/6/08	* SOUTHERN MISS	4	2	2	0.5-0	0.0-0
9/13/08	* MISSISSIPPI STATE	3	2	1	0.0-0	0.0-0
9/20/08	* LSU	0	0	0	0.0-0	0.0-0
9/27/08	TENNESSEE	1	0	1	0.0-0	0.0-0
10/4/08	at Vanderbilt	1	1	0	1.0-1	0.0-0
10/11/08	ARKANSAS	2	1	1	0.0-0	0.0-0
10/23/08	at West Virginia	5	2	3	0.5-1	0.0-0
11/1/08	* at Ole Miss	5	2	3	1.5-4	0.5-1
11/8/08	* TENNESSEE-MARTIN	1	0	1	0.0-0	0.0-0
11/15/08	GEORGIA	2	1	1	0.0-0	0.0-0
11/29/08	at Alabama	3	0	3	0.0-0	0.0-0

DATE	OPPONENT	TT	UT	AT	TFL-YDS	QBS-YDS
9/5/09	LOUISIANA TECH	2	1	1	1.0-5	1.0-5
9/12/09	* MISSISSIPPI STATE	4	1	3	0.0-0	0.0-0
9/19/09	* WEST VIRGINIA	2	2	0	1.0-4	1.0-4
9/26/09	* BALL STATE	1	0	1	0.5-3	0.5-3
10/3/09	* at Tennessee	1	1	0	0.0-0	0.0-0
10/10/09	* at Arkansas	4	3	1	1.5-2	0.0-0
10/17/09	* KENTUCKY	4	0	4	0.5-1	0.0-0
10/24/09	* at LSU	7	0	7	1.0-6	0.5-5
10/31/09	* OLE MISS	4	2	2	0.0-0	0.0-0
11/7/09	* FURMAN	0	0	0	0.0-0	0.0-0
11/14/09	* at Georgia	9	0	9	0.5-1	0.0-0
11/27/09	* ALABAMA	5	2	3	0.5-1	0.5-1



KODI #18
BURNS QB
 6-2 • 208 • Jr. • 2L
 Fort Smith, Ark. (Northside)
 Exercise Science

2009 — Appeared in 12 games with five starts ... In multi-purpose role, rushed for 23 yards with a TD and was 0-for-1 passing in season opener vs. Louisiana Tech ... TD came on 1-yard run and gave AU a 10-7 lead ... Set career best with three rushing TDs and four total TDs in victory over Mississippi State ... All three rushing scores came from 1-yard out ... Also had a 13-yard TD pass ... Became first AU player to account for four TDs since 2003 when RB Carnell Williams rushed for six scores vs. Mississippi State ... All four rushing TDs have come from 1-yard out ... Rushed for 10 yards on seven carries and caught one pass for 8 yards vs. West Virginia ... Rushed one time for 2 yards against Ball State before leaving game with injury ... Hit 1-of-3 passes for 17 yards and rushed five times for 16 yards in victory over Tennessee ... Only pass completion vs. UT was to Terrell Zachery to set up AU field goal ... Held to 7 yards rushing on two carries and 0-for-1 on pass attempts vs. Arkansas ... Against Kentucky, started at WR and totaled 52 yards total offense ... Rushed six times for 37 yards and completed only pass attempt for 15 yards vs. UK ... Rushed for 17 yards on six carries vs. LSU ... Returned to play vs. LSU after having two teeth broken in first quarter ... Against Ole Miss, threw a 14-yard TD pass to Tommy Trott to give Tigers 17-7 third-quarter lead ... Also caught one pass for 8 yards to give AU first down ... Started, but saw limited playing time vs. Furman ... Against Georgia, hauled in first career TD catch for Auburn's first score of game ... TD grab was from 5 yards out and was only catch of game ... Also rushed for 10 yards on three carries vs. Bulldogs ... Netted 5 yards rushing on two carries vs. Alabama.

2008 — Played in 10 games with seven starts ... Finished ninth in SEC in total offense (146.1) per game and 10th in passing yards (105.0) per game ... Started season opener vs. Louisiana-Monroe ... For the season, finished with 1,050 yards passing and two touchdowns ... Completed 94-of-179 pass attempts for a 52.5 completion percentage ... Was second on team in rushing vs. ULM with 69 yards on six carries (11.5 avg./c) before leaving game with lower leg injury in third quarter ... Saw limited action vs. Southern Miss due to injury ... Had a 1-yard touchdown run vs. the Golden Eagles in the third quarter ... Hit 4-of-6 passes for 36 yards, including crucial third down conversion of 10 yards on third down to seal victory vs. Tennessee ... Also rushed eight times for 16 yards vs. Vols ... Threw for 28 yards on 2-of-6 passing with a long of 24 yards to Mario Fannin against Vanderbilt ... Started vs. Arkansas, completing 7-of-18 passes for a career-high 119 yards ... Also rushed for a team-high 38 yards on 15 rushing attempts with a TD (3-yard run) ... Took every snap at QB against West Virginia, throwing for a career-highs in completions (13) and attempts (21) ... Had one TD and one pick with 111 yards vs. WVA ... Threw first TD pass of season vs. WVA, a 16-yard screen pass to Brad Lester ... Also rushed for 82 yards on 15 carries vs. WVA with a 9-yard run ... First multi-TD game since Chick-fil-A Bowl vs. Clemson (one rush/one pass TD) ... Set career-highs in pass attempts, completions and yards vs. Ole Miss, going 27-of-43 for 319 yards ... Also rushed for 21 yards on nine carries vs. Rebels ... His 27 completions were three short of total completions for the season (30) and his 319 yards were 10 more than his season total (309) entering the game ... Set a career-high with 158 rushing yards on 13 carries vs. UT Martin ... Had TD runs of 31 and 58 yards vs. Skyhawks ... The 158 yards was the most by an AU QB since Phil Gargis rushed for 160 yards on 24 carries vs. UGA in 1974 ... It is also the most in the SEC since UF QB Tim Tebow rushed for 166 yards vs. Ole Miss in 2007 ... Also vs. UT Martin, Burns hit 12-of-20 pass attempts for 130 yards, marking the third straight game with at least a 60 percent completion percentage ... Against Georgia, threw for 179 yards on 16-of-30 passing with one TD ... Also ran for 28 yards on 14 carries vs. UGA ... Against Alabama, threw for 113 yards on 9-of-23 passing.

SPRING 2008 — Received the Offensive MVP Award for A-Day after completing 14-of-21 passes for 142 yards and one touchdown.

2007 — Saw action in nine games ... Made collegiate debut against Mississippi State, rushing for 87 yards on 22 attempts, including a 1-yard touchdown sneak ... Also was 8-for-12 for 65 yards and one interception against the Bulldogs ... Made first career start



The Players



against New Mexico State, completing 1-of-5 passes including a 58-yard TD strike to Rod Smith in the first quarter ... Was the first Auburn true freshman quarterback to start in a game since Gabe Gross in 1998 ... Was first-ever true freshman quarterback to start under Tommy Tuberville during his 13-year career as a head coach ... Start against New Mexico State marked the earliest in a season (fourth game) that an Auburn true freshman QB started ... Scored Auburn's first touchdown, a 6-yard run, in the first quarter of Auburn's win at Florida ... Did not attempt a pass, while gaining 5 yards on three carries against the Gators ... Gained 4 yards on three rushing attempts and 0-for-1 passing against Vanderbilt ... Took two snaps at Arkansas, rushing for 1 yard on one carry ... One snap against LSU, rushing for 1 yard ... One rush for five yards against Ole Miss... Led Auburn in rushing with 69 yards and one touchdown and also threw a 22-yard touchdown pass against Clemson in the Chick-fil-A Bowl.

HIGH SCHOOL — High School Coach: Darrell Henry ... Threw for 1,903 yards and 23 TD's as a senior, while rushing for 835 yards and 13 TD's ... Totaled 6,020 yards passing and 65 touchdowns in three years as a starting quarterback ... Named to the Rivals 250 ... Ranked as the No. 8 dual-threat quarterback prospect in the country and the No. 3 overall recruit in Arkansas by Rivals.com ... Ranked 16th among quarterbacks by Espn.com ... Named to the *Atlanta Journal Constitution's* Super Southern 100 and the *Orlando Sentinel's* All-Southern team in 2006 ... Selected as a *Prepstar* All-American recruit ... No. 42 in the Scout Hot 100 ... Named All-State by the Arkansas High School Athletic Association and All Northwest Arkansas by the *Arkansas Democrat Gazette* ... Ranked 40th in the *Mobile Press Register* Super Southeast 120 ... Selected to play in the Offense-Defense All-American Bowl after completing his senior season.

PERSONAL — Born Dec. 24, 1988 ... Son of Kim and Dazzle Burns ... Major: Exercise Science.

BURNS' CAREER PASSING STATS

YEAR	G/GS	CMP	ATT	PCT	YDS	INT	TD	LP/OPPONENT
2007	9/1	10	26	38.5	145	1	2	58/New Mexico State
2008	10/7	94	179	52.5	1,050	7	2	52/Ole Miss
2009	12/5	5	13	38.5	75	0	2	17/Tennessee
Totals	31/13	109	218	50.0	1,270	8	6	58/New Mexico State

BURNS' CAREER RUSHING STATS

YEAR	G/GS	NO	YDS	AVG	TD	LP/OPPONENT
2007	9/1	54	203	3.8	3	18/Mississippi State
2008	10/7	98	411	4.2	5	58/UT Martin
2009	12/5	51	159	3.1	4	19/Kentucky
Totals	31/13	203	773	3.8	12	58/UT Martin

BURN'S CAREER GAME HIGH STATS

	No.	Opponent	Date
Completions	27	Ole Miss	11/1/08
Pass Attempts	43	Ole Miss	11/1/08
Pass Yards	319	Ole Miss	11/1/08
Pass TDs	1	5x (last vs. Ole Miss)	10/31/09
Interceptions	3	Ole Miss	11/1/08
Rush Attempts	22	Mississippi State	9/15/07
Rush Yards	158	UT Martin	11/8/08
Rush TDs	3	Mississippi State	9/12/09

BURNS' GAME-BY-GAME RUSHING STATS

DATE	OPPONENT	ATT	YDS	Avg.	TD	TD Runs
9/5/09	LOUISIANA TECH	8	23	2.9	1	1
9/12/09	* MISSISSIPPI STATE	9	32	3.6	3	1, 1, 1
9/19/09	WEST VIRGINIA	7	10	1.4	0	--
9/26/09	BALL STATE	1	2	2.0	0	--
10/3/09	at Tennessee	5	16	3.2	0	--
10/10/09	* at Arkansas	2	7	3.5	0	--
10/17/09	* KENTUCKY	6	37	6.2	0	--
10/24/09	at LSU	6	17	2.8	0	--
10/31/09	* OLE MISS	2	0	0.0	0	--
11/7/09	* FURMAN	0	0	0.0	0	--
11/14/09	at Georgia	3	10	3.3	0	--
11/27/09	ALABAMA	2	5	2.5	0	--

BURNS' GAME-BY-GAME PASSING STATS

DATE	OPPONENT	CMP	ATT	YDS	INT	TD
9/1/07	KANSAS STATE					
9/8/07	SOUTH FLORIDA					
9/15/07	MISSISSIPPI STATE	8	12	65	1	0
9/22/07	* NEW MEXICO STATE	1	5	58	0	1
9/29/07	at Florida	0	0	0	0	0
10/6/07	VANDERBILT	0	1	0	0	0
10/13/07	at Arkansas	0	0	0	0	0
10/20/07	at LSU	0	0	0	0	0
10/27/07	OLE MISS	0	0	0	0	0
11/03/07	TENNESSEE TECH	0	4	0	0	0
11/10/07	at Georgia					
11/24/07	ALABAMA					
12/31/07	vs. Clemson (Chick-fil-A)	1	4	22	0	1

DATE	OPPONENT	CMP	ATT	YDS	INT	TD
8/30/08	* LOUISIANA-MONROE	4	9	15	0	0
9/6/08	SOUTHERN MISS	0	3	0	1	0
9/13/08	MISSISSIPPI STATE					
9/20/08	LSU					
9/27/08	TENNESSEE	4	6	36	0	0
10/4/08	at Vanderbilt	2	6	28	0	0
10/11/08	* ARKANSAS	7	18	119	2	0
10/23/08	* at West Virginia	13	21	111	1	1
11/1/08	* at Ole Miss	27	43	319	3	0
11/8/08	* TENNESSEE-MARTIN	12	20	130	0	0
11/15/08	* GEORGIA	16	30	179	0	1
11/29/08	* at Alabama	9	23	113	0	0

BURNS' GAME-BY-GAME RECEIVING STATS

DATE	OPPONENT	ATT	YDS	AVG	TD	TD REC
9/5/09	LOUISIANA TECH	0	0	0.0	0	--
9/12/09	* MISSISSIPPI STATE	1	2	2.0	0	--
9/19/09	WEST VIRGINIA	1	8	8.0	0	--
9/26/09	BALL STATE	0	0	0.0	0	--
10/3/09	at Tennessee	0	0	0.0	0	--
10/10/09	* at Arkansas	0	0	0.0	0	--
10/17/09	* KENTUCKY	0	0	0.0	0	--
10/24/09	at LSU	0	0	0.0	0	--
10/31/09	* OLE MISS	1	8	8.0	0	--
11/7/09	* FURMAN	0	0	0.0	0	--
11/14/09	at Georgia	1	5	5.0	1	5
11/27/09	ALABAMA	0	0	0.0	0	--



JOSH BYNES #17
LB

6-2 • 239 • Jr. • 2L

Lauderdale Lakes, Fla. (Boyd Anderson)
Human Development and Family Studies

CAREER — Has started 20 consecutive games dating back to last season.

2009 — 6th in SEC/96th in NCAA in tackles per game, 7.6 tpg ... 20th in SEC in passes defended per game, 0.73 ... T-68th in NCAA in solo tackles per game, 4.6 tpg ... Started all 12 games ... Leads team with 94 tackles ... Started at LB in season opener vs. Louisiana Tech and tied for team lead with eight total tackles ... Tied for team lead with eight tackles vs. Mississippi State ... Picked off QB Geno Smith with less than three minutes left to seal victory over West Virginia ... Finished with career-high 12 tackles vs. WVA, 10 coming on solo stops ... Against Ball State, registered first career fumble recovery, had 1.0 TFL (minus 3 yards) and had six tackles, five solo ... Forced a fumble, broke up two passes, had one QB hurry and finished with nine tackles in win over Tennessee ... Against Arkansas, broke up two passes and totaled eight tackles, with five solo stops ... Against Kentucky, led Tigers with nine tackles, six solo, and first career sack (minus 7 yards) ... Registered a TFL (minus 2 yards) and seven tackles vs. LSU ... Against Ole Miss, broke up one pass and totaled six tackles, four solo ... Against Furman, had one QB hurry and four total tackles in limited snaps ... Broke up a pass, had one TFL (minus 2 yards) and totaled seven tackles vs. Georgia ... Had a TFL (minus 1 yard), a QB hurry and 10 total tackle vs. Alabama ... Seven of 10 tackles were solo ... In SEC games, is averaging 8.5 tackles per game (64 in eight games).



The Players



2008 — Finished tied for 48th in SEC in tackles per game (4.4) ... Played in 12 games with eight starts ... Finished with fifth-most tackles on team with 53 and a team high three interceptions ... Also had 3.0 TFLs for minus 7 yards ... Tied for second on team with six tackles in season opener vs. Louisiana-Monroe ... Recorded one stop (assisted) vs. Southern Miss ... Had two solo tackles vs. Mississippi ... Played, but did not record a tackle vs. LSU ... Made first career start vs. Tennessee and led team with 11 total tackles, six solo ... Also had one QB hurry vs. Vols ... His 11 tackles vs. UT were two more than season total of nine entering the game ... Made second career start vs. Vanderbilt, recording two tackles ... Against Arkansas, had nine tackles, three solo, and 2.0 TFLs for minus 5 yards and one interception, which was returned for 31 yards ... The INT was the first of his career ... Had five tackles and picked off a pass vs. West Virginia ... INT vs. WVA come on first series of game and ended a WVA scoring threat ... Led team with six solo tackles and totaled eight for the game vs. Ole Miss ... Also had one pass break-up vs. Rebels ... Notched third INT of season with a pick vs. UT Martin in the end zone to end scoring threat ... Against Georgia, totaled five tackles with one TFL for minus 2 yards ... Against Alabama, registered four solo tackles.

2007 — Appeared in five games ... Saw first action against Vanderbilt ... Also played against Ole Miss, Tennessee Tech, Georgia and Clemson in the Chick-fil-A Bowl ... Totaled 10 tackles, with eight solo, and two TFLs ... Recorded four tackles in first career game vs. Vandy ... Followed that with six tackles, five solo, and a forced fumble against Tennessee Tech.

HIGH SCHOOL — High School Coach: Mark James ... Played in just eight games as a senior, totaling 110 tackles, four forced fumbles, three recoveries and two sacks ... Led Boyd Anderson to a 9-3 overall record and to the second round of the state playoffs as a senior ... Earned Broward County Defensive Player of the Year honors in 2006 ... Ranked ninth nationally among inside linebackers and 31st overall in Florida by Rivals.com ... Ranked 25th among all inside linebacker recruits by Espn.com ... Ranked 84th in the Scout National Hot 100 ... Ranked No. 117 in the *Mobile Press Register* Super Southeast 120 ... Played in the Broward County All-Star game in 2006.

PERSONAL — Born Aug. 24, 1989 ... Son of Herbert and Yolanda Bynes ... Major: Human Development and Family Studies.

BYNES' CAREER DEFENSIVE STATS

YEAR	G/GS	TT	UT	AT	TFL-YDS	QBS-YDS	FF/FR	PD	I/YDS
2007	4/0	10	8	2	2.0-4	0.0-0	1/0	0	0-0
2008	12/8	53	24	29	3.0-7	0.0-0	0/0	4	3-33
2009	12/12	94	55	39	5.0-15	1.0-7	0/2	8	1-5
Totals	28/20	157	87	70	10.0-26	1.0-7	1/2	12	4-38

BYNES' CAREER GAME HIGH STATS

	No.	Opponent	Date
Tackles	12	West Virginia	9/19/09
Tackles for loss	2.0	Arkansas	10/11/08
Sacks	1.0	Kentucky	10/17/09

BYNES' GAME-BY-GAME DEFENSIVE STATS

DATE	OPPONENT	TT	UT	AT	TFL-YDS	QBS-YDS
8/30/08	LOUISIANA-MONROE	6	1	5	0.0-0	0.0-0
9/6/08	SOUTHERN MISS	1	0	1	0.0-0	0.0-0
9/13/08	MISSISSIPPI STATE	2	2	0	0.0-0	0.0-0
9/20/08	LSU	0	0	0	0.0-0	0.0-0
9/27/08	* TENNESSEE	11	6	5	0.0-0	0.0-0
10/4/08	* at Vanderbilt	2	0	2	0.0-0	0.0-0
10/11/08	* ARKANSAS	9	3	6	2.0-5	0.0-0
10/23/08	* at West Virginia	5	1	4	0.0-0	0.0-0
11/1/08	* at Ole Miss	8	6	2	0.0-0	0.0-0
11/8/08	* TENNESSEE-MARTIN	0	0	0	0.0-0	0.0-0
11/15/08	* GEORGIA	5	1	4	1.0-2	0.0-0
11/29/08	* at Alabama	4	4	0	0.0-0	0.0-0

DATE	OPPONENT	TT	UT	AT	TFL-YDS	QBS-YDS
9/5/09	* LOUISIANA TECH	8	5	3	0.0-0	0.0-0
9/12/09	* MISSISSIPPI STATE	8	2	6	0.0-0	0.0-0
9/19/09	* WEST VIRGINIA	12	10	2	0.0-0	0.0-0
9/26/09	* BALL STATE	6	5	1	1.0-3	0.0-0
10/3/09	* at Tennessee	9	5	4	0.0-0	0.0-0
10/10/09	* at Arkansas	8	4	4	0.0-0	0.0-0
10/17/09	* KENTUCKY	9	6	3	1.0-7	1.0-7
10/24/09	* at LSU	7	3	4	1.0-2	0.0-0
10/31/09	* OLE MISS	6	4	2	0.0-0	0.0-0
11/7/09	* FURMAN	4	1	3	0.0-0	0.0-0
11/14/09	* at Georgia	7	3	4	1.0-2	0.0-0
11/27/09	* ALABAMA	10	7	3	1.0-1	0.0-0



WES #18
BYRUM K
 6-2 • 209 • Jr. • 2L
 Ft. Lauderdale, Fla. (St. Thomas Aquinas)
 Business

CAREER — Has connected on two game-winning field goals, at Florida and at Arkansas, both in 2007 ... Has hit three field goals in a game six times.

2009 — Named Lou Groza National Semi-Finalist ... Named SEC Special Teams Player of the Week (10/5) ... Named Lou Groza Star of the Week (10/5) ... 5th in SEC in scoring (kick) and 7th (overall) in SEC/52nd in NCAA (overall), averaging 7.2 ppg ... T-8th in SEC/T-44th in NCAA in FG's made per game, 1.17 ... T-1st in SEC in PAT Pct., 100 pct. ... Phil Steele's Third-Team Midseason All-SEC ... Appeared in all 12 games ... Was 3-for-3 in FG attempts and 4-4 on PAT tries in season opener vs. Louisiana Tech ... Hit long FG of 49 yards vs. Tech, marking longest FG since hitting 52-yarder on 9/6/08 vs. Southern Miss ... Three FG's also tied career best for the fifth time ... Also kicked off four times for 64.8 average vs. Tech ... Did not attempt a FG vs. Mississippi State ... Hit both FG attempts vs. West Virginia, connecting from 46 and 42 yards out ... Connected on only FG attempt vs. Ball State, from 32 yards out ... Against Tennessee, accounted for 14 of team's 26 points hitting 4-of-5 FG attempts and a pair of PAT's ... The four FG's made and five attempts were both career highs ... Only miss came from 46 yards out and was first of season ... Hit only FG attempt of game, connecting from 37-yards out for AU's first score of the game vs. Arkansas ... Also kicked off one time for a touchback vs. Hogs ... Hit a 24-yard field goal and one PAT vs. LSU ... Against Ole Miss, connected on 36-yard field goal in first quarter and four PAT attempts ... Did not attempt a FG vs. Furman, but did go 9-for-9 in PAT's ... Hit only FG try vs. Georgia, connecting from 37 yards out ... Against Alabama, did not attempt a FG but converted surprise onside kick which led to AU touchdown and 14-0 lead in first quarter ... Converted all three PAT's vs. Crimson Tide.

2008 — Second Team Preseason Media All-SEC ... Athlon Sports Preseason First Team All-SEC ... Finished sixth in SEC in FG percentage (57.9), 10th in scoring field goals (5.0) and tied for fifth in field goals made per game (1.0) ... Hit 11-of-19 field goal tries with a long of 52 yards ... Connected on 2-of-3 field goal attempts in season opener vs. Louisiana-Monroe ... Also had four kickoffs vs. ULM with a 66.8 yard average ... Hit both FG attempts vs. Southern Miss including a career-long of 52 yards ... Also made good from 23 yards out vs. Golden Eagles ... Averaged 63.5 yards on two kickoffs vs. USM ... Went 1-of-3 on FG attempts vs. Mississippi State, converting on 35-yard attempt for Auburn's only points in 3-2 win ... Averaged 61.3 yards on three KO's vs. Mississippi State ... Did not attempt a FG vs. LSU, but was 3-for-3 on PAT tries ... Hit only PAT try vs. UT, but missed 35 yard FG attempt ... Missed first PAT of season at Vanderbilt, had hit on 34 straight until miss ... Connected on 2-of-3 FG attempts vs. Arkansas, hitting from 45 and 36 yards ... Hit 19-yard FG and missed 44-yard FG attempt vs. West Virginia ... Also kicked off three times for a 62.3 yard average vs. WVA ... Averaged 67.0 yards on two kickoff's vs. Ole Miss ... Did not have a FG attempt vs. Rebels ... Hit 3-of-4 FG attempts with a long of 48 yards vs. UT Martin ... Also averaged 60.8 yards on four kickoffs vs. UT Martin ... Missed only attempts, from 42 yards, vs. Georgia.

2007 — Collegefootballnews.com's Freshman All-America Third Team ... Scout.com Second Team Freshman All-America Team ... Sporting News Honorable Mention Freshman All-America honors ... Led Auburn in scoring with 86 points ... Tied for fifth in the SEC in field goal percentage (73.9 percent) and tied for fifth in field goals made (17) ... Nailed two game-winning field goals both with less than 30 seconds remaining on the clock and both on the road ... Named SEC Special Teams Player of the Week (Oct. 1) after booting 43-yard game-winning field goal as time expired in 20-17 upset at No. 4 Florida ... Had initially made kick, however, Florida called timeout prior to the snap, forcing Byrum to make the kick a second time ... Also had a 30-yard field goal in the third quarter to give Auburn a 17-3 lead ... Booted 20-yard field goal with 21 seconds remaining at Arkansas to give Tigers' a 9-7 win ... Connected 3-of-5 field goals against the Razorbacks ... In first career game at Auburn, connected on three field goals and scored 11 points ... Hit first three FG attempts from 20, 39 and 31, before missing from 47 in the fourth quarter ... Nailed all three field goals against South Florida, including a career-long 49 yards ... 46-yarder with 2:54 in regulation gave AU a 20-17 lead and 39-yarder in overtime gave the Tigers a short-lived 23-20 lead ... Nailed a pair of field goals (22, 33) vs. Georgia ... Hit one of two FG

attempts vs. Alabama ... Missed 43-yarder vs. Tide snapped streak of six straight FGs made ... Had at least one field goal made in last six games ... Made one field goal from 36 yards to give Auburn the first lead of the game against Clemson in the Chick-fil-A Bowl.

HIGH SCHOOL — High School Coach: George Smith ... Kicked 79-of-91 kickoffs for touchbacks and connected on 74-of-75 extra point attempts his senior year ... Converted 11-of-15 field goals including a long of 48 yards in 2006 ... Ranked second among kickers by Rivals.com and Espn.com ... Named first-team All-Broward County by the *Miami Herald* ... Named FSWA 5A All-State ... Selected by the *Florida Times Union* to the Florida Super 75 ... Named a *PrepStar* All-American recruit ... Selected to play in the Offense-Defense All-American Bowl.

PERSONAL — Born March 18, 1989 ... Son of Donna and Richard Mallion ... Major: Business.

BYRUM'S CAREER KICKING STATS

YEAR	FG-A	Pct.	0-19	20-29	30-39	40-49	50+	PAT	Pts
2007	17-23	73.9	0-0	5-5	9-10	3-8	0-0	35-36	86
2008	11-19	57.9	2-2	2-3	3-6	3-7	1-1	22-23	55
2009	14-15	93.3	1-1	4-4	4-4	5-6	0-0	49-49	91
Totals	42-57	73.7	3-3	11-12	16-20	11-21	1-1	106-108	232

BYRUM'S CAREER GAME HIGH STATS

	No.	Opponent	Date
FG Attempts	5	2x (last vs. Tennessee)	10/3/09
FGs Made	4	vs. Tennessee	10/3/09

2007 Field Goal Sequence (Made/Missed):

KANSAS STATE: 20, 39, 31, 47

SOUTH FLORIDA: 49, 46, 39

MISSISSIPPI STATE: ---

NEW MEXICO STATE: 48

at Florida: 30, 43

VANDERBILT: ---

at Arkansas: 22, 36, 38, 46, 20

at LSU: 22

OLE MISS: 36

TENNESSEE TECH: ---

at Georgia: 22, 33

ALABAMA: 37, 43

Clemson (Chick-fil-A): 36, 44

2008 Field Goal Sequence (Made/Missed):

LOUISIANA-MONROE: 33, 32, 19

SOUTHERN MISS: 52, 23

at Mississippi State: 35, 42, 22

LSU: ---

TENNESSEE: 35

at Vanderbilt: ---

ARKANSAS: 45, 36, 33

at West Virginia: 19, 44

at Ole Miss: ---

UT-MARTIN: 48, 44, 46, 24

GEORGIA: 42

at Alabama: ---

2009 Field Goal Sequence (Made/Missed):

9/5/09 LOUISIANA TECH: 29, 49, 47

9/12/09 MISSISSIPPI STATE: --

9/19/09 WEST VIRGINIA: 46, 42

9/26/09 BALL STATE: 32

10/3/09 at Tennessee: 29, 43, 46, 19, 22

10/10/09 at Arkansas: 37

10/17/09 KENTUCKY: --

10/24/09 at LSU: 24

10/31/09 OLE MISS: 36

11/7/09 FURMAN: --

11/14/09 at Georgia: 37

11/27/09 ALABAMA: --



QUINDARIUS

#9

CARR

WR

6-1 • 181 • So. • 1L

Huntsville, Ala. (Huntsville)

Criminology

2009 — Appeared in 12 games with one start ... Saw playing time but did not record a catch vs. Louisiana Tech and Mississippi State ... Recorded one 32-yard reception vs. Arkansas ... The 32-yard catch was career-long ... Made first career start vs. Alabama.

2008 — Played in every game, catching six passes for 63 yards with a long of 28 yards ... Hauled in first career reception, for 6 yards, in season opener vs. Louisiana-Monroe ... Had one catch for eight yards vs. Southern Miss ... Had one catch for 28 yards vs. Mississippi State ... Caught one pass for seven yards vs. West Virginia ... Had one 8-yard reception vs. Ole Miss ... Caught a 6-yard pass vs. UT Martin.

2007 — Redshirted

HIGH SCHOOL — High School Coach: Kevin Wieseman ... Named first-team Huntsville All-City and named Offensive Player of the Year for the city of Huntsville in 2006 ... Elected a team captain his senior season ... Ranked the No. 38 wide receiver in the nation and the No. 13 overall recruit in Alabama by Rivals.com ... Placed 139th among wide receivers by Espn.com ... Named *Birmingham News* All-State and ASWA all-state honorable mention in 2006 ... *Huntsville Times* Elite 11 recruit before his senior season.

PERSONAL — Born May 1, 1989 ... Son of Jovita and Kelvin Carr ... Major: Criminology.

CARR'S CAREER RECEIVING STATS

YEAR	G/GS	NO	YDS	AVG	TD	LP/OPPONENT
2008	12/0	6	63	10.5	0	28/Mississippi State
2009	12/1	1	32	32.0	0	32/Arkansas
Totals	24/1	7	95	13.6	0	32/Arkansas

CARR'S GAME-BY-GAME RECEIVING STATS

DATE	OPPONENT	REC	YDS	AVG	TD	TD REC
8/30/08	LOUISIANA-MONROE	1	6	6.0	0	--
9/6/08	SOUTHERN MISS	1	8	8.0	0	--
9/13/08	MISSISSIPPI STATE	1	28	28.0	0	--
9/20/08	LSU	0	0	0.0	0	--
9/27/08	TENNESSEE	0	0	0.0	0	--
10/4/08	at Vanderbilt	0	0	0.0	0	--
10/11/08	ARKANSAS	0	0	0.0	0	--
10/23/08	at West Virginia	1	7	7.0	0	--
11/1/08	at Ole Miss	1	8	8.0	0	--
11/8/08	TENNESSEE-MARTIN	1	6	6.0	0	--
11/15/08	GEORGIA	0	0	0.0	0	--
11/29/08	at Alabama	0	0	0.0	0	--

DATE	OPPONENT	REC	YDS	AVG	TD	TD REC
9/5/09	LOUISIANA TECH	0	0	0.0	0	--
9/12/09	MISSISSIPPI STATE	0	0	0.0	0	--
9/19/09	WEST VIRGINIA	0	0	0.0	0	--
9/26/09	BALL STATE	0	0	0.0	0	--
10/3/09	at Tennessee	0	0	0.0	0	--
10/10/09	at Arkansas	1	32	32.0	0	--
10/17/09	KENTUCKY	0	0	0.0	0	--
10/24/09	at LSU	0	0	0.0	0	--
10/31/09	OLE MISS	0	0	0.0	0	--
11/7/09	FURMAN	0	0	0.0	0	--
11/14/09	at Georgia	0	0	0.0	0	--
11/27/09	* ALABAMA	0	0	0.0	0	--



The Players



ANTOINE #45

CARTER DE

6-4 • 263 • Jr. • 2L
Ft. Lauderdale, Fla. (Dillard)
Liberal Arts

2009 — Appeared in nine games with six starts ... Missed first three games of season due to injury ... Returned to play against Ball State ... Had three tackles, two solo, vs. Ball State ... Against Tennessee, only tackle of game was a TFL (minus 3 yards) ... Notched first sack of season (minus 8 yards) for only tackle vs. Arkansas ... Against Kentucky, earned first start of season and had career-high five tackles with a pair of QB hurries ... Had four tackles, three solo, with one TFL (minus 7 yards) vs. LSU ... Registered half a sack and two total tackles vs. Ole Miss ... Notched half a TFL (minus 2 yards) and a pair of tackles in abbreviated action vs. Furman ... Totaled four tackles, two solo, vs. Georgia ... Against Alabama, had half a TFL (minus 2 yards), a QB hurry and tied career-best with five total tackles ... *Has at least half a TFL in six of nine games played.*

2008 — Played in 10 games with one start ... Totaled 16 tackles, 2.5 sacks with eight QB hurries ... Finished with fifth-most TFLs on team with 6.5 and fourth-most TFL yardage at minus 32 yards ... Registered one QB hurry and two total tackles in season opener vs. Louisiana-Monroe ... Had one solo tackle vs. Southern Miss ... In limited action, had one QB hurry in win vs. Mississippi State ... Recorded one solo tackle and one QB hurry vs. LSU ... Turned in strong game vs. Tennessee, with 1.5 TFLs (minus 1 yard) including half a sack and two QB hurries ... Finished with three total tackles vs. Vols ... Had two stops, one solo, vs. Vanderbilt ... Did not play vs. Arkansas & West Virginia due to injury ... Returned from injury and recorded a solo sack for minus 8 yards vs. Ole Miss ... Had first career start vs. UT Martin, recording three tackles, all solo and all tackles for loss ... Had one sack for minus 11 yards and two TFLs for a combined minus 10 yards vs. UT Martin ... Against Georgia, had one tackle, a TFL for minus 2 yards and one QB hurry ... Against Alabama, totaled two tackles, one solo.

2007 — *Named to Coaches' All-SEC Freshman Team* ... Saw action in all 13 contests ... Sixth on team with 4.0 tackles for loss (-23) and fifth with 1.5 quarterback sacks (-16) ... Was a presence in South Florida backfield, registering three tackles, including one quarterback sack (-11) and three quarterback hurries against the Bulls ... Career-best four tackles including 1.5 tackles for loss (-6) against New Mexico State ... Three stops including 1.5 tackles for loss (-6) and 0.5 sacks (-5) versus Vanderbilt ... Two tackles at LSU ... Registered two assisted tackles vs. Tennessee Tech... Recorded two solo tackles against Clemson in the Chick-fil-A Bowl.

HIGH SCHOOL — High School Coach: Otis Gray ... Totaled 76 tackles and eight sacks in his senior year after transferring to Dillard High School ... Tallied 24 sacks in his junior season at Bay Point High School, earning him FSWA All-State honors ... Named First-Team All-Broward county and 5A FSWA All-State honorable mention as a senior ... Ranked 34th among strong side defensive ends and 68th overall in the state of Florida by Rivals.com ... Selected to play in the Florida North/South All-Star game after his senior season ... Named to the *South Florida Sun-Sentinel's* Broward County All-Star team.

PERSONAL — Born Dec. 21, 1989 ... Son of Michael and Barbara Carter ... Major: Liberal Arts.

CARTER'S CAREER DEFENSIVE STATS

YEAR	G/GS	TT	UT	AT	TFL-YDS	QBS-YDS	FF/FR	PD	I/YDS
2007	13/0	16	8	8	4.0-23	1.5-16	0/0	1	0/0
2008	10/1	16	11	5	6.5-32	2.5-19	0/0	0	0/0
2009	9/6	27	13	14	4.5-28	1.5-14	0/0	0	0/0
Totals	32/7	59	32	27	15.0-83	5.5-49	0/0	1	0/0

CARTER'S CAREER GAME HIGH STATS

No.	Opponent	Date
Tackles	5	2x (last vs. Alabama)
Tackles for loss	3.0	UT Martin
Sacks	1.0	4x (last vs. Arkansas)

CARTER'S GAME-BY-GAME DEFENSIVE STATS

DATE	OPPONENT	TT	UT	AT	TFL-YDS	QBS-YDS
9/1/07	KANSAS STATE	0	0	0	0.0-0	0.0-0
9/8/07	SOUTH FLORIDA	3	2	1	1.0-11	1.0-11
9/15/07	MISSISSIPPI STATE	0	0	0	0.0-0	0.0-0
9/22/07	NEW MEXICO STATE	4	2	2	1.5-6	0.0-0
9/29/07	at Florida	0	0	0	0.0-0	0.0-0
10/6/07	VANDERBILT	3	1	2	1.5-6	0.5-5
10/13/07	at Arkansas	0	0	0	0.0-0	0.0-0
10/20/07	at LSU	2	1	1	0.0-0	0.0-0
10/27/07	OLE MISS	0	0	0	0.0-0	0.0-0
11/03/07	TENNESSEE TECH	2	0	2	0.0-0	0.0-0
11/10/07	at Georgia	0	0	0	0.0-0	0.0-0
11/24/07	ALABAMA	0	0	0	0.0-0	0.0-0
12/31/07	Clemson (Chick-fil-A)	2	2	0	0.0-0	0.0-0

DATE	OPPONENT	TT	UT	AT	TFL-YDS	QBS-YDS
8/30/08	LOUISIANA-MONROE	2	1	1	0.0-0	0.0-0
9/6/08	SOUTHERN MISS	1	1	0	0.0-0	0.0-0
9/13/08	MISSISSIPPI STATE	0	0	0	0.0-0	0.0-0
9/20/08	LSU	1	1	0	0.0-0	0.0-0
9/27/08	TENNESSEE	3	1	2	1.5-0	0.5-0
10/4/08	at Vanderbilt	2	1	1	0.0-0	0.0-0
10/11/08	ARKANSAS				DID NOT PLAY	
10/23/08	at West Virginia				DID NOT PLAY	
11/1/08	at Ole Miss	1	1	0	1.0-8	1.0-8
11/8/08	* TENNESSEE-MARTIN	3	3	0	3.0-21	1.0-11
11/15/08	GEORGIA	1	1	0	1.0-2	0.0-0
11/29/08	at Alabama	2	1	1	0.0-0	0.0-0

DATE	OPPONENT	TT	UT	AT	TFL-YDS	QBS-YDS
9/5/09	LOUISIANA TECH				DID NOT PLAY	
9/12/09	MISSISSIPPI STATE				DID NOT PLAY	
9/19/09	WEST VIRGINIA				DID NOT PLAY	
9/26/09	BALL STATE	3	2	1	0.0-0	0.0-0
10/3/09	at Tennessee	1	1	0	1.0-3	0.0-0
10/10/09	at Arkansas	1	1	0	1.0-8	1.0-8
10/17/09	* KENTUCKY	5	1	4	0.0-0	0.0-0
10/24/09	* at LSU	4	3	1	1.0-7	0.0-0
10/31/09	* OLE MISS	2	1	1	0.5-6	0.5-6
11/7/09	* FURMAN	2	0	2	0.5-2	0.0-0
11/14/09	* at Georgia	4	2	2	0.0-0	0.0-0
11/27/09	* ALABAMA	5	2	3	0.5-2	0.0-0



NEIL #19

CAUDLE QB

6-3 • 200 • Jr. • SQ
Hoover, Ala. (Spain Park)
Building Science

2009 — Appeared in four games ... Saw limited play in season opener vs. Louisiana Tech ... Had a pair of pass attempts wiped out by penalty vs. Mississippi State in limited action ... Against Ball State, hit 2-of-3 passes for 19 yards and scored on a 52-yard run in fourth quarter ... Threw first-career TD pass, a 1-yarder to Philip Lutzenkirchen, vs. LSU ... Hit 3-of-5 passes for 34 yards overall vs. LSU with a career-long completion of 17 yards, also to Lutzenkirchen ... Started second half vs. Furman and set career-highs in completions and attempts going 10-of-12 and in yardage, throwing for 117 yards ... Led Tigers on three scoring drives vs. Furman.

2008 — Played in two games, Louisiana-Monroe and UT Martin, completing 4-of-5 pass attempts for 32 yards ... Saw limited snaps in first game vs. Louisiana-Monroe ... Completed 4-of-5 passes for 32 yards vs. UT Martin.

2007 — Saw action in one game ... Attempted three passes in relief role against Tennessee Tech.

2006 — Redshirted ... Member of the National Society of Collegiate Scholars ... Auburn Football Top 10 Academic Team.

HIGH SCHOOL — High School Coach: Vince DiLorenzo ... Ranked as the nation's No. 7 pro-style quarterback and the No. 8 player in the state of Alabama by Rivals.com ... Rivals.com Rivals 250 ... Ranked as the No. 163 overall player in the country (No.



The Players



18 QB) and No. 44 in the Southeast by *Tom Lemming's Prep Football Report* ... Ranked No. 122 on ESPN.com's ESPN 150 and as its No. 10 quarterback ... Ranked as the No. 10 quarterback nationally by Scout.com ... Ranked No. 63 on Collegefootballnews.com's CFN Top 150 ... Ranked eighth on CFN's Top 30 quarterbacks ... Ranked No. 15 nationally among quarterbacks by *PrepStar* ... Ranks 40th on the *Mobile Register's* Super Southeast 120 list of prospects ... Selected to the EA Sports 2005 Elite 11 ... Rated No. 4 on the *Birmingham News* Super Senior 2006 ... Named to the *Atlanta Journal-Constitution* Super Southern 100 ... Injured during the third play of the second game of his senior year but he accounted for over 250 yards and four touchdowns in a victory over Auburn High in the season opener ... Before his injury, had passed for 224 yards, two touchdowns and one interception on 14-of-26 attempts, and added 51 yards rushing on six attempts ... Missed five games as a junior but still had 129 completions, 1,634 passing yards and 15 touchdowns, while rushing for 424 yards on 43 carries with five scores ... Named Spain Park's Offensive Back of the Year as a junior. ... Also played baseball at Spain Park and was named to the Birmingham All-Metro baseball team ... Won the Spain Park Leadership Award his senior year.

PERSONAL — Born May 19, 1988 ... Son of Keith and Teresa Caudle ... Major: Building Science.

CAUDLE'S CAREER PASSING STATS

YEAR	G/GS	CMP	ATT	PCT	YDS	INT	TD	LP/OPPONENT
2007	1/0	0	3	.000	---	1	---	---
2008	2/0	4	5	80.0	32	0	---	16/UT Martin
2009	5/0	15	20	75.0	170	1	1	22/Furman
Totals	8/0	19	28	67.9	202	2	1	22/Furman

CAUDLE'S GAME-BY-GAME PASSING STATS

DATE	OPPONENT	CMP	ATT	YDS	INT	TD	TD Pass
9/5/09	LOUISIANA TECH	0	0	0	0	0	--
9/12/09	MISSISSIPPI STATE	0	0	0	0	0	--
9/19/09	WEST VIRGINIA			DID NOT PLAY			
9/26/09	BALL STATE	2	3	19	1	0	--
10/3/09	at Tennessee			DID NOT PLAY			
10/10/09	at Arkansas			DID NOT PLAY			
10/17/09	KENTUCKY			DID NOT PLAY			
10/24/09	at LSU	3	5	34	0	1	1
10/31/09	OLE MISS			DID NOT PLAY			
11/7/09	FURMAN	10	12	117	0	0	--
11/14/09	at Georgia			DID NOT PLAY			
11/27/09	ALABAMA			DID NOT PLAY			



WADE #36
CHRISTOPHER LB

6-1 • 215 • So. • SQ
Vestavia Hills, Ala. (Vestavia Hills)
Pre-Medicine

2009 — Appeared in six games ... In first career action, made one assisted tackle in season opener vs. Louisiana Tech ... Recorded a QB hurry and one tackle vs. Ball State ... Saw playing time but did not record a tackle vs. Tennessee, Arkansas and Furman.

2008 — Did not play.

SPRING 2008 — Received the Top Freshman Grade Point Average award.

2007 — Saw limited action ... First collegiate playing time came against South Florida ... Also saw playing time against Tennessee Tech.

HIGH SCHOOL — High School Coach: Buddy Anderson ... Played tailback, line-backer and special teams.

PERSONAL — Born Feb. 16, 1989 ... Son of Lisa and Reid Christopher ... Has one brother, Ryan, 15 ... Grandfather Robert O'Connell played football at Florida State ... Major: Pre-Medicine.

CHRISTOPHER'S CAREER DEFENSIVE STATS

YEAR	G/GS	TT	UT	AT	TFL-YDS	QBS-YDS	FF/FR	PD	IYDS
2009	6/0	2	0	2	0.0-0	0.0-0	0/0	0	0/0

CHRISTOPHER'S GAME-BY-GAME DEFENSIVE STATS

DATE	OPPONENT	TT	UT	AT	TFL-YDS	QBS-YDS
9/5/09	LOUISIANA TECH	1	0	1	0.0-0	0.0-0
9/12/09	MISSISSIPPI STATE	0	0	0	0.0-0	0.0-0
9/19/09	WEST VIRGINIA				DID NOT PLAY	
9/26/09	BALL STATE	1	0	1	0.0-0	0.0-0
10/3/09	at Tennessee	0	0	0	0.0-0	0.0-0
10/10/09	at Arkansas	0	0	0	0.0-0	0.0-0
10/17/09	KENTUCKY				DID NOT PLAY	
10/24/09	at LSU				DID NOT PLAY	
10/31/09	OLE MISS				DID NOT PLAY	
11/7/09	FURMAN	0	0	0	0.0-0	0.0-0
11/14/09	at Georgia				DID NOT PLAY	
11/27/09	ALABAMA				DID NOT PLAY	



ZACH #98
CLAYTON DL

6-3 • 281 • Jr. • 2L
Opelika, Ala. (Opelika)
Finance

2009 — Appeared in six games ... Did not play in season opener vs. Louisiana Tech ... Recorded three tackles in first game of season vs. Mississippi State ... Had one solo tackle vs. West Virginia ... Against Ball State, had one TFL (minus 5 yards) to go with two total tackles ... Missed three games due to injury ... Returned vs. LSU, but saw limited action before leaving game in first half with injury ... Missed Ole Miss and Furman games with injury ... Saw limited time vs. Georgia but did not record a tackle ... Had one tackle and one QB hurry vs. Alabama.

2008 — Finished 15th in SEC in sacks per game (0.41) ... Played in 11 games with one start ... Totaled 22 tackles with 16 solo stops ... Finished with fourth-most TFLs on team with 7.5 and the second-most TFL yardage at minus 35 ... Also finished second on team with 4.5 sacks and the most sack yardage at minus 35 ... Registered a pair of solo TFLs (-4 yards) in season opener vs. Louisiana-Monroe ... Had one tackle, a 6-yard sack against Southern Miss ... Sack vs. USM was the first of career ... Picked up two solo tackles against Mississippi State ... Had one solo tackle vs. LSU ... Did not play vs. Tennessee ... Recorded 2.0 TFLs, including a sack, for minus 11 yards and finished with four total tackles (all solo) against Vanderbilt ... Had one assisted tackle vs. Arkansas ... Sacked QB Pat White for minus 15 yards and had two total tackles vs. West Virginia ... Registered a career-high five tackles, two solo, with half a sack for minus 1 yard vs. Ole Miss ... Started first career game vs. UT Martin, with one tackle and one QB hurry ... Played, but did not have a tackle vs. Georgia ... Against Alabama, had three tackles, two solo, with a sack (minus 3 yards).

2008 OUTDOOR TRACK — Qualified for the NCAA Outdoor Championships in the discus, finishing 19th ... Finished second in the discus at the Mideast Regional Championships with a personal-best throw of 58.49m (191-11) ... His mark ranks fifth in school history ... Finished sixth at the SEC Outdoor Championships with a mark of 55.97m (183-7), earning him a spot on the SEC All-Freshman Team ... Won the discus throw at the Tiger Track Classic.

2007 — Played in 10 of 13 games ... Saw first collegiate game action against Mississippi State ... Registered first career tackles vs. New Mexico State, compiling three total, all assisted ... Also had a TFL (.5) for minus two yards vs. NMSU ... Had two tackles vs. Vanderbilt ... Recorded three tackles, all solo, against Tennessee Tech.

2006 — Redshirted.

HIGH SCHOOL — High School Coach: Spencer McCracken ... Selected to the Alabama Sports Writers Association Class 6A All-State team ... Finished his senior season with 46 tackles, six sacks and five pass breakups ... Named the *Opelika-Auburn News'* 2005 Defensive Player of the Year ... Helped lead Opelika to the Class 6A state semifinals his senior year ... Also a track and field standout ... Won the 2005 Alabama Class 6A state discus and shot put championships ... Holds the Class 6A AHSAA state meet discus record.

PERSONAL — Born Jan. 1, 1988 ... Son of Auburn assistant track and field coach Jerry Clayton and Becky Clayton ... Major: Finance.



The Players



CLAYTON'S CAREER DEFENSIVE STATS

YEAR	G/GS	TT	UT	AT	TFL-YDS	QBS-YDS	FF/FR	PD	I/YDS
2007	10/0	8	4	4	0.5-2	0.0-0	0/0	0	0-0
2008	11/1	22	16	6	7.5-40	4.5-35	0/0	0	0-0
2009	6/0	7	3	4	1.0-5	0.0-0	0/0	0	0-0
Totals	27/1	37	23	14	9.0-47	4.5-35	0/0	0	0/0

CLAYTON'S GAME-BY-GAME DEFENSIVE STATS

DATE	OPPONENT	TT	UT	AT	TFL-YDS	QBS-YDS
8/30/08	LOUISIANA-MONROE	2	2	0	2.0-4	0-0
9/6/08	SOUTHERN MISS	1	1	0	1.0-6	1.0-6
9/13/08	MISSISSIPPI STATE	2	2	0	0.0-0	0.0-0
9/20/08	LSU	1	1	0	0.0-0	0.0-0
9/27/08	TENNESSEE	DID NOT PLAY				
10/4/08	at Vanderbilt	4	4	0	2.0-11	1.0-10
10/11/08	ARKANSAS	1	0	1	0.0-0	0.0-0
10/23/08	at West Virginia	2	2	0	1.0-15	1.0-15
11/1/08	at Ole Miss	5	2	3	0.5-1	0.5-1
11/8/08	* TENNESSEE-MARTIN	1	0	1	0.0-0	0.0-0
11/15/08	GEORGIA	0	0	0	0.0-0	0.0-0
11/29/08	at Alabama	3	2	1	1.0-3	1.0-3

DATE	OPPONENT	TT	UT	AT	TFL-YDS	QBS-YDS
9/5/09	LOUISIANA TECH	DID NOT PLAY				
9/12/09	MISSISSIPPI STATE	3	1	2	0.0-0	0.0-0
9/19/09	WEST VIRGINIA	1	1	0	0.0-0	0.0-0
9/26/09	BALL STATE	2	1	1	1.0-5	0.0-0
10/3/09	at Tennessee	DID NOT PLAY				
10/10/09	at Arkansas	DID NOT PLAY				
10/17/09	KENTUCKY	DID NOT PLAY				
10/24/09	at LSU	0	0	0	0.0-0	0.0-0
10/31/09	OLE MISS	DID NOT PLAY				
11/7/09	FURMAN	DID NOT PLAY				
11/14/09	at Georgia	0	0	0	0.0-0	0.0-0
11/27/09	ALABAMA	1	0	1	0.0-0	0.0-0

COLE'S GAME-BY-GAME DEFENSIVE STATS

DATE	OPPONENT	TT	UT	AT	TFL-YDS	QBS-YDS
9/5/09	LOUISIANA TECH	2	1	1	0.0-0	0.0-0
9/12/09	MISSISSIPPI STATE	0	0	0	0.0-0	0.0-0
9/19/09	WEST VIRGINIA	DID NOT PLAY				
9/26/09	BALL STATE	DID NOT PLAY				
10/3/09	at Tennessee	DID NOT PLAY				
10/10/09	at Arkansas	DID NOT PLAY				
10/17/09	KENTUCKY	DID NOT PLAY				
10/24/09	at LSU	DID NOT PLAY				
10/31/09	OLE MISS	DID NOT PLAY				
11/7/09	FURMAN	DID NOT PLAY				
11/14/09	at Georgia	DID NOT PLAY				
11/27/09	ALABAMA	0	0	0	0.0-0	0.0-0



ANTONIO #52
COLEMAN DE
6-3 • 261 • Sr. • 3L
Mobile, Ala. (Williamson)
Graduate

CAREER — Third in career sacks with with 23.5 ... Needs 2.5 sacks to tie Quentin Groves (2004-07) and Gerald Robinson (1982-85) for first in AU history with 26.0 sacks ... Has started 23 of the last 23 games played (missed UT Martin game in '08 due to injury) ... Has two touchdown returns, one fumble (vs. Kansas State 9/1/07) and one interception (vs. Miss. State 9/12/09).

2009 — Associated Press First-Team All-SEC ... Coaches' First-Team All-SEC ... Named to Rotary Lombardi Defensive Lineman Award watch list, Chuck Bednarik Defensive Player of the Year Award watch list, Ted Hendricks Defensive End of the Year watch list and Lowe's Senior CLASS Award watch list ... Leads SEC/33rd in NCAA in sacks, 9.0 ... Leads SEC/28th in NCAA in TFLs, 15.5 ... Phil Steele's Third-Team Midseason All-America and First-Team Midseason All-SEC ... SEC Defensive Lineman of the Week (11/2) ... Started all 12 games ... Recorded 2.5 TFLs with 1.0 sack and seven total tackles in season opener vs. Louisiana Tech ... Against Mississippi State, scored on 20-yard INT return to give AU a 14-0 lead ... INT was first of career ... Also had three tackles vs. Mississippi State ... Finished with 1.0 sack (minus 2 yards), 1.5 TFLs (minus 5 yards), one recovered fumble and one QB hurry to go with six total tackles vs. West Virginia ... Against Ball State, had half a sack (minus 3 yards), one pass break-up, one QB hurry to go with three total tackles ... Did not record a tackle vs. UT, snapping streak of 18 consecutive games with at least one tackle ... Against Kentucky, broke up a pass, had half a TFL and five total stops ... Against LSU, registered 2.0 TFLs (minus 7 yards), 1.0 sacks (minus 6 yards) and six total tackles ... Tied career-high with 2.0 sacks (minus 11 yards) and 4.0 TFLs (minus 15 yards) vs. Ole Miss ... Also blocked PAT attempt, forced a fumble, broke up one pass and recorded four QB hurries vs. Rebels ... In one half of play vs. Furman, had a sack (minus 14 yards), 1.5 TFLs (minus 16 yards), a pass break-up, one QB hurry and two tackles ... Against Georgia, finished with a sack (minus 6 yards), a pass break-up and four total tackles ... Against Alabama, had 1.5 QB sacks (minus 4 yards), 2.0 TFLs (minus 6 yards), two QB hurries and four total tackles ... Has 6.5 sacks in last five games.

2008 — Coaches' All-SEC First Team ... Associated Press All-SEC First Team ... Phil Steele's All-SEC First Team ... Named SEC Defensive Lineman of the Week (9-29) for performance against Tennessee ... Finished seventh in SEC, 59th in NCAA, in sacks per game (0.55), 12th in SEC, 96th in NCAA, in TFLs per game (0.95) ... Played in 11 games, all starts ... Finished with seventh-most tackles on team with 46 ... Led team with 10.5 TFLs and 6.0 sacks ... In season opener vs. Louisiana-Monroe, registered two TFLs (-7), one QB sack (-5), two QB hurries and one forced fumble that was returned for a TD by Michael Goggans ... Recorded a sack, a QB hurry and six total tackles in victory against Southern Miss ... Had one tackle, a 7-yard QB sack vs. Mississippi State ... Registered three tackles, two solo, including 1.5 TFLs for minus three yards vs. LSU ... Also had four QB hurries vs. LSU ... Had four total tackles, three solo, including 1.5 TFLs (minus 7 yards) and 1.0 sacks (minus 4 yards) vs. Tennessee ... Against Vanderbilt, had five tackles (four solo) but did not register a TFL for the first time this season ... Recorded five tackles, four solo, including 2.0 TFLs for minus 3 yards, 1.0 sacks for minus 2 yards and four QB hurries against Arkansas ... Led team with six tackles, five solo, vs. West Virginia ... Also had a sack for minus seven



DREW #20
COLE DB
5-11 • 182 • So. • 1L
Picayune, Miss. (HS)
Liberal Arts

2009 — Appeared in three games, missing nine games to injury ... Recorded two tackles in season opener vs. Louisiana Tech ... Also so playing time vs. Mississippi State and Alabama.

2008 — Played in 11 games on special teams with three total tackles ... Totaled two assisted tackles in season opener vs. Louisiana-Monroe ... Had one solo stop vs. Southern Miss.

HIGH SCHOOL — Had 60 tackles, 16 pass break-ups and five interceptions as a senior, while also rushing for 821 yards and 10 touchdowns ... Named to the Class 4A All-State First Team ... Named to the All-State second team by the Clarion-Ledger ... Earned Class 4A First Team All-State honors as a junior after collecting 59 tackles, 16 pass breakups and one interception ... Offensively as a junior, had 82 carries for 601 yards and nine scores ... Sophomore season collected 51 tackles and two interceptions ... Ranked No. 63 nationally among cornerbacks by Rivals.com ... Ranked No. 128 nationally among cornerbacks by Scout.com ... The No. 25-ranked prospect from Mississippi by SuperPrep ... Named to PrepStar's All-Southeast Region team ...

PERSONAL — Born Feb. 28, 1989 ... Son of Milton Cole and Amanda Walker ... Brother, Milt, was a senior tight end for LSU in 2007. Major: Liberal Arts.

COLE'S CAREER DEFENSIVE STATS

YEAR	G/GS	TT	UT	AT	TFL-YDS	QBS-YDS	FF/FR	PD	I/YDS
2008	11/0	3	1	2	0.0-0	0.0-0	0/0	0	0-0
2009	3/0	2	1	1	0.0-0	0.0-0	0/0	0	0-0
Totals	14/0	5	2	3	0.0-0	0.0-0	0/0	0	0-0

yards and half a TFL for minus 1 yard vs. WVA ... Had five tackles, two solo, with one QB hurry vs. Ole Miss ... Against Alabama, had three assisted tackles and one pass break-up ... Finished tied for fifth in SEC in sacks per game (0.55), and ninth in TFLs per game (0.95).

2007 — Rivals.com Second Team All-SEC ... Named SEC Defensive Lineman of the Week (Oct. 29) for his performance vs. Ole Miss ... Led team with 18.5 (-84) TFLs and 8.5 (-54) quarterback sacks ... In last nine games of season had 14.5 tackles for loss (-64) ... Had at least one TFL in nine of 13 games and multiple TFL games seven times ... Fourth in SEC in tackles for loss (18.5) and tied for fifth in sacks (8.5) ... Had three or more tackles in seven of 13 games ... Made first career start in Vanderbilt game, tallying three stops including two tackles for loss (-7) ... Celebrated 21st birthday by recovering a fumble and returning it 34 yards with 1:11 remaining in the fourth quarter to seal 23-13 come-from-behind victory against Kansas State ... Had three tackles in South Florida loss, including first career quarterback sack (-12) ... Talled two tackles, including quarterback sack (-4) against Mississippi State ... Notched five tackles, two tackles for loss (-4) and quarterback sack (-2) against New Mexico State ... Recorded a TFL and sack in three consecutive games in Sept., tallying 4.0 tackles for loss (-20) and 3.0 quarterback sacks (-18) during last three contests ... Three tackles, two for loss (-15) and one sack (-9) at Arkansas ... Set career highs vs. Georgia with eight tackles, all solo, and 4.0 tackles for loss ... Had one QB hurry and one pass break up to go with two tackles vs. Alabama... Recorded two tackles with 1.5 (-6) sacks against Clemson in the Chick-fil-A Bowl.

2006 — Finished with 18 tackles and six quarterback hurries ... Totaled three solo tackles against Nebraska in the Cotton Bowl ... Finished with two tackles against Alabama, including one for loss (-3) ... Posted two solo tackles against Georgia ... Finished with two tackles and two quarterback hurries against Arkansas State ... Posted two tackles, including one solo, against Florida ... Credited with a team-leading two quarterback hurries against LSU ... Played in his first career game against Washington State and made three solo tackles.

2005 — Redshirted.

HIGH SCHOOL — High School Coach: Bobby Parrish ... Garnered 147 tackles and 23 sacks as a senior ... Led his team to a 10-3 record and to the quarterfinals of the playoffs ... *Birmingham News* Super Seniors ... All-State honors ... Alabama Sports Writers Association's Super 12 ... *Mobile Register* Super Southeast 120 ... *SuperPrep* Dixie Team ... *PrepStar* All-Region ... Awarded honorable mention All-Southern Football Team by the *Orlando Sentinel* ... *Montgomery Advertiser* All-State football team ... Alabama Sports Writers Association 5A Lineman of the Year ... Scout.com top 75 Defensive Ends ... Rivals.com Outside Linebackers Top 50 ... Rivals.com Alabama Top 25 ... Also played basketball and ran track.

PERSONAL — Born Sept. 1, 1986 ... Son of Olivia Coleman ... Graduated in December 2008 with a degree in Criminology ... Currently pursuing a second degree in Health Promotions.

COLEMAN'S CAREER DEFENSIVE STATS

YEAR	G/GS	TT	UT	AT	TFL-YDS	QBS-YDS	FF/FR	PD	IYDS
2006	13/0	18	14	4	1.0-3	0.0-0	0/0	0	0/0
2007	13/8	38	29	9	18.5-84	8.5-54	1/1	3	0/0
2008	11/11	46	29	17	10.5-43	1.0-33	1/0	1	0/0
2009	12/12	45	20	25	15.5-68	9.0-53	1/1	5	1/20
Totals	49/31	147	92	55	45.5-198	23.5-140	3/2	9	1/20

COLEMAN'S CAREER GAME HIGH STATS

	No.	Opponent	Date
Tackles	8	Georgia	11/10/07
Tackles for loss	4.0	2x (last vs. Ole Miss)	10/31/09
Sacks	2.0	2x (last vs. Ole Miss)	10/31/09

COLEMAN'S GAME-BY-GAME DEFENSIVE STATS

DATE	OPPONENT	TT	UT	AT	TFL-YDS	QBS-YDS
9/2/06	WASHINGTON STATE	3	3	0	0.0-0	0.0-0
9/9/06	at Mississippi State	1	1	0	0.0-0	0.0-0
9/16/06	LSU	0	0	0	0.0-0	0.0-0
9/23/06	BUFFALO	1	0	1	0.0-0	0.0-0
9/28/06	at South Carolina	1	0	1	0.0-0	0.0-0
10/7/06	ARKANSAS	0	0	0	0.0-0	0.0-0
10/14/06	FLORIDA	2	1	1	0.0-0	0.0-0
10/21/06	TULANE	0	0	0	0.0-0	0.0-0
10/28/06	at Ole Miss	1	0	1	0.0-0	0.0-0
11/4/06	ARKANSAS STATE	2	2	0	0.0-0	0.0-0
11/11/06	GEORGIA	2	2	0	0.0-0	0.0-0
11/18/06	at Alabama	2	2	0	1.0-3	0.0-0
1/1/07	vs. Nebraska (Colton)	3	3	0	0.0-0	0.0-0

DATE	OPPONENT	TT	UT	AT	TFL-YDS	QBS-YDS
9/1/07	KANSAS STATE	0	0	0	0.0-0	0.0-0
9/8/07	SOUTH FLORIDA	3	2	1	1.0-12	1.0-12
9/15/07	MISSISSIPPI STATE	2	2	0	1.0-4	1.0-4
9/22/07	NEW MEXICO STATE	5	3	2	2.0-4	1.0-2
9/29/07	at Florida	2	1	1	0.0-0	0.0-0
10/6/07	* VANDERBILT	3	2	1	2.0-7	0.0-0
10/13/07	* at Arkansas	3	3	0	2.0-15	1.0-9
10/20/07	* at LSU	4	3	1	2.0-3	0.0-0
10/27/07	* OLE MISS	4	3	1	3.0-18	2.0-12
11/3/07	* TENNESSEE TECH	0	0	0	0.0-0	0.0-0
11/10/07	* at Georgia	8	8	0	4.0-15	1.0-9
11/24/07	* ALABAMA	2	1	1	0.0-0	0.0-0
12/31/07	vs. Clemson (Chick-fil-A)	2	1	1	1.5-6	1.5-6

DATE	OPPONENT	TT	UT	AT	TFL-YDS	QBS-YDS
8/30/08	* LOUISIANA-MONROE	5	4	1	2.0-7	1.0-5
9/6/08	* SOUTHERN MISS	6	2	4	1.0-8	1.0-8
9/13/08	* MISSISSIPPI STATE	1	1	0	1.0-7	1.0-7
9/20/08	* LSU	3	2	1	1.5-3	0.0-0
9/27/08	* TENNESSEE	4	3	1	1.5-7	1.0-4
10/4/08	* at Vanderbilt	5	4	1	0.0-0	0.0-0
10/11/08	* ARKANSAS	5	4	1	2.0-3	0.0-0
10/23/08	* at West Virginia	6	5	1	1.5-8	1.0-7
11/1/08	* at Ole Miss	5	2	3	0.0-0	0.0-0
11/8/08	TENNESSEE-MARTIN				DID NOT PLAY	
11/15/08	* GEORGIA	3	2	1	0.0-0	0.0-0
11/29/08	* at Alabama	3	0	3	0.0-0	0.0-0

DATE	OPPONENT	TT	UT	AT	TFL-YDS	QBS-YDS
9/5/09	* LOUISIANA TECH	7	4	3	2.5-10	1.0-7
9/12/09	* MISSISSIPPI STATE	3	0	3	0.0-0	0.0-0
9/19/09	* WEST VIRGINIA	6	3	3	1.5-5	1.0-2
9/26/09	* BALL STATE	3	1	2	0.5-3	0.5-3
10/3/09	* at Tennessee	0	0	0	0.0-0	0.0-0
10/10/09	* at Arkansas	0	0	0	0.0-0	0.0-0
10/17/09	* KENTUCKY	5	2	3	0.5-0	0.0-0
10/24/09	* at LSU	6	1	5	2.0-7	1.0-6
10/31/09	* OLE MISS	5	4	1	4.0-15	2.0-11
11/7/09	* FURMAN	2	1	1	1.5-16	1.0-14
11/14/09	* at Georgia	4	2	2	1.0-6	1.0-6
11/27/09	* ALABAMA	4	2	2	2.0-6	1.5-4



JARED #79
COOPER OL
 6-4 • 3295 • So. • SQ
 Brewton, Ala. (W.S. Neal)
 History in Education

CAREER — Has appeared in 18 games.

2009 — Has seen playing time in every game on special teams ... Had four knock-down blocks in extended playing time vs. Furman.

2008 — Saw limited playing time in six games ... Logged snaps against Louisiana Monroe in season opener, West Virginia and UT-Martin in non-conference action ... Saw playing time in league action against Ole Miss, Georgia and Alabama.

2007 — Redshirted

HIGH SCHOOL — High School Coach: Blaine Hathcock ... Gave up just one sack in 12 games and graded out at over 90 percent his senior season ... Named ASWA Class 4A Lineman of the Year in 2006 ... Earned *Birmingham News* Super All-State honors ... Listed as the No. 9 prospect in the state of Alabama by the *Birmingham News* ... Selected by the AHSAA to play in the Alabama North/South All-Star game as a junior ... Ranked No. 41 at offensive guard by Espn.com ... Selected to the *Orlando Sentinel's* All-Southern Football Team in 2006 ... Ranked 12th in the *Birmingham News* "Super Seniors" list before the 2006 campaign ... Participated in the Alabama Junior All-Star game after the 2005 season ... Maintained a perfect 4.0 GPA.

PERSONAL — Born September 4, 1988 ... Son of Sue and Keith Cooper ... Major: History in Education.



The Players



CLAYTON CROFOOT #96 DS

6-6 • 191 • Sr. • 1L
Orlando, Fla. (The First Academy)
Supply Chain Management-Business

2009 — Holder on all field goal and PAT's ... Awarded scholarship by coaching staff.
2008 — Holder on all field goal and PAT attempts ... Tigers were 23-of-25 on PAT and 11-of-20 on FG attempts.
2007 — Did not play.
HIGH SCHOOL — High School Coach: Dale Salapa.
PERSONAL — Born Sept. 15, 1986 ... Son of Kelley and Kroy Crofoot ... Brother Chas was a deep snapper at Auburn (2004-05) and brother Ike was a deep snapper at South Carolina ... Major: Supply Chain Management-Business.



JOHN CUBELIC #86 WR

6-0 • 207 • Sr. • SQ
Birmingham, Ala. (Oak Mountain)
Communications

2009 — Saw playing time vs. Furman ... Awarded scholarship by coaching staff.
2008 — Did not play.
2007 — Appeared in one game, seeing time against Tennessee Tech ... Recorded one assisted tackle on special teams vs. Tennessee Tech.
HIGH SCHOOL — High School Coach: Jerry Hood ... Played wide receiver, free safety and special teams.
PERSONAL — Born Aug. 17, 1987 ... Son of Cathy and Tom Cubelic ... Has one brother, Cole, 28, and one sister, Bree, 21 ... Brother Cole was an offensive lineman for Auburn from 1997-2000 ... Major: Communications.



JOHN DOUGLAS #30 RB

6-2 • 241 • So. • RS
Augusta, Ga. (St. Thomas Aquinas)
Exercise Science

2009 — Appeared in 11 games ... Saw playing time in season opener vs. Louisiana Tech but did not record a rush ... Also saw playing time vs. Mississippi State ... Did not play vs. Alabama.
2008 — Started at fullback in season opener vs. ULM and suffered injury, missing all but two games the remainder of the season ... Saw limited snaps vs. UT-Martin and West Virginia.
2007 — Redshirted
HIGH SCHOOL — High School Coach: Jim Conner ... Primarily played offense but also saw time on the defensive side of the ball ... Named Class A All-State honorable mention by the *Atlanta Journal-Constitution* and the Georgia Sports Writers Association in 2006 ... Selected to the 2006 All-Star football team by the Georgia Athletic Coaches Association ... Played in the Georgia North-South All-Star game after

his senior season ... Ranked No. 5 nationally among fullbacks and the No. 27 overall recruit in Georgia by Rivals.com ... Slated as the No. 8 fullback recruit in the nation by Espn.com ... Selected to the *Augusta Chronicle's* "Dream 16" before the 2006 season.

PERSONAL — Born June 14, 1989 ... Son of Maggie and Pat Douglas ... Major: Exercise Science.

DOUGLAS' CAREER RUSHING STATS

YEAR	G/GS	NO	YDS	AVG	TD	LPI/OPPONENT
2009	11/0	0	0	0.0	0	--



CLINTON DURST #97 P

6-1 • 191 • Sr. • 1L
Destin, Fla. (Ft. Walton Beach)
Marketing-Business

CAREER — Awarded scholarship by coaching staff during 2009 fall camp.
2009 — 8th in SEC/58th in NCAA in punting, 40.7 ypp ... *Phil Steele's Third-Team Midseason All-SEC* ... Appeared in 12 games ... Averaged 41.0 yards on two punts in season opener vs. Louisiana Tech ... Put one punt inside the 20-yard line vs. Tech ... Against Mississippi State, punted four times for 36.0 yard average and put two punts inside 20-yard line ... Averaged 44.0 yards on five punts vs. West Virginia with a long of 50 yards ... Against Ball State, punted twice for 43.5 ypp average ... Averaged 43.6 ypp on five attempts vs. Tennessee ... Pinned two punts inside 20-yard line vs. UT ... Had season long punt of 52 yards vs. UT ... Against Arkansas, averaged 39.0 yards on seven punts with a long of 52 yards ... Punted seven times against Kentucky for a 35.7 average, including a season-long punt of 54 yards ... Put one punt inside the 20-yard line vs. UK ... Against LSU, punted seven times for a 39.7 yard average ... Equaled career-best with 58-yard punt vs. LSU and pinned three punts inside the 20-yard line ... Against Ole Miss, pinned two punts inside the 20-yard line and averaged 42.0 yards on six punts ... Had long punt of 55 yards vs. Rebels ... Against Furman, averaged 45.5 yards on two punts and pinned one inside the 20-yard line ... Had strong showing vs. Georgia, pinning three punts inside the 20-yard line, with two landing inside the 5-yard line ... Averaged 48.0 ypp vs. UGA with a long of 54 yards ... Pinned two punts inside the 20-yard line and averaged 40.0 ypp vs. Alabama ... *Has at least one punt of 50 yards or more in nine of 12 games.*

2008 — *Phil Steele's All-SEC Third-Team Defense as Punter* ... Finished fifth in SEC and 26th in NCAA with 42.1 ypp average ... Played in 11 games ... Finished with second-most single-season punt yardage in AU history with 2,947 yards ... Tied for most punts in a single-season with 70 with Lewis Colbert (1982) ... Punted seven times in season opener vs. Louisiana-Monroe, marking his first game of organized football ... Averaged 43.4 yards per kick vs. ULM with a long of 58 and four punts pinned inside the 20-yard line ... Punted five times for 44.2 ypk average with a long of 53 yards vs. Southern Miss ... Punted a career-high seven times for a 43.6 ypk average vs. Mississippi State ... Had three punts inside the 20-yard line and one touchback vs. MSU ... Did not play vs. LSU ... Punted nine times for 43.7 avg. vs. Tennessee ... Pinned two punts inside the 20-yard line and had a long of 51 yards vs. Vols ... Had a 40.6 average on nine punts with two inside the 20 against Vanderbilt ... Recorded a 48.6 ypp average on five punts vs. Arkansas ... Punted six times vs. West Virginia for a 34.0 average ... Had two punts inside the 20 vs. WVA ... Punted seven times, averaging 40.1 ypp and pinned one inside the 20 vs. Ole Miss ... Punted one time for 20 yards vs. UT Martin ... Against Georgia, averaged 45.6 yards on five punts with one landing inside the 20 ... Against Alabama, punted nine times for a 42.6 average with two punts inside the 20 and a long punt of 51 yards.

SPRING 2008 — Named Special Teams MVP of A-Day game after averaging 48.3 yards on three punts with a long punt of 55 yards.

2007 — Redshirted

JUNIOR COLLEGE — Attended Southern Union (Ala.) for a year ... Did not play football.

HIGH SCHOOL — High School Coach: Mike Owens ... Played soccer at Fort



The Players



Walton Beach High School but did not play football ... Member of National Honors Society.

PERSONAL — Born Oct. 28, 1986 ... Son of Beth and Justin Durst ... Brother, Justin, played collegiate soccer and professional soccer for the LA Galaxy ... Major: Marketing-Business.

DURST'S CAREER PUNTING STATS

YEAR	G	NO	YDS	AVG	IN20	LP/OPPONENT
2008	11	70	2947	42.1	18	58/Louisiana-Monroe
2009	12	58	2359	40.7	18	58/LSU
Totals	23	128	5306	41.5	36	58/LSU


DURST'S CAREER GAME HIGH STATS

	No.	Opponent	Date
Punts	9	3x (last at Alabama)	11/29/08
IN 20	4	Louisiana-Monroe	8/30/08

DURST'S GAME-BY-GAME PUNTING STATS

DATE	OPPONENT	NO	YDS	AVG	IN20	Long
8/30/08	LOUISIANA-MONROE	7	304	43.4	4	58
9/6/08	SOUTHERN MISSISSIPPI	5	221	44.2	0	53
9/13/08	at Mississippi State	7	305	43.6	3	50
9/20/08	LSU	DID NOT PLAY				
9/27/08	TENNESSEE	9	393	43.7	2	51
10/4/08	at Vanderbilt	9	365	40.6	2	49
10/11/08	ARKANSAS	5	243	48.6	1	53
10/23/08	at West Virginia	6	204	34.0	2	54
11/1/08	at Ole Miss	7	281	40.1	0	53
11/8/08	TENNESSEE-MARTIN	1	20	20.0	0	20
11/15/08	GEORGIA	5	228	45.6	1	56
11/29/08	at Alabama	9	383	42.6	2	51

DATE	OPPONENT	NO	YDS	AVG	IN20	Long
9/5/09	LOUISIANA TECH	2	82	41.0	1	47
9/12/09	MISSISSIPPI STATE	4	144	36.0	2	45
9/19/09	WEST VIRGINIA	5	220	44.0	1	50
9/26/09	BALL STATE	2	87	43.5	0	50
10/3/09	at Tennessee	5	218	43.6	2	52
10/10/09	at Arkansas	7	273	39.0	0	52
10/17/09	KENTUCKY	7	250	35.7	1	54
10/24/09	at LSU	7	278	39.7	3	58
10/31/09	OLE MISS	6	252	42.0	2	55
11/7/09	FURMAN	2	91	45.5	1	49
11/14/09	at Georgia	3	144	48.0	3	54
11/27/09	ALABAMA	8	320	40.0	2	51



#53

OL

BART EDDINS
6-4 • 297 • Jr. • 2L
Montgomery, Ala. (Trinity Presbyterian)
Agriculture Economics

CAREER — Has appeared in 25 games with one start.

2009 — Appeared in 10 games with one start ... Saw playing time in season opener vs. Louisiana Tech and SEC opener vs. Mississippi State ... Had one knockdown block vs. Mississippi State ... Totaled two knockdown blocks vs. Ball State ... In first career start, totaled a team-high eight knockdown blocks against Tennessee ... Had one knockdown block in limited duty vs. Furman ... Is part of line that has allowed 18 sacks in 331 pass attempts this season.


2008 — Played in all 12 games ... Saw limited action in season opener vs. Louisiana-Monroe, grading 89 percent on 16 snaps ... Graded at 83 percent overall on 10 snaps vs. UT Martin.

2007 — Saw limited action, appearing in three games ... First collegiate playing time came against New Mexico State ... Also saw playing time vs. Vanderbilt and Tennessee Tech.

2006 — Redshirted.

HIGH SCHOOL — High School Coach: Randy Ragsdale ... Selected to play in the 2006 U.S. Army All-American Bowl, serving as an East team captain ... Class 4A Mr. Football finalist as a senior ... Had 94 tackles his senior season ... Totaled six tackles and two tackles for loss in the 2005 state championship game ... Selected to the 2005 Alabama Sports Writers Association Super 12 team and the Class 4A All-State team ... Ranked No. 5 on the *Birmingham News* Super Senior 2006 ... Named to the *Orlando Sentinel's* All-Southern Team for 2005 ... Selected to play in the Alabama North-South Game as a senior ... Recorded 111 tackles including 20 tackles for loss in his junior season ... Helped Trinity Presbyterian to the Class 4A state title his sophomore year ... A five-star recruit who ranked as the No. 7 defensive tackle by Scout.com ... Ranked No. 47 in the Scout.com South Hot 100 ... Ranked No. 17 among defensive tackles and as the No. 11 player in the state of Alabama by Rivals.com ... Rivals.com Rivals 250 ... Ranked as the No. 62 player in the Southeast by Tom Lemming's Prep Football Report ... Ranked 45th on the *Mobile Register's* Super Southeast 120 list of prospects ... Named to the *Atlanta Journal-Constitution* Super Southern 100 ... Ranked fifth among Collegefootballnews.com's Top 40 defensive tackles.

PERSONAL — Born Sept. 4, 1987 ... Son of former Auburn standout Liston Eddins (1973-75) and Nancy Eddins ... Brother Bret was a defensive end for the Auburn Tigers from 2001-04 ... Major: Agriculture Economics.



#94


DL

NOSA EGUAE
6-2 • 244 • Fr. • HS
Mansfield, Texas (Summit)
Undecided

2009 — Did not play due to injury.

HIGH SCHOOL — High School Coach: Kyle Geller ... As a senior, had 67 tackles, including 14.5 for loss and six sacks, recovered three fumbles and forced two fumbles ... As a junior, collected 76 tackles, including 18 tackles for loss and seven sacks, and intercepted a pass ... Named to the All-District 4-5A Second Team as a senior ... Named a PrepStar All-American ... Ranked 17th among strongside defensive ends and 60th on the Texas Postseason Top 100 by Rivals.com ... Listed as the nation's No. 65 defensive end by ESPN.com/Scouts, Inc. ... Listed as the No. 76 prospect from Texas by SuperPrep ... Named the No. 26 local prospect by the Dallas Morning News.

PERSONAL — Born Aug. 15, 1991 ... Son of Sam Eguae.



#4

SS

ZAC ETHERIDGE
6-0 • 212 • Jr. • 2L
Troy, Ala. (Charles Henderson)
Public Administration

2009 — Started 33 consecutive games before suffering season-ending neck injury vs. Ole Miss ... *31st in SEC in tackles per game, 5.8 tpg* ... Appeared in nine games, all starts, before injury ... Tied for team lead with eight tackles in season opener vs. Louisiana Tech ... Six tackles were solo ... Also had one QBH and half a TFL (minus 2 yards) ... Tied for team lead with eight tackles, six solo, vs. Mississippi State ... Recorded 1.0 TFL for minus 7 yards to go with three total tackles vs. West Virginia ... Against Ball State, forced and recovered fumble to go with three total tackles ... Tallied six tackles, with five solo stops, in win over Tennessee ... Broke up one pass and registered seven tackles, all solo, vs. Arkansas ... Against Kentucky, totaled seven tackles, five solo, with career-best 1.5 TFLs ... Against LSU, forced one fumble, had half a TFL (minus 1 yard) and totaled



The Players



seven tackles ... Totaled three tackles vs. Ole Miss before leaving with injury ... Of 52 total tackles this season, 36 were solo.

2008 — Finished 17th in SEC in tackles per game (6.2) ... Started all 12 game at strong safety ... Finished with team-high 75 tackles to go with one interception, three pass break-ups and one QB hurry ... Started season opener vs. Louisiana-Monroe and recorded three tackles, two solo ... Snagged first career interception, coming in fourth quarter vs. Southern Miss ... Also had five tackles, two solo, vs. Golden Eagles ... Broke up one pass and had one solo tackle vs. Mississippi State ... Matched career high and tied for team best with eight tackles, three solo, vs. LSU ... Had six tackles, two solo, with 1.0 TFL for minus 6 yards vs. Tennessee ... Tied career high and finished second on team with eight tackles, five solo, against Vanderbilt ... Broke up one pass and had three tackles, one solo, vs. Arkansas ... Registered five tackles, four solo, vs. West Virginia ... Led the team with a career-best 10 tackles, five solo, vs. Ole Miss ... Broke up a pass and had six tackles, four solo, vs. UT Martin ... Against Georgia, led team with nine tackles, five solo, and had half a TFL and one QB hurry ... Against Alabama, led team with a career-high 11 tackles, with four solo stops.

2007 — *Sporting News Second Team Freshman All-America ... Collegefootballnews.com's Freshman All-America Third Team ... Coaches' All-SEC Freshman Team ... Rivals.com Second team Freshman All-America Team and Scout.com Honorable Mention Freshman All-America ... Started 12 of 13 games at safety position ... Tied for second on team with five PBU's ... Second on team in tackles with 65 stops ... Had 32 tackles including 20 solo in last six games played ... Had at least five tackles in nine of 13 games ... Made the most of first career start at Auburn by leading team with eight tackles, including six solo stops against Kansas State ... Six tackles, half TFL and a pass break up against South Florida ... Finished with four tackles and a fumble recovery against Mississippi State ... Fumble recovery came on kickoff coverage, which set up an Auburn touchdown late in the first half ... Five stops against New Mexico State, including a forced fumble that resulted in a Pat Sims 21-yard touchdown run ... Named Coaches' Co-Defensive Player of the Game for his efforts against New Mexico State ... Second on team with six tackles at Florida ... Four stops at home against Vanderbilt along with first-career sack (-6) ... Had six tackles in loss at LSU ... Registered five tackles, three solo, with one PBU vs. Georgia ... Totaled six tackles, three solo, vs. Alabama ... Led the team with eight tackles, six solo, in the Chick-fil-A Bowl versus Clemson.*

2006 — Appeared in three games ... Saw action against Washington State, Mississippi State and LSU.

HIGH SCHOOL — High School Coach: Hugh Fountain ... As a senior, totaled 89 tackles, including 65 solo stops, and 14 pass breakups, three interceptions, six forced fumbles and two fumble recoveries ... Also had 325 rushing yards and five touchdowns, 225 receiving yards with three scores and 175 total return yards ... Named All-State and a member of the 2006 Super 12 by the *Dothan Eagle* as a senior ... As a junior, tallied 65 tackles and seven interceptions, returning one for a touchdown while also hauling in a 30-yard touchdown ... Ranked No. 31 nationally among cornerbacks and as the No. 15 player in the state of Alabama by Rivals.com ... Ranked No. 27 in Rivals.com Preseason Alabama Top 40 ... Ranked No. 49 nationally at the safety position by ESPN.com.

PERSONAL — Born July 6, 1988 ... Son of Donald and Cassandra Kelly ... Major: Public Administration.

ETHERIDGE'S CAREER DEFENSIVE STATS


YEAR	G/GS	TT	UT	AT	TFL-YDS	QBS-YDS	FF/FR	PD	INT-YDS
2006	3/0	0	0	0	0.0-0	0.0-0	0/0	0	0-0
2007	12/12	65	39	26	1.5-7	0.5-6	2/1	5	0-0
2008	12/12	75	38	37	1.5-6	0.0-0	0/0	4	1-0
2009	9/9	52	35	17	3.5-11	0.0-0	2/1	1	0-0
Totals	36/33	192	112	80	6.5-24	0.5-6	4/2	10	1-0

ETHERIDGE'S CAREER GAME HIGH STATS

	No.	Opponent	Date
Tackles	11	vs. Alabama	11/29/08
Interceptions	1	vs. Southern Miss	9/06/08

ETHERIDGE'S GAME-BY-GAME DEFENSIVE STATS

DATE	OPPONENT	TT	UT	AT	PD	INT-YDS
9/1/07	* KANSAS STATE	8	6	2	1	0-0
9/8/07	* SOUTH FLORIDA	6	3	3	1	0-0
9/15/07	* MISSISSIPPI STATE	4	1	3	0	0-0
9/22/07	* NEW MEXICO STATE	5	4	1	1	0-0
9/29/07	* at Florida	6	3	3	0	0-0
10/6/07	* VANDERBILT	4	2	2	0	0-0
10/13/07	* at Arkansas	3	1	2	1	0-0
10/20/07	* at LSU	6	5	1	0	0-0
10/27/07	* OLE MISS	4	2	2	0	0-0
11/3/07	TENNESSEE TECH	DID NOT PLAY				
11/10/07	* at Georgia	5	3	2	1	0-0
11/24/07	* ALABAMA	6	3	3	0	0-0
12/31/07	vs. Clemson (Chick-fil-A)	8	6	2	0	0-0
DATE	OPPONENT	TT	UT	AT	PD	INT-YDS
8/30/08	* LOUISIANA-MONROE	3	2	1	0	0-0
9/6/08	* SOUTHERN MISS	5	2	3	0	1-0
9/13/08	* MISSISSIPPI STATE	1	1	0	1	0-0
9/20/08	* LSU	8	3	5	0	0-0
9/27/08	* TENNESSEE	6	2	4	0	0-0
10/4/08	* at Vanderbilt	8	5	3	0	0-0
10/11/08	* ARKANSAS	3	2	1	1	0-0
10/23/08	* at West Virginia	5	4	1	0	0-0
11/1/08	* at Ole Miss	10	5	5	0	0-0
11/8/08	* TENNESSEE-MARTIN	6	4	2	1	0-0
11/15/08	* GEORGIA	9	5	4	0	0-0
11/29/08	* at Alabama	11	4	7	0	0-0
DATE	OPPONENT	TT	UT	AT	PD	INT-YDS
9/5/09	* LOUISIANA TECH	8	6	2	0	0-0
9/12/09	* MISSISSIPPI STATE	8	6	2	0	0-0
9/19/09	* WEST VIRGINIA	3	2	1	0	0-0
9/26/09	* BALL STATE	3	1	2	0	0-0
10/3/09	* at Tennessee	6	5	1	0	0-0
10/10/09	* at Arkansas	7	6	1	1	0-0
10/17/09	* KENTUCKY	7	5	2	0	0-0
10/24/09	* at LSU	7	3	4	0	0-0
10/31/09	* OLE MISS	3	1	2	0	0-0
11/7/09	FURMAN	DID NOT PLAY				
11/14/09	at Georgia	DID NOT PLAY				
11/27/09	ALABAMA	DID NOT PLAY				



JONATHAN #35
EVANS LB
 5-11 • 207 • Fr. • HS
 Prichard, Ala. (Mattie T. Blount)
 Undecided

2009 — Appeared in 12 games with one start ... Recorded one assisted tackle in first collegiate action vs. Louisiana Tech ... Also had one tackle in SEC opener vs. Mississippi State ... Against Ball State, totaled two solo tackles ... Had a pair of solo stops in win over Tennessee ... Totaled two tackles, both solo, against Arkansas ... Had one tackle vs. Kentucky and against LSU ... Recorded one solo tackle vs. Ole Miss ... Against Furman, finished with season-high five tackles, all solo ... Against Georgia, had half a TFL (first of career) to go with four total tackles ... TFL was for minus 1 yard ... Earned first career start vs. Alabama and posted a career-best eight tackles, all solo stops.

HIGH SCHOOL — High School Coach: Kelvin Sigler ... Had 93 total tackles (50 solos and 43 assists), two sacks, 12 tackles for a loss, three forced fumbles and one pass breakup as a senior ... Offensively, carried the ball 16 times for 110 yards and three touchdowns during his senior season ... Honorable mention All-State by the Alabama Sports Writers Association as a junior ... Ranked as the nation's No. 31 weakside linebacker by Scout.com ... Ranked 42nd nationally among outside linebackers and 20th on the Alabama Postseason Top 40 by Rivals.com ... Listed as the nation's No. 52 outside linebacker by ESPN.com/Scouts, Inc. ... Ranked No. 16 on the Birmingham News' Super Seniors list ... Listed as the No. 18 prospect from Alabama by SuperPrep ... Named to PrepStar's All-Southeast Region team.

PERSONAL — Born Nov. 29, 1989 ... Son of Mary Evans ... Brother of former Tiger Chris Evans.



The Players



EVANS' CAREER DEFENSIVE STATS

YEAR	G/GS	TT	UT	AT	TFL-YDS	QBS-YDS	FF/FR	PD	I/YDS
2009	12/1	28	21	7	0.5-1	0.0-0	0/0	0	0/0

EVANS' GAME-BY-GAME DEFENSIVE STATS

DATE	OPPONENT	TT	UT	AT	TFL-YDS	QBS-YDS
9/5/09	LOUISIANA TECH	1	0	1	0.0-0	0.0-0
9/12/09	MISSISSIPPI STATE	1	0	1	0.0-0	0.0-0
9/19/09	WEST VIRGINIA	0	0	0	0.0-0	0.0-0
9/26/09	BALL STATE	2	2	0	0.0-0	0.0-0
10/3/09	at Tennessee	2	2	0	0.0-0	0.0-0
10/10/09	at Arkansas	2	1	1	0.0-0	0.0-0
10/17/09	KENTUCKY	1	0	1	0.0-0	0.0-0
10/24/09	at LSU	1	0	1	0.0-0	0.0-0
10/31/09	OLE MISS	1	1	0	0.0-0	0.0-0
11/7/09	FURMAN	5	5	0	0.0-0	0.0-0
11/14/09	at Georgia	4	2	2	0.5-1	0.0-0
11/27/09	* ALABAMA	8	8	0	0.0-0	0.0-0

FAIRLEY'S GAME-BY-GAME DEFENSIVE STATS

DATE	OPPONENT	TT	UT	AT	TFL-YDS	QBS-YDS
9/5/09	* LOUISIANA TECH	5	2	3	0.5-0	0.0-0
9/12/09	MISSISSIPPI STATE	0	0	0	0.0-0	0.0-0
9/19/09	WEST VIRGINIA	3	1	2	0.5-3	0.0-0
9/26/09	BALL STATE	1	1	0	0.0-0	0.0-0
10/3/09	at Tennessee	1	0	1	0.0-0	0.0-0
10/10/09	at Arkansas	3	1	2	0.0-0	0.0-0
10/17/09	KENTUCKY	1	1	0	1.0-2	0.0-0
10/24/09	at LSU	1	0	1	0.0-0	0.0-0
10/31/09	OLE MISS	1	0	1	0.0-0	0.0-0
11/7/09	FURMAN	1	0	1	0.0-0	0.0-0
11/14/09	at Georgia	2	2	0	1.0-14	1.0-14
11/27/09	ALABAMA	4	1	3	0.5-1	0.5-1



NICK FAIRLEY #90 DL
6-5 • 293 • So. • JC
Mobile, Ala. (Copiah-Lincoln CC)
Undecided



MARIO FANNIN #27 RB
5-11 • 225 • Jr. • 2L
Hampton, Ga. (Lovejoy)
Undecided

2009 — Appeared in 12 games with one start ... Started first career game in season opener vs. Louisiana Tech ... Recorded five tackles with half a TFL, one fumble recovery and two QBH ... Had half a TFL (minus 3 yards), two QB hurries and three total tackles vs. West Virginia ... Recorded one tackle vs. Ball State ... Recorded first blocked PAT of career in win over Tennessee ... Block came on UT's first score near the end of the first half and gave Auburn a 13-6 edge ... Posted three tackles, with one solo, vs. Arkansas ... Registered a TFL (minus 2 yards) as only tackle vs. Kentucky ... Had one tackle vs. LSU ... Picked up one assisted tackle vs. Ole Miss ... Logged one tackle vs. Furman ... Had strong showing vs. Georgia, recording first career sack, 1.0 for minus 14 yards, and finished with two total tackles ... Against Alabama, had half a sack (minus 1 yard), three QB hurries and four total tackles.

JUNIOR COLLEGE — Junior College Coach: Glenn Davis ... Played at Copiah-Lincoln CC in Wesson, Miss. ... All-Region XII in state of Mississippi in 2008 at defensive tackle ... Had 63 tackles including nine for loss and seven quarterback sacks in seven games ... Redshirted in 2007.

HIGH SCHOOL — High School Coach: Bobby Parrish ... Spent time on both sides of the ball as a senior, grading out at 97 percent on the offensive line and catching five passes for 150 yards at tight end, while making more than 90 tackles on defense ... Named a 5A Lineman of the Year finalist and to the 5A All-State team by the ASWA ... Ranked 28th among offensive guards and 15th overall in Alabama by rivals.com ... Ranked No. 32 at the offensive tackle position by espn.com ... Selected to the Alabama-Mississippi All-Star Classic and played both ways in the game ... Selected to the Mobile Press-Register's Elite 18 Alabama recruits list and the paper's Super Southeast 120 ... Played in the AHSAA North/South All-Star game as a junior.

PERSONAL — Born Jan. 23, 1988 ... Son of Paula Rogers and Herbert Rogers.

FAIRLEY'S CAREER DEFENSIVE STATS

YEAR	G/GS	TT	UT	AT	TFL-YDS	QBS-YDS	FF/FR	PD	I/YDS
2009	12/1	23	9	14	3.5-20	1.5-15	0/1	0	0/0

CAREER — Has caught a pass in 14 consecutive games dating back to last season ... *Current streak began vs. UGA (11/15/08).*

2009 — Appeared in 12 games with seven starts ... Started and set career highs in receptions, eight, and receiving yards, 82, in season opener vs. Louisiana Tech ... Led team in receiving yards and catches vs. Tech ... Rushed for 75 yards on nine carries in SEC opener vs. Mississippi State ... Scored on 82-yard TD catch vs. West Virginia ... The 82-yard catch was longest offensive play of career and tied game at 27-27 in third quarter ... Against Ball State, hauled in three passes for 55 yards including 36-yard TD catch in third quarter ... Led Tigers with six receptions against Tennessee ... Totaled 25 yards receiving vs. Vols ... Also had one 32-yard rushing vs. UT ... Had two catches against Arkansas ... Against Kentucky, caught two passes for 9 yards ... Second on team with 56 yards rushing vs. LSU ... Against Ole Miss, rushed six times for 35 yards and caught three passes for 35 yards ... Led Tigers with 133 all-purpose yards vs. Furman ... Had 38 yards receiving on two grabs, including a 24-yard TD catch and 60 yards rushing on six attempts ... Also netted 35 kickoff return yards vs. Paladin ... Tied for team-high with six catches vs. Georgia ... Six grabs went for 55 yards with a long of 24 ... Caught four passes for 20 yards vs. Alabama ... Also rushed one time for 14 yards vs. Crimson Tide.

2008 — Played in all 12 games with three starts ... Finished third on team with 709 all-purpose yards, with 238 rushing yards, 223 receiving yards and 248 kickoff return yards ... Saw limited action in season opener vs. Louisiana-Monroe after shoulder surgery during the summer ... Had two carries for 21 yards vs. Warhawks ... Caught three passes for 22 yards (long of 18) against Southern Miss ... Started first game of season and rushed one time for 12 yards and had one catch for 2 yards at Mississippi State ... Saw limited action vs. LSU ... Led team with 88 all-purpose yards vs. Tennessee ... Had three catches for 29 yards and four rushes for 18 yards vs. Vols ... Also returned two kicks for 41 yards vs. UT ... Caught three passes for 56 yards, including a 28-yard TD catch from Chris Todd against Vanderbilt ... The TD catch vs. Vanderbilt was first since Chick-fil-A Bowl against Clemson ... Returned two kicks for 36 yards and had one rush for 4 yards vs. Arkansas ... Rushed for 29 yards on eight carries and returned two KO's for 88 yards with a career-long of 69 yards vs. West Virginia ... Caught two passes for 22 yards with a long of 14 vs. Ole Miss ... Also rushed for 11 yards on five carries vs. Rebels ... Rushed for a season-high 45 yards on 13 carries vs. UT Martin ... Against Georgia, had a TD rushing and receiving to go with 126 all-purpose yards ... Rushing TD came on 35-yard run as he totaled 59 yards rushing total on eight carries ... Receiving TD came on a career-long 52-yard screen pass and was one of four total catches for 48 yards on the day ... Also had one 19-yard kickoff return vs. UGA ... Against Alabama, rushed eight times for 28 yards and led team with three receptions for 44 yards.

2007 — Third on team in rushing (448 yds) and third in scoring (42 pts) ... Led team in kickoff returns (399 yds) and is second in all-purpose yards (1,023) ... Caught at least one pass in eight straight games ... Had 219 yards (73.0 ypg) and four rushing touchdowns in three game stretch against New Mexico State, Florida, and Vanderbilt ... In



The Players



first action at running back, rushed for a team-high 62 yards on 14 carries against South Florida ... Scored first career touchdown in second quarter on a 4-yard run ... Also returned two kickoffs for 71 yards against the Bulls ... Rushed for 40 yards on seven carries against Mississippi State and returned five kickoffs for 110 yards ... Also had first career reception, an 18-yarder against Bulldogs ... Ran for a career-best 103 yards and three touchdowns in win over New Mexico State ... The three TDs were the most by a Tiger since Kenny Irons had three at Kentucky in 2005 ... Had a 67-yard TD run with just 22 seconds remaining in the game ... 13 carries for 62 yards at Florida ... 11 touches for 49 rushing yards, including a career-long 22 yard TD run against Vanderbilt ... Along with three catches for 26 yards and one 22-yard KOR, posted 102 all-purpose yards in Vanderbilt game ... Three carries for 9 yards and one kickoff return for 27 yards against Arkansas ... Netted 48 yards on four carries in win over Ole Miss ... Also hauled in two passes vs. Ole Miss (29 yds.) ... Led team with 52 yards rushing on 14 carries vs. Tennessee Tech... Rushed the ball three times for 18 yards and led the team in receiving with 53 yards on five catches and a touchdown vs. Clemson in the Chick-fil-A Bowl ... TD came on 22-yard catch from Kodi Burns.

2006 — Redshirted ... Appeared in three games, seeing time against Washington State, Mississippi State and LSU.

HIGH SCHOOL — High School Coach: Al Hughes ... Threw for more than 1,000 yards and 20 touchdowns as a senior while rushing for 1,200 yards and 12 TD's ... Accounted for 32 touchdowns as a junior, rushing for 1,210 yards and passing for 1,020 ... Named All-Region Player of the Year as a junior ... Ranked No. 10 at the athlete position by PrepStar ... Ranked as the No. 23 athlete nationally and the No. 12 player from Georgia by Rivals.com ... Ranked No. 13 in Rivals Preseason Georgia Top 75 ... Rivals.com Rivals250 ... Ranked as the No. 15 safety by Scout.com ... Ranked as the No. 54 player in the Southeast by Tom Lemming's Prep Football Report ... Ranked No. 128 on collegefootballnews.com CFN Top 150 and the No. 17 running back ... Ranked No. 20 nationally by ESPN.com at the running back position and No. 143 on ESPN.com's ESPN 150 ... Ranked 80th on the Mobile Register's Super Southeast 120 list of prospects ... Named to the Atlanta Journal-Constitution Super Southern 100 ... Ranked as the No. 11 player from the state of Georgia by Georgia Sports Monthly ... Class 5A All-State football team honorable mention.

PERSONAL — Born Dec. 4, 1987 ... Son of Mario and Amika Fannin ... Major: Undecided.

FANNIN'S CAREER RUSHING STATS

YEAR	G/GS	NO	YDS	AVG	TD	LP/OPPONENT
2006	3/0	0	0	0.0	0	--
2007	13/2	84	448	5.3	5	67/New Mexico State
2008	12/3	54	238	4.4	1	35/Georgia
2009	12/7	32	271	8.4	0	32/Tennessee
Totals	40/12	170	957	5.6	6	67/New Mexico State

FANNIN'S CAREER KOR STATS

YEAR	G	NO	YDS	AVG	TD	LP/OPPONENT
2006	3/0	0	0	0.0	0	--
2007	13/2	19	399	21.0	0	40/Mississippi State
2008	12/3	11	248	22.5	0	69/West Virginia
2009	12/7	13	283	21.8	0	35/Furman
Totals	40/12	43	930	21.6	0	69/West Virginia

FANNIN'S CAREER RECEIVING STATS

YEAR	G/GS	NO	YDS	AVG	TD	LP/OPPONENT
2006	3/0	0	0	0.0	0	--
2007	13/2	18	176	9.8	2	22/Clemson
2008	12/3	20	223	11.2	2	52/Georgia
2009	12/7	39	403	10.3	3	82/West Virginia
Totals	40/12	77	802	10.4	7	82/West Virginia

FANNIN'S CAREER GAME HIGH STATS

	No.	Opponent	Date
Rush Attempts	15	New Mexico State	9/22/07
Rush Yards	103	New Mexico State	9/22/07
Rush TDs	3	New Mexico State	9/22/07
Receptions	8	Louisiana Tech	9/5/09
Rec. Yards	82	2x (last vs. West Virginia)	9/19/09
Kickoff Returns	5	Mississippi State	9/15/07
Kick Ret. Yds.	110	Mississippi State	9/15/07

FANNIN'S GAME-BY-GAME RUSHING STATS

DATE	OPPONENT	ATT	YDS	Avg.	TD	TD Runs
9/1/07	KANSAS STATE	0	0	0.0	0	---
9/8/07	SOUTH FLORIDA	14	62	4.4	1	4
9/15/07	MISSISSIPPI STATE	7	40	5.7	0	---
9/22/07	NEW MEXICO STATE	15	103	6.9	3	1, 5, 67
9/29/07	at Florida	13	62	4.8	0	---
10/6/07	* VANDERBILT	11	54	4.9	1	22
10/13/07	at Arkansas	3	9	3.0	0	---
10/20/07	at LSU	0	0	0.0	0	---
10/27/07	OLE MISS	4	48	12.0	0	---
11/3/07	TENNESSEE TECH	14	52	3.7	0	---
11/10/07	at Georgia	0	0	0.0	0	---
11/24/07	ALABAMA	0	0	0.0	0	---
12/31/07	* vs. Clemson (Chick-fil-A)	3	18	6.0	0	---

DATE	OPPONENT	ATT	YDS	Avg.	TD	TD Runs
8/30/08	LOUISIANA-MONROE	2	21	10.5	0	---
9/6/08	SOUTHERN MISS	1	3	3.0	0	---
9/13/08	* MISSISSIPPI STATE	1	12	12.0	0	---
9/20/08	LSU	0	0	0.0	0	---
9/27/08	TENNESSEE	4	18	4.5	0	---
10/4/08	at Vanderbilt	3	8	2.7	0	---
10/11/08	ARKANSAS	1	4	4.0	0	---
10/23/08	at West Virginia	8	29	3.6	0	---
11/1/08	at Ole Miss	5	11	2.2	0	---
11/8/08	TENNESSEE-MARTIN	13	45	3.5	0	---
11/15/08	* GEORGIA	8	59	7.4	1	35
11/29/08	* at Alabama	8	28	3.5	0	---

DATE	OPPONENT	ATT	YDS	Avg.	TD	TD Runs
9/5/09	* LOUISIANA TECH	0	0	0.0	0	--
9/12/09	MISSISSIPPI STATE	9	75	8.3	0	--
9/19/09	WEST VIRGINIA	1	0	0.0	0	--
9/26/09	* BALL STATE	0	0	0.0	0	--
10/3/09	* at Tennessee	1	32	32.0	0	--
10/10/09	at Arkansas	0	0	0.0	0	--
10/17/09	KENTUCKY	2	-1	-0.5	0	--
10/24/09	* at LSU	6	56	9.3	0	--
10/31/09	* OLE MISS	6	35	5.8	0	--
11/7/09	* FURMAN	6	60	10.0	0	--
11/14/09	at Georgia	0	0	0.0	0	--
11/27/09	* ALABAMA	1	14	14.0	0	--

FANNIN'S GAME-BY-GAME TOTAL OFFENSE STATS

DATE	OPPONENT	REC - TDs	PASS - TDs	RUSH - TDs	TOTAL - TDs
9/5/09	* LOUISIANA TECH	82 - 0	0 - 0	0 - 0	82 - 0
9/12/09	MISSISSIPPI STATE	3 - 0	0 - 0	75 - 0	78 - 0
9/19/09	WEST VIRGINIA	82 - 1	0 - 0	0 - 0	82 - 1
9/26/09	* BALL STATE	55 - 1	0 - 0	0 - 0	55 - 1
10/3/09	* at Tennessee	25 - 0	0 - 0	32 - 0	57 - 0
10/10/09	at Arkansas	-1 - 0	0 - 0	0 - 0	-1 - 0
10/17/09	KENTUCKY	9 - 0	0 - 0	-1 - 0	8 - 0
10/24/09	* at LSU	0 - 0	0 - 0	56 - 0	56 - 0
10/31/09	* OLE MISS	35 - 0	0 - 0	35 - 0	70 - 0
11/7/09	* FURMAN	38 - 1	0 - 0	60 - 0	98 - 1
11/14/09	at Georgia	55 - 0	0 - 0	0 - 0	55 - 0
11/27/09	* ALABAMA	20 - 0	0 - 0	14 - 0	34 - 0

FANNIN'S GAME-BY-GAME RECEIVING STATS

DATE	OPPONENT	REC	YDS	AVG	TD	TD REC
9/5/09	* LOUISIANA TECH	8	82	10.3	0	--
9/12/09	MISSISSIPPI STATE	1	3	3.0	0	--
9/19/09	WEST VIRGINIA	1	82	82.0	1	82
9/26/09	* BALL STATE	3	55	18.3	1	36
10/3/09	* at Tennessee	6	25	4.2	0	--
10/10/09	at Arkansas	2	-1	-0.5	0	--
10/17/09	KENTUCKY	2	9	4.5	0	--
10/24/09	* at LSU	1	0	0.0	0	--
10/31/09	* OLE MISS	3	35	11.7	0	--
11/7/09	* FURMAN	2	38	19.0	1	24
11/14/09	at Georgia	6	55	9.2	0	--
11/27/09	* ALABAMA	4	20	5.0	0	--



DEE #95
FORD DE
 6-4 • 214 • Fr. • HS
 Odenville, Ala. (St. Clair County)
 Undecided

2009 — Appeared in 12 games ... In first collegiate game, recorded one tackle with two QBH ... Had one tackle, solo, and one QB hurry in limited snaps vs. Mississippi State ... Had one QB hurry vs. West Virginia ... Against Ball State, had season highs with four tackles with one sack (minus 10 yards) and half a TFL (minus 1 yard) with one QB hurry ... Registered two tackles against Arkansas ... Saw playing time but did not record a tackle vs. LSU and Ole Miss ... Matched season-high with four tackles vs. Furman and added 1.0 TFL for minus 6 yards and a pair of QB hurries ... Also recorded first-career INT, picking off a deflected pass vs. Paladin ... Saw playing time vs. Georgia, but did not register a tackle ... Saw playing time vs. Alabama but did not record a tackle.

HIGH SCHOOL — High School Coach: Charlie Boren ... As a senior, had 90 tackles (40 solo, 50 assists), including 38 tackles for loss and 18 sacks, intercepted a pass and broke up three ... Selected 2008 Star of Alabama for his game against Hokes Bluff with 12 tackles including five sacks for a loss of 40 yards, and an interception ... As a junior, had 87 total tackles with 36 solo, 16 tackles for a loss and 12 sacks ... Named to the Class 4A All-State team by the Alabama Sports Writers Association as a senior ... Ranked as the nation's No. 26 defensive end by Scout.com ... Listed as the nation's No. 35 defensive end by ESPN.com/Scouts, Inc. ... Listed as the No. 7 player from Alabama by SuperPrep ... Ranked 62nd among outside linebackers and 27th on the Alabama Postseason Top 40 by Rivals.com.


PERSONAL — Born March 19, 1991 ... Son of James and Debbie Ford.

FORD'S CAREER DEFENSIVE STATS

YEAR	G/GS	TT	UT	AT	TFL-YDS	QBS-YDS	FF/FR	PD	I/YDS
2009	12/0	12	5	7	2.5-17	1.0-10	0/0	1	1/3

FORD'S GAME-BY-GAME DEFENSIVE STATS

DATE	OPPONENT	TT	UT	AT	TFL-YDS	QBS-YDS
9/5/09	LOUISIANA TECH	1	0	1	0.0-0	0.0-0
9/12/09	MISSISSIPPI STATE	1	1	0	0.0-0	0.0-0
9/19/09	WEST VIRGINIA	0	0	0	0.0-0	0.0-0
9/26/09	BALL STATE	4	1	3	1.5-11	1.0-10
10/3/09	at Tennessee	0	0	0	0.0-0	0.0-0
10/10/09	at Arkansas	2	0	2	0.0-0	0.0-0
10/17/09	KENTUCKY	0	0	0	0.0-0	0.0-0
10/24/09	at LSU	0	0	0	0.0-0	0.0-0
10/31/09	OLE MISS	0	0	0	0.0-0	0.0-0
11/7/09	FURMAN	4	3	1	1.0-6	0.0-0
11/14/09	at Georgia	0	0	0	0.0-0	0.0-0
11/27/09	ALABAMA	0	0	0	0.0-0	0.0-0



ELTORO #21
FREEMAN LB
 5-11 • 219 • So. • JC
 Alexander City, Ala. (Miss. Gulf Coast CC)
 Philosophy

2009 — Appeared in nine games with seven starts ... Did not play in season opener vs. Louisiana Tech ... In first collegiate action, recorded six tackles vs. Mississippi State ... Earned first career start vs. West Virginia and had one solo tackle ... Started vs. LSU and recorded season-high 12 tackles with a sack (minus 10 yards) and 2.0 TFLs (minus 12 yards), both first of AU career ... Tied for team high with nine tackles vs. Ole Miss ... Six of

nine tackles vs. Rebels were solo ... Also had one QB hurry vs. Rebels ... Started vs. Furman, but did not record a tackle in limited snaps ... Totaled a pair of tackles vs. Georgia before leaving in first half with injury ... Did not play vs. Alabama due to injury.

SPRING 2009 — Participated in spring drills at Auburn after enrolling in January
JUNIOR COLLEGE — Junior College Coach: Steve Campbell ... Played at Mississippi Gulf Coast CC in Perkinston, Miss. As a freshman in 2007, helped Mississippi Gulf Coast to National Championship Redshirted in 2008.

HIGH SCHOOL — High School Coach: Carl Martin ... Recorded 140 tackles and 10 sacks at linebacker his senior year, while taking 15 carries for 223 yards and three scores at running back ... Recorded 100 tackles, including 52 for losses his junior year ... Named a PrepStar All-American recruit ... Listed as tenth-ranked prospect in state of Alabama by The Birmingham News ... Ranked No. 19 nationally at outside linebacker and the No. 10 overall recruit in Alabama by rivals.com ... Ranked No. 20 among outside linebackers by ESPN.com ... Selected by the AHSAA to play in the Alabama North/South All-Star game as a junior ... Named Birmingham News and ASWA Class 5A All-State ... Selected as a member of the Atlanta Journal-Constitution Super Southern 100 ... Ranked the No. 78 prospect in the Mobile Register's Super Southeast 120 ... Named a Birmingham News Super Senior before the 2006 campaign.

PERSONAL — Born May 7, 1989 ... Son of Greta and Rome Freeman ... Major: Philosophy.

FREEMAN'S CAREER DEFENSIVE STATS

YEAR	G/GS	TT	UT	AT	TFL-YDS	QBS-YDS	FF/FR	PD	I/YDS
2009	9/7	30	14	16	2.0-12	1.0-10	0/0	0	0/0

FREEMAN'S GAME-BY-GAME DEFENSIVE STATS

DATE	OPPONENT	TT	UT	AT	TFL-YDS	QBS-YDS
9/5/09	LOUISIANA TECH				DID NOT PLAY	
9/12/09	MISSISSIPPI STATE	6	2	4	0.0-0	0.0-0
9/19/09	* WEST VIRGINIA	1	1	0	0.0-0	0.0-0
9/26/09	* BALL STATE	0	0	0	0.0-0	0.0-0
10/3/09	* at Tennessee	0	0	0	0.0-0	0.0-0
10/10/09	at Arkansas				DID NOT PLAY	
10/17/09	KENTUCKY	0	0	0	0.0-0	0.0-0
10/24/09	* at LSU	12	5	7	2.0-12	1.0-10
10/31/09	* OLE MISS	9	6	3	0.0-0	0.0-0
11/7/09	* FURMAN	0	0	0	0.0-0	0.0-0
11/14/09	* at Georgia	2	0	2	0.0-0	0.0-0
11/27/09	ALABAMA				DID NOT PLAY	



HARRIS #58
GASTON LB
 6-1 • 219 • Fr. • HS
 Bessemer, Ala. (Bessemer Academy)
 Undecided

2009 — Appeared in four games ... In first collegiate game, had one solo tackle in season opener vs. Louisiana Tech ... Also had one solo stop vs. Mississippi State ... Had one assisted tackle vs. West Virginia ... Against Ball State, set season high with six tackles, one solo ... Did not play last eight games due to injury.

HIGH SCHOOL — High School Coach: Josh Wright ... Had 114 tackles as a senior and returned two fumbles for touchdowns ... On offense during his senior season, caught 43 passes for 860 yards and 17 touchdowns ... As a junior, made 112 tackles, including 11 sacks, and had five interceptions and a defensive touchdown ... Named the AISA Back of the Year and to the All-State team by the Alabama Sports Writers Association as a senior ... Ranked as the nation's No. 31 middle linebacker by Scout.com ... Ranked 23rd among outside linebackers and 16th on the Alabama Postseason Top 40 by Rivals.com ... Listed as the nation's No. 42 outside linebacker by ESPN.com/Scouts, Inc. ... Ranked No. 10 on the Birmingham News' Super Seniors list ... Listed as the No. 13 player from Alabama by SuperPrep ... Named to PrepStar's All-Southeast Region team.

PERSONAL — Born Feb. 24, 1991 ... Son of Terrence and Kimbley Gaston.



The Players



GASTON'S CAREER DEFENSIVE STATS

YEAR	G/GS	TT	UT	AT	TFL-YDS	QBS-YDS	FF/FR	PD	I/YDS
2009	4/0	9	3	6	0.0-0	0.0-0	0/0	0	0/0

GASTON'S GAME-BY-GAME DEFENSIVE STATS

DATE	OPPONENT	TT	UT	AT	TFL-YDS	QBS-YDS
9/5/09	LOUISIANA TECH	1	1	0	0.0-0	0.0-0
9/12/09	MISSISSIPPI STATE	1	1	0	0.0-0	0.0-0
9/19/09	WEST VIRGINIA	1	0	1	0.0-0	0.0-0
9/26/09	BALL STATE	6	1	5	0.0-0	0.0-0
10/3/09	at Tennessee				DID NOT PLAY	
10/10/09	at Arkansas				DID NOT PLAY	
10/17/09	KENTUCKY				DID NOT PLAY	
10/24/09	at LSU				DID NOT PLAY	
10/31/09	OLE MISS				DID NOT PLAY	
11/7/09	FURMAN				DID NOT PLAY	
11/14/09	at Georgia				DID NOT PLAY	
11/27/09	ALABAMA				DID NOT PLAY	



MICHAEL #49
GOGGANS DE
 6-3 • 264 • Jr. • 2L
 Alexander City, Ala. (Benjamin Russell)
 Public Administration

2009 — Had streak of 18 consecutive starts snapped vs. Kentucky ... Appeared in 12 games with six starts ... Started season opener vs. Louisiana Tech, recording two total tackles with one QBH ... Against Mississippi State, had a solo sack (minus 2 yards) to go with four tackles, one pass break-up and one QB hurry ... Sack was first since 2007 (Vanderbilt) ... Picked up three tackles, two solo, vs. West Virginia ... Against Ball State, broke up one pass and totaled four tackles ... Had one TFL (minus 3 yards) and two total tackles against Tennessee ... Registered half a TFL (minus 1 yard) with a QB hurry and two tackles vs. Arkansas ... Had one tackle vs. Kentucky ... Against LSU, had a QB hurry and a pair of tackles ... Played, but did not record a tackle vs. Ole Miss ... Recorded a solo tackle in limited action vs. Furman ... Saw playing time vs. Georgia but did not record a tackle ... Had one solo tackle vs. Alabama.

2008 — Started all 12 games at defensive end ... Had 27 total tackles with 16 solo stops ... Finished with seventh-most TFLs on team with 4.0 and third-most QB hurries with six ... Earned first career start in season opener vs. Louisiana-Monroe ... Recovered forced fumble (Antonio Coleman) and returned it 9 yards for first touchdown of game ... Registered two tackles vs. Warhawks ... Against Southern Miss, had four solo tackles with a TFL (minus 2 yards) and a QB hurry ... Recorded three tackles, including one TFL for minus 3 yards and one QB hurry in win at Mississippi State ... Had one QB hurry and one solo tackle vs. LSU ... Against Tennessee, had three tackles and one QB hurry ... Had one solo tackle vs. Vanderbilt ... Had one QB hurry vs. Arkansas ... Registered three tackles, one solo, vs. West Virginia ... Totaled two solo tackles vs. Ole Miss ... Played, but did not record a tackle vs. UT Martin ... Had two tackles against Georgia ... Against Alabama, registered a career-best six tackles, four solo, with 2.0 TFLs for minus seven yards and one QB hurry.

2007 — Action in every game ... Notched first career fumble recovery vs. Georgia ... Registered a solo tackle in loss to South Florida and in win at Florida ... Had best game of career versus Vanderbilt, totaling four tackles, including two tackles for loss (-3) and one quarterback sack (-2) ... Recorded one tackle, assisted, in win vs. Ole Miss.

2007 SPRING — Named the Mark Dorminey Defensive MVP of A-Day after finishing with five tackles, including three solo, with a quarterback hurry.

2006 — Redshirted.

HIGH SCHOOL — High School Coach: Carl Martin ... Named to the Alabama Sports Writers Association Class 5A All-State Defense as a senior ... Ranked as the nation's No. 9 tight end and as the 10th-best player from the state of Alabama by Rivals.com ... Ranked No. 11 in the Rivals Preseason Alabama Top 40 ... Rivals.com Rivals 250 ... Ranked as the ninth-best tight end by PrepStar ... Ranked No. 10 at tight end by collegefootballnews.com ... Ranked No. 14 at tight end by ESPN.com ... Ranked No. 24 at his position by Scout.com ... Ranked No. 69 on the Mobile Register's Super Southeast 120 list of prospects.

PERSONAL — Born August 6, 1988 ... Son of Michael and April Goggans ... Major: Public Administration.

GOGGAN'S CAREER DEFENSIVE STATS

YEAR	G/GS	TT	UT	AT	TFL-YDS	QBS-YDS	FF/FR	PD	I/YDS
2007	12/0	9	4	5	2.0-3	1.0-2	0/1	0	0-0
2008	12/12	27	16	11	4.0-12	0.0-0	0/1	0	0-0
2009	12/6	22	10	12	2.5-6	1.0-2	0/0	2	0-0
Totals	36/18	58	30	28	8.5-21	2.0-4	0/2	2	0-0

GOGGAN'S CAREER GAME HIGH STATS

	No.	Opponent	Date
Tackles	6	vs. Alabama	11/29/08
Tackles for loss	2.0	2x, (last vs. Arkansas)	11/29/08
Sacks	1.0	2x (last vs. Mississippi State)	9/12/09

GOGGAN'S GAME-BY-GAME DEFENSIVE STATS

DATE	OPPONENT	TT	UT	AT	TFL-YDS	QBS-YDS
9/1/07	KANSAS STATE	0	0	0	0.0-0	0.0-0
9/8/07	SOUTH FLORIDA	1	1	0	0.0-0	0.0-0
9/15/07	MISSISSIPPI STATE	0	0	0	0.0-0	0.0-0
9/22/07	NEW MEXICO STATE	0	0	0	0.0-0	0.0-0
9/29/07	at Florida	1	0	1	0.0-0	0.0-0
10/6/07	VANDERBILT	4	2	2	2.0-3	1.0-2
10/13/07	at Arkansas	0	0	0	0.0-0	0.0-0
10/20/07	at LSU	0	0	0	0.0-0	0.0-0
10/27/07	OLE MISS	1	0	1	0.0-0	0.0-0
11/3/07	TENNESSEE TECH	1	1	0	0.0-0	0.0-0
11/10/07	at Georgia	1	0	1	0.0-0	0.0-0
11/24/07	ALABAMA	0	0	0	0.0-0	0.0-0
12/31/07	vs. Clemson (Chick-fil-A)	0	0	0	0.0-0	0.0-0

DATE	OPPONENT	TT	UT	AT	TFL-YDS	QBS-YDS
8/30/08	* LOUISIANA-MONROE	2	1	1	0.0-0	0.0-0
9/6/08	* SOUTHERN MISS	4	4	0	1.0-2	0.0-0
9/13/08	* MISSISSIPPI STATE	3	2	1	1.0-3	0.0-0
9/20/08	* LSU	1	1	0	0.0-0	0.0-0
9/27/08	* TENNESSEE	3	0	3	0.0-0	0.0-0
10/4/08	* at Vanderbilt	1	1	0	0.0-0	0.0-0
10/11/08	* ARKANSAS	0	0	0	0.0-0	0.0-0
10/23/08	* at West Virginia	3	1	2	0.0-0	0.0-0
11/1/08	* at Ole Miss	2	2	0	0.0-0	0.0-0
11/8/08	* TENNESSEE-MARTIN	0	0	0	0.0-0	0.0-0
11/15/08	* GEORGIA	2	0	2	0.0-0	0.0-0
11/29/08	* at Alabama	6	4	2	2.0-7	0.0-0

DATE	OPPONENT	TT	UT	AT	TFL-YDS	QBS-YDS
9/5/09	* LOUISIANA TECH	2	1	1	0.0-0	0.0-0
9/12/09	* MISSISSIPPI STATE	4	1	3	1.0-2	1.0-2
9/19/09	* WEST VIRGINIA	3	2	1	0.0-0	0.0-0
9/26/09	* BALL STATE	4	2	2	0.0-0	0.0-0
10/3/09	* at Tennessee	2	1	1	1.0-3	0.0-0
10/10/09	* at Arkansas	2	0	2	0.5-1	0.0-0
10/17/09	KENTUCKY	1	1	0	0.0-0	0.0-0
10/24/09	at LSU	2	0	2	0.0-0	0.0-0
10/31/09	OLE MISS	0	0	0	0.0-0	0.0-0
11/7/09	FURMAN	1	1	0	0.0-0	0.0-0
11/14/09	at Georgia	0	0	0	0.0-0	0.0-0
11/27/09	ALABAMA	1	1	0	0.0-0	0.0-0



A.J. **#77**
GREENE **OL**
 6-5 • 282 • So. • SQ
 Madison, Tenn. (Brentwood Academy)
 Liberal Arts

2009 — Appeared in two games, seeing time against Mississippi State and Furman.
2008 — Did not play.
2007 — Redshirted

HIGH SCHOOL — High School Coach: Carlton Flatt ... Recorded 46 tackles and six sacks while helping Brentwood Academy to the Div. II Class 3A State Championship his senior year ... Ranked No. 50 at defensive end and the No. 17 overall recruit in Tennessee by Rivals.com ... Named a finalist for Div. II, Class 3A Lineman of the Year in 2006 ... Attended the same high school as current Tiger Mike Berry and former Tiger King Dunlap.

PERSONAL — Born September 25, 1989 ... Son of Sonya Farley-Greene and Aubrey Greene Sr. ... Major: Liberal Arts.



ANTHONY **#24**
GULLEY **WR**
 5-9 • 176 • Fr. • HS
 Brantley, Ala. (Brantley)
 Undecided

2009 — Appeared in 10 games ... Saw game time, returning one punt, in season opener vs. Louisiana Tech ... Returned two punts for 24 yards with a long of 17 yards vs. West Virginia ... Fielded a pair of punts and returned one kickoff for 24 yards vs. Ball State ... Saw time vs. LSU ... Against Furman, led all rushers with 77 yards on five carries and scored a pair of TD's, the first from 13 yards out and the second from 50 yards out ... Saw playing time vs. Georgia but did not have a reception ... Saw limited time vs. Alabama.

HIGH SCHOOL — High School Coach: David Lowery ... As a senior, had 58 rushes for 1,162 yards and 18 touchdowns and caught 17 passes for 543 yards and nine scores ... Also returned six kickoffs for 244 yards and two scores and returned five punts for 203 yards and two touchdowns ... Defensively as a senior, had 48 solo tackles, nine sacks, two interceptions and a fumble recovery ... As a junior, rushed for 1,604 yards on 167 carries with 18 touchdowns, and had 11 catches for 173 yards and four scores ... Completed 8-of-12 passing for 127 yards with four touchdowns during junior season ... Also returned five kickoffs for 158 yards and a touchdown and 11 punts for 432 yards and three scores as a junior ... Defensively during his junior season, had 37 solo tackles, five interceptions including one returned for a score and two fumble recoveries ... Named to the Class 1A All-State team by the Alabama Sports Writers Association as a senior ... As a junior, named honorable mention all-state ... Ranked 39th nationally among all-purpose backs and 30th on the Alabama Postseason Top 40 by Rivals.com ... Listed as the nation's No. 191 athlete by ESPN.com/Scouts, Inc. ... Also an Alabama All-Star in baseball.

PERSONAL — Born Sept. 8, 1990.

GULLEY'S CAREER RECEIVING STATS

YEAR	G/GS	NO	YDS	AVG	TD	LP/OPPONENT
2009	10/0	0	0	0.0	0	--

GULLEY'S GAME-BY-GAME RECEIVING STATS

DATE	OPPONENT	REC	YDS	AVG	TD	TD REC
9/5/09	LOUISIANA TECH	0	0	0.0	0	--
9/12/09	MISSISSIPPI STATE	0	0	0.0	0	--
9/19/09	WEST VIRGINIA	0	0	0.0	0	--
9/26/09	BALL STATE	0	0	0.0	0	--
10/3/09	at Tennessee	0	0	0.0	0	--
10/10/09	at Arkansas			DID NOT PLAY		
10/17/09	KENTUCKY			DID NOT PLAY		
10/24/09	at LSU	0	0	0.0	0	--
10/31/09	OLE MISS			DID NOT PLAY		
11/7/09	FURMAN	0	0	0.0	0	--
11/14/09	at Georgia	0	0	0.0	0	--
11/27/09	ALABAMA	0	0	0.0	0	--



JOSH **#61**
HARRIS **DS**
 6-1 • 220 • So. • SQ
 Carrollton, Ga. (Carrollton)
 Political Science

2009 — Appeared in all 12 games ... Deep snapper on field goal attempts, PAT and punts.

HIGH SCHOOL — High School Coach: Rayvan Teague.

PERSONAL — Born April 27, 1989 ... Son of Lori and John Harris ... Major: Political Science.



ADAM **#31**
HERRING **LB**
 6-1 • 216 • So. • 1L
 Springdale, Ark. (Shiloh Christian)
 Business Management

2009 — Appeared in eight games with four starts ... Earned first career start in season opener vs. Louisiana Tech, recording two solo tackles ... Picked up half a TFL (minus 1 yard) and four total tackles vs. Mississippi State ... Recorded one solo tackle vs. West Virginia ... Played, but did not register a tackle vs. Ball State ... Started and recorded a pair of solo tackles vs. Arkansas ... Totaled three tackles vs. Kentucky ... Did not play vs. LSU ... Saw playing time vs. Ole Miss but did not register a tackle ... Missed last three games of season due to injury (Furman, UGA, Alabama).

2008 — Played in 11 games primarily on special teams, totaling two tackles ... Played but did not record a tackle in season opener vs. Louisiana-Monroe ... Saw playing time vs. Southern Miss and in SEC opener vs. Mississippi State ... Had one special teams tackle vs. LSU ... Had one assisted stop vs. UT Martin.

2007 — Redshirted

HIGH SCHOOL — High School Coach: Josh Floyd ... Recorded 101 tackles as a senior at Shiloh Christian School ... Led Shiloh to a perfect 14-0 record and the 3A state championship in 2006 ... Led his team with six tackles and a sack in the 3A state championship game ... Was selected First Team All-Area, All-State and All-Southern team as a senior ... Ranked No. 20 in Arkansas Top 20 by Rivals.com ... Ranked 59th at inside linebacker by Espn.com ... Named to the *Orlando Sentinel's* All-Southern Team ... Named 3A All-State by the Arkansas Sports Writers Association ... Named All-Area by the *Northwest Arkansas Morning News*.

PERSONAL — Born May 1, 1989 ... Son of Lisa and former Auburn linebackers coach Reggie Herring ... Major: Business Management.



The Players




HERRING'S CAREER DEFENSIVE STATS

YEAR	G/GS	TT	UT	AT	TFL-YDS	QBS-YDS	FF/FR	PD	IYDS
2008	11/0	2	1	1	0.0-0	0.0-0	0/0	0	0/0
2009	8/4	12	6	6	0.5-1	0.0-0	0/0	0	0/0
Totals	19/4	14	7	7	0.5-1	0.0-0	0/0	0	0/0

HERRING'S GAME-BY-GAME DEFENSIVE STATS

DATE	OPPONENT	TT	UT	AT	TFL-YDS	QBS-YDS
9/5/09	* LOUISIANA TECH	2	2	0	0.0-0	0.0-0
9/12/09	* MISSISSIPPI STATE	4	1	3	0.5-1	0.0-0
9/19/09	WEST VIRGINIA	1	1	0	0.0-0	0.0-0
9/26/09	BALL STATE	0	0	0	0.0-0	0.0-0
10/3/09	at Tennessee	0	0	0	0.0-0	0.0-0
10/10/09	* at Arkansas	2	1	1	0.0-0	0.0-0
10/17/09	* KENTUCKY	3	1	2	0.0-0	0.0-0
10/24/09	at LSU				DID NOT PLAY	
10/31/09	OLE MISS	0	0	0	0.0-0	0.0-0
11/7/09	FURMAN				DID NOT PLAY	
11/14/09	at Georgia				DID NOT PLAY	
11/27/09	ALABAMA				DID NOT PLAY	

DATE	OPPONENT	TT	UT	AT	PD	INT-YDS
9/5/09	LOUISIANA TECH				DID NOT PLAY	
9/12/09	MISSISSIPPI STATE				DID NOT PLAY	
9/19/09	WEST VIRGINIA				DID NOT PLAY	
9/26/09	BALL STATE	3	3	0	0	0-0
10/3/09	at Tennessee	0	0	0	0	0-0
10/10/09	at Arkansas	0	0	0	0	0-0
10/17/09	KENTUCKY	1	0	1	0	0-0
10/24/09	at LSU	0	0	0	0	0-0
10/31/09	OLE MISS	0	0	0	0	0-0
11/7/09	FURMAN	0	0	0	0	0-0
11/14/09	at Georgia	0	0	0	0	0-0
11/27/09	ALABAMA	0	0	0	0	0-0



D'ANTOINE HOOD #24
DB
5-10 • 187 • So. • 1L
Phenix City, Ala. (Central-Phenix HS)
Pre-Business

2009 — Appeared in eight games ... Saw first game action vs. Ball State and recorded three solo tackles ... Played, but did not record a tackle vs. Tennessee and Arkansas ... Had one tackle vs. Kentucky ... Played, but did not record a tackle vs. LSU ... Did not play vs. Ole Miss ... Saw playing time, but did not record a tackle vs. Furman ... Played but did not have a tackle vs. Georgia and Alabama.

2008 — Played in all 12 games with one start, totaling 13 tackles with one interception ... Recorded three tackles, one solo, in season opener vs. Louisiana-Monroe ... Had one solo tackle vs. Southern Miss ... Played, but did not record a tackle vs. Mississippi State and LSU ... Saw limited time vs. Tennessee ... Had one solo stop vs. West Virginia ... Started first game vs. Ole Miss and recorded six tackles, three solo, with one pass break-up ... Had one solo tackle vs. UT Martin ... Had first career fumble recovery vs. Georgia.

PERSONAL — Born Sept. 25, 1989 ... Son of Shirley and Dewayne Hood ... Is the cousin of former Auburn and current Cleveland Brown defensive back Roderick Hood ... Major: Pre-Business.

HOOD'S CAREER DEFENSIVE STATS

YEAR	G/GS	TT	UT	AT	TFL-YDS	QBS-YDS	FF/FR	PD	INT-YDS
2008	12/1	13	7	6	0.0-0	0.0-0	0/1	1	0-0
2009	9/0	4	3	1	0.0-0	0.0-0	0/0	0	0-0
Totals	21/1	17	10	7	0.0-0	0.0-0	0/1	1	0-0

HOOD'S GAME-BY-GAME DEFENSIVE STATS

DATE	OPPONENT	TT	UT	AT	PD	INT-YDS
8/30/08	LOUISIANA-MONROE	3	1	2	0	0-0
9/6/08	SOUTHERN MISS	1	1	0	0	0-0
9/13/08	MISSISSIPPI STATE	0	0	0	0	0-0
9/20/08	LSU	0	0	0	0	0-0
9/27/08	TENNESSEE	0	0	0	0	0-0
10/4/08	at Vanderbilt	0	0	0	0	0-0
10/11/08	ARKANSAS	1	0	1	0	0-0
10/23/08	at West Virginia	1	1	0	0	0-0
11/1/08	* at Ole Miss	6	3	3	1	0-0
11/8/08	TENNESSEE-MARTIN	1	1	0	0	0-0
11/15/08	GEORGIA	0	0	0	0	0-0
11/29/08	at Alabama	0	0	0	0	0-0



MORGAN HULL #37
K
6-3 • 199 • Jr. • 1L
Decatur, Ala. (Austin)
Pre-Medicine

2009 — Appeared in all 12 games ... In season opener vs. Louisiana Tech, kicked off three times for a 66.7 yard average ... Against Mississippi State, kicked off seven times for 67.6 ypk average ... Kicked off eight times vs. West Virginia, averaging 63.9 ypk ... Had one touchback vs. WVA ... Against Ball State, averaged 59.8 yards on nine kickoffs ... On seven kickoffs vs. Tennessee, averaged 65.0 yards per kick ... Had one touchback and averaged 68.2 yards on four kickoffs vs. Arkansas ... Against Kentucky, kicked off three times for a 44.7 yard average ... Averaged 35.7 yards on three kickoffs vs. LSU ... Had one touchback and averaged 62.2 yards on six kickoffs vs. Ole Miss ... Set career high with 10 kickoffs vs. Furman ... Averaged 63.5 yards per kick vs. Paladin, with one touchback ... Averaged 56.8 yards on five kickoffs vs. Georgia ... Kicked off twice for a 67.0 average vs. Alabama.

2008 — Played in seven games ... Kicked off 22 times for a 62.6 average ... Had three touchbacks ... Had three kickoffs in season opener vs. Louisiana-Monroe ... Averaged 68.0 yards per kickoff with one touchback vs. ULM ... Kicked off four times with a 65.0 ypk average and one touchback against Southern Miss ... Averaged 51.2 yards on four kickoffs vs. LSU ... Had three kickoffs vs. Tennessee, averaging 64.3 ypk ... Averaged 65.5 yards on four kickoffs vs. UT Martin ... Against Georgia, was successful on first career PAT attempt and averaged 61.0 yards on three kickoffs ... Had one kickoff for 70 yards and had 39-yard field goal attempt blocked vs. Alabama ... Had made initial field goal attempt from 39-yards, but a timeout negated the score and the following attempt was blocked.

2007 — Appeared in two games, Kansas State and Tennessee Tech ... Averaged 54.8 yards on five kickoffs.

HIGH SCHOOL — High School Coach: David Norwood.

PERSONAL — Born Aug. 3, 1989 ... Son of Greer and Gran Hull ... One sister, Whitney, 21 ... Major: Pre-Medicine.



BYRON ISOM #57
OL
6-3 • 291 • Jr. • 2L
Jonesboro, Ga. (Lovejoy)
Public Administration

CAREER — Has started 17 games and appeared in 21.

2009 — Appeared in 10 games, all starts ... Started at guard in season opener vs. Louisiana Tech and did not allow a sack in 27 pass attempts ... Also recorded three knockdown blocks vs. Tech ... Started against Mississippi State, did not allow a sack in 24 pass attempts ... Registered three knockdown blocks vs. Mississippi State ... Took

every snap vs. West Virginia and registered five knockdown blocks ... Did not play vs. Ball State or Tennessee ... Tied with third-most knockdown blocks vs. Arkansas with seven ... Led Tigers with 5.5 knockdown blocks vs. Kentucky ... Led o-line and recorded season-high with 12 knockdown blocks on the road at LSU ... Recorded 6.5 knockdown blocks vs. Ole Miss ... In one half of play vs. Furman, tied for team high with eight knockdown blocks ... Has 50 knockdown blocks on season ... Part of o-line that has given up just 18 sacks in 331 pass attempts.

2008 — Played in eight games with seven starts ... Posted season-high grade of 90 percent vs. Arkansas ... Finished with 32 cockroach blocks, 12.5 pancake blocks and 52 rodeo blocks ... Earned first career start in season opener vs. Louisiana-Monroe, grading at 87 percent overall on 59 snaps ... Graded 83 percent overall on 76 snaps vs. Southern Miss with 10 rodeo blocks ... Played 75 snaps, grading overall at 88 percent vs. Mississippi State ... Had 11 rodeo, 4.5 pancake and three cockroach blocks vs. MSU ... Graded at 84 percent overall on 70 snaps vs. LSU with nine rodeo, five cockroach and two pancake blocks ... Graded at 81 percent overall on 72 snaps vs. Tennessee with nine rodeo and six cockroach blocks ... On 65 snaps vs. Vanderbilt, graded at 82 percent overall with five cockroach blocks ... Against Arkansas, posted a 90 percent overall grade on 62 snaps with seven rodeo, 9 cockroach and two pancake blocks ... Did not play vs. West Virginia and Ole Miss due to injury ... Logged 10 snaps vs. UT Martin, grading at 100 percent overall with one rodeo and one pancake block.

2007 — Saw action in three games ... First collegiate snap came against New Mexico State ... Also saw limited game action against Vanderbilt and Tennessee Tech.

2006 — Redshirted.

HIGH SCHOOL — High School coach: Al Hughes ... Started both ways for Lovejoy his senior season at offensive and defensive tackle, finishing with 30 pancake blocks, 89 tackles and 12 sacks and returning two fumbles for touchdowns ... Finished his career with 219 tackles and 31 sacks ... Ranked No. 56 among defensive linemen by Rivals.com ... Ranked No. 48 in the Rivals Postseason Georgia Top 50 ... Ranked as the No. 43 player from the state of Georgia by Georgia Sports Monthly.

PERSONAL — Born June 10, 1988 ... Son of Lee and Cynthia Isom ... Major: Public Administration.



PHILIP #43

LUTZENKIRCHEN TE

6-4 • 262 • Fr. • HS
Marietta, Ga. (Lassiter)
Undecided

CAREER — T-8th in AU history in TD catches for a freshman with two ... Needs one scoring grab to move into tie for fifth with four other players.

2009 — Appeared in 12 games with one start ... Saw playing time but did not record a catch in season opener vs. Louisiana Tech ... Recorded first career catch, a 13-yard TD reception from Kodi Burns, vs. Mississippi State ... Played, but did not record a catch vs. West Virginia ... Caught 14-yard pass vs. Ball State ... Against LSU, caught two passes with one for season-long 17 yards and another for 1-yard TD ... Earned first career start and had one catch for season-long of 21 yards vs. Furman ... Played, but did not have a catch vs. Georgia and Alabama.

HIGH SCHOOL — High School Coach: Chip Lindsey ... As a senior, caught 72 passes for 1,000 yards and seven touchdowns ... Finished his junior season with 46 receptions for 496 yards and seven scores while adding 48 tackles, an interception and a blocked punt on defense ... Named Class 5A All-State as a senior by the Atlanta Journal-Constitution and the Georgia Sports Writers Association ... Named to the Atlanta Journal-Constitution Super Southern 100 ... Ranked No. 74 on the Mobile Press-Register's Super Southeast 120 ... Ranked 172nd on the Rivals.com Rivals250 ... Ranked third nationally among tight ends and 11th on the Georgia Postseason Top 75 by Rivals.com ... Ranked as the tight end with the nation's best hands by Rivals.com ... Listed as the nation's No. 6 tight end by ESPN.com/Scouts, Inc. ... Ranked as the nation's No. 8 tight end by Scout.com ... Listed as the country's No. 11 tight end and the No. 11 player from Georgia by SuperPrep ... Named a PrepStar All-American.

PERSONAL — Born June 1, 1991 ... Son of Mike and Mary Lutzenkirchen.

LUTZENKIRCHEN'S CAREER RECEIVING STATS

YEAR	G/GS	NO	YDS	AVG	TD	LP/OPPONENT
2009	12/1	5	66	13.2	2	21/Furman

LUTZENKIRCHEN'S GAME-BY-GAME RECEIVING STATS

DATE	OPPONENT	REC	YDS	AVG	TD	TD REC
9/5/09	LOUISIANA TECH	0	0	0.0	0	--
9/12/09	MISSISSIPPI STATE	1	13	13.0	1	13
9/19/09	WEST VIRGINIA	0	0	0.0	0	--
9/26/09	BALL STATE	1	14	14.0	0	--
10/3/09	at Tennessee	0	0	0.0	0	--
10/10/09	at Arkansas	0	0	0.0	0	--
10/17/09	KENTUCKY	0	0	0.0	0	--
10/24/09	at LSU	2	18	9.0	1	1
10/31/09	OLE MISS	0	0	0.0	0	--
11/7/09	* FURMAN	1	21	21.0	0	--
11/14/09	at Georgia	0	0	0.0	0	--
11/27/09	ALABAMA	0	0	0.0	0	--



DERRICK #97

LYKES DL

6-2 • 284 • RFr. • RS
Clanton, Ala. (Chilton County)
Liberal Arts

2009 — Appeared in 12 games ... Totaled four tackles, two solo, vs. Ball State ... Notched two tackles vs. Arkansas ... Had one solo tackle vs. Furman.

2008 — Redshirted.

HIGH SCHOOL — High School Coach: Steve McCord ... Was able to play in just two games as a senior due to an ankle injury ... As a junior, totaled 75 tackles including eight sacks, forced three fumbles and returned two for touchdowns ... Also caught two touchdown passes as a tight end during his junior season ... Rated 100th defensive end in the nation by Scout.com.

PERSONAL — Born June 4, 1989 ... Son of May Lykes and Lloyd Goodwin ... Major: Liberal Arts.



ANDREW #75

McCAIN OT

6-6 • 299 • Sr. • 3L
Birmingham, Ala. (Briarwood Christian)
Health Services Administration

CAREER — Has started 12 games and appeared in 31.

2009 — Started all 12 games ... Earned first career start in season opener vs. Louisiana Tech ... Started at tackle and did not allow a sack in 27 pass attempts ... Tallied three knockdown blocks vs. Tech ... Started at tackle vs. Mississippi State and did not allow a sack in 24 pass attempts ... Finished with six knockdown blocks, third most among linemen, vs. Mississippi State ... Had a pair of knockdown blocks vs. West Virginia ... Played every snap vs. Mountaineers ... Had one knockdown block vs. Tennessee ... Registered half a knockdown block vs. Arkansas ... Helped Tigers rush for 220 yards vs. Kentucky ... Had 2.5 knockdown blocks vs. UK ... Registered 2.5 knockdown blocks at LSU ... Picked up 5.5 knockdown blocks vs. Ole Miss, half a block shy of season-high of 6.0 ... Was in for just one half of play vs. Furman and totaled two knockdown blocks ... Has 25 knockdowns this season ... Is part of line that has allowed 18 sacks in 331 pass attempts this season.

2008 — Played in all 12 games ... Played 18 snaps in season opener vs. Louisiana-Monroe with one rodeo block ... Got in on six snaps vs. Southern Miss ... Saw limited



The Players



action vs. Mississippi State and LSU ... Saw playing time vs. Tennessee ... Played 20 snaps vs. Vanderbilt and tied for line-best 88 percent overall grade ... Had one pancake and one cockroach block vs. Vandy ... Graded 89 percent overall on 12 snaps vs. UT Martin with one rodeo block and half a pancake block.

2007 — Played in seven games ... Took 57 snaps at left tackle against Mississippi State in first action of season ... Recorded a 95 percent on assignments versus the Bulldogs and a 87 overall mark, which was second highest among linemen ... Eight snaps against New Mexico State ... Three snaps against Vanderbilt ... Played 42 snaps vs. Tennessee Tech, grading out at 84 percent.

2007 SPRING — Named the Most Improved Offensive Lineman of spring by the coaches.

2006 — Redshirted ... Received the Top Freshman GPA Award during spring drills.

2005 — Former tight end moved to defensive tackle early in the season ... Appeared in five games, posting his first career sack against Ole Miss.

HIGH SCHOOL — High School Coach: Fred Yancey ... Compiled 54 tackles and five and a half sacks on defense as a senior ... Helped lead his team to the playoffs ... Totaled 65 tackles and three sacks on defense as a junior ... All-state honors ... Five career interceptions returned for touchdowns ... Alabama Sports Writers Association's Class 5A all-state team ... *Mobile Register* Super Southeast 120 ... Rivals.com Top 20 Tight Ends ... Rivals.com Alabama Top 25 ... *SuperPrep* Dixie Team ... *Montgomery Advertiser* honorable mention all-state football team ... *PrepStar* All-Region ... Scout.com Postseason Alabama Top 30 ... Scout.com top 100 defensive ends and tight ends.

PERSONAL — Born Aug. 27, 1986 ... Son of Kyle and Laurie McCain ... Major: Health Services Administration.



ONTERIO #23
McCALEBB RB
5-10 • 164 • Fr. • HS
Fort Meade, Fla. (Hargrave Military Academy)
Liberal Arts

CAREER — Became the first AU freshman to ever rush for 100 yards or more in his first two games ... Is just the fourth AU freshman to rush for 100 yards or more in any two consecutive games (Carnell Williams in 2001, Darrell Williams in 1989 and Ron O'Neal in 1981) ... T-10th in rushing yardage for a freshman in AU history ... Needs 58 yards rushing to move into tie for fifth with Tommie Agee (604 yards in 1983) ... Became sixth AU freshman to rush for 500 yards in a season.

2009 — Named *SEC Freshman of the Week* (9/7) ... Appeared in 10 games with two starts ... Became first freshman RB since Bo Jackson (1982) to rush for 100 yards in a game with 148 yards in season opener vs. Louisiana Tech ... Also had one TD vs. Tech, scoring on a 3-yard run ... Also returned two kickoffs for 49 yards vs. Tech ... Started at TB vs. Mississippi State and recorded second consecutive 100-yard rushing effort, going for 114 yards on 16 carries ... Also returned four kickoffs for 81 yards vs. Mississippi State ... Rushed for 20 yards on eight carries vs. West Virginia ... Also returned two kickoffs for 32 yards, with long of 16 yards vs. WVA ... Against Ball State, led Tigers with 83 yards rushing on eight carries and scored from 1-yard out in second quarter ... Had season-long run of 62 yards to set up TD run ... Did not play in second half vs. Ball State due to injury ... Accumulated 204 all-purpose yards against Tennessee ... Rushed 13 times for 51 yards, hauled in a season-high with three receptions and 62 yards and piled up 91 kickoff return yards on a pair of returns ... Against Arkansas, scored on a 3-yard run and accounted for 42 total yards ... Against Kentucky, rushed for 22 yards on seven carries and caught one pass for 2 yards ... Saw limited time vs. LSU due to injury, rushing just three times for 3 yards ... Did not play vs. Ole Miss and Furman due to injury ... Started vs. Georgia, rushing 11 times for 60 yards with a long run of 20 yards ... Against Alabama, rushed five times for 23 yards

PREP SCHOOL — Prep School Coach: Robert Prunty ... Spent the 2008 season at Hargrave Military Academy, where he rushed for 755 yards and four touchdowns in eight games ... Also returned a kick 95 yards for a score, a punt 96 yards for a touchdown and scored on a 68-yard screen pass ... Rated by Rivals.com as the No. 1 prep school running back prospect in the country and No. 4 overall ... One of just four prep school running backs to receive four stars by Scout.com.

HIGH SCHOOL — High School Coach: Mike Hayde ... As a senior, recorded 1,995 yards rushing and 27 touchdowns ... Also had 11 receptions for 300 yards ... Had two kicks returned for scores ... As a junior, rushed for 1,500 yards and 25 touchdowns ... Also had 500 yards receiving and six touchdowns ... Named to All-Southeast Region team by PrepStar ... Ranked the 34th player in the SuperPrep Florida 111 ... Named to Florida Super 75 by Jacksonville Times Union ... Named to Orlando Sun Sentinel Top 100 in Florida ... Ranked the 38th best running back in the nation by Scout.com.

PERSONAL — Born Aug. 10, 1989 ... Son of Derrick Baker and Staphisa McMillian ... Major: Liberal Arts.

MCCALEBB'S CAREER RUSHING STATS

YEAR	G/GS	NO	YDS	AVG	TD	LP/OPPONENT
2009	10/2	99	547	5.5	4	62/Ball State

MCCALEBB'S GAME-BY-GAME RUSHING STATS

DATE	OPPONENT	ATT	YDS	Avg.	TD	TD Runs
9/5/09	LOUISIANA TECH	22	148	6.7	1	3
9/12/09	* MISSISSIPPI STATE	16	114	7.1	1	48
9/19/09	WEST VIRGINIA	8	20	2.5	0	--
9/26/09	BALL STATE	8	83	10.4	1	1
10/3/09	at Tennessee	13	51	3.9	0	--
10/10/09	at Arkansas	6	23	3.8	1	3
10/17/09	KENTUCKY	7	22	3.1	0	--
10/24/09	at LSU	3	3	1.0	0	--
10/31/09	OLE MISS					DID NOT PLAY
11/7/09	FURMAN					DID NOT PLAY
11/14/09	* at Georgia	11	60	5.5	0	--
11/27/09	ALABAMA	5	23	4.6	0	--

MCCALEBB'S GAME-BY-GAME ALL-PURPOSE YARDS

DATE	OPPONENT	REC - TDs	RUSH - TDs	KO - TDs	TOTAL - TDs
9/5/09	LOUISIANA TECH	0 - 0	148 - 1	49 - 0	197 - 1
9/12/09	* MISSISSIPPI STATE	0 - 0	114 - 1	81 - 0	195 - 1
9/19/09	WEST VIRGINIA	0 - 0	20 - 0	32 - 0	52 - 0
9/26/09	BALL STATE	-3 - 0	83 - 0	0 - 0	80 - 0
10/3/09	at Tennessee	62 - 0	51 - 0	91 - 0	204 - 0
10/10/09	at Arkansas	0 - 0	23 - 1	19 - 0	42 - 1
10/17/09	KENTUCKY	2 - 0	22 - 0	0 - 0	24 - 0
10/24/09	at LSU	0 - 0	3 - 0	0 - 0	3 - 0
10/31/09	OLE MISS				DID NOT PLAY
11/7/09	FURMAN				DID NOT PLAY
11/14/09	at Georgia	-3 - 0	60 - 0	0 - 0	57 - 0
11/27/09	ALABAMA	0 - 0	23 - 0	0 - 0	23 - 0



WALTER #6
McFADDEN DB
6-0 • 175 • Sr. • 3L
Pompano Beach, Fla. (Ely)
Graduate

CAREER — Has started 24 consecutive games.

2009 — Associated Press *Second-Team All-SEC* ... Coaches' *Second-Team All-SEC* ... 6th in SEC/T-31st in NCAA in passes defended per game, 1.00 pg ... T-5th in SEC/T-40th in NCAA in INT's, 4 ... SEC Defensive Player of the Week (11/2) ... SEC Good Works Team ... Started all 12 games ... Started and recorded one pass break-up with two tackles in season opener vs. Louisiana Tech ... Broke up one pass and tallied four solo tackles in victory over Mississippi State ... Picked off a pass to end scoring threat and totaled five solo tackles vs. West Virginia ... Interception came at AU 28-yard line vs. WVA ... Registered three tackles, with a pair of solo stops, vs. Ball State ... Broke up two passes and totaled six tackles in win vs. Tennessee ... Of 20 tackles, 13 have been solo stops ... Against Arkansas, had an INT, recovered a fumble, broke up a pass and totaled two tackles before leaving with injury ... Did not play second half vs. Hogs due to injury ... Against Kentucky, had a TFL (minus 2 yards) and three solo tackles ... Broke up one pass, had a TFL (minus 3 yards) and totaled two solo tackles vs. LSU ... Set career high



The Players



with two INT's vs. Ole Miss ... Returned first pick 29 yards for touchdown to give AU 24-7 lead vs. Rebels ... Notched second pick with 2:54 left in game to stop Ole Miss drive and seal victory ... Also tied career-best with five tackles vs. Ole Miss, including 1.5 TFL's and a pass break-up ... Had one solo stop in a half of play vs. Furman ... Against Georgia, had 1.0 TFL (minus 5 yards) and three total tackles including two solo stops ... Broke up one pass and had two solo tackles vs. Alabama.

2008 — Finished 12th in SEC in passes defended per game (0.83) ... Started all 12 games, totaling 29 tackles with 1.5 TFL's for minus 7 yards ... Led team with eight pass break-ups ... Tied for second on team with two interceptions ... Earned first career start in season opener vs. Louisiana-Monroe ... Did not register a tackle vs. Warhawks ... Had one TFL (minus five yards), a pass break-up and five tackles against Southern Miss ... Four of five tackles vs. USM were solo ... Intercepted first pass of season with less than three minutes remaining in game to seal victory at Mississippi State ... Also had four solo tackles vs. MSU ... Broke up two passes and had one solo tackle vs. LSU ... Had three tackles vs. Vanderbilt ... Had two pass break-ups, one QB hurry and tied career-best with five tackles, three solo, vs. Arkansas ... Picked off a pass and returned it 18 yards vs. West Virginia ... Also had two solo stops vs. WVA ... Tied a career-high with five tackles vs. Ole Miss ... Had half a TFL for minus 2 yards to go with two total tackles vs. UT Martin ... Played, but did not have a tackle vs. Georgia ... Broke up one pass and had two solo tackles vs. Alabama.

SPRING 2008 — Named the Most Improved Defensive Back by the coaching staff following spring drills.

2007 — Appeared in every game ... Had one assist in opener against Kansas State ... One stop versus New Mexico State ... Career-best two tackles in win over Vanderbilt ... Recorded one tackle in back-to-back games vs. LSU and Ole Miss ... Returned an interception for first career TD vs. Tennessee Tech ... Interception went for career-best 93 yards, which was longest interception return since Calvin Jackson's 96-yard return vs. Florida in 1993 ... Had four tackles, with one tackle for a loss and one pass break-up against Clemson in the Chick-fil-A Bowl.

2006 — Played in 11 games, posting two tackles ... Finished with one tackle apiece against Buffalo and Mississippi State ... Also saw action against Washington State, LSU, South Carolina, Tulane, Ole Miss, Arkansas State and Alabama.

2005 — Redshirted.

HIGH SCHOOL — High School Coach: Willie Snead ... Registered 67 tackles and four interceptions as a senior ... Added two touchdowns on kick returns ... Made four interceptions as a junior ... Florida Sports Writers Association first-team all-state ... Rivals.com Top 25 Cornerbacks ... Rivals.com Florida Top 100 ... Scout.com top 50 cornerbacks ... PrepStar All-Region ... Selected to participate in the Dade-Broward All Star Game ... *Miami Herald* All-Broward Defensive Football Team honorable mention ... Led his team to a 10-3 record and to the fourth round of the playoffs.

PERSONAL — Born Jan. 21, 1987 ... Son of Ella and Walter McFadden ... Graduated with degree in Public Administration in Spring 2009.

McFADDEN'S CAREER DEFENSIVE STATS

YEAR	G/GS	TT	UT	AT	TFL-YDS	QBS-YDS	FF/FR	PD	INT-YDS
2006	11/0	2	2	0	0.0-0	0.0-0	0/0	0	0-0
2007	13/0	10	5	5	1.0-4	0.0-0	0/0	2	1-93
2008	12/12	29	17	12	1.5-7	0.0-0	0/0	10	2-18
2009	12/12	37	28	9	4.5-15	0.0-0	0/0	12	4-54
Totals	48/24	78	52	26	7.0-26	0.0-0	0/0	24	7-165

McFADDEN'S CAREER GAME HIGH STATS

	No.	Opponent	Date
Tackles	5	6x (last vs. Ole Miss)	10/31/09
Interceptions	2	vs. Ole Miss	10/31/09

McFADDEN'S GAME-BY-GAME DEFENSIVE STATS

DATE	OPPONENT	TT	UT	AT	PD	INT-YDS
9/11/07	KANSAS STATE	1	0	1	0	0-0
9/8/07	SOUTH FLORIDA	0	0	0	0	0-0
9/15/07	MISSISSIPPI STATE	0	0	0	0	0-0
9/22/07	NEW MEXICO STATE	1	1	0	0	0-0
9/29/07	at Florida	0	0	0	0	0-0
10/6/07	VANDERBILT	2	1	1	0	0-0
10/13/07	at Arkansas	0	0	0	0	0-0
10/20/07	at LSU	1	1	0	0	0-0
10/27/07	OLE MISS	1	0	1	0	0-0
11/3/07	TENNESSEE TECH	0	0	0	0	1-93
11/10/07	at Georgia	0	0	0	0	0-0
11/24/07	ALABAMA	0	0	0	0	0-0
12/31/07	vs. Clemson (Chick-fil-A)	4	2	2	1	0-0

DATE	OPPONENT	TT	UT	AT	PD	INT-YDS
8/30/08	* LOUISIANA-MONROE	0	0	0	0	0-0
9/6/08	* SOUTHERN MISS	5	4	1	1	0-0
9/13/08	* MISSISSIPPI STATE	4	4	0	1	1-0
9/20/08	* LSU	1	1	0	2	0-0
9/27/08	* TENNESSEE	0	0	0	0	0-0
10/4/08	* at Vanderbilt	3	0	3	0	0-0
10/11/08	* ARKANSAS	5	3	2	2	0-0
10/23/08	* at West Virginia	2	2	0	1	1-18
11/1/08	* at Ole Miss	5	0	5	0	0-0
11/8/08	* TENNESSEE-MARTIN	2	1	1	0	0-0
11/15/08	* GEORGIA	0	0	0	0	0-0
11/29/08	* at Alabama	2	2	0	1	0-0

DATE	OPPONENT	TT	UT	AT	PD	INT-YDS
9/5/09	* LOUISIANA TECH	2	1	1	1	0-0
9/12/09	* MISSISSIPPI STATE	4	4	0	1	0-0
9/19/09	* WEST VIRGINIA	5	5	0	1	1(-4)
9/26/09	* BALL STATE	3	2	1	0	0-0
10/3/09	* at Tennessee	5	1	4	2	0-0
10/10/09	* at Arkansas	2	1	1	1	1-0
10/17/09	* KENTUCKY	3	3	0	0	0-0
10/24/09	* at LSU	2	2	0	1	0-0
10/31/09	* OLE MISS	5	4	1	1	2-58
11/7/09	* FURMAN	1	1	0	0	0-0
11/14/09	* at Georgia	3	2	1	0	0-0
11/27/09	* ALABAMA	2	2	0	1	0-0



GABE

#83

McKENZIE

DE

6-5 • 252 • Sr. • 3L

Mobile, Ala. (Davidson)

Graduate

2009 — Appeared in 12 games ... Saw playing time, but did not have a catch in season opener vs. Louisiana Tech ... Switched to defensive end in week four, logging one solo tackle vs. Ball State ... Played several snaps on defense against Kentucky and LSU despite not logging a tackle ... Did not play vs. Ole Miss ... Had one solo tackle vs. Furman ... Saw playing time but did not record a tackle vs. Georgia and Alabama.

2008 — Played in all 12 games with one start ... Moved back to tight end after spending first 10 games at defensive end ... Switched from tight end to defensive end during preseason camp ... Finished with 11 tackles, 2.5 TFL's and one interception on defense and three catches for 33 yards on offense ... Registered two tackles, one solo, in season opener vs. Louisiana-Monroe ... Recorded two solo tackles against Southern Miss ... Had two tackles in win at Mississippi State ... Against LSU, picked off a pass and returned it 24 yards for a TD to give AU 14-3 lead ... Also had a half a TFL for minus 1 yard vs. LSU ... Had one solo tackle vs. Vanderbilt ... Had half a TFL vs. West Virginia ... Registered two tackles, with 1.5 TFL's for minus 4 yards and one QB hurry vs. UT Martin ... Against Georgia, returned to tight end and caught two passes for 27 yards, including a long catch of 21 yards ... Hauled in one pass for 6 yards vs. Alabama.

2007 — Seventh on team in receptions (13) and eighth on team in receiving yards (117) ... With TD catch in first two games, was first AU player since Devin Aromashodu in 2004 (Tennessee, Virginia Tech) to catch a touchdown pass in consecutive games ... First AU tight end with TD catch in back-to-back games since Jack Schwieger (Idaho, LSU) in 1999 ... Tied a career high with four catches for 42 yards and a touchdown in opener against Kansas State ... Caught game-winning touchdown from 3 yards out with 2:01 remaining in contest ... Three grabs for 27 yards and a 3-yard touchdown reception against South Florida ... Two catches for 11 yards against Mississippi State, including a spectacular play where he leaped over would-be tackler ... Had two catches for 16 yards vs. Tennessee Tech.

2006 — *The Sporting News Freshman All-America Honorable Mention* ... Finished with 13 receptions for 137 yards and a touchdown ... Caught one pass for 12 yards in the Cotton Bowl against Nebraska ... Posted one reception for 9 yards against Ole Miss ... Totaled two receptions for 11 yards against Tulane ... Finished with two receptions for 21 yards against Arkansas ... Against South Carolina, caught a 25-yard pass from Brandon Cox on Auburn's



The Players



first drive and tightroped the left sideline before being brought down at the Gamecocks' 30 ... Caught a 13-yard pass in the third quarter giving Auburn a first down against LSU ... Caught four passes for 42 yards, including a 6-yard touchdown reception from Brandon Cox in the first quarter, against Mississippi State ... TD reception and catches were the first of his career.

2005 — Redshirted.

HIGH SCHOOL — High School Coach: Fred Riley ... Averaged 18 yards a catch and 90 percent on blocking assignments which earned him all-state honors as a senior ... Helped lead his team to a 9-3 record and to the second round of the playoffs ... Caught 26 balls for 367 yards and 14 touchdowns as a junior ... All-league and all-area honors ... Lemming All-American Team ... Lemming All-Southeast Team ... *Mobile Register's* Elite 18 list ... *SuperPrep* All-America 279 ... *SuperPrep* Dixie Team ... U.S. Army All-American Bowl Nominee ... ESPN.com's Top 25 Class of 2005 Tight ends ... Lemming's Top 100 ... Named to the All-Southern Football Team by the *Orlando Sentinel* ... *Mobile Register* Super Southeast 120 ... *Montgomery Advertiser* all-state football team ... Alabama Sports Writers Association's Super 12 ... *Birmingham News* Super Senior ... *PrepStar* All-Region ... Scout.com Alabama Top 30 ... Scout.com top 20 tight ends ... Rivals.com Weakside Defensive Ends Top 10 ... Rivals.com Alabama Top 25 ... Averaged 13 points on the basketball team.

PERSONAL — Born Aug. 9, 1986 ... Son of Gabriel and Kathy McKenzie ... Graduated in August 2009 with a degree in Criminology.

McKENZIE'S CAREER DEFENSIVE STATS

YEAR	G/GS	TT	UT	AT	TFL-YDS	QBS-YDS	FF/FR	PD	I/YDS
2008	12/1	11	6	5	2.5-5	0.0-0	0/0	0	1-24
2009	12/0	2	2	0	0.0-0	0.0-0	0/0	0	0-0
TOTALS	24/1	13	8	5	2.5-5	0.0-0	0/0	0	0-0

McKENZIE'S GAME-BY-GAME DEFENSIVE STATS

DATE	OPPONENT	TT	UT	AT	TFL-YDS	QBS-YDS
9/26/09	BALL STATE	1	1	0	0.0-0	0.0-0
10/3/09	at Tennessee	0	0	0	0.0-0	0.0-0
10/10/09	at Arkansas	0	0	0	0.0-0	0.0-0
10/17/09	KENTUCKY	0	0	0	0.0-0	0.0-0
10/24/09	at LSU	0	0	0	0.0-0	0.0-0
10/31/09	OLE MISS	0	0	0	0.0-0	0.0-0
11/7/09	FURMAN	1	1	0	0.0-0	0.0-0
11/14/09	at Georgia	0	0	0	0.0-0	0.0-0
11/27/09	ALABAMA	0	0	0	0.0-0	0.0-0

McKENZIE'S CAREER RECEIVING STATS

YEAR	G/GS	NO	YDS	AVG	TD	LP/OPPONENT
2006	13/0	13	137	10.5	1	25/South Carolina
2007	13/0	13	117	9.0	2	20/Kansas State
2008	12/1	3	33	11.0	0	21/Georgia
2009	12/0	0	0	0.0	0	---
Totals	50/1	29	287	9.9	3	25/South Carolina

McKENZIE'S CAREER GAME HIGH STATS

	No.	Opponent	Date
Receptions	4	2x (last vs. Kansas State)	9/1/07
Rec. Yards	42	2x (last vs. Kansas State)	9/1/07
Rec. TDs	1	3x (last vs. South Florida)	9/8/07

McKENZIE'S GAME-BY-GAME RECEIVING STATS

DATE	OPPONENT	REC	YDS	AVG	TD	TD REC
9/2/06	WASHINGTON STATE	0	0	0.0	0	--
9/9/06	at Mississippi State	4	42	10.5	1	6
9/16/06	LSU	1	13	13.0	0	--
9/23/06	BUFFALO	1	4	4.0	0	--
9/28/06	at South Carolina	1	25	25.0	0	--
10/7/06	ARKANSAS	2	21	10.5	0	--
10/14/06	FLORIDA	0	0	0.0	0	--
10/21/06	TULANE	2	11	5.5	0	--
10/28/06	at Ole Miss	1	9	9.0	0	--
11/4/06	ARKANSAS STATE	0	0	0.0	0	--
11/11/06	GEORGIA	0	0	0.0	0	--
11/18/06	at Alabama	0	0	0.0	0	--
11/1/07	vs. Nebraska (Cotton)	1	12	12.0	0	--

DATE	OPPONENT	REC	YDS	AVG	TD	TD REC
9/1/07	KANSAS STATE	4	42	10.5	1	3
9/8/07	SOUTH FLORIDA	3	27	9.0	1	3
9/15/07	MISSISSIPPI STATE	2	11	5.5	0	--
9/22/07	NEW MEXICO STATE	1	14	14.0	0	--
9/29/07	at Florida	1	7	7.0	0	--
10/6/07	VANDERBILT	0	0	0.0	0	--
10/13/07	at Arkansas	0	0	0.0	0	--
10/20/07	at LSU	0	0	0.0	0	--
10/27/07	OLE MISS	0	0	0.0	0	--
11/3/07	TENNESSEE TECH	2	16	8.0	0	--
11/10/07	at Georgia	0	0	0.0	0	--
11/24/07	ALABAMA	0	0	0.0	0	--
12/31/07	vs. Clemson (Chick-fil-A)	0	0	0.0	0	--

DATE	OPPONENT	REC	YDS	AVG	TD	TD REC
8/30/08	LOUISIANA-MONROE	0	0	0.0	0	--
9/6/08	SOUTHERN MISS	0	0	0.0	0	--
9/13/08	MISSISSIPPI STATE	0	0	0.0	0	--
9/20/08	LSU	0	0	0.0	0	--
9/27/08	TENNESSEE	0	0	0.0	0	--
10/4/08	at Vanderbilt	0	0	0.0	0	--
10/11/08	ARKANSAS	0	0	0.0	0	--
10/23/08	at West Virginia	0	0	0.0	0	--
11/1/08	at Ole Miss	0	0	0.0	0	--
11/8/08	TENNESSEE-MARTIN	0	0	0.0	0	--
11/15/08	GEORGIA	2	27	13.5	0	--
11/29/08	* at Alabama	1	6	6.0	0	--

DATE	OPPONENT	REC	YDS	AVG	TD	TD REC
9/5/09	LOUISIANA TECH	0	0	0.0	0	--
9/12/09	MISSISSIPPI STATE	0	0	0.0	0	--
9/19/09	WEST VIRGINIA	0	0	0.0	0	--



MIKE

#26

McNEIL

S

6-2 • 201 • Jr. • 2L

Mobile, Ala. (W.P. Davidson)

Communications

2009 — Did not play due to injury.

2008 — Finished 26th in SEC in tackles per game (5.4) ... Started every game at safety ... Finished second on team with 65 tackles and a team-high 42 solo stops ... Also had 3.0 TFLs for minus 9 yards and 1.0 sacks for minus 4 yards ... Made first career start in season opener vs. Louisiana-Monroe, but did not record a tackle ... Registered six tackles, two solo, against Southern Miss ... Recorded first career sack (minus 4 yards) in win at Mississippi State ... Finished with two solo tackles vs. MSU ... Tied for team lead with eight tackles, seven solo, vs. LSU ... Also had one TFL for minus 3 yards vs. LSU ... Third on team in tackles vs. Tennessee with five stops, two solo ... Tied career-best and led team with nine tackles, six solo, against Vanderbilt ... Tied career-best with nine tackles, five solo, vs. Arkansas ... Has 31 tackles, 20 solo, in last four games (LSU, Tennessee, Vandy, Arkansas) ... Talled one TFL for minus 2 yards and had four tackles, three solo, vs. West Virginia ... Registered five tackles, three solo, vs. Ole Miss ... Recovered one fumble, broke up two passes and tallied six tackles, five solo, vs. UT Martin ... Against Georgia, totaled six tackles with three solo stops ... Blocked a PAT attempt and recorded five total tackles, four solo, vs. Alabama.

2007 — Led team with 15 special teams tackles ... 15 of 35 tackles (43 percent) came on special teams ... Had 22 solo tackles ... Recorded a special teams tackle in first six games, including two each against Florida and Vanderbilt ... Considerable action against South Florida, tallying a career-best nine tackles, which tied for fourth best on team ... Also had a half TFL against the Bulls ... Had two tackles against Mississippi State and New Mexico State ... Three tackles against Florida, including two on special teams ... Four tackles versus Vanderbilt, including two on special teams ... Had six tackles, four solo, vs. Tennessee Tech ... Had one tackle vs. Clemson in the Chick-fil-A Bowl.

HIGH SCHOOL — High School Coach: Fred Riley ... Totaled 90 tackles, two sacks, three interceptions and one forced fumble in his senior season ... Made 81 tackles, four picks and added two sacks as a junior ... Named to the 6A All-State team by the



The Players



Alabama Sports Writers Association ... Listed as No. 1 prospect in state of Alabama by the *Birmingham News* ... Ranked the No. 8 safety recruit, the third overall prospect in Alabama and the 86th overall recruit in the nation by Rivals.com ... Ranked the No. 1 safety prospect in the nation and the eighth overall recruit by Espn.com ... Named a *PrepStar* "Dream Team" recruit and the No. 10 defensive back in the *PrepStar* 100 ... Ranked No. 95 in the Scout Hot 100 ... Selected to play in the Offense-Defense All-American Bowl after his senior season ... Named a member of the *Orlando Sentinel's* All-Southern Team and the *Atlanta Journal-Constitution's* Super Southern 100 ... Rated the No. 1 Alabama prospect in the *Mobile Press-Register's* Elite 18 and the sixth overall recruit on the Register's Super Southeast 120 list ... Played in the AHSAA North/South All-Star game as a junior.

PERSONAL — Born March 2, 1989 ... Son of Melodie Campbell ... Lives with grandparents Clifton and Ruby McNeil ... Major: Communications.

MCNEIL'S CAREER DEFENSIVE STATS

YEAR	G/GS	TT	UT	AT	TFL-YDS	QBS-YDS	FF/FR	PD	I/YDS
2007	13/0	35	22	13	0.5-1	0.0-0	0/0	0	0/0
2008	12/12	65	42	23	3.0-9	1.0-4	0/1	2	0/0
Totals	25/12	100	64	36	3.5-10	1.0-4	0/1	2	0/0

MCNEIL'S CAREER GAME HIGH STATS

No.	Opponent	Date
Tackles	9	3x (last vs. Arkansas)
		10/11/08

MCNEIL'S GAME-BY-GAME DEFENSIVE STATS

DATE	OPPONENT	TT	UT	AT	PD	INT-YDS
9/1/07	KANSAS STATE	1	0	1	0	0-0
9/8/07	SOUTH FLORIDA	9	4	5	0	0-0
9/15/07	MISSISSIPPI STATE	2	1	1	0	0-0
9/22/07	NEW MEXICO STATE	2	2	0	0	0-0
9/29/07	at Florida	3	3	0	0	0-0
10/6/07	VANDERBILT	4	2	2	0	0-0
10/13/07	at Arkansas	0	0	0	0	0-0
10/20/07	at LSU	5	3	2	0	0-0
10/27/07	OLE MISS	1	0	1	0	0-0
11/3/07	TENNESSEE TECH	6	4	2	0	0-0
11/10/07	at Georgia	0	0	0	0	0-0
11/24/07	ALABAMA	1	0	1	0	0-0
12/31/07	vs. Clemson (Chick-fil-A)	1	1	0	0	0-0

DATE	OPPONENT	TT	UT	AT	PD	INT-YDS
8/30/08	* LOUISIANA-MONROE	0	0	0	0	0-0
9/6/08	* SOUTHERN MISS	6	2	4	0	0-0
9/13/08	* MISSISSIPPI STATE	2	2	0	0	0-0
9/20/08	* LSU	8	7	1	0	0-0
9/27/08	* TENNESSEE	5	2	3	0	0-0
10/4/08	* at Vanderbilt	9	6	3	0	0-0
10/11/08	* ARKANSAS	9	5	4	0	0-0
10/23/08	* at West Virginia	4	3	1	0	0-0
11/1/08	* at Ole Miss	5	3	2	0	0-0
11/8/08	* TENNESSEE-MARTIN	6	5	1	2	0-0
11/15/08	* GEORGIA	6	3	3	0	0-0
11/29/08	* at Alabama	5	4	1	0	0-0



**PHILIP
PIERRE-LOUIS** #42
WR
5-8 • 157 • RFr. • RS
Ft. Lauderdale, Fla. (St. Thomas Aquinas)
Pre-Business

2009 — Appeared in six games ... Returned two punts for 9 yards vs. Tennessee ... Had one 15-yard punt return vs. Arkansas ... Had a 25-yard kick return vs. LSU ... Returned three kickoffs for 63 yards and five punts for 24 yards vs. Furman.

2008 — Redshirted after suffered season-ending knee injury on opening kickoff of season.

HIGH SCHOOL — High School Coach: George Smith ... As a senior, had 30 recep-

tions for 586 yards and five touchdowns, while rushing 11 times for 148 yards and two TDs ... Returned 13 kickoffs for 313 yards and 27 punt returns for 538 yards as a senior ... Class 5A first-team all-state selection ... Helped St. Thomas Aquinas win the Florida 5A State Championship ... Ranked 54th nationally at athlete by Rivals.com ... No. 149 ranked wide receiver nationally by Scout.com.

PERSONAL — Born Dec. 18, 1989 ... Son of Philip and Vivian Pierre-Louis ... Major: Pre-Business.



**RYAN
PUGH** #50
OL
6-4 • 289 • Jr. • 2L
Hoover, Ala. (Hoover)
Pre-Building Science

CAREER — Has started 30 games and appeared in 31.

2009 — *Associated Press Second-Team All-SEC ... Phil Steele's Third-Team Midseason All-SEC ... ESPN The Magazine Academic All-District IV Second Team* ... Started all 12 games ... Started at center in season opener vs. Louisiana Tech and tallied five knockdown blocks ... Did not allow a sack on 27 pass attempts vs. Tech ... Started against Mississippi State and did not allow a sack in 24 pass attempts ... Totaled nine knockdown blocks, second most among offensive linemen, against Mississippi State ... Played every snap vs. West Virginia and totaled 8.5 knockdown blocks ... Led Tigers with 12 knockdown blocks against Ball State ... Totaled six knockdown blocks vs. Tennessee ... Finished with third-highest knockdown total vs. Arkansas, with seven ... Against Kentucky, helped Tigers rush for 220 yards and totaled five knockdown blocks ... Finished second on o-line with eight knockdown blocks vs. LSU ... Registered 2.5 knockdown blocks vs. Ole Miss ... Played only first half vs. Furman and finished with six knockdown blocks, second most for o-linemen ... Leads o-linemen with 70 knockdown blocks this season ... Is part of line that has allowed 18 sacks in 331 pass attempts this season.

2008 — Started every game ... Had season-high grade of 97 percent vs. UT Martin ... Finished with 70 rodeo blocks, 25 cockroach blocks and 15 pancake blocks ... In season opener vs. Louisiana-Monroe, grading at 88 percent on 74 snaps with three cockroach blocks, two pancake blocks and six rodeo blocks ... Graded at 89 percent overall on 76 snaps vs. Southern Miss ... Started at center and had 16 rodeo blocks, four cockroach blocks and one pancake blocks vs. USM ... Started second game at center, grading 88 percent overall on 75 snaps vs. Mississippi State ... Had 4.5 pancake blocks and 10 rodeo blocks vs. MSU ... Graded at 91 percent on 70 snaps vs. LSU with 10 rodeo, one cockroach and one pancake block vs. LSU ... On 71 snaps vs. Tennessee, graded at 86 percent overall with eight rodeo blocks ... Posted an 88 percent overall grade on 66 snaps vs. Vanderbilt ... Graded at 86 percent overall on 62 snaps vs. Arkansas ... Had six rode, six cockroach and one pancake blocks vs. Razorbacks ... Posted a team-best 96 percent overall grade on 66 snaps vs. West Virginia ... Also had two rodeo, five cockroach and 2.5 pancake blocs vs. WVA ... Graded at 81 percent overall on 71 snaps vs. Ole Miss ... Had two rodeo and three cockroach blocks vs. Rebels ... On 65 snaps vs. UT Martin, graded at 97 percent overall with six rodeo and one pancake block ... Against Georgia, posted a 93 percent overall grade on 70 snaps with four rodeo, two cockroach and one pancake blocks.

2007 — *Collegefootballnews.com's Freshman All-America Second Team ... Coaches' All-SEC Freshman Team ... Scout.com Honorable Mention Freshman All-American* ... Appeared in seven games with six starts at left tackle ... Did not play in LSU game ... Also played center in second half of Vanderbilt game after starting center Jason Bosley was injured ... Made first career start in the New Mexico State game ... Was his first action in an Auburn uniform ... Posted a 87 percent grade overall, while finishing with a 102 percent score on assignments ... One of three true freshmen, joining RG Chaz Ramsey and RT Lee Ziemba, to start on the offensive line against the Aggies ... In first career SEC start, at Florida, posted a 73 percent overall grade and 89 percent on assignments ... Against Vanderbilt played 56 snaps, finishing with a 89 percent overall grade and a 101 percent on assignments ... In 50 snaps against Arkansas, graded out at 93 percent overall ... Suffered a leg injury in third quarter against the Razorbacks ... Limited to eight snaps vs. Ole Miss, grading at 96 percent ... Did not play vs. Tennessee Tech ...



The Players



Returned to action against Alabama and graded at 87 percent overall on 65 snaps.

HIGH SCHOOL — High School Coach: Rush Propst ... Played both center and offensive tackle at Hoover High, leading the team to a state runner-up finish his senior season ... Named the 6A Lineman of the Year, All-State and to the "Super 12" by the ASWA ... Also awarded 6A All-State and Super All-State honors by the *Birmingham News* ... Slated as the No. 1 center recruit in the nation by Espn.com ... Listed as No. 4 prospect in state of Alabama by the *Birmingham News* ... Ranked second nationally among centers and the No. 7 overall recruit in Alabama by Rivals.com ... Named a *PrepStar* All-American ... Started and played every snap for the East in the U.S. Army All-American Bowl ... Selected by the AHSAA to play in the Alabama North/South All-Star game as a junior... Ranked 73rd in the *Mobile Press-Register's* Super Southeast 120.

PERSONAL — Born December 4, 1988 ... Son of Sandra and Toney Pugh ... Major: Pre-Building Science.



SPENCER

#39

PYBUS

LB

6-0 • 215 • So. • 1L

Dothan, Ala. (Northview)

Building Science

2009 — Did not play due to injury.

2008 — *All-SEC Freshman Team* ... Played in all 12 games ... Recorded one TFL and 14 tackles in limited action ... Had one solo tackle and one fumble recovery in first collegiate game vs. Louisiana-Monroe ... Had a QB hurry vs. LSU ... Logged significant time vs. Tennessee, recording three tackles with one solo stop ... Registered two tackles, one solo, vs. Vanderbilt ... Against Arkansas, had 1.0 TFL for minus 4 yards and three tackles, two solo, and one pass break-up ... Had two assisted tackles vs. Ole Miss ... Had one solo tackle vs. Georgia ... Recorded one solo tackle vs. Alabama.

HIGH SCHOOL — As a senior, tallied 146 tackles including six for losses and five sacks ... Intercepted three passes and returned two for touchdowns ... Two-year starter at Northview, leading team to its first winning since since 1999 as a senior ... Named Class 6A Honorable Mention all-state as both a senior and a junior by the Alabama Sports Writers Association ... Had 128 tackles and two sacks as a junior ... No. 60-ranked outside linebacker by Scouts, Inc. ... Named to the *Dothan Eagle* Football Super 12.

PERSONAL — Born Oct. 20, 1989... Son of Sonny and Denise Pybus ... Major: Building Science.

PYBUS' CAREER DEFENSIVE STATS

YEAR	G/GS	TT	UT	AT	TFL-YDS	QBS-YDS	FF/FR	PD	IYDS
2008	12/0	14	7	7	1.0-4	0.0-0	0/1	1	0-0

PYBUS' GAME-BY-GAME DEFENSIVE STATS

DATE	OPPONENT	TT	UT	AT	TFL-YDS	QBS-YDS
8/30/08	LOUISIANA-MONROE	1	1	0	0.0-0	0.0-0
9/6/08	SOUTHERN MISS	0	0	0	0.0-0	0.0-0
9/13/08	MISSISSIPPI STATE	0	0	0	0.0-0	0.0-0
9/20/08	LSU	0	0	0	0.0-0	0.0-0
9/27/08	TENNESSEE	3	1	2	0.0-0	0.0-0
10/4/08	at Vanderbilt	2	1	1	0.0-0	0.0-0
10/11/08	ARKANSAS	3	2	1	1.0-4	0.0-0
10/23/08	at West Virginia	1	0	1	0.0-0	0.0-0
11/1/08	at Ole Miss	2	0	2	0.0-0	0.0-0
11/8/08	TENNESSEE-MARTIN	0	0	0	0.0-0	0.0-0
11/15/08	GEORGIA	1	1	0	0.0-0	0.0-0
11/29/08	at Alabama	1	1	0	0.0-0	0.0-0



JAKE

#91

RICKS

DL

6-4 • 292 • Sr. • 3L

Muscle Shoals, Ala. (Colbert County)

Criminology

2009 — Started all 12 games ... Has 21 tackles with a blocked PAT ... In first career start, forced one fumble, had a QB hurry and recorded a career-best six tackles vs. Louisiana Tech ... Forced fumble was career-first ... Broke up a pass and had half a TFL vs. Mississippi State ... Registered first career INT with a pick and 21-yard return vs. West Virginia ... The INT came at the WVA 37-yard line and set up AU score (TD) ... Also had two QB hurries and two tackles vs. WVA ... Totaled three tackles, two solo, against Ball State ... Had one assisted tackle and one QB hurry in win over Tennessee ... Registered one solo stop vs. Arkansas ... Against Kentucky, blocked a FG attempt that was returned for TD by Neiko Thorpe ... Also totaled three tackles with a pair of solo stops vs. UK ... Against LSU, had half a sack (minus 1 yard) and four total tackles ... Half sack was first of career ... Against Ole Miss, had half a sack (minus 5 yards) and four tackles ... Started, but did not record a tackle vs. Furman ... Set career high with eight tackles vs. Georgia ... Also had half a TFL vs. UGA ... Against Alabama, had half a sack (minus 1 yard), a pass break-up, two QB hurries and one tackle ... PBU vs. Alabama came on intercepted pass on 2-point conversion attempt.

2008 — Played in 12 games, totaling seven tackles with 2.0 TFL's for minus 8 yards ... Registered two tackles, including one tackle for loss (minus 4 yards) in season opener vs. Louisiana-Monroe ... Saw playing time vs. Southern Miss but did not record a tackle ... Limited playing time vs. Mississippi State and LSU ... Recovered a fumble in the end zone for a touchdown in 14-12 win vs. Tennessee ... Blocked a field goal attempt and had one tackle vs. Vanderbilt ... Played, but did not record a tackle vs. Arkansas ... Had 1.0 TFL for minus 4 yards and two total tackles, tying career high, vs. Ole Miss ... Broke up one pass vs. UT Martin ... Had one assisted tackle vs. Georgia ... Had one solo stop vs. Alabama.

2007 — Limited action in all 13 games ... Six stops in last seven games ... Had one TFL (-1) vs. Georgia ... Recorded two solo stops against Mississippi State, including a tackle for loss (-2) ... Tied season high with two tackles at Arkansas.

2006 — Appeared in six games ... Finished with an assisted tackle against Buffalo ... Recovered a fumble and returned in 31 yards against Mississippi State ... Also played against South Carolina, Arkansas, Tulane and Arkansas State.

HIGH SCHOOL — High School Coach: Steve Mask ... Alabama Sports Writers Association Alabama Class 3A Lineman of the Year and first team all-state as a senior ... Was the *Florence Times Daily* Class 1A-3A Player of the Year (2005) ... Ranked No. 13 among offensive tackles and the No. 6 player in the state of Alabama by Rivals.com ... Rivals.com Rivals 250 ... Ranked No. 13 in the Preseason Alabama Top 40 by Rivals.com ... Ranked No. 37 as an offensive lineman by Scout.com ... Ranked No. 45 nationally at the offensive tackle position by ESPN.com ... Ranked as the No. 70 player in the Southeast by Tom Lemming's Prep Football Report ... Rated No. 11 on the *Birmingham News* Super Senior 2006 ... Named to the *Atlanta Journal-Constitution* Super Southern 100 ... Named to the *Orlando Sentinel* All-Southern team for the state of Alabama ... Ranked 70th on the *Mobile Register's* Super Southeast 120 list of prospects.

PERSONAL — Born June 6, 1987 ... Son of Coreg and Aretha Wilson ... Is the brother of Auburn linebacker Courtney Harden ... Major: Criminology.

RICKS' CAREER DEFENSIVE STATS

YEAR	G/GS	TT	UT	AT	TFL-YDS	QBS-YDS	FF/FR	PD	IYDS
2006	6/0	1	0	1	0.5-2	0.0-0	0/1	0	0/0
2007	13/0	8	5	3	2.0-3	0.0-0	0/0	0	0/0
2008	12/0	7	3	4	2.0-8	0.0-0	0/1	1	0/0
2009	12/12	34	13	21	2.5-7	1.5-7	1/0	3	1/21
Totals	43/12	50	21	29	7.0-20	1.5-7	1/2	4	1/21

RICKS' CAREER GAME HIGH STATS

	No.	Opponent	Date
Tackles	8	Georgia	11/14/09
Tackles for loss	1.0	4x (last vs. Ole Miss)	11/1/08
Sacks	0.5	3x (last vs. Alabama)	11/27/09



The Players



RICKS' GAME-BY-GAME DEFENSIVE STATS

DATE	OPPONENT	TT	UT	AT	TFL-YDS	QBS-YDS
9/1/07	KANSAS STATE	0	0	0	0.0-0	0.0-0
9/8/07	SOUTH FLORIDA	0	0	0	0.0-0	0.0-0
9/15/07	MISSISSIPPI STATE	2	2	0	1.0-2	0.0-0
9/22/07	NEW MEXICO STATE	0	0	0	0.0-0	0.0-0
9/29/07	at Florida	0	0	0	0.0-0	0.0-0
10/6/07	VANDERBILT	0	0	0	0.0-0	0.0-0
10/13/07	at Arkansas	2	1	1	0.0-0	0.0-0
10/20/07	at LSU	1	0	1	0.0-0	0.0-0
10/27/07	OLE MISS	1	0	1	0.0-0	0.0-0
11/3/07	TENNESSEE TECH	1	0	1	0.0-0	0.0-0
11/10/07	at Georgia	1	1	0	1.0-1	0.0-0
11/24/07	ALABAMA	0	0	0	0.0-0	0.0-0
12/31/07	vs. Clemson (Chick-fil-A)	0	0	0	0.0-0	0.0-0

DATE	OPPONENT	TT	UT	AT	TFL-YDS	QBS-YDS
8/30/08	LOUISIANA-MONROE	2	1	1	1.0-4	0.0-0
9/6/08	SOUTHERN MISS	0	0	0	0.0-0	0.0-0
9/13/08	MISSISSIPPI STATE	0	0	0	0.0-0	0.0-0
9/20/08	LSU	0	0	0	0.0-0	0.0-0
9/27/08	TENNESSEE	0	0	0	0.0-0	0.0-0
10/4/08	at Vanderbilt	1	0	1	0.0-0	0.0-0
10/11/08	ARKANSAS	0	0	0	0.0-0	0.0-0
10/23/08	at West Virginia	0	0	0	0.0-0	0.0-0
11/1/08	at Ole Miss	2	1	1	1.0-4	0.0-0
11/8/08	TENNESSEE-MARTIN	0	0	0	0.0-0	0.0-0
11/15/08	GEORGIA	1	0	1	0.0-0	0.0-0
11/29/08	at Alabama	1	1	0	0.0-0	0.0-0

DATE	OPPONENT	TT	UT	AT	TFL-YDS	QBS-YDS
9/5/09	* LOUISIANA TECH	6	3	3	0.0-0	0.0-0
9/12/09	* MISSISSIPPI STATE	1	0	1	0.5-0	0.0-0
9/19/09	* WEST VIRGINIA	2	1	1	0.0-0	0.0-0
9/26/09	* BALL STATE	3	2	1	0.0-0	0.0-0
10/3/09	* at Tennessee	1	0	1	0.0-0	0.0-0
10/10/09	* at Arkansas	1	0	1	0.0-0	0.0-0
10/17/09	* KENTUCKY	3	2	1	0.0-0	0.0-0
10/24/09	* at LSU	4	1	3	0.5-1	0.5-1
10/31/09	* OLE MISS	4	2	2	0.5-5	0.5-5
11/7/09	* FURMAN	0	0	0	0.0-0	0.0-0
11/14/09	* at Georgia	8	2	6	0.5-0	0.0-0
11/27/09	* ALABAMA	1	0	1	0.5-1	0.5-1



DARRELL ROSEMAN #78
OL
6-4 • 289 • Jr. • SQ
Dunedin, Fla. (Dunedin)
Criminology

2009 — Appeared in three games, seeing playing time vs. West Virginia, Ball State and Tennessee.

2008 — Did not play.

2007 — Did not play.

2006 — Redshirted.

HIGH SCHOOL — High School Coach: Mark Everett ... Finished his senior season with 72 tackles, including 59 solo stops, 17 tackles for loss, 12 sacks, one forced fumble, two fumble recoveries and four pass breakups ... Florida Sports Writers Association Class 5A second-team all-state as a senior ... A three-year starter on both sides of the ball for Dunedin, playing defensive end, defensive tackle and offensive tackle ... Played in the Florida North-South Game ... Played for the North team in the 2005 Pinellas County All-Star Classic (selected by county coaches) ... Named to the All-SunCoast first team defense by the *St. Petersburg Times* ... Named the *St. Petersburg Times* Defensive Player of the Week for Sept. 14, 2005 ... Ranked No. 50 by Scout.com at the DT position ... Ranked No. 60 nationally among defensive tackles and the No. 99 player from the state of Florida by Rivals.com ... Ranked No. 38 in Sunshinepreps.net Pre-Spring 2006 Top 275 ... Averages 12 points and 10 rebounds a game playing center and power forward for his high school basketball team.

PERSONAL — Born Sept. 27, 1987 ... Son of Lydia Lang Royal ... Major: Criminology.



A AIRON SAVAGE #2
DB
5-11 • 173 • Sr. • 2L
Albany, Ga. (Westover)
Graduate

2009 — Missed season due to injury.

2008 — *Phil Steele's Preseason Third Team All-SEC* ... Missed season due to an injury suffered during preseason drills.

2007 — *Street & Smith's Preseason All-SEC* ... *The Sporting News Preseason All-SEC Second Team* ... Had 26 tackles in seven games ... Returned to action vs. Tennessee Tech and recorded three tackles ... Missed six games due to injury, including the South Florida, Vanderbilt, Arkansas, LSU, Miss. State and Clemson contests ... Had one solo tackle vs. Alabama ... Registered five tackles, with three solo, vs. Georgia ... Had 12 tackles in two games prior to Vanderbilt game ... Started at free safety against Kansas State with one tackle in limited action after suffering an ankle injury ... Came off bench to record four stops against Mississippi State ... Made first start since season opener against New Mexico State, recording season-high seven tackles to tie for team lead ... Had five tackles in start vs. Florida.

2006 — *Coaches Freshman All-SEC Team* ... *The Sporting News Freshman All-America Third Team* ... *Rivals.com Second-Team Freshman All-American* ... *The Sporting News SEC All-Freshman Team* ... *Named SEC Freshman of the Week (Oct. 30) after the Ole Miss game* ... Third on the team with 53 tackles and finished with four for loss (-15) ... Posted two sacks ... Tied for third on the team with five tackles against Nebraska in the Cotton Bowl ... Had a tackle for loss (-1) against the Cornhuskers ... Second on the team with eight tackles against Georgia, finishing with one for loss (-1) and forcing a first-quarter fumble ... Finished with his second sack of the season against Arkansas State ... Returned against Ole Miss and tied for the team lead with six tackles ... Also intercepted his first career pass in the third quarter ... Did not play against Tulane ... Tied for second on the team with four tackles against Florida ... Tied for the team lead with a career-high 11 tackles, including six solo, against Arkansas ... Had a quarterback hurry against the Razorbacks ... Finished with four tackles, including two solo, and a pass breakup against South Carolina ... Totaled five tackles against Buffalo and posted a 10-yard sack in the second quarter ... Finished with three tackles and his first career pass deflection against LSU ... Named the Coaches' Co-Defensive Player of the Week for his game against LSU ... Started in and played his first career game against Washington State, tying for second on the team with four tackles, three of which were solo.

2005 — Redshirted.

HIGH SCHOOL — High School Coach: Jeff Caldwell ... Made 61 tackles and had three interceptions as a senior ... As a receiver, finished with 525 receiving yards and three touchdowns ... Also returned a punt 72 yards for a touchdown ... Helped lead his team to the second round of the state playoffs ... Hauled in 35 passes for 406 yards and three touchdowns as a junior ... *SuperPrep* Dixie Team ... Georgia Athletic Coaches Association North-South All-Star Football Game ... *Tifton Gazette's* All-Region 1-AAA team ... *PrepStar* All-Region ... *The Georgia Insiders* Hot 100 ... Scout.com top 50 cornerbacks ... Rivals.com Top 75 Cornerbacks ... Attended same high school as former Auburn offensive lineman Troy Reddick.

PERSONAL — Born Dec. 29, 1986 ... Son of Alphonse and Adrienne Savage ... Graduated in December 2008 with a degree in Exercise Science.

SAVAGE'S CAREER DEFENSIVE STATS

YEAR	G/GS	TT	UT	AT	TFL-YDS	QBS-YDS	FF/FR	PD	I/YDS
2006	12/11	53	34	19	4.0-15	2.0-13	1/0	3	1/0
2007	7/3	26	18	8	2.0-1	0.0-0	0/1	0	0/0
Totals	19/14	79	52	27	5.0-16	2.0-13	1/1	3	1/0



The Players



SAVAGE'S CAREER GAME HIGH STATS

	No.	Opponent	Date
Tackles	11	Arkansas	10/7/06
Interceptions	1	Ole Miss	10/28/06

SAVAGE'S GAME-BY-GAME DEFENSIVE STATS

DATE	OPPONENT	TT	UT	AT	PD	INT-YDS
9/2/06	* WASHINGTON STATE	4	3	1	0	0-0
9/9/06	* at Mississippi State	0	0	0	0	0-0
9/16/06	* LSU	3	2	1	1	0-0
9/23/06	* BUFFALO	5	3	2	0	0-0
9/28/06	* at South Carolina	4	2	2	1	0-0
10/7/06	* ARKANSAS	11	6	5	1	0-0
10/14/06	* FLORIDA	4	2	2	0	0-0
10/21/06	TULANE	DID NOT PLAY				
10/28/06	* at Ole Miss	6	3	3	0	1-0
11/4/06	ARKANSAS STATE	1	1	0	0	0-0
11/11/06	* GEORGIA	8	7	1	0	0-0
11/18/06	* at Alabama	2	1	1	0	0-0
1/1/07	* vs. Nebraska (Cotton)	5	4	1	0	0-0

DATE	OPPONENT	TT	UT	AT	PD	INT-YDS
9/1/07	* KANSAS STATE	1	1	0	0	0-0
9/8/07	SOUTH FLORIDA	DID NOT PLAY				
9/15/07	MISSISSIPPI STATE	4	2	2	0	0-0
9/22/07	* NEW MEXICO STATE	7	4	3	0	0-0
9/29/07	* at Florida	5	5	0	0	0-0
10/6/07	VANDERBILT	DID NOT PLAY				
10/13/07	at Arkansas	DID NOT PLAY				
10/20/07	at LSU	DID NOT PLAY				
10/27/07	OLE MISS	DID NOT PLAY				
11/3/07	* TENNESSEE TECH	3	2	1	0	0-0
11/10/07	at Georgia	5	3	2	0	0-0
11/24/07	ALABAMA	1	1	0	0	0-0
12/31/07	vs. Clemson (Chick-fil-A)	DID NOT PLAY				



RYAN

#21

SHOEMAKER

P

6-0 • 184 • Jr. • 2L

Birmingham, Ala. (Oak Mountain)

Exercise Science

2009 — Did not play.

2008 — *First Team Preseason Media All-SEC ... First Team Preseason Coaches' All-SEC ... Athlon's Preseason Second Team All-SEC ... Phil Steele's Preseason First Team All-SEC ...* Played in one game ... Against LSU, punted seven times for 35.4 average per kick ... Put two punts inside the 20 and had a long of 51 vs. LSU.

2007 — *Second Team Associated Press All-SEC ... Collegefootballnews.com's Freshman All-America Second Team ... Second Team Coaches' All-SEC honors ... Coaches' All-SEC Freshman team ... Rivals.com First Team Freshman All-America Team and Rivals.com First Team All-SEC ... Sporting News SEC All-Freshman Team and Sporting News First Team Freshman All-America Team ...* Second in the Southeastern Conference and 16th nationally averaging 42.4 yards per punt ... Recorded at least one punt over 50 yards in nine of 12 games played ... Dropped 10 punts inside the 20 in last 27 punt attempts ... Placed 16 punts inside 20 ... In first action of Auburn career, punted six times for an average of 42.7 yards including a long of 53 against Kansas State ... Had a long punt of 53 yards against the Wildcats ... Punts of 52 and 53 yards (52.5 avg.) against South Florida before leaving the game with an injury to his left elbow while attempting to make a tackle ... One punt against New Mexico State was a career-long 62 yarder ... Had outstanding night at Florida, booting five kicks for an average of 45.0 with two placed inside the 20 ... Season-low 37.7 average on three punts at Arkansas ... Tallied a 41.6 yard average on five punts with two landing inside the 20 against Vanderbilt ... Named coaches special team's POW after averaging 52.0 yards per punt vs. Tennessee Tech ... Had long of 53 yards and placed two inside the 20 against Clemson in the Chick-fil-A Bowl ... Punted the ball eight times for a 38.6 yard average in bowl game.

2006 — Redshirted.

HIGH SCHOOL — High School Coach: Jerry Hood ... Selected to the 2005 Alabama Sports Writers Class 6A All-State First Team ... Averaged 39.5 yards per punt as a senior and 42.5 yards as a junior ... Was 12-18 on FG with a long of 48 and 38-39 on PAT his senior year ... Helped Oak Mountain to its best season ever in 2005 with a 10-4 record and a trip to the state semifinals ... Three-year starter at Oak Mountain ... *Shelby County Reporter* All-County Team as a senior.

PERSONAL — Born Jan. 22, 1988 ... Son of Jim and Paula Shoemaker ... Major: Exercise Science.

SHOEMAKER'S CAREER PUNTING STATS

YEAR	G	NO	YDS	AVG	IN20	LP/OPPONENT
2007	12	49	2080	42.4	16	62/New Mexico State
2008	1	7	248	35.4	2	51/LSU
Totals	13	56	2328	41.6	18	62/New Mexico State

SHOEMAKER'S CAREER GAME HIGH STATS

	No.	Opponent	Date
Punts	8	Clemson	12/31/07
IN 20	2	9x (last vs. LSU)	9/20/08

SHOEMAKER'S GAME-BY-GAME PUNTING STATS

DATE	OPPONENT	NO	YDS	AVG	IN20	Long
9/1/07	KANSAS STATE	6	256	42.7	2	53
9/8/07	SOUTH FLORIDA	2	105	52.5	0	53
9/15/07	MISSISSIPPI STATE	DID NOT PLAY				
9/22/07	NEW MEXICO STATE	1	62	62.0	0	62
9/29/07	at Florida	5	225	45.0	2	54
10/6/07	VANDERBILT	5	208	41.6	2	54
10/13/07	at Arkansas	3	113	37.7	0	46
10/20/07	at LSU	5	210	42.0	2	53
10/27/07	OLE MISS	3	129	43.0	2	58
11/3/07	TENNESSEE TECH	4	208	52.0	2	64
11/10/07	at Georgia	3	119	44.2	0	44
11/24/07	ALABAMA	4	136	34.0	2	47
12/31/07	vs. Clemson (Chick-fil-A)	8	309	38.6	2	53

DATE	OPPONENT	NO	YDS	AVG	IN20	Long
8/30/08	LOUISIANA-MONROE	DID NOT PLAY				
9/6/08	SOUTHERN MISSISSIPPI	DID NOT PLAY				
9/13/08	at Mississippi State	DID NOT PLAY				
9/20/08	LSU	7	248	35.4	2	51
9/27/08	TENNESSEE	DID NOT PLAY				
10/4/08	at Vanderbilt	DID NOT PLAY				
10/11/08	ARKANSAS	DID NOT PLAY				
10/23/08	at West Virginia	DID NOT PLAY				
11/1/08	at Ole Miss	DID NOT PLAY				
11/8/08	TENNESSEE-MARTIN	DID NOT PLAY				
11/15/08	GEORGIA	DID NOT PLAY				
11/29/08	at Alabama	DID NOT PLAY				



MIKE

#11

SLADE

DB

6-3 • 192 • So. • 1L

Tallahassee, Fla. (Lincoln)

Communications

2009 — Appeared in 11 games ... Recorded three tackles in season opener vs. Louisiana Tech ... Had one tackle vs. Mississippi State ... Totaled two solo tackles vs. Arkansas after missing two games due to injury ... Tallied a pair of tackles, one solo, against Kentucky ... Played, but did not record a tackle vs. LSU ... Filled in for injured Zac Etheridge and matched career-high with three tackles vs. Ole Miss ... Broke up a pass and totaled two solo stops vs. Furman ... Played, but did not record a tackle vs. Georgia and Alabama.

2008 — Played in all 12 games, totaling eight tackles ... Recorded three tackles in season opener vs. Louisiana-Monroe ... Saw action vs. Southern Miss but did not record a tackle ... Had one solo tackle at Mississippi State ... Played, but did not record a tackle vs. LSU and Tennessee ... Had three tackles, one solo, vs. Arkansas ... Assisted on one tackle vs. UT Martin.



The Players



2007 — Redshirted

HIGH SCHOOL — High School Coach: Kyle Rice ... Registered 30 tackles, one interception and two fumble recoveries in his senior season ... Finished his junior season with 15 tackles, two interceptions and one touchdown ... Named one of the Top 10 safeties to watch in 2006 by the *Orlando Sentinel* ... Ranked No. 87 in the *South Florida Sun-Sentinel's* Top 100 Prospects in December 2006 ... Named to the Florida Super 75 by the *Florida Times-Union* ... Ranked No. 36 nationally at the safety position by Rivals.com ... Ranked No. 66 in Rivals.com Florida Top 100 ... Ranked No. 44 nationally at the safety position by ESPN.com.

PERSONAL — Born April 12, 1989 ... Son of Teresa and Alzo Slade ... Major: Communications.

SLADE' CAREER DEFENSIVE STATS

YEAR	G/GS	TT	UT	AT	TFL-YDS	QBS-YDS	FF/FR	PD	I/YDS
2008	12/0	8	2	6	0.0-0	0.0-0	0/0	0	0/0
2009	11/0	13	8	5	0.0-0	0.0-0	0/0	1	0/0
Totals	23/0	21	10	11	0.0-0	0.0-0	0/0	1	0/0

SLADE' GAME-BY-GAME DEFENSIVE STATS

DATE	OPPONENT	TT	UT	AT	PD	INT-YDS
8/30/08	LOUISIANA-MONROE	3	0	3	0	0-0
9/6/08	SOUTHERN MISS	0	0	0	0	0-0
9/13/08	MISSISSIPPI STATE	1	1	0	0	0-0
9/20/08	LSU	0	0	0	0	0-0
9/27/08	TENNESSEE	0	0	0	0	0-0
10/4/08	at Vanderbilt	0	0	0	0	0-0
10/11/08	ARKANSAS	3	1	2	0	0-0
10/23/08	at West Virginia	0	0	0	0	0-0
11/1/08	at Ole Miss	0	0	0	0	0-0
11/8/08	TENNESSEE-MARTIN	1	0	1	0	0-0
11/15/08	GEORGIA	0	0	0	0	0-0
11/29/08	at Alabama	0	0	0	0	0-0

DATE	OPPONENT	TT	UT	AT	PD	INT-YDS
9/5/09	LOUISIANA TECH	3	1	2	0	0-0
9/12/09	MISSISSIPPI STATE	1	0	1	0	0-0
9/19/09	WEST VIRGINIA	0	0	0	0	0-0
9/26/09	BALL STATE					DID NOT PLAY
10/3/09	at Tennessee	0	0	0	0	0-0
10/10/09	at Arkansas	2	2	0	0	0-0
10/17/09	KENTUCKY	2	1	1	0	0-0
10/24/09	at LSU	0	0	0	0	0-0
10/31/09	OLE MISS	3	2	1	0	0-0
11/7/09	FURMAN	2	2	0	1	0-0
11/14/09	at Georgia	0	0	0	0	0-0
11/27/09	ALABAMA	0	0	0	0	0-0

yards per carry vs. Warhawks with a long rush of 19 yards ... Earned first career start and had two rushes for eight yards vs. Southern Miss ... Saw limited time vs. Mississippi State and LSU ... Rushed twice for 1 yard vs. Tennessee ... Caught one pass for 2 yards vs. Arkansas in limited action ... Rushed three times for 3 yards vs. West Virginia ... Rushed for six yards on five carries vs. UT Martin

PERSONAL — Born March 14, 1990 ... Son of Eric and Lakisa Smith ... Major: Liberal Arts.

SMITH'S CAREER RUSHING STATS

YEAR	G/GS	NO	YDS	AVG	TD	LP/OPPONENT
2008	12/1	21	83	4.0	0	19/Louisiana-Monroe
2009	11/7	20	99	4.9	1	18/Furman
Totals	23/8	41	182	4.4	1	19/Louisiana-Monroe

SMITH'S CAREER RECEIVING STATS

YEAR	G/GS	NO	YDS	AVG	TD	LP/OPPONENT
2008	12/1	2	3	1.5	0	2/Arkansas
2009	11/7	18	226	12.6	1	37/West Virginia
Totals	23/8	20	229	11.4	1	37/West Virginia

SMITH'S GAME-BY-GAME RECEIVING STATS

DATE	OPPONENT	REC	YDS	AVG	TD	TD REC
9/5/09	LOUISIANA TECH					DID NOT PLAY
9/12/09	* MISSISSIPPI STATE	0	0	0.0	0	--
9/19/09	* WEST VIRGINIA	4	74	18.5	0	--
9/26/09	BALL STATE	0	0	0.0	0	--
10/3/09	at Tennessee	3	45	13.0	0	--
10/10/09	* at Arkansas	1	21	21.0	0	--
10/17/09	* KENTUCKY	1	3	3.0	0	--
10/24/09	at LSU	3	31	10.3	0	--
10/31/09	* OLE MISS	1	17	17.0	0	--
11/7/09	* FURMAN	4	34	8.5	0	--
11/14/09	* at Georgia	0	0	0.0	0	--
11/27/09	ALABAMA	1	1	1.0	1	1

SMITH'S GAME-BY-GAME RUSHING STATS

DATE	OPPONENT	ATT	YDS	Avg.	TD	TD Runs
8/30/08	LOUISIANA-MONROE	9	66	7.3	0	---
9/6/08	* SOUTHERN MISS	2	8	4.0	0	---
9/13/08	MISSISSIPPI STATE	0	0	0.0	0	---
9/20/08	LSU	0	0	0.0	0	---
9/27/08	TENNESSEE	2	1	0.5	0	---
10/4/08	at Vanderbilt	0	0	0.0	0	---
10/11/08	ARKANSAS	0	0	0.0	0	---
10/23/08	at West Virginia	3	3	1.0	0	---
11/1/08	at Ole Miss	0	0	0.0	0	---
11/8/08	TENNESSEE-MARTIN	5	6	1.2	0	---
11/15/08	GEORGIA	0	0	0.0	0	---
11/29/08	at Alabama	0	0	0.0	0	---

DATE	OPPONENT	ATT	YDS	Avg.	TD	TD Runs
9/5/09	LOUISIANA TECH					DID NOT PLAY
9/12/09	* MISSISSIPPI STATE	3	8	2.7	0	--
9/19/09	* WEST VIRGINIA	0	0	0.0	0	--
9/26/09	BALL STATE	7	47	6.7	0	--
10/3/09	at Tennessee	0	0	0.0	0	--
10/10/09	* at Arkansas	0	0	0.0	0	--
10/17/09	* KENTUCKY	0	0	0.0	0	--
10/24/09	at LSU	0	0	0.0	0	--
10/31/09	OLE MISS	0	0	0.0	0	--
11/7/09	* FURMAN	10	44	4.4	1	2
11/14/09	* at Georgia	0	0	0.0	0	--
11/27/09	ALABAMA	0	0	0.0	0	--



ERIC SMITH

#32 RB


5-10 • 237 • So. • 1L
Seffner, Fla. (Armwood HS)
Liberal Arts

2009 — Appeared in 11 games with seven starts ... Started vs. Mississippi State and rushed for 8 yards on three carries ... Set career high with four receptions and 74 receiving yards vs. West Virginia ... Had long catch of 37 yards ... Rushed seven times for 47 yards against Ball State with a long run of 16 yards ... Caught three passes for 45 yards, with a long reception of 17 yards, in victory over Tennessee ... Had one catch for 21 yards vs. Arkansas ... Caught one pass for 3 yards vs. Kentucky ... Against LSU, led Tigers with three catches and 31 yards with a long catch-and-run of 17 yards ... Caught one pass for 17 yards vs. Ole Miss ... Against Furman, rushed 10 times for 44 yards with a 2-yard TD run and caught four passes for 34 yards ... His 2-yard TD run was first of career ... Saw playing time vs. Georgia but did not have a rush or catch ... Caught one pass, a 1-yard TD grab vs. Alabama to give AU 14-0 first-quarter lead ... TD catch was first of career.

2008 — Played in 12 games with one start, totaled 83 yards on 21 carries ... In first collegiate game, rushed nine times for 66 yards vs. Louisiana-Monroe ... Averaged 7.3



The Players



VANCE SMITH #55 OL
 6-2 • 281 • So. • 1L
 Pace, Fla. (Pace)
 Education

2009 — Did not play due to injury.
2008 — Played in all 12 games, while starting two at tight end ... Started at Vanderbilt and at West Virginia ... Did not register a catch on season.

HIGH SCHOOL — High School Coach: Mickey Lindsey ... Had 10 receptions and 130 receiving yards with two TD catches as a senior ... On defensive side of ball had 23 tackles and three sacks ... Named to the Class 4A all-state third team as a defensive lineman as a senior ... Caught 11 passes for 162 yards with three touchdowns as a junior ... 36th ranked tight end nationally by Scout.com ... No. 43 national ranking at tight end by Rivals.com ... Also participated in track and played basketball ... Didn't play football until ninth grade.

PERSONAL — Born Nov. 10, 1989 ... Son of Kent and Annette Smith ... Father, Kent, graduated from Auburn ... Major: Education.



TRAVANTE STALLWORTH #85 WR
 5-9 • 183 • Fr. • HS
 Leesville, Ala. (Leesville)
 Undecided

2009 — Appeared in 10 games before season ending injury vs. Furman ... Missed UGA and Alabama games due to injury ... Saw playing time vs. Louisiana Tech in season opener but did not have a catch ... Had 21 receiving yards on two catches vs. Ball State ... Rushed one time for 10 yards vs. Tennessee ... Against Ole Miss, rushed two times for 22 yards with a long of 14 yards ... Had one 16-yard run vs. Furman.

HIGH SCHOOL — High School Coach: Terence Williams ... During his senior season, completed 92-of-150 passes for 1,339 yards and 14 touchdowns, while also rushing for 546 yards and 15 scores on 130 carries ... As a junior, competed 113 of 200 passes for 1,340 yards and 10 touchdowns, while also rushing for 940 yards on 165 carries with 17 touchdowns ... Named First Team All-State by the Louisiana Sports Writers Association as well as all-district first team as a senior ... Listed as the nation's No. 18 athlete by ESPN.com/Scouts, Inc. ... Ranked as the nation's No. 122 wide receiver by Scout.com ... The No. 17-ranked prospect from Louisiana by SuperPrep ... Ranked 34th on the Louisiana Postseason Top 75 by Rivals.com ... Named to PrepStar's All-Southeast Region team.

PERSONAL — Born March 5, 1991 ... Son of James and Jalaine Stallworth.

STALLWORTH'S CAREER RECEIVING STATS

YEAR	G/GS	NO	YDS	AVG	TD	LP/OPPONENT
2009	10/0	2	21	10.5	0	16/Ball State

STALLWORTH'S GAME-BY-GAME RECEIVING STATS

DATE	OPPONENT	REC	YDS	AVG	TD	TD REC
9/5/09	LOUISIANA TECH	0	0	0.0	0	--
9/12/09	MISSISSIPPI STATE	0	0	0.0	0	--
9/19/09	WEST VIRGINIA	0	0	0.0	0	--
9/26/09	BALL STATE	2	21	10.5	0	--
10/3/09	at Tennessee	0	0	0.0	0	--
10/10/09	at Arkansas	0	0	0.0	0	--
10/17/09	KENTUCKY	0	0	0.0	0	--
10/24/09	at LSU	0	0	0.0	0	--
10/31/09	OLE MISS	0	0	0.0	0	--
11/7/09	FURMAN	0	0	0.0	0	--
11/14/09	at Georgia				DID NOT PLAY	
11/27/09	ALABAMA				DID NOT PLAY	



CRAIG STEVENS #46 LB
 6-3 • 223 • Jr. • 2L
 Tallahassee, Fla. (Lincoln)
 Business Management

Career — Has started 25 consecutive games ... Three double-digit tackle performances, all in 2009.

2009 — 11th in SEC/81st in NCAA in tackles per game, 7.4 tpg ... T-62nd in NCAA in solo tackles per game, 5.0 ... Named SEC Defensive Player of the Week (9/21) ... Phil Steele's Third-Team Midseason All-SEC ... Started all 12 games ... Started at linebacker in season opener vs. Louisiana Tech and tied career high eight tackles ... Also had 1.5 TFLs (minus 3 yards) and 1.0 sack (minus 2 yards) ... Sack was first of career ... Against Mississippi State, had 2.0 TFLs (minus 4 yards) with seven tackles, four solo ... Picked off first career pass and returned it 15 yards for first career TD vs. West Virginia ... INT gave Auburn 41-30 lead with 3:20 left in game ... Also had career-high 11 tackles, eight solo, vs. WVA ... Against Ball State, racked up half a sack (minus 12 yards), one forced fumble, one QB hurry and six total tackles, with four solo stops ... Forced fumble was first since 2007 (Mississippi State) ... Led Tigers, and tied career-high, with 11 tackles in win over Tennessee ... Also had one QB hurry, one pass break-up and a TFL (minus 1 yard) against the Vols ... Against Arkansas, set career high and led team with 12 tackles ... Nine tackles were solo stops ... Against Kentucky, had a QB hurry, half a TFL (minus 1 yard) and seven total tackles ... Against LSU, recovered a fumble and totaled seven tackles, three solo ... Had one QB hurry, 1.5 TFLs (minus 3 yards) and eight total tackles vs. Ole Miss ... Five of eight tackles were solo vs. Rebels ... In limited playing time, logged two solo stops vs. Furman ... Totaled four tackles vs. Georgia ... Recorded six tackles, three solo, vs. Alabama.

2008 — Finished tied for 43rd in SEC in tackles per game (4.5) ... Started all 12 games ... Finished with fourth-most tackles on team with 54, with 31 solo stops ... Also had half a TFL, one fumble recovery, one QB hurry and two pass break-ups ... Against Louisiana-Monroe recorded one pass break-up and three tackles, two solo ... Registered four tackles, three solo, and one fumble recovery against Southern Miss ... Returned fumble 6 yards ... Had four tackles, with three solo, in win at Mississippi State ... Had season-best five tackles, two solo, vs. LSU ... Broke up a pass and had three solo tackles, and one assisted stop, vs. Tennessee ... Recorded career-best seven tackles, five solo, with half a TFL for minus 1 yard vs. Arkansas ... Had four tackles, two solo, vs. West Virginia ... Totaled a career-best eight tackles, with three solo, vs. Ole Miss ... Recorded six tackles, three solo, vs. UT Martin ... Against Georgia, had one QB hurry to go with five total tackles, four solo ... Had four total tackles, one solo, vs. Alabama.

2007 — Sporting News SEC All-Freshman Team and Sporting News Honorable Mention Freshman All-America ... 11th on team with 35 tackles ... Started eight games ... Had three stops, including one solo tackle and a quarterback hurry against Kansas State ... Two tackles and a hurry versus South Florida ... Made first career start against Mississippi State, tallying three tackles ... Career-best six tackles against New Mexico State ... Four tackles at Florida ... Five tackles, including four solo stops against Vanderbilt ... Tied career-high with six tackles at Arkansas while helping holding All-Americans Darren McFadden and Felix Jones to 85 yards rushing combined, 197 below their season average ... For his efforts against the Razorbacks, was named *Coaches'*



The Players



Defensive Player of the Game ... Two tackles at LSU ... Had two tackles in win vs. Ole Miss... Recorded two tackles vs. Clemson in the Chick-fil-A Bowl.

2006 — Saw time in three games ... Placed second on the team with five tackles, including three solo, at Mississippi State ... Posted a tackle for loss (-1) against the Bulldogs ... Played in his first career game against Washington State.

HIGH SCHOOL — High School Coach: Kyle Rice ... Finished with 120 tackles, five sacks and three fumble recoveries as a senior ... Had 22 tackles in his final game in the state playoffs ... Had 140 tackles as a junior including a career-high 25 tackles vs. Madison ... Florida Sports Writers Association Class 4A second-team All-State as a senior ... Helped team to the second round of the 2005 Class 4A playoffs ... Selected to play in the CaliFlorida Bowl, representing the state of Florida ... U.S. Army All-American nomination ... Ranked 18th nationally among linebackers and the No. 41 player from the state of Florida by Rivals.com ... No. 36 in the Rivals Preseason Florida Top 100 and No. 41 in the Postseason Florida Top 100 ... Rivals.com Rivals 250 ... Ranked No. 74 at linebacker by Scout.com ... Ranked as the 35th-best prospect in Florida by the *Orlando Sentinel*.

PERSONAL — Born Jan. 19, 1988 ... Son of Doug and Elizabeth Jones ... Major: Business Management.

STEVENS' CAREER DEFENSIVE STATS

YEAR	G/GS	TT	UT	AT	TFL-YDS	QBS-YDS	FF/FR	PD	I/YDS
2006	3/0	6	3	3	1.0-1	0.0-0	0/0	0	0-0
2007	10/8	35	20	15	0.0-0	0.0-0	1/0	1	0-0
2008	12/12	54	31	23	0.5-1	0.0-0	0/1	2	0-0
2009	12/12	89	50	39	7.0-24	1.5-14	1/1	3	1-15
Totals	37/32	184	104	80	8.5-26	1.5-44	2/2	6	1-15

STEVENS' CAREER GAME HIGH STATS

	No.	Opponent	Date
Tackles	12	Arkansas	10/10/09
Sacks	1.0	Louisiana Tech	9/5/09
TFL	2.0	Mississippi State	9/12/09

STEVENS' GAME-BY-GAME DEFENSIVE STATS

DATE	OPPONENT	TT	UT	AT	TFL-YDS	QBS-YDS
9/1/07	KANSAS STATE	3	1	2	0.0-0	0-0
9/8/07	SOUTH FLORIDA	2	1	1	0.0-0	0-0
9/15/07	* MISSISSIPPI STATE	3	1	2	0.0-0	0-0
9/22/07	* NEW MEXICO STATE	6	3	3	0.0-0	0-0
9/29/07	* at Florida	4	2	2	0.0-0	0-0
10/6/07	* VANDERBILT	5	4	1	0.0-0	0-0
10/13/07	* at Arkansas	6	5	1	0.0-0	0-0
10/20/07	* at LSU	2	1	1	0.0-0	0-0
10/27/07	* OLE MISS	2	1	1	0.0-0	0-0
11/3/07	TENNESSEE TECH				DID NOT PLAY	
11/10/07	at Georgia				DID NOT PLAY	
11/24/07	ALABAMA				DID NOT PLAY	
12/31/07	* vs. Clemson (Chick-fil-A)	2	1	1	0.0-0	0-0

DATE	OPPONENT	TT	UT	AT	TFL-YDS	QBS-YDS
8/30/08	* LOUISIANA-MONROE	3	2	1	0.0-0	0.0-0
9/6/08	* SOUTHERN MISS	4	3	1	0.0-0	0.0-0
9/13/08	* MISSISSIPPI STATE	4	3	1	0.0-0	0.0-0
9/20/08	* LSU	5	2	3	0.0-0	0.0-0
9/27/08	* TENNESSEE	4	3	1	0.0-0	0.0-0
10/4/08	* at Vanderbilt	0	0	0	0.0-0	0.0-0
10/11/08	* ARKANSAS	7	5	2	0.5-1	0.0-0
10/23/08	* at West Virginia	4	2	2	0.0-0	0.0-0
11/1/08	* at Ole Miss	8	3	5	0.0-0	0.0-0
11/8/08	* TENNESSEE-MARTIN	6	3	3	0.0-0	0.0-0
11/15/08	* GEORGIA	5	4	1	0.0-0	0.0-0
11/29/08	* at Alabama	4	1	3	0.0-0	0.0-0

DATE	OPPONENT	TT	UT	AT	TFL-YDS	QBS-YDS
9/5/09	* LOUISIANA TECH	8	6	2	1.5-3	1.0-2
9/12/09	* MISSISSIPPI STATE	7	4	3	2.0-4	0.0-0
9/19/09	* WEST VIRGINIA	11	8	3	0.0-0	0.0-0
9/26/09	* BALL STATE	6	4	2	0.5-12	0.5-12
10/3/09	* at Tennessee	11	5	6	1.0-1	0.0-0
10/10/09	* at Arkansas	12	5	7	0.0-0	0.0-0
10/17/09	* KENTUCKY	7	3	4	0.5-1	0.0-0
10/24/09	* at LSU	7	4	3	0.0-0	0.0-0
10/31/09	* OLE MISS	8	5	3	1.5-3	0.0-0
11/7/09	* FURMAN	2	2	0	0.0-0	0.0-0
11/14/09	* at Georgia	4	1	3	0.0-0	0.0-0
11/27/09	* ALABAMA	6	3	3	0.0-0	0.0-0



JOHN SULLEN #71 OL
 6-6 • 346 • Fr. • HS
 Auburn, Ala. (Auburn)
 Undecided

2009 — Appeared in 12 games with one start ... Saw game action in season opener vs. Louisiana Tech ... Did not give up a sack in limited action vs. Mississippi State ... Made first career start against Ball State ... Saw extensive playing time vs. Furman, picking up two knockdown blocks ... Totaled 4.5 knockdown blocks against Ball State ... Has seen playing time in every game.

HIGH SCHOOL — High School Coach: Tim Carter ... Named to the Class 6A All-State team by the Alabama Sports Writers Association as a senior ... Graded out at 86 percent with 55 pancake blocks ... Earned ASWA honorable mention all-state honors as a junior ... Ranked nationally 35th among offensive guards and 21st on the Alabama Postseason Top 40 by Rivals.com ... Listed as the nation's No. 63 offensive tackle by ESPN.com/Scouts, Inc. ... Ranked as the nation's No. 102 offensive tackle by Scout.com ... Listed as the No. 34 player from Alabama by SuperPrep ... Named to PrepStar's All-Southeast Region team.

PERSONAL — Born Dec. 31, 1990 ... Son of John and Brelinda Sullen.



BEN TATE #44 RB
 5-11 • 218 • Sr. • 3L
 Salisbury, Md. (Snow Hill)
 Graduate

CAREER — Eleven 100-yard rushing games, including three 150-yard rushing games (156 vs. Tulane, 2006; 157 vs. Mississippi State, 2009; 184 vs. Arkansas, 2009) ... Fifth player in AU history to record 3,000 yards rushing ... Fifth on career rushing list with 3,213 yards ... Needs 155 yards to tie Joe Cribbs (1976-79) for 4th with 3,368 yards.

2009 — *Associated Press Second-Team All-SEC ... Maxwell Outstanding Player Award watch list ... Semi-Finalist for Doak Walker Award ... 4th in SEC/23rd in NCAA in rushing with 104.5 ypg ... 7th in SEC/51st in NCAA in all-purpose yards, 124.8 ypg ... Phil Steele's Second-Team Midseason All-SEC* ... Appeared in 12 games with nine starts ... Rushed for 117 yards on 20 carries in season opener vs. Louisiana Tech ... Also had a pair of pass receptions for 10 yards vs. Tech ... Set career best with 157 rushing yards vs. Mississippi State ... Also had one rushing TD from 35-yards out ... Ran 19 times for 75 yards with a long rush of 16 yards vs. West Virginia ... Against Ball State, netted 63 yards rushing on 13 attempts and grabbed three passes for 18 yards ... Returned two kickoffs for 58 yards, with a long of 36 yards ... Led Tigers with 139 all-purpose yards vs. Ball State ... Rushed for game-high 128 yards on 25 carries vs. Tennessee ... Had 11-yard TD run in second quarter vs. Vols ... Totaled 180 all-purpose yards vs. UT, with 17 receiving yards and 35 kickoff return yards ... Set career high and posted fourth 100-yard rushing effort of season with 184 yards on 22 carries vs. Arkansas ... Scored on career-long run of 60 yards and had a 1-yard TD run vs. Razorbacks ... Totaled 228 all-purpose yards vs. Hogs, adding 16 receiving yards and 28 kick return yards ... Led all rushers with 132 yards on a career-best 31 carries against Kentucky ... Scored on 1-yard run vs. UK ... Against LSU, rushed 18 times for 67 yards and returned one kickoff for 18 yards ... Rushed for 144 yards on 25 carries vs. Ole Miss ... Gave Tigers a 31-7 lead with a 53-yard TD run in third quarter, his 20th career rushing score ... Playing in first half only vs. Furman, rushed for 75 yards on 12 carries with a pair of TD's ... TD runs came from 9-yards and 5-yards out ... Rushed for 67 yards on 20 carries and had two catches for 21 yards vs. Georgia ... Against Alabama, caught four passes for 17 yards, and rushed 18 times for 45 yards.



The Players



2008 — *Second Team Preseason Media All-SEC ... Second Team Preseason Coaches' All-SEC ... Athlon Sports Preseason Second Team All-SEC ... Phil Steele's Preseason Third Team All-SEC ... Named to Maxwell Award Preseason Watch List ... Finished sixth in SEC in rushing yards per game at 55.3 ... Played in all 12 games with two starts ... Led team with 664 rushing yards and 765 all-purpose yards ... Finished tied for fifth-most receptions with 15, going for 90 yards ... Picked up fourth-career 100-yard rushing effort with 115 yards on 13 carries vs. Louisiana-Monroe ... Averaged 8.8 yards per carry and had a career-long run of 49 yards vs. Warhawks ... Recorded 122 yards total offense vs. Southern Miss ... Had 71 yards rushing on 15 carries and 51 yards receiving on three catches vs. USM ... Scored on 1-yard run vs. Golden Eagles ... Ran for a game-high 92 yards on 20 carries in win at Mississippi State ... Had long run of 39 yards late in fourth quarter to help AU run out clock vs. MSU ... Led team with 45 yards rushing on 19 carries with a TD vs. LSU ... TD run came from 1-yard out ... Ran for 70 yards on 19 carries and had one 4-yard catch vs. Tennessee ... Rushed for a game-high 108 yards on 27 carries vs. Vanderbilt ... His 27 carries marked a career-high ... Also had one catch for 9 yards vs. Vandy ... Netted 32 yards on eight carries vs. Arkansas ... Had two catches for 2 yards and 5 yards rushing in limited action vs. West Virginia ... Rushed five times for 35 yards and had a 27-yard TD run vs. Ole Miss ... Netted 42 yards rushing on 10 carries vs. UT Martin ... Rushed for 37 yards on 14 carries and had one 12-yard catch vs. Georgia ... Against Alabama, rushed four times for 12 yards in limited action.*

2007 — Led team in rushing yards (903), rushing attempts (202), all-purpose yardage (83.3 ypg) and rushing touchdowns (8) ... In first career start, rushed for 82 yards on 23 attempts in season opener against Kansas State ... Tallied 61 yards on 14 carries against South Florida, including a 36-yarder ... Ran for team-best 91 yards on 15 attempts, including a rushing TD of 28 yards against Mississippi State ... Recorded first 100-yard rushing game with 111 yards against New Mexico State on 21 attempts with a 2-yard TD run ... Had 65 yards on 20 carries with one TD from 3-yards out in win at Florida ... Had 19 yards rushing on seven attempts in Auburn's 10-play, 35-yard game-winning drive that set up Wes Byrum's field goal as time expired against the Gators ... In just nine rushes against Vanderbilt, had 96 yards and one touchdown, including a career-long run of 44 yards ... Had five carries for 74 yards and a TD in first half against Commodores ... Game-high 91 rushing yards on 23 attempts, including 61 yards on 15 attempts in the fourth quarter against Arkansas ... Season low 17 yards on 10 attempts at LSU ... Rushed 15 times for 72 yards vs. Ole Miss ... Netted 58 yards on 13 carries with one TD vs. Georgia ... Had 77 yards rushing with a TD on 11 carries and one catch for 17 yards vs. Alabama ... TD run came from 3 yards out ... Ran the ball 14 times for 47 yards and one touchdown (one-yard run) against Clemson in the Chick-fil-A Bowl.

2006 — *The Sporting News Freshman All-America Honorable Mention ... Finished with 54 carries for 392 yards and three touchdowns in nine games ... Led Auburn with 93 rushing yards on 11 carries against Arkansas State, narrowly missing his third 100-yard game of the season ... Posted 156 yards rushing against Tulane and scored on a 1-yard run in the fourth quarter ... Gained 144 yards on 22 carries in the second half alone against the Green Wave ... The 156 yards was the seventh-best rushing performance by a freshman in Auburn history ... Rushed seven times against Buffalo, finishing with 114 yards and two touchdowns ... Scored both touchdowns in the fourth quarter against the Bulls, starting with a 42-yarder and finishing with a 28-yarder.*

2005 — Graduated from high school early in time to participate in spring drills.
HIGH SCHOOL — High School Coach: Stan Griffin ... Set Maryland state records for yards rushing in a career (5,920) and a season (2,886) ... In 37 career games played, rushed 542 times for 5,920 yards and 78 touchdowns, averaging 10.9 yards per carry and 160 yards per game ... Also added 210 career receiving yards ... Set the state single-season rushing record as a junior, totaling 2,886 yards and 41 touchdowns, averaging 221.4 yards per game ... Ran for 2,069 yards and 21 touchdowns as a senior, averaging 12.9 yards per carry, while leading his team to a state runner-up finish ... Also set the Maryland record for total offensive yards in a career with 6,123 ... Gatorade State Player of the Year as a senior and a consensus all-state pick ... Also earned first-team all-state honors as a junior ... Baystate Conference Offensive Player of the Year in 2005 ... Ranked No. 6 nationally among running backs and the No. 5 player from the state of Maryland by Rivals.com ... Ranked No. 41 in the Rivals.com Rivals 100 ... Rivals.com Rivals 250 ... Ranked No. 9 nationally among running backs by PrepStar ... Ranked No. 12 nationally at the running back position by ESPN.com ... Ranked No. 78 overall on ESPN.com's ESPN 150 ... Ranked as the No. 22 running back nationally by Scout.com ... Ranked as the No. 57 overall player in the country and No. 8 in the Mid-Atlantic Coast by Tom Lemming's Prep Football Report ... Ranked No. 98 on collegefootballnews.com's CFN Top 150 ... Ranked 15th on CFN's Top 30 Running Backs list ... Graduated high

school a semester early.

PERSONAL — Born Aug. 21, 1988 ... Son of Ben Tate, Jr., and Charlotte Green ... Graduated in May 2009 with a degree in Criminology.

TATE'S CAREER RUSHING STATS

YEAR	G/GS	NO	YDS	AVG	TD	LP/OPPONENT
2006	9/0	54	392	7.3	3	42/Bufalo
2007	13/7	202	903	4.5	8	44/Vanderbilt
2008	12/2	159	664	4.2	3	49/Louisiana-Monroe
2009	12/9	243	1254	5.2	8	60/Arkansas
Totals	46/18	658	3213	4.9	22	60/Arkansas

TATE'S CAREER GAME HIGH STATS

	No.	Opponent	Date
Rush Attempts	31	Kentucky	10/17/09
Rush Yards	184	Arkansas	10/10/09
Rush TDs	2	3x (last vs. Furman)	11/7/09

TATE'S GAME-BY-GAME RUSHING STATS

DATE	OPPONENT	ATT	YDS	Avg.	TD	TD Runs
9/2/06	WASHINGTON STATE	0	0	0.0	0	--
9/9/06	at Mississippi State	4	1	0.3	0	--
9/16/06	LSU					DID NOT PLAY
9/23/06	BUFFALO	7	114	16.3	2	42, 28
9/28/06	at South Carolina					DID NOT PLAY
10/7/06	ARKANSAS					DID NOT PLAY
10/14/06	FLORIDA					DID NOT PLAY
10/21/06	TULANE	26	156	6.0	1	1
10/28/06	at Ole Miss	0	0	0.0	0	--
11/4/06	ARKANSAS STATE	11	93	8.5	0	--
11/11/06	GEORGIA	2	5	2.5	0	--
11/18/06	at Alabama	0	0	0.0	0	--
1/1/07	vs. Nebraska (Cotton)	4	23	5.8	0	--

DATE	OPPONENT	ATT	YDS	Avg.	TD	TD Runs
9/1/07	* KANSAS STATE	23	82	3.6	0	--
9/8/07	* SOUTH FLORIDA	14	61	4.4	0	--
9/15/07	* MISSISSIPPI STATE	15	91	6.1	1	28
9/22/07	* NEW MEXICO STATE	21	111	5.3	1	2
9/29/07	* at Florida	20	65	3.3	1	3
10/6/07	* VANDERBILT	9	96	10.7	1	4
10/13/07	at Arkansas	23	91	4.0	0	--
10/20/07	* at LSU	10	17	1.7	0	--
10/27/07	OLE MISS	15	72	4.8	0	--
11/3/07	* TENNESSEE TECH	14	35	2.5	1	2
11/10/07	at Georgia	13	58	4.5	1	7
11/24/07	ALABAMA	11	77	7.0	1	3
12/31/07	vs. Clemson (Chick-fil-A)	14	47	3.4	1	1

DATE	OPPONENT	ATT	YDS	Avg.	TD	TD Runs
8/30/08	LOUISIANA-MONROE	13	115	8.8	0	---
9/6/08	SOUTHERN MISS	15	71	4.7	1	1
9/13/08	MISSISSIPPI STATE	20	92	4.6	0	---
9/20/08	LSU	19	45	2.4	1	1
9/27/08	* TENNESSEE	19	70	3.7	0	---
10/4/08	* at Vanderbilt	27	108	4.0	0	---
10/11/08	ARKANSAS	8	32	4.0	0	---
10/23/08	at West Virginia	5	5	1.0	0	---
11/1/08	at Ole Miss	5	35	7.0	1	27
11/8/08	TENNESSEE-MARTIN	10	42	4.2	0	---
11/15/08	GEORGIA	14	37	2.6	0	---
11/29/08	at Alabama	4	12	3.0	0	---

DATE	OPPONENT	ATT	YDS	Avg.	TD	TD Runs
9/5/09	* LOUISIANA TECH	20	117	5.8	0	--
9/12/09	MISSISSIPPI STATE	20	157	7.8	1	35
9/19/09	* WEST VIRGINIA	19	75	3.9	0	--
9/26/09	* BALL STATE	13	63	4.8	0	--
10/3/09	* at Tennessee	25	128	5.1	1	11
10/10/09	* at Arkansas	22	184	8.4	2	1, 60
10/17/09	* KENTUCKY	31	132	4.3	1	1
10/24/09	* at LSU	18	67	3.7	0	--
10/31/09	OLE MISS	25	144	5.8	1	53
11/7/09	FURMAN	12	75	6.2	2	9, 5
11/14/09	* at Georgia	20	67	3.3	0	--
11/27/09	* ALABAMA	18	45	2.5	0	--



NEIKO #15
THORPE DB
 6-2 • 176 • So. • 1L
 Tucker, Ga. (HS)
 Liberal Arts

CAREER — Has one return for touchdown, a 69-yard blocked FG vs. Kentucky (10/17/09).

2009 — 30th in SEC in tackles per game, 5.8 tpg ... T-12th SEC in passes defended per game, 0.75 ... Phil Steele's Third-Team Midseason All-SEC ... Started all 12 games ... Started at cornerback in season opener vs. Louisiana Tech ... Broke up one pass and recorded three solo tackles vs. Tech ... Totaled seven tackles, five solo, in victory over Mississippi State ... Intercepted a pass, broke-up two passes and had seven tackles vs. West Virginia ... The pick vs. WVA ended a scoring threat at the AU 25-yard line ... Against Ball State, totaled six tackles with five solo stops ... Registered seven tackles in win over Tennessee ... Against Arkansas, set a career high with 11 tackles ... Eight of 11 tackles were solo stops ... Recovered blocked field goal attempt and returned it 69 yards for TD against Kentucky ... Also broke up two passes and totaled four tackles vs. UK ... Against LSU, broke up pass and totaled eight tackles ... Forced a fumble and broke up one pass vs. Ole Miss ... Had a pair of solo tackles vs. Rebels ... In limited time vs. Furman, logged two tackles, one solo ... Against Georgia, had half a TFL (minus 1 yard) to go with five tackles ... Half a TFL vs. Bulldogs was first of career ... Broke up one pass and totaled eight tackles, seven solo, vs. Alabama.

2008 — All-SEC Freshman Team ... Played in 11 games with one start ... Finished tied for ninth-most tackles on team with 29, with 20 solo stops ... Tied for second-most interceptions on team with two and most return interception yardage with 101 yards ... Also totaled four pass break-ups ... In first collegiate action, led Tigers with seven tackles including five solo vs. Louisiana-Monroe ... Also broke up two passes vs. Warhawks ... Forced a fumble and had one solo tackle vs. Southern Miss ... Had two solo tackles vs. LSU ... Recorded four total tackles, three solo, against Tennessee ... Broke up two passes and had two tackles vs. Vanderbilt ... In first career start, recorded first career INT and returned it 59 yards vs. Arkansas ... The return is tied for 16th longest in AU history ... Also had seven tackles, three solo, vs. Razorbacks ... Left game in first half due to injury vs. West Virginia ... Did not play vs. Ole Miss due to injury ... Intercepted a pass and returned it 42 yards to seal victory over UT Martin ... Had two solo tackles vs. Georgia ... Against Alabama, had four total tackles with three solo stops.

HIGH SCHOOL — Had 64 tackles including six tackles for loss, 11 pass breakups, three interceptions and forced a fumble as a senior ... Named an Under Armour All-America as a senior ... Registered 18 sacks as a junior ... Was honorable mention all-county as a junior ... Rated as 11th best corner back in nation by Scouts.com ... Ranked 53rd best player in Georgia by SuperPrep ... He also ran track.

PERSONAL — Born Feb. 11, 1990 ... Son of Glenn Thorpe and Nickie Lipscomb ... Major: Liberal Arts.

THORPE' CAREER DEFENSIVE STATS

YEAR	G/GS	TT	UT	AT	TFL-YDS	QBS-YDS	FF/FR	PD	I/YDS
2008	11/1	29	20	9	0.0-0	0.0-0	1/0	6	2-101
2009	12/12	70	43	27	0.5-1	0.0-0	1/0	9	1-22
Totals	23/13	99	63	36	0.5-1	0.0-0	2/0	15	3-123

THORPE'S CAREER GAME HIGH STATS

	No.	Opponent	Date
Tackles	11	Arkansas	10/10/09
Interceptions	1	3x (last vs. West Virginia)	9/19/09

THORPE'S GAME-BY-GAME DEFENSIVE STATS

DATE	OPPONENT	TT	UT	AT	PD	INT-YDS
8/30/08	LOUISIANA-MONROE	7	5	2	2	0-0
9/6/08	SOUTHERN MISS	1	1	0	0	0-0
9/13/08	MISSISSIPPI STATE	0	0	0	0	0-0
9/20/08	LSU	2	2	0	0	0-0
9/27/08	TENNESSEE	4	3	1	0	0-0
10/4/08	at Vanderbilt	2	1	1	2	0-0
10/11/08	* ARKANSAS	7	3	4	0	1-59
10/23/08	at West Virginia	0	0	0	0	0-0
11/1/08	at Ole Miss					DID NOT PLAY
11/8/08	TENNESSEE-MARTIN	0	0	0	0	1-42
11/15/08	GEORGIA	2	2	0	0	0-0
11/29/08	at Alabama	4	3	1	0	0-0

DATE	OPPONENT	TT	UT	AT	PD	INT-YDS
9/5/09	* LOUISIANA TECH	3	3	0	1	0-0
9/12/09	* MISSISSIPPI STATE	7	5	2	0	0-0
9/19/09	* WEST VIRGINIA	7	5	2	2	1-22
9/26/09	* BALL STATE	6	5	1	0	0-0
10/3/09	* at Tennessee	7	3	4	0	0-0
10/10/09	* at Arkansas	11	6	5	0	0-0
10/17/09	* KENTUCKY	4	3	1	2	0-0
10/24/09	* at LSU	8	2	6	1	0-0
10/31/09	* OLE MISS	2	2	0	1	0-0
11/7/09	* FURMAN	2	1	1	0	0-0
11/14/09	* at Georgia	5	1	4	0	0-0
11/27/09	* ALABAMA	8	7	1	1	0-0



CHRIS #12
TODD QB
 6-4 • 210 • Sr. • 1L
 Elizabethtown, Ky (Elizabethtown/Hutchinson CC)
 Graduate

CAREER — Is 10-7 as Auburn's starting quarterback ... Has seven 200-yard passing games and six multi-TD passing games ... His 21 TD's this season are the most in a single season in school history ... Has three games this season with four passing TD's.

2009 — Named to Maxwell Award and Manning Award Watch Lists ... Started all 12 games ... Set career best with 255 passing yards in season-opening win vs. Louisiana Tech ... Threw TD passes of 93 and 17 yards ... The 93-yard TD pass to Terrell Zachery set AU record for longest offensive play ... Completed 65 percent of passes (17-of-26) vs. Tech ... Threw for 186 yards, hitting 10-of-23 pass attempts in victory over Mississippi State ... Threw four TD passes and 284 yards in win vs. West Virginia ... Had long pass of 82 yards vs. WVA ... Tied AU record and set career-high with five TD passes against Ball State ... Shares record with former AU QB Daniel Cobb who threw five TD passes against Louisiana Tech in 2001 ... Against Ball State, Todd hit 19-of-26 pass attempts for career-high 287 yards and long pass completion of 65 yards to Terrell Zachery ... Threw for 218 yards with a TD in victory over Tennessee ... Completed 19-of-32 passes in win over Vols ... Against Arkansas, threw for 133 yards hitting 15-of-28 pass attempts ... Held to 80 yards passing, hitting 10-of-24 attempts vs. Kentucky ... Against Kentucky, completed 8-of-14 pass attempts for 47 yards ... Threw for 212 yards with a TD vs. Ole Miss ... Hit 12-of-22 pass attempts vs. Rebels and had one quick kick (punt) that pinned Rebels at the 2-yard line ... Against Furman, completed 17-of-18 passes for 256 yards and four touchdowns - all in the first half - while beginning the game with 14 consecutive completions ... Broke the Auburn single-game records for completion percentage with a minimum of 10 and 15 attempts, completing 94.4 percent of his throws ... Threw for 238 yards on 20-of-28 passing with a pair of TD's vs. Georgia ... Also quick-kicked, pinning UGA inside 5-yard line ... Against Alabama, threw a pair of TD passes and 181 yards ... TD passes were 1-yard and 72-yards ... The 72-yard pass to Darvin Adams was second-longest pass play vs. Alabama in series history.

2008 — Played in seven games with five starts ... Completed 55.1 percent of passes, hitting 86-of-156 attempts for 903 yards with five touchdowns ... Threw for a team-high 70 yards on 9-of-18 passing in first game of season vs. Louisiana-Monroe ... Threw for only passing touchdown of the game, connecting with Chris Slaughter on a 3-yard scoring strike vs. Warhawks ... Had long completion of 33 yards vs. ULM ... Earned first start and



The Players



threw for 248 yards vs. Southern Miss ... Completed 21-of-31 passes (68 percent) with a long of 27 yards vs. Golden Eagles ... Hit 14-of-26 passes for 154 yards in win on the road vs. Mississippi State ... Threw for 250 yards on 17-of-32 (53 percent) passing with a TD vs. LSU ... TD pass came on 15-yard connection with Robert Dunn Completed 14-of-23 passes (60.1) for 93 yards with one TD vs. Tennessee TD pass was from 18 yards out to Robert Dunn ... Threw a pair of TD passes vs. Vanderbilt ... Saw limited action vs. Arkansas, hitting 3-of-10 passes for 18 yards.

JUNIOR COLLEGE — In one season at Hutchinson completed 104-of-212 passes for 968 yards with eight interceptions and six touchdowns ... Transferred to Hutchinson in January 2007.

2006 (TEXAS TECH) — Played in five games ... Was 25-of-35 with 241 yards and one touchdown in 2006 ... Best game came against Southeastern Louisiana, hitting 10-of-12 passes for 151 yards and a score ... In three Big 12 games against Missouri, Colorado and Baylor, completed 11-of-18 passes for 69 yards.

2005 (TEXAS TECH) — Redshirted.

HIGH SCHOOL — High School Coach: Brett Burnette ... Threw for 10,776 yards and 120 touchdowns during high school career ... As a senior, led team to Kentucky Class 2A State Championship after throwing for 3,180 yards and 38 touchdowns ... Was Elizabethtown's first state title in football since 1981 ... *Associated Press* second-team All-State selection as a junior after throwing for 4,583 yards and 51 touchdowns ... Completed a state-record 303 passes (64 percent completion rate) as a junior while leading team to state title game ... Threw for over 2,000 yards and 25 touchdowns as a sophomore ... As a freshman at Taylor County High School, passed for 983 yards and seven touchdowns ... Also played basketball and baseball.

PERSONAL — Born Feb. 4, 1986 ... Son of Brad and Becky Todd ... Graduated in August 2009 with a degree in Business Finance.

SEC/NCAA Rankings:

Passing Avg/Game: 6th / 57th, 198.1 ypg
 Total Offense: 9th / 84th, 189.7 ypg
 Pass Efficiency: 3rd / 21st, 146.5
 Passing Yards: 47th, 2196 (NCAA only)

TODD'S CAREER PASSING STATS

YEAR	G/GS	CMP	ATT	PCT	YDS	INT	TD	LP/OPPONENT
2006 (TTU)	5/0	25	35	71.4	241	0	1	48/SE Louisiana
2008	7/5	86	156	55.1	903	6	5	58/LSU
2009	12/12	178	297	59.9	2377	6	21	93/Louisiana Tech
Totals	24/22	264	488	54.1	3,521	12	27	93/Louisiana Tech

TODD'S CAREER GAME PASSING HIGHS

	No.	Opponent	Date
Completions	21	Southern Miss	9/6/08
Attempts	32	LSU	9/20/08
Yards	287	Ball State	9/26/09
Touchdowns	5	Ball State	9/26/09
Interceptions	2	2x (last vs. Georgia)	11/14/09

TODD'S GAME-BY-GAME PASSING STATS

DATE (Texas Tech)	OPPONENT	CMP	ATT	YDS	INT	TD
8/30/06	SMU	4	5	21	0	0
9/6/06	at UTEP			DID NOT PLAY		
9/13/06	at TCU			DID NOT PLAY		
9/20/06	SE LOUISIANA	10	121	151	0	1
9/27/06	at Texas A&M			DID NOT PLAY		
10/4/06	MISSOURI	5	6	36	0	0
10/11/06	at Colorado	3	6	9	0	0
10/23/06	at Iowa State			DID NOT PLAY		
11/1/06	TEXAS			DID NOT PLAY		
11/8/06	BAYLOR	3	6	24	0	0
11/15/06	at Oklahoma			DID NOT PLAY		
11/29/06	OKLAHOMA STATE			DID NOT PLAY		
12/29/06	vs. Minnesota (Insight)			DID NOT PLAY		

DATE	OPPONENT	CMP	ATT	YDS	INT	TD
8/30/08	LOUISIANA-MONROE	9	18	70	1	1
9/6/08	* SOUTHERN MISS	21	31	248	0	0
9/13/08	* MISSISSIPPI STATE	14	26	154	0	0
9/20/08	* LSU	17	32	250	2	1
9/27/08	* TENNESSEE	14	23	93	1	1
10/4/08	* at Vanderbilt	8	16	70	1	2
10/11/08	ARKANSAS	3	10	18	1	0
10/23/08	at West Virginia			DID NOT PLAY		
11/1/08	at Ole Miss			DID NOT PLAY		
11/8/08	TENNESSEE-MARTIN			DID NOT PLAY		
11/15/08	GEORGIA			DID NOT PLAY		
11/29/08	at Alabama			DID NOT PLAY		

DATE	OPPONENT	CMP	ATT	YDS	INT	TD	TD Pass
9/5/09	* LOUISIANA TECH	17	26	255	0	2	93, 17
9/12/09	* MISSISSIPPI STATE	10	23	186	0	0	--
9/19/09	* WEST VIRGINIA	16	31	284	1	4	16, 4, 82, 17
9/26/09	* BALL STATE	19	26	287	0	5	6, 46, 65, 26, 36
10/3/09	* at Tennessee	19	32	218	0	1	11
10/10/09	* at Arkansas	15	28	133	0	0	--
10/17/09	* KENTUCKY	10	24	80	1	0	--
10/24/09	* at LSU	8	14	47	1	0	--
10/31/09	* OLE MISS	12	22	212	0	1	28
11/7/09	* FURMAN	17	18	256	0	4	6, 24, 23, 41
11/14/09	* at Georgia	20	28	238	2	2	5, 31
11/27/09	* ALABAMA	15	25	181	1	2	1, 72



JAMAR TRAVIS #74
DL
 6-0 • 308 • Fr. • HS
 Brewton, Ala. (W.S. Neal)
 Undecided

2009 — Appeared in nine games but did not record a tackle.

HIGH SCHOOL — High School Coach: Blaine Hathcock ... As a junior, had 60 tackles, including 20 tackles for loss and four sacks ... First Team All-State as a junior by the Alabama Sports Writers Association ... Named honorable mention Class 4A All-State by the ASWA as a senior ... Named a PrepStar All-American ... Listed as the nation's No. 11 defensive tackle by ESPN.com/Scouts, Inc. ... Ranked 29th nationally among defensive tackles and 11th on the Alabama Postseason Top 40 by Rivals.com ... Ranked as the nation's No. 32 defensive tackle by Scout.com ... Listed as the No. 17 player from Alabama by SuperPrep ... Ranked No. 22 on the Birmingham News' Super Seniors list.

PERSONAL — Born Sept. 24, 1990 ... Son of Ronald and Chello Travis.



TOMMY TROTT #5
TE
 6-5 • 243 • Sr. • 3L
 Montgomery, Ala. (Trinity Presbyterian)
 Graduate

2009 — *John Mackey Tight End Award* watch list ... Appeared in 12 games with nine starts ... Started at tight end but did not record a catch in season opener vs. Louisiana Tech ... Did not record a catch before leaving with knee injury vs. Mississippi State ... Caught two passes for 20 yards with a long catch of 11 yards vs. West Virginia ... Had one catch vs. Ball State, a 6-yard TD reception in first quarter ... TD grab was first since 2006 (Tulane) ... Caught one pass for 13 yards to give AU a first down vs. Tennessee ... Recorded season-high three catches vs. Arkansas for 16 yards ... Made season-long catch

of 15 yards vs. LSU, was only reception of game ... Caught one pass, a 14-yard TD grab from Kodi Burns in third quarter vs. Ole Miss ... TD gave Tigers 17-7 lead ... Had one grab, a season-long catch of 26 yards in limited time vs. Furman ... Had one catch for career-best 34 yards vs. Georgia ... Played but did not have a catch vs. Alabama.

2008 — Started 11 games before missing final game due to injury ... Finished tied for third-most receptions on team with 20 ... Finished with fifth-most receiving yardage on team with 201 ... Averaged 10.7 yards per catch for season ... Started at tight end in season opener vs. Louisiana-Monroe but did not have a reception vs. Warhawks ... Hauled in three passes for 44 yards vs. Southern Miss ... Tied career-high with three catches (19 yards) vs. Tennessee ... Had one catch for 8 yards vs. Vanderbilt ... Caught a pair of passes for 31 yards, including a long of 33 yards vs. Arkansas ... The 33-yard reception was a career long ... Led team with 34 yards receiving and four catches vs. West Virginia ... His four catches were a career-best ... Matched career-high with four catches against Ole Miss for 26 yards ... Tied for team high with three catches vs. UT Martin ... Three grabs went for 39 yards vs. Skyhawks ... Has 13 catches for 130 yards in the last four games (Arkansas, West Virginia, Ole Miss, UT Martin) ... Missed Alabama due to injury suffered in first half of Georgia game.

SPRING 2008 — Presented the Eddie Welch Attitude and Effort Award on offense by the coaching staff ... Received Most Improved Grade Point Average Award.

2007 — Appeared in every game with two starts ... Four grabs for 35 yards ... Had one catch for 6 yards against Kansas State ... Also had a fumble recovery during go-ahead possession in the fourth quarter to keep drive alive ... Broke a four-game catchless streak with a 16-yard grab against Vanderbilt ... Returned one kickoff for 13 yards vs. Alabama ... Had one catch for four yards vs. Clemson in the Chick-fil-A Bowl.

2006 — *The Sporting News SEC All-Freshman Team ... The Sporting News Freshman All-America Honorable Mention* ... Caught 10 passes for 94 yards and two touchdowns ... Finished with two receptions for 21 yards against Ole Miss ... Caught a 27-yard touchdown pass at the 14:51 mark of the second quarter against Tulane ... Started and caught three passes for 31 yards and a touchdown against South Carolina ... Connected with Brandon Cox for his first career touchdown reception, a 9-yarder, in the second quarter against the Gamecocks ... Caught his first career pass against LSU, a 2-yarder.

2005 — Redshirted ... Played against South Carolina and Ball State.

HIGH SCHOOL — High School Coach: Randy Ragsdale ... Racked up 1,125 yards and 14 touchdowns in 2004 ... Led his team to a 12-1 record and to the quarter-finals of the playoffs ... Also made 68 tackles and eight sacks at defensive end his senior year ... Caught 57 passes for 1,153 yards and 17 touchdowns as a junior year while leading his team to a state title ... U.S. Army All-American Bowl Nominee ... Alabama High School Athletic Association's 4-A Back of the Year ... Lemming All-American Team ... Lemming All-Southeast Team ... *SuperPrep* All-America 279 ... *SuperPrep* Dixie Team ... *PrepStar* All-American ... ESPN.com's Top 25 Class of 2005 Tight Ends ... Lemming's Top 100 ... Alabama's Gatorade Player of the Year ... Named to the All-Southern Football Team by the *Orlando Sentinel* ... *Mobile Register* Super Southeast 120 ... *Montgomery Advertiser* All-State football team and Class 4A Player of the Year ... 2004 *Tampa Tribune* Best of the South team ... *Birmingham News* Super Seniors ... Alabama Sports Writers Association's Super 12 ... The South Insiders Hot 100 ... Scout.com Alabama Top 30 ... Scout.com top 5 tight ends and defensive ends ... Rivals.com Top 10 Tight Ends ... Rivals.com Alabama Top 25 ... Played pitcher on the baseball team and averaged 15 points a game in basketball.

PERSONAL — Born Sept. 17, 1986 ... Son of Debbie and Marvin Trott ... Father, Marvin lettered at center for the Tigers from 1975-77 ... Graduated in December 2008 with a degree in Public Administration.

TROTT'S CAREER RECEIVING STATS

YEAR	G/GS	NO	YDS	AVG	TD	LP/OPPONENT
2005	2/0	0	0	0.0	0	-
2006	13/9	10	94	9.4	2	27/Tulane
2007	13/2	4	35	8.8	0	16/Vanderbilt
2008	11/11	20	201	10.1	0	33/Arkansas
2009	12/9	11	144	13.1	2	34/Georgia
Totals	51/31	45	474	10.5	4	34/Georgia

TROTT'S CAREER GAME HIGH STATS

No.	Opponent	Date
Receptions	4	2x (last vs. Ole Miss)
Rec. Yards	44	Southern Miss
Rec. TDs	1	4x (last vs. Ole Miss)

TROTT'S GAME-BY-GAME STATS

DATE	OPPONENT	REC	YDS	AVG	TD	TD REC
9/2/06	WASHINGTON STATE	0	0	0.0	0	--
9/9/06	at Mississippi State	0	0	0.0	0	--
9/16/06	LSU	1	2	2.0	0	--
9/23/06	* BUFFALO	0	0	0.0	0	--
9/28/06	* at South Carolina	3	31	10.3	1	9
10/7/06	* ARKANSAS	2	-1	-2.0	0	--
10/14/06	* FLORIDA	1	14	14.0	0	--
10/21/06	* TULANE	1	27	27.0	1	27
10/28/06	* at Ole Miss	2	21	10.5	0	--
11/4/06	* ARKANSAS STATE	0	0	0.0	0	--
11/11/06	* GEORGIA	0	0	0.0	0	--
11/18/06	* at Alabama	0	0	0.0	0	--
1/1/07	* vs. Nebraska (Cotton)	0	0	0.0	0	--

DATE	OPPONENT	REC	YDS	AVG	TD	TD REC
9/1/07	* KANSAS STATE	1	8	8.0	0	--
9/8/07	SOUTH FLORIDA	0	0	0.0	0	--
9/15/07	MISSISSIPPI STATE	0	0	0.0	0	--
9/22/07	NEW MEXICO STATE	0	0	0.0	0	--
9/29/07	at Florida	0	0	0.0	0	--
10/6/07	VANDERBILT	1	16	16.0	0	--
10/13/07	at Arkansas	0	0	0.0	0	--
10/20/07	at LSU	0	0	0.0	0	--
10/27/07	* OLE MISS	0	0	0.0	0	--
11/3/07	TENNESSEE TECH	1	9	9.0	0	--
11/10/07	at Georgia	0	0	0.0	0	--
11/24/07	ALABAMA	0	0	0.0	0	--
12/31/07	vs. Clemson (Chick-fil-A)	1	4	4.0	0	--

DATE	OPPONENT	REC	YDS	AVG	TD	TD REC
8/30/08	* LOUISIANA-MONROE	0	0	0.0	0	--
9/6/08	* SOUTHERN MISS	3	44	14.7	0	--
9/13/08	* MISSISSIPPI STATE	0	0	0.0	0	--
9/20/08	* LSU	0	0	0.0	0	--
9/27/08	* TENNESSEE	3	19	6.3	0	--
10/4/08	* at Vanderbilt	1	8	8.0	0	--
10/11/08	* ARKANSAS	2	31	15.5	0	--
10/23/08	* at West Virginia	4	34	8.5	0	--
11/1/08	* at Ole Miss	4	26	6.5	0	--
11/8/08	* TENNESSEE-MARTIN	3	39	13.0	0	--
11/15/08	* GEORGIA	0	0	0.0	0	--
11/29/08	at Alabama			DID NOT PLAY		

DATE	OPPONENT	REC	YDS	AVG	TD	TD REC
9/5/09	* LOUISIANA TECH	0	0	0.0	0	--
9/12/09	* MISSISSIPPI STATE	0	0	0.0	0	--
9/19/09	* WEST VIRGINIA	2	20	10.0	0	--
9/26/09	BALL STATE	1	6	6.0	1	6
10/3/09	* at Tennessee	1	13	13.0	0	--
10/10/09	* at Arkansas	3	16	5.3	0	--
10/17/09	* KENTUCKY	0	0	0.0	0	--
10/24/09	* at LSU	1	15	15.0	0	--
10/31/09	* OLE MISS	1	14	14.0	1	14
11/7/09	* FURMAN	1	26	26.0	0	--
11/14/09	at Georgia	1	34	34.0	0	--
11/27/09	ALABAMA	0	0	0.0	0	--



BARRETT

#14

TROTTER

QB

6-2 • 203 • RFr. • RS

Birmingham, Ala. (Briarwood Christian)

Liberal Arts

2009 — Did not play due to injury.

2008 — Redshirted.

HIGH SCHOOL — High School Coach: Fred Yancey ... Threw for 7,968 passing yards, 88 touchdowns and 23 interceptions during career ... Both marks are school records and his 88 touchdown passes are third all-time in Alabama State High School history ... Completed 63 percent of passes during career ... Led Briarwood to 2007



The Players



state semi-finals by completing 228-of-361 passes for 3,469 yards and 47 touchdowns with eight interceptions ... Also rushed for 610 yards on 104 attempts and six touchdowns as a senior ... Named ASWA Super 12 and All-State 6A first-team quarterback as a senior ... As a senior also named *Birmingham News* Metro Player of the Year, ScoutSouth.com Star of Alabama, Mr. Football 5A Back of the Year, and finalist for Mr. Football ... Played in Alabama-Mississippi All-Star game as a senior ... In 11 contests as a junior, completed 188-of-315 passes for 2,414 yards and 22 touchdowns, while rushing for 489 yards on 99 attempts with seven touchdowns ... *Birmingham News* All-Metro Team Athlete as a junior ... Passed for 2,074 yards and 19 touchdowns on 178-of-287 passing as a sophomore ... No. 46 ranked quarterback nationally by Scout.com.

PERSONAL — Born Feb.10, 1989 ... Son of Rick and Lynn Trotter ... Major: Liberal Arts.



DEMOND #32
WASHINGTON DB
5-9 • 185 • Jr. • JC
Tallasse, Ala. (Mississippi Gulf Coast CC)
Undecided

2009 — SEC Special Teams Player of the Week (11/16) ... Appeared in 12 games with three starts ... Had one QB hurry and registered two tackles vs. Louisiana Tech ... Recorded two assisted tackles with one QB hurry in SEC opener vs. Mississippi State ... Notched first career sack, for minus 12 yards, to go with five total tackles and one QB hurry vs. West Virginia ... Broke up one pass and totaled two tackles against Ball State ... Had four tackles, two solo, in win over Tennessee ... Registered one QB hurry and two tackles vs. Arkansas ... Broke up a pass and had two solo tackles vs. Kentucky ... Against LSU, broke up a pass and totaled a pair of solo tackles ... Had one tackle vs. Ole Miss ... Against Furman, made first career start and had three solo tackles in limited playing time ... Played defense and returned punts and kickoffs vs. Georgia ... Returned kickoff 99 yards for TD vs. UGA to tie game at 24-24 in third quarter ... The 99-yard return was the sixth-longest in AU history ... For the game, totaled 229 return yards, 202 kickoff and 27 punt, which set an AU record ... The 202 kickoff return yards also set AU record ... The 202 kickoff return yards and 229 return yards were both the fourth most in Southeastern Conference single-game history ... Averaged 40.4 yards per kickoff return which is the second-best in SEC history for a single game (min. 4 returns) ... Also totaled four tackles vs. Bulldogs ... Against Alabama, returned four kickoffs for 99 yards, with long of 35 yards, and totaled three tackles with a pair of solo stops.

JUNIOR COLLEGE — Junior College Coach: Steve Campbell ... In 12 games during his freshman season at Gulf Coast, rushed for 1,182 yards and 12 touchdowns on just 172 carries, and returned two punts for touchdowns ... Helped lead team to the National Championship ... Played defense as a sophomore and had 55 tackles and three interceptions, returning them all for touchdowns, while also returning four punts for scores ... Ranked as the third-best junior college prospect by SuperPrep ... Ranked No. 91 on the Rivals.com junior college top 100.

HIGH SCHOOL — High School Coach: Phil Lindsey ... Had an injury-plagued senior season, but as a junior, scored 27 touchdowns ... Named to the 2005 Class 4A all-state first team as an athlete by the Alabama Sports Writers Association.

PERSONAL — Born Sept. 30, 1987 ... Son of Cynthia McCantz.

WASHINGTON'S CAREER DEFENSIVE STATS

YEAR	G/GS	TT	UT	AT	TFL-YDS	QBS-YDS	FF/FR	PD	I/YDS
2009	12/3	32	18	14	1.0-12	1.0-12	0/0	3	0/0

WASHINGTON'S GAME-BY-GAME DEFENSIVE STATS

DATE	OPPONENT	TT	UT	AT	PD	INT-YDS
9/5/09	LOUISIANA TECH	2	1	1	0	0-0
9/12/09	MISSISSIPPI STATE	2	0	2	0	0-0
9/19/09	WEST VIRGINIA	5	3	2	0	0-0
9/26/09	BALL STATE	2	2	0	1	0-0
10/3/09	at Tennessee	4	2	2	0	0-0
10/10/09	at Arkansas	2	0	2	0	0-0
10/17/09	KENTUCKY	2	2	0	1	0-0
10/24/09	at LSU	2	2	0	1	0-0
10/31/09	OLE MISS	1	0	1	0	0-0
11/7/09	* FURMAN	3	3	0	0	0-0
11/14/09	* at Georgia	4	1	3	0	0-0
11/27/09	* ALABAMA	3	2	1	0	0-0



DEREK #87
WINTER WR
6-0 • 200 • So. • 1L
Tampa, Fla. (Plant Senior)
Business Management

2009 — Appeared in 12 games, mainly on special teams ... Had one catch for 16 yards vs. Furman.

2008 — Saw playing time in eight games, hauling in four catches for 27 yards ... Had first career reception vs. Arkansas and caught two for the game for 18 yards ... Caught one pass for 4 yards vs. West Virginia ... Hauled in a 5-yard catch vs. Alabama.

HIGH SCHOOL — Caught 192 passes during his high school career for almost 4,000 yards and 44 touchdowns ... Finished his senior season with 75 catches for over 1,668 yards and 18 touchdowns ... Named to the Class 4A All-State First Team by the Florida Sports Writers Association ... Totaled a Hillsborough County record 90 catches for 1,280 yards and 20 touchdowns as a junior ... Helped lead team to the 2006 Class 4A state championship ... Set a state record by catching 13 passes in the title game ... Had 30 catches as a sophomore ... Ranked as the No. 70 prospect in the state of Florida by the *Orlando Sentinel*.

PERSONAL — Born Oct. 20, 1989 ... Son of Dave and Trina Winter ... Major: Public Administration.



JAY #82
WISNER WR
6-2 • 194 • Jr. • TR
Bozeman, Mont. (Saddleback JC)
Undecided

2009 — Appeared in 12 games with two starts ... In first game action, hauled in a 24-yard pass from Chris Todd against Mississippi State ... Made one 16-yard catch vs. West Virginia ... Started and had a 16-yard catch in victory at Tennessee.

JUNIOR COLLEGE — Junior College Coach: Mark McElroy ... Caught 18 passes for 104 yards as a freshman at Saddleback JC ... Hauled in 10 passes for 144 yards as a sophomore and helped lead Saddleback to No. 15 national ranking.

HIGH SCHOOL — High School Coach: Troy Purcell.

PERSONAL — Born Oct. 1, 1988 ... Son of Laurie Wisner.

WISNER'S CAREER RECEIVING STATS

YEAR	G/GS	NO	YDS	AVG	TD	LP/OPPONENT
2009	12/2	3	56	18.7	0	24/Mississippi State




The Players



WISNER'S GAME-BY-GAME RECEIVING STATS

DATE	OPPONENT	REC	YDS	AVG	TD	TD REC	
9/5/09	LOUISIANA TECH	DID NOT PLAY					
9/12/09	MISSISSIPPI STATE	1	24	24.0	0	--	
9/19/09	WEST VIRGINIA	1	16	16.0	0	--	
9/26/09	* BALL STATE	0	0	0.0	0	--	
10/3/09	* at Tennessee	1	16	16.0	0	--	
10/10/09	at Arkansas	0	0	0.0	0	--	
10/17/09	KENTUCKY	0	0	0.0	0	--	
10/24/09	at LSU	0	0	0.0	0	--	
10/31/09	OLE MISS	0	0	0.0	0	--	
11/7/09	FURMAN	0	0	0.0	0	--	
11/14/09	at Georgia	0	0	0.0	0	--	
11/27/09	ALABAMA	0	0	0.0	0	--	



BAILEY #48
WOODS TE
 6-5 • 237 • So. • SQ
 Marietta, Ga. (Walton)
 Public Administration

2009 — Appeared in 10 games, mainly on special teams.

2008 — Did not play.

2007 — Redshirted

HIGH SCHOOL — High School Coach: Ed Dudley ... Recorded 12 pancake blocks in his senior season ... Selected to play in the Offense-Defense All-American Bowl in January 2007 ... Named All-Region Honorable Mention ... Named a *PrepStar* All-American and the No. 5 tight end on the *PrepStar* 100 ... Ranked No. 13 nationally at tight end by Rivals.com ... Ranked 16th in the 2007 Georgia Top 50 ... Ranked No. 33 nationally at tight end by Espn.com. ... No. 74 on the *Mobile Press-Register's* Super Southeast 120 ... Played basketball and ran track in high school.

PERSONAL — Born December 4, 1988 ... Son of Terri and Jim Woods ... Major: Public Administration.



TERRELL #81
ZACHERY WR
 6-1 • 203 • Jr. • 1L
 Wadley, Ala. (Wadley)
 Public Administration

2009 — Appeared in 12 games with seven starts ... Earned first career start in season opener vs. Louisiana Tech ... Hauled in 93-yard TD pass from QB Chris Todd that set AU record for longest offensive play in school history ... Finished with 3 catches for 98 yards vs. Tech ... Hauled in two passes for 41 yards, with a long reception of 33 yards, in victory over Mississippi State ... Caught one pass for 15 yards and returned three kickoffs for 49 yards vs. West Virginia ... Set career-high with 122 receiving yards, five receptions and a pair of TD's in victory over Ball State ... Had TD catches of 46 and 65 yards ... Is averaging 68.0 yards per TD catch this season ... Caught two passes for 28 yards including 11-yard TD grab in win over Tennessee ... Had long catch of 17 yards vs. UT ... Against Arkansas, totaled 101 all-purpose yards with 25 yards receiving, 60 yards rushing and 16 yards on kick returns ... The 60-yard rush was to 2-yard line and set up AU touchdown ... Led Tigers with four catches against Kentucky, totaling 24 yards ... Held to just one catch for 1 yard vs. LSU ... Made two catches for team-high 83 yards vs. Ole Miss ... Catches went for 42 and 41 yards ... Played, but did not have a catch vs. Furman ... Hauled in a 31-yard TD catch in first quarter vs. Georgia for only grab of game ... Against Alabama, scored on a 67-yard reverse to give AU a 7-0 first-

quarter lead ... Rush was longest of career ... Also caught one pass vs. Crimson Tide ... *Has caught at least one pass in 11 of 12 games.*

2008 — Played in all 12 games, catching two passes for 24 yards ... Saw playing time vs. Louisiana-Monroe in opener, but did not have a reception ... Had one catch for 17 yards vs. Southern Miss ... Had a 7-yard catch vs. Arkansas.

SPRING 2008 — Named the Most Improved Skill Player by the coaching staff following spring drills.

2007 — Appeared in one game, seeing time against Clemson in the Chick-fil-A Bowl .. Did not have a catch.

2006 — Redshirted.

HIGH SCHOOL — High School Coach: Randy Sparks ... Set an Alabama high school record for career receiving yards with 4,672 on 190 catches with 53 touchdowns ... Totaled 1,477 yards receiving on 66 catches and 17 touchdowns as a senior ... Had 1,410 yards receiving and 18 scores on 53 catches as a junior ... Also added 422 yards rushing with eight touchdowns and 650 return yards with five scores as a junior, giving him 2,482 all-purpose yards and 31 touchdowns ... Played running back, wide receiver and defensive back at Wadley ... Had a 91-yard touchdown reception and a 70-yard interception return for a score in a second-round playoff game against Addison during his junior season ... Named to the Alabama Sports Writers Association Super 12 team and first team Class 1A all-state as a senior ... Selected as a "Super Senior" by the *Birmingham News* (No. 12) ... Named to the *Orlando Sentinel's* 2005 All-Southern team ... First-team all-state and all-area Player of the Year as a junior ... Ranked No. 20 nationally among wide receivers by *PrepStar* ... Ranked No. 21 nationally among wide receivers and the No. 12 player in the state of Alabama by Rivals.com ... Ranked 10th in the Rivals Preseason Alabama Top 40 ... Rivals.com Rivals250 ... Ranked No. 29 in collegefootballnews.com's Top 45 Wide Receivers list ... Ranked 51st nationally at the wide receiver position by ESPN.com ... Ranked as the No. 170 overall player in the country and No. 47 in the Southeast by *Tom Lemming's Prep Football Report* ... Rated No. 11 on the *Birmingham News Super Senior* 2006 ... Ranked 52nd on the *Mobile Register's* Super Southeast 120 list of prospects.

PERSONAL — Born Aug. 2, 1987 ... Son of Tommy Staples and Nan Zachery ... Major: Public Administration.

ZACHERY'S CAREER RECEIVING STATS

YEAR	G/GS	NO	YDS	AVG	TD	LP/OPPONENT
2007	1/0	0	0	0.0	0	NA
2008	12/0	2	24	12.0	0	17/Southern Miss
2009	12/7	24	466	19.4	5	93/Louisiana Tech
Totals	25/7	26	490	18.8	5	93/Louisiana Tech

ZACHERY'S GAME-BY-GAME RECEIVING STATS

DATE	OPPONENT	REC	YDS	AVG	TD	TD REC
9/5/09	* LOUISIANA TECH	3	98	32.7	1	93
9/12/09	MISSISSIPPI STATE	2	41	20.5	0	--
9/19/09	* WEST VIRGINIA	1	15	15.0	0	--
9/26/09	* BALL STATE	5	122	24.4	2	46, 65
10/3/09	* at Tennessee	2	28	14.0	1	11
10/10/09	at Arkansas	2	25	12.5	0	--
10/17/09	* KENTUCKY	4	24	8.0	0	--
10/24/09	* at LSU	1	1	1.0	0	--
10/31/09	OLE MISS	2	83	41.5	0	--
11/7/09	FURMAN	0	0	0.0	0	--
11/14/09	at Georgia	1	31	31.0	1	31
11/27/09	* ALABAMA	1	-2	0.0	0	--



The Players



LEE

#73

ZIEMBA

OL

6-8 • 308 • Jr. • 2L

Rogers, Ark. (Rogers)

History

CAREER — Has started every game since 2007, a streak of 37 consecutive starts.

2009 — *Coaches' Second-Team All-SEC ... Associated Press Honorable Mention All-SEC ... Phil Steele's Second-Team Midseason All-SEC ...* Started all 12 games ... Started at tackle in season opener vs. Louisiana Tech and recorded eight knockdown blocks .. Did not allow a sack on 27 pass attempts vs. Tech ... Against Mississippi State, did not allow a sack in 24 pass attempts and had a team-high 9.5 knockdown blocks ... Led offensive line with nine knockdown blocks vs. West Virginia ... Played every offensive snap vs. Mountaineers ... Had a pair of knockdown blocks vs. Ball State ... Finished with second-most knockdown blocks vs. Tennessee with seven ... Recorded second-most knockdown blocks vs. Arkansas, totaling 8.5 ... Against Kentucky, had five knockdown blocks and helped Tigers rush for 220 yards ... Finished with six knockdown blocks vs. LSU ... Totaled a team-best seven knockdown blocks vs. Ole Miss ... Playing just the first half vs. Furman, had five knockdown blocks ... Against Georgia, recorded first career reception for a loss of 3 yards ... Has 67 knockdown blocks, second most on team, for the season ... Is part of line that has allowed 18 sacks in 331 pass attempts this season.

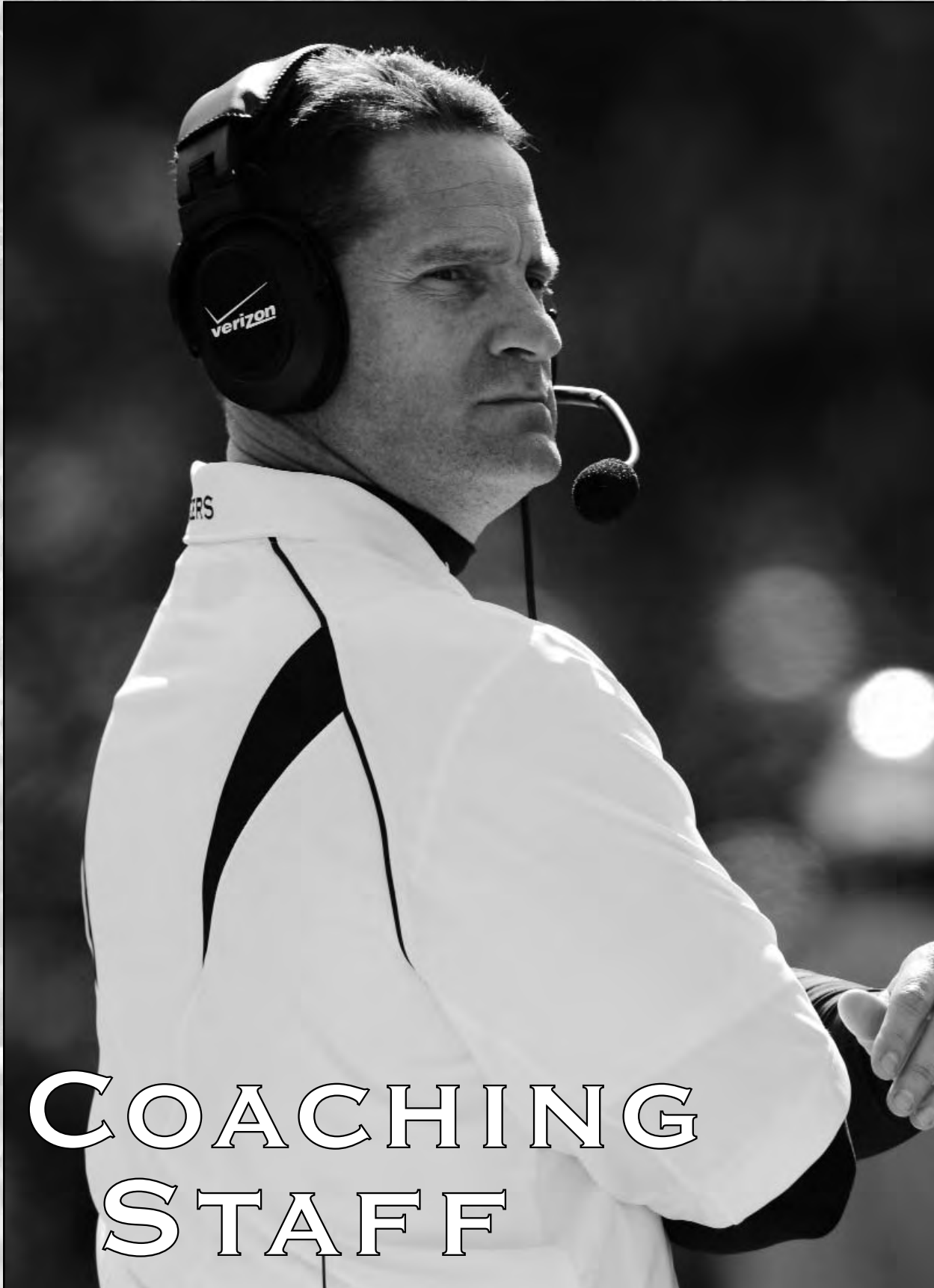
2008 — *Second Team Preseason Media All-SEC ... Second Team Preseason Coaches' All-SEC ... Phil Steele's Preseason Second Team All-SEC ...* Started all 12 games ... Had season-high grade of 92 percent vs. Southern Miss ... Finished with 47 cockroach blocks, 19 pancake blocks and 72 rodeo blocks ... Started at left tackle in season opener vs. Louisiana-Monroe, grading at 91 percent on 61 plays ... Played 74 snaps vs. Southern Miss, grading at 92 percent ... Had nine cockroach blocks, three pancake blocks and 12 rodeo blocks vs. Southern Miss ... Graded 83 percent overall on 77 snaps vs. Mississippi State ... Had 12 rodeo blocks, five cockroach blocks and six pancake blocks vs. MSU ... Graded at 75 percent overall on 71 snaps vs. LSU with nine rodeo, two cockroach and half a pancake blocks ... On 72 snaps vs. Tennessee, graded at 79 percent overall with 12 rodeo blocks and one pancake block ... Graded out at 80 percent on 65 snaps vs. Vanderbilt ... On 62 snaps, graded at 87 percent with two rodeo, two pancake and three cockroach blocks vs. Arkansas ... Posted an 87 percent grade on 71 snaps vs. Ole Miss ... Had seven cockroach and three rodeo blocks vs. Rebels ... Graded at 91 percent overall on 65 snaps vs. UT Martin, with six rodeo, seven cockroach and two pancake blocks ... Against Georgia, played 71 snaps and graded at 86 percent overall with five rodeo, two cockroach and one pancake block.

2007 — *Collegefootballnews.com's Freshman All-America First Team ... Coaches' All-SEC Freshman Team ... First-Team Freshman All-American by Scout.com and Rivals.com First Team Freshman All-American ... Sporting News SEC All-Freshman Team and Sporting News First Team Freshman All-America Team ...* Started all 13 games on offensive line ... First true freshman at Auburn to start season opener since WR's Ben Obomanu and Devin Aromoshodu in 2002 ... Only third true freshman during Tuberville era to start in season opener ... In a team-high 73 snaps, graded out at 73 percent including 82 percent on assignments against Kansas State ... Also led offensive line with 74 plays against South Florida, earning an overall grade of 86 percent, including 93 percent on assignments ... Graded out at 79 percent overall while playing all 70 snaps against Mississippi State ... Had an 89 percent mark on assignments against the Bulldogs ... 64 plays against New Mexico State, recording a 91 percent overall grade, which was second highest among AU linemen, and posted a 98 percent on assignments ... In 69 plays against No. 4 Florida, tied for team high in overall grade at 86 percent and tied for second on OL with a 96 percent on assignments ... Team-high 60 snaps versus Vanderbilt ... Posted a 81 percent overall grade and a 93 percent on assignments against the Commodores ... Overall grade of 91 percent on 81 snaps at Arkansas ... At LSU, had an 84 percent overall grade ... Played 79 snaps vs. Ole Miss, grading out at 86 percent ... Graded at 87 percent overall on just 25 snaps vs. Tennessee Tech ... Registered a 90 percent overall grade on 65 snaps vs. Alabama.

HIGH SCHOOL — High School Coach: Ronnie Peacock ... Registered 31 pancake blocks, 43 knockdown blocks and was in on 11 tackles and 1.5 sacks playing defense in goal line situations as a senior ... Had 27 pancake blocks, 25 knockdowns, 21 champi-

on blocks and 13 deuce blocks his junior season ... Member of the *USA Today* All-American team ... Gatorade Arkansas Football Player of the Year ... Named *Orlando Sentinel* Arkansas Player of the Year ... Ranked No. 1 in the Arkansas Top 15 by Rivals.com ... Ranked 34th nationally in the Rivals100 ... Slated No. 4 nationally at offensive tackle by Rivals.com ... Ranked No. 4 nationally by Espn.com ... Named 7A All-State and 7A Player of the Year by the Arkansas High School Athletic Association ... Named to the *Atlanta Journal-Constitution* Super Southern 100 ... Named to the *Parade Magazine* All-America team ... Named a Scout All-American and ranked No. 31 in the Scout National Hot 100 ... Selected to play in the Max Emfinger All-American Bowl Game Classic following his senior season ... Named to the *Arkansas Democrat-Gazette* Super Sophomore team in 2004 ... Named All-State in 2005 by *Arkansas Democrat-Gazette* and AHSAA ... Led his team to the 7A state championship game ... Selected 2006 Arkansas Gatorade Player of the Year ... Named *Northwest Arkansas Morning News* Co-Player of the Year.

PERSONAL — Born March 29, 1989 ... Son of Mike and Dawn Ziemba, both of whom attended Auburn ... Major: History.



COACHING STAFF



Head Coach Gene Chizik



During his first season as Auburn's head coach, Gene Chizik has demonstrated that great things are in store for the Tigers under his command. He became the first head coach in school history to lead his team to a bowl game in his first season, just the third coach in Auburn history to win his first five games as head coach and only the third SEC coach since the conference expanded in 1992 to win his first five games.

The program's defensive coordinator from 2002-04, Chizik was named Auburn's 26th head coach on December 13, 2008, after serving the two previous seasons as head coach at Iowa State.

A 23-year coaching veteran, Chizik helped Auburn and Texas to consecutive undefeated seasons in 2004 and 2005. His three-year stint as Auburn's defensive coordinator culminated in 2004, when he helped guide the Tigers to a 13-0 season while earning the Frank Broyles Award as the nation's top assistant coach.

Chizik also served as the assistant head coach and co-defensive coordinator at Texas from 2005-06 where he helped the Longhorns to a perfect season and national championship in 2005.

During his tenure at Auburn, Chizik's 2004 defense led the nation in scoring defense (11.3 ppg) and was fifth nationally in total defense, allowing just 277.6 yards per contest. In three years at Auburn, Chizik helped the Tigers to a 30-9 mark including an 18-6 Southeastern Conference record. In 2003, Auburn's defense was fifth nationally in total defense.

In his two seasons in Austin, the Longhorns were 22-3. At one point, he was a part of 29 consecutive victories, which began in 2003 at Auburn

and ended in 2006 at Texas.

Chizik's reputation as an outstanding teacher is evident by the fact that he tutored a remarkable three consecutive Thorpe Award winners, starting with Auburn's Carlos Rogers in 2004, followed by Texas' Michael Huff and Aaron Ross in 2005 and 2006, respectively.

During his two seasons at Iowa State, the 46-year old Chizik was in the midst of a rebuilding process, directing the Cyclones to a 5-19 mark. The Iowa State administration rewarded Chizik's leadership and vision for the program by offering him a two-year contract extension following the 2008 season.

Chizik's first win came against intrastate rival Iowa in 2007, making him the first Cyclone coach since 1907 to beat the Hawkeyes in his inaugural season. The 2007 season also included conference wins over Kansas State and bowl-bound Colorado.

Auburn's undefeated season of 2004 saw one of the best defensive teams ever to wear a Tigers uniform. Not only did they lead the nation in scoring defense, but they surrendered just four rushing touchdowns all season, including allowing none over the first eight games of the season. That vaunted 2004 defense featured eight of 11 starters that went on to play in the NFL, including 2005 first-round draft pick cornerback Carlos Rogers and defensive lineman Jay Ratliff, who earned All-Pro honors with the Dallas Cowboys in 2008.

The 2003 AU defense under Chizik was just as talent laden as the undefeated squad, as eight of 11 starters went on to play in the NFL as well. Led by first-team All-SEC picks Karlos Dansby, DeMarco McNeil and Dontarious Thomas, Auburn was fifth nationally in total defense, seventh in rushing defense and ninth in the country in scoring defense.

By allowing less than 300 yards of total offense in consecutive seasons in 2003 (281.6 ypg) and 2004 (277.6 ypg), it marked the first time at Auburn since a six-year run from 1985-90, that an Auburn defense had accomplished the feat in back-to-back campaigns.

In his first season at Auburn, Chizik took a club that was 39th nation-





Personal

Born: Dec. 28, 1961
 Hometown: Clearwater, Fla.
 Wife: Jonna
 Children: daughters, Landry Grace and Kennedy Danielle and son, Cally
 Education: B.A. from Florida (1985) and M.A. from Clemson (1991)
 Playing Experience: Florida (1981)

ally in total defense the season before he arrived and improved it to 26th in the country while holding three Top 10 teams - LSU, Alabama and Penn State - to less than 10 points each en route to victory.

During his 39 games at Auburn as defensive coordinator, the Tigers were able to defeat nine Top 10 programs, win three bowl games, and hold 24 of 39 opponents to two touchdowns or less, including 14 that managed single digits against his aggressive, physical defenses.

He also tutored three All-Americans in Dansby, Rogers and Junior Rosegreen and had nine players earn 10 first-team All-SEC honors. Chizik had 10 players over three seasons that went on to be NFL draft picks.

Chizik's defense played an integral part in Texas' 2005 national championship season as the Longhorns ranked eighth nationally in scoring defense, 10th in total defense and fourth in pass efficiency defense. UT allowed opponents to reach 300 yards of total offense only five times in 2005 and held the remaining eight opponents to less than 267 yards. Ten UT defenders were all-Big 12 Conference selections, including four who made the first team.

In 2006, Chizik's Longhorn defenders were second nationally against the rush (58.8 ypg.) after 12 games, including limiting No. 1 Ohio State to just 79 yards on the ground. His aggressive schemes resulted in 100 tackles for loss, 96 quarterback hurries and 30 takeaways during the 2006 regular season.

Chizik coached six Longhorns to All-American honors in his two seasons, including Aaron Harris, Michael Huff and Rod Wright in 2005, and Tim Crowder, Michael Griffin and Aaron Ross in 2006. His defensive players earned 18 All-Big 12 awards during his tenure.

Prior to his arrival at Auburn, Chizik was the defensive coordinator for four seasons (1998-01) at Central Florida, where he improved a unit that was 81st nationally in total defense before his arrival to one that was 16th in the country in 2001.

Chizik spent six seasons at Stephen F. Austin from 1992-97, overseeing the linebackers (1992-94) and secondary (1995-97). While at Stephen F. Austin, Chizik helped the Lumberjacks to back-to-back NCAA Division I-AA playoffs, including a national semifinal appearance in 1995.

He began his coaching career as defensive coordinator (1986-88) at Seminole High School in St. Petersburg, Fla., before becoming a graduate assistant at Clemson for a pair of 10-win teams in 1988-89. Chizik's first full-time college coaching position came at Middle Tennessee State, where he helped lead the Blue Raiders to NCAA Division I-AA playoffs in both of his seasons (1990-91) and to a conference championship in 1990.

Chizik earned his B.A. degree in education from Florida in 1985 and his M.A. in guidance and counseling from Clemson in 1991.

A Clearwater, Fla., native, Chizik and his wife, Jonna, have identical twin daughters, Landry Grace and Kennedy Danielle, and a son, Cally.





Head Coach Gene Chizik



Chizik Year-by-Year

HEAD COACH				
Year	School	Record	Conf.	Notes
2007	Iowa State	3-9	2-6	
2008	Iowa State	2-10	0-8	
Iowa State Totals		5-19	2-14	
2009	Auburn	7-5	3-5	Outback Bowl
Auburn Totals		7-5	3-5	
HEAD COACH TOTALS		12-24	5-19	

COLLEGIATE ASSISTANT/GA				
1990	Middle Tennessee St.	Defensive Ends Coach	11-2	5-1
1991	Middle Tennessee St.	Defensive Ends Coach	9-4	6-1
Middle Tennessee State Totals			20-6	11-2

1988	Clemson	Grad Asst./Linebackers	10-2	6-1
1989	Clemson	Grad. Asst./Linebackers	10-2	5-2
Clemson Totals			20-4	11-3

1992	Stephen F. Austin	Linebackers Coach	3-8	1-6
1993	Stephen F. Austin	Linebackers Coach	8-4	5-2
1994	Stephen F. Austin	Linebackers Coach	6-3-2	4-1-1
1995	Stephen F. Austin	Secondary Coach	11-2	4-1
1996	Stephen F. Austin	Defensive Coordinator/Secondary	7-4	3-3
1997	Stephen F. Austin	Defensive Coordinator/Secondary	8-3	5-2
Stephen F. Austin Totals			43-24-2	22-15-2

1998	Central Florida	Defensive Coordinator/Secondary	9-2	—
1999	Central Florida	Defensive Coordinator/Secondary	4-7	—
2000	Central Florida	Defensive Coordinator/Secondary	7-4	—
2001	Central Florida	Defensive Coordinator/Secondary	6-5	—
Central Florida Totals			26-18	—

2002	Auburn	Defensive Coordinator/DB	9-4	5-3
2003	Auburn	Defensive Coordinator/DB	8-5	5-3
2004	Auburn	Defensive Coordinator/DB	13-0	8-0
Auburn Totals			30-9	18-6

2005	Texas	Asst. Head Coach/Def. Coord./LB	13-0	8-0
2006	Texas	Asst. Head Coach/Def. Coord./LB	9-3	6-2
Texas Totals			22-3	14-2

ASSISTANT COACH TOTALS 161-62-2 76-28-2

HIGH SCHOOL COACH

1986	Seminole (Fla.) H.S.	Defensive Coordinator/Linebackers
1987	Seminole (Fla.)H.S.	Defensive Coordinator/Linebackers

BOWL GAMES

1981 Peach Bowl	(Florida lost to West Virginia, 6-26) [player]
1988 Citrus Bowl	(Clemson defeated Oklahoma, 13-6)
1989 Gator Bowl	(Clemson defeated West Virginia, 27-7)
2003 Capital One Bowl	(Auburn defeated Penn State, 13-9)
2003 Music City Bowl	(Auburn defeated Wisconsin, 28-14)
2005 Sugar Bowl	(Auburn defeated Virginia Tech, 16-13)
2006 Rose Bowl	(Texas defeated USC, 41-38)
2010 Outback Bowl	---

Chizik Game-by-Game

2007 - (3-9, 2-6 Big 12)

8/30	KENT STATE	14-23	L
9/8	NORTHERN IOWA	13-24	L
9/15	IOWA	15-13	W
9/22	at Toledo	35-36	L
9/29	at Nebraska	17-35	L
10/6	at Texas Tech	17-42	L
10/13	TEXAS	3-56	L
10/20	OKLAHOMA	7-17	L
10/27	at Missouri	28-42	L
11/3	KANSAS STATE	31-20	W
11/10	COLORADO	31-28	W
11/17	at Kansas	7-45	L

2008 - (2-12, 0-8 Big 12)

8/28	SOUTH DAKOTA ST.	44-17	W
9/6	KENT STATE	48-28	W
9/13	at Iowa	5-17	L
9/20	at UNLV (OT)	31-34	L
10/4	KANSAS	33-35	L
10/11	at Baylor	10-38	L
10/18	NEBRASKA	7-35	L
10/25	TEXAS A&M	35-49	L
11/1	at Oklahoma State	17-59	L
11/8	at Colorado	24-28	L
11/15	MISSOURI	20-52	L
11/22	at Kansas State	30-38	L

2009 - (7-5, 3-5 SEC)

9/5	LOUISIANA TECH	37-13	W
9/12	MISSISSIPPI STATE	49-24	W
9/19	WEST VIRGINIA	41-30	W
9/26	BALL STATE	54-30	W
10/3	at Tennessee	26-22	W
10/10	at Arkansas	23-44	L
10/17	KENTUCKY	14-21	L
10/24	at LSU	10-31	L
10/31	OLE MISS	33-20	W
11/7	FURMAN	63-31	W
11/14	at Georgia	24-31	L
11/27	ALABAMA	21-26	L



Jay Boulware

TIGHT ENDS/SPECIAL TEAMS COORDINATOR

PERSONAL

Hometown Irving, Texas
Wife former Chantay Sanders
Children daughter: Jordin, 2

EDUCATION

College University of Texas (B.A, 1996)

PLAYING EXPERIENCE

1991-93 Texas (offensive line)

COACHING EXPERIENCE

1994-96 **Texas**
Student Assistant (1994-95)
Graduate Assistant/Tight Ends (1996)

1997-2000 **Northern Illinois**
Tight Ends (1997)
Co-Offensive Line (1998-2000)

2001-03 **Arizona**
Tight Ends (2001)
Running Backs (2002)
Running Backs/Special Teams Coordinator (2003)

2004 **Stanford**
Running Backs

2005-06 **Utah**
Tight Ends/Co-Special Teams Coordinator

2007-08 **Iowa State**
Running Backs/Special Teams Coordinator

2009- **Auburn**
Tight Ends/Special Teams Coordinator

BOWL EXPERIENCE

Coach – 1994 Sun, 1995 Sugar, 1997 Fiesta, 2005 Emerald, 2006 Armed Forces, 2010 Outback



Note: In his first year at Auburn helped Wes Byrum make 14-of-15 field goals and all 49 PATs ... Coached Demond Washington to a school single-game record with 202 kickoff return yards against Georgia ... Helped Iowa State ranked 12th nationally in kickoff returns in 2008, behind Rivals.com second-team freshman All-American kick returner Leonard Johnson, who set an NCAA FBS record with 319 kickoff return yards against Oklahoma State ... While at Utah, his Ute special teams were among the Mountain West Conference leaders, including the Utah kickoff return unit led the MWC in 2006 ... At Northern Illinois, he recruited future All-American and current Atlanta running back Michael Turner ... During Boulware's tenure at NIU, the Huskie offense ranked 12th nationally in rushing as two-time all-MAC offensive lineman Ryan Diem moved on to the NFL, where he plays for the Indianapolis Colts ... While at Arizona, Boulware coached All-Pac 10 tailback Mike Bell, who now plays for the New Orleans Saints.



Assistant Coaches



Jeff Grimes

OFFENSIVE LINE

PERSONAL

Born Dallas, Texas
Sept. 23, 1968

Hometown Garland, Texas

Wife former Sheri Hermesmeyer

Children daughter: Bailey, 9; sons: Garrison, 7, and Greydon, 4

EDUCATION

College University of Texas-El Paso (B.S., 1991)
Texas A&M (M.S., 1997)

PLAYING EXPERIENCE

1987-90 Texas-El Paso (offensive tackle)

COACHING EXPERIENCE

1993-94 **Riverside High School (Texas)**
Offensive Coordinator/Offensive Line

1995 **Rice**
Offensive and Defensive Graduate Assistant

1996-97 **Texas A&M**
Offensive Graduate Assistant

1998-99 **Hardin-Simmons**
Offensive Line

2000 **Boise State**
Offensive Line

2001-03 **Arizona State**
Offensive Line/Running Game Coordinator

2004-06 **Brigham Young**
Offensive Line

2007-08 **Colorado**
Assistant Head Coach/Running Game Coordinator/Off. Line

2009- **Auburn**
Offensive Line

BOWL EXPERIENCE

Player – 1988 Independence
Coach – 1998 Cotton, 2000 Humanitarian, 2002 Holiday, 2005 Las Vegas, 2007 Independence, 2010 Outback



Notable: In his first year at Auburn, helped Tigers improve to a No. 13 national ranking in rushing (213.8), No. 20 in scoring offense (32.9) and No. 21 in total offense (432.3) ... Tigers ranked 40th nationally in sacks allowed (18) ... Coached Lee Ziemba and Ryan Pugh to Second-Team All-SEC honors ... Two line-men that Grimes coached at Colorado, Tyler Polumbus and Edwin Harrison, were on NFL rosters in 2008 ... His 2006 BYU team ranked fourth nationally in yards per game (465.5) and yards passing (323.5), averaged 141.9 on the ground and allowed just 15 quarterback sacks in 13 games while winning the Mountain West Conference ... His 2002 offensive line at Arizona State helped direct the ninth-rated passing offense in the country ... Four of his 2001 seniors at ASU were drafted into the NFL ... It marked just the second time that had been done at any school since the NFL adopted the seven-round draft format in 1993 ... In one season at Boise State, his offensive line helped the Broncos lead the nation in scoring offense and accumulate 175 rushing yards per game ... His Hardin Simmons squads were 21-2 in his two seasons, reaching the national semifinals in 1999 and averaged 39.4 points per game during his tenure.



Phillip Lolley

CORNERBACKS

PERSONAL

Born Butler, Ala.
May 19, 1954
Hometown Butler, Ala.
Wife former Ann Miller
Children son: Brad, 34; daughter, Brittany, 22

EDUCATION

College Livingston (B.S., 1977)
Livingston (M.A., 1981)

COACHING EXPERIENCE

1977-78 South Choctaw Academy (Toxey, Ala.)
Assistant Coach
1978-82 Warrior Academy (Eutaw, Ala.)
Head Coach
1982-84 Demopolis High School (Demopolis, Ala.)
Defensive Coordinator
1984-87 Stevenson High School (Stevenson, Ala.)
Head Coach
1988-98 North Jackson High School (Stevenson, Ala.)
Head Coach
1999- Auburn
Conditioning Coach (1999-2000)
Secondary (2000-03)
Director of NFL Relations (2004-08)
Cornerbacks (2009-)

BOWL EXPERIENCE

Coach – 2001 Citrus, 2001 Peach, 2003 Capital One, 2003 Music City, 2010 Outback
Staff – 2005 Sugar, 2006 Capital One, 2007 Cotton, 2007 Chick-fil-A



Notable: Coached Walter McFadden to Second-Team All-SEC honors in 2009 ... Helped lead Auburn to a No. 5 national ranking in total defense in 2003 and a No. 13 ranking in scoring defense in 2002 ... Coached Carlos Rogers to second-team freshman All-America and first-team freshman All-SEC honors in 2001 ... During his first stint coaching Auburn's secondary (2002-03), he coached future NFL players Rogers, Junior Rosegreen, Will Herring, Kevin Hobbs, Roderick Hood, Travaris Robinson and Horace Willis ... Led North Jackson High School to the 1993 4A state championships and to the playoffs in all of his 11 seasons ... Earned several high school coach of the year honors.



Curtis Luper

RUNNING BACKS/RECRUITING COORDINATOR

PERSONAL

Hometown Sherman, Texas
Wife former Nikki Echols
Children daughters: Arielle, 22, Charitie, 6, and Cheyenne, 3;
sons: Cameron, 14, and Chancellor, 7

EDUCATION

College Stephen F. Austin University (B.A., 1996)
Stephen F. Austin University (M.S., 1998)

PLAYING EXPERIENCE

1984-87 Oklahoma State (running back)
1993 Stephen F. Austin (running back)

COACHING EXPERIENCE

1995-97 **Stephen F. Austin**
Graduate Assistant (1995-96)
Running Backs (1997)
1998 **McKinney High School (Texas)**
Running Backs
1999-2001 **Texas A&M-Commerce**
Assistant Head Coach/Secondary
2002-04 **New Mexico**
Running Backs
2005-08 **Oklahoma State**
Running Backs (2005-08)
Assistant Head Coach for Player Development (2007-08)
2009- **Auburn**
Running Backs/Recruiting Coordinator

BOWL EXPERIENCE

Player - 1984 Gator, 1985 Gator, 1987 Sun
Coach - 2002 Las Vegas, 2003 Las Vegas, 2004 Emerald, 2006 Independence, 2007 Insight, 2008 Holiday, 2010 Outback



Notable: In his first year at Auburn, helped Tigers improve to a No. 13 national ranking in rushing (213.8), No. 20 in scoring offense (32.9) and No. 21 in total offense (432.3) ... Ben Tate was named a semifinalist for the Doak Walker Award in 2009 under his tutelage ... Under Luper, the Oklahoma State running attack led the Big 12 Conference in rushing each year from 2006-08 and finished the 2008 campaign averaging 245.5 yards per game, ranking eighth nationally ... OSU finished seventh nationally and first in the Big 12 Conference in rushing in 2006 and 2007 averaging 243.2 and 208.0 yards per game, respectively ... Tutored back-to-back 1,000 yard rushers in Kendall Hunter (1,555) in 2008 and Dantrell Savage (1,272) in 2007 ... While at New Mexico, coached the Mountain West Conference's career rushing leader in DonTrell Moore and helped the Lobo's finish 16th nationally in rushing in 2003 ... Completed his eligibility at Stephen F. Austin as a second-team all-Southland Conference running back in 1993 when he led the team in rushing and scoring.



Gus Malzahn

OFFENSIVE COORDINATOR/QUARTERBACKS

PERSONAL

Born Irving, Texas
 Oct. 28, 1965
Hometown Ft. Smith, Ark.
Wife former Kristi Otwell
Children daughters: Kylie, 20, and Kenzie, 16

EDUCATION

College University of Texas (B.A., 1996)

PLAYING EXPERIENCE

1984-85 Arkansas (wide receiver)
1988-89 Henderson State (receiver, punter)

COACHING EXPERIENCE

1991-95 **Hughes High School (Ark.)**
Defensive Coordinator (1991)
Head Coach (1992-95)
1996-2000 **Shiloh High School (Ark.)**
Head Coach
2001-05 **Springdale High School (Ark.)**
Head Coach
2006 **Arkansas**
Offensive Coordinator/Wide Receivers
2007-08 **Tulsa**
Assistant Head Coach
Co-Offensive Coordinator/Quarterbacks
2009- **Auburn**
Offensive Coordinator/Quarterbacks

BOWL EXPERIENCE

Player – 1984 Liberty, 1985 Holiday
 Coach – 2007 Capital One, 2008 GMAC, 2009 GMAC, 2010 Outback



Notable: In his first year at Auburn, helped Tigers improve to a No. 13 national ranking in rushing offense (213.8), No. 20 in scoring offense (32.9) and No. 21 in total offense (432.3), after ranking tied for 110th in scoring offense, 104th in total offense and 69th in rushing offense in 2008 ... Tutored Chris Todd to a school single-season record 21 touchdown passes ... Helped Tulsa's offense rank first nationally in total offense in 2007 (543.9) and 2008 (569.9) ... His 2008 squad also ranked first nationally in third-down conversion percentage (57.0), second in scoring (47.2) and fifth in rushing (268.0) ... In 2007 the Hurricane ranked third nationally in passing and 10th in scoring offense ... His 2006 Arkansas offense was fourth nationally in rushing (228.5 ypg) behind Heisman Trophy runner-up Darren McFadden and fellow All-American Felix Jones ... Was named the Rivals.com National Offensive Coordinator of the Year in 2006 ... As a high school coach in Arkansas, led seven teams to the state championship game, winning three titles ... Coached two quarterbacks, Josh Floyd and Rhett Lashlee at Shiloh Christian High School, both of whom set national passing records ... Also tutored 2005 Gatorade, Parade Magazine and Rivals.com National Player of the Year Mitch Mustain at Springdale High School.



Assistant Coaches



Tracy Rucker

DEFENSIVE LINE

PERSONAL

Born Atlanta, Ga.
 April 9, 1966
Hometown Atlanta, Ga.
Wife former Lalitha Samuel
Children son: Kumar, 9

EDUCATION

College Auburn University (B.S., 1992)

PLAYING EXPERIENCE

1985-88 Auburn (defensive lineman)
 1989-90 Washington Redskins (defensive lineman)
 1991 Orlando Thunder (defensive lineman)

COACHING EXPERIENCE

1992-93 **Auburn High School**
Defensive Coordinator
 1994-96 **West Alabama**
Defensive Line
 1997-2001 **Troy State**
Defensive Line
 2001 **Indianapolis Colts**
Intern
 2002 **Cincinnati**
Defensive Line
 2003-07 **Arkansas**
Defensive Line
 2006 **Tampa Bay Buccaneers**
Intern
 2008 **Ole Miss**
Defensive Line
 2009- **Auburn**
Defensive Line

BOWL EXPERIENCE

Player – 1986 Cotton, 1987 Citrus, 1989 Sugar, 1990 Hall of Fame
 Coach – 2002 New Orleans, 2003 Independence, 2007 Capital One, 2008 Cotton, 2009 Cotton, 2010 Outback



Notable: In his first season at Auburn, coached Antonio Coleman to First-Team All-SEC honors ... In 2008 at Ole Miss, his defensive line unit helped the Rebels tie for first nationally in tackles for loss (112) and rank first in the SEC with 39 sacks ... Mentored Peria Jerry and Greg Hardy to All-American honors ... In 2006 at Arkansas, guided Jamaal Anderson to All-American honors and an SEC-best 14 sacks and 20.5 tackles for loss ... Coached Anderson, Keith Jackson and Jeb Huckeba at Arkansas, who were all selected in NFL draft ... In 2002 at Cincinnati, helped the Bearcats win a share of the Conference USA title ... At Troy State, three of his players received Division I-AA All-America honors, including Al Lucas, who earned the 1999 Buck Buchanan Award as the top defensive player in Division I-AA ... Five of his players at Troy State went on to sign NFL contracts ... As a defensive lineman at Auburn, won the 1988 Outland and Lombardi Trophies ... A two-time All-American and a three-time All-SEC selection, he was named SEC Player of the Year during his senior season ... Inducted into the College Football Hall of Fame in December, 2004.



Ted Roof

DEFENSIVE COORDINATOR/LINEBACKERS

PERSONAL

Born Cincinnati, Ohio
Dec. 11, 1963
Hometown Lawrenceville, Ga.
Wife former Pam Ash
Children twin sons: Terrence and Michael, 10

EDUCATION

College Georgia Tech University (B.S., 1987)

PLAYING EXPERIENCE

1982-85 Georgia Tech (linebacker)

COACHING EXPERIENCE

1987-88 **Alabama**
Graduate Assistant
1989 **West Georgia**
Linebackers
1990-93 **Duke**
Outside Linebackers
1994-96 **Massachusetts**
Defensive Line (1994)
Defensive Coordinator (1995-96)
1997 **Western Carolina**
Defensive Coordinator
1998-2001 **Georgia Tech**
Linebackers (1998)
Defensive Coordinator (1999-2001)
2002-07 **Duke**
Defensive Coordinator (2002-03)
Head Coach (Interim 2003; 2004-07)
2008 **Minnesota**
Defensive Coordinator
2009- **Auburn**
Defensive Coordinator

BOWL EXPERIENCE

Player – 1985 All-American
Coach – 1988 Hall of Fame, 1988 Sun, 1999 Gator, 2000 Gator, 2000 Peach, 2001 Seattle, 2008 Insight, 2010 Outback



Notable: In his first season at Auburn, guided a defense that was decimated by injuries but still ranked 28th nationally in pass defense (191.8) and 21st in opponent third-down conversion percentage (33.7) ... In his lone season at Minnesota, helped Gopher defense show marked improvement, leading to a 7-6 record and bowl game appearance after going 1-11 the season before he arrived ... His 2002 Duke squad led the ACC in rushing defense ... While at Georgia Tech, was nominated in 2000 for the Broyles Award, given annually to the nation's top assistant coach ... His 2000 Yellow Jackets ranked 12th in the nation in rushing defense and 20th in scoring defense ... His 2001 Tech defense was 23rd nationally in total defense ... Three-year starter for the Yellow Jackets from 1983-85 ... Served as team captain during his senior season, earning first-team All-ACC honors and being named Defensive Back of the Year by the Atlanta Touchdown Club ... Enshrined into the Georgia Tech Athletics Hall of Fame in 1998.



Trooper Taylor

ASSISTANT HEAD COACH/WIDE RECEIVERS

PERSONAL

Born Cuero, Texas
 Feb. 20, 1970
Hometown Cuero, Texas
Wife former Evi Crosby
Children daughter: Starr, 10; son: Blaise, 12

EDUCATION

College Baylor University (B.S., 1992)

PLAYING EXPERIENCE

1988-91 Baylor (defensive back)

COACHING EXPERIENCE

1992-97 **Baylor**
Graduate Assistant (1992-93)
Wide Receivers (1994, 1997)
Secondary (1995-96)

1998 **New Mexico**
Running Backs

1999-2003 **Tulane**
Wide Receivers

2004-07 **Tennessee**
Running Backs (2004-05)
Asst. Head Coach/Player Development/WRs (2005-07)

2008 **Oklahoma State**
Co-Offensive Coordinator/Wide Receivers

2009- **Auburn**
Assistant Head Coach/Wide Receivers

BOWL EXPERIENCE

Player – 1991 Copper
 Coach – 1994 Alamo, 2002 Hawaii, 2005 Cotton, 2007 Outback, 2008 Outback, 2008 Holiday, 2010 Outback



Notable: In his first year at Auburn, helped Tigers improve to a No. 20 national ranking in scoring offense (32.9) and No. 21 in total offense (432.3) ... Helped Darvin Adams tie for the SEC lead in TD receptions with 10, which ranks third in school history ... In his only season at Oklahoma State, coached two first-team All-Americans in wide receiver Dez Bryant and running back Kendall Hunter ... His OSU offense had finalists for the Biletnikoff Award, Mackey Award and Manning Award ... Recognized by Rivals.com as a top-25 recruiter in 2005 and 2007 ... In 2006 at Tennessee, coached Robert Meachem to All-America honors ... In 2004, Coached Cedric Houston and Gerald Riggs Jr., to become Tennessee's only pair of 1,000-yard rushers in the same season ... During his tenure at Tulane, coached four wideouts into the NFL ... Played defensive back at Baylor from 1988-91, and finished his playing career as the school's leader in kickoff returns (53) and return yardage (1,063).



Tommy Thigpen

SAFETIES

PERSONAL

Born El Dorado, Ark.
March 17, 1971
Hometown El Dorado, Ark.
Wife former Jacinda Webb
Children daughter: Asia, 3

EDUCATION

College North Carolina (B.S., 1993)

PLAYING EXPERIENCE


1989-92 North Carolina (linebacker)
1993-94 New York Giants (linebacker)
1995-96 Barcelona Dragons (linebacker)

COACHING EXPERIENCE

1998-99 **North Carolina**
Graduate Assistant
2000 **Tennessee State**
Linebackers
2001-02 **Bowling Green**
Cornerbacks/Special Teams Coordinator
2003-04 **Illinois**
Cornerbacks (2003)
Linebackers (2004)
2005-08 **North Carolina**
Linebackers
2009- **Auburn**
Safeties

BOWL EXPERIENCE

Player – 1992 Peach
Coach – 1998 Las Vegas, 2008 Meineke Car Care, 2010 Outback



Notable: Coached Daren Bates to SEC All-Freshman Team honors in 2009 ... Was named one of the nation's top 25 recruiters in 2007 by Rivals.com ... Tutored UNC's leading tacklers in each of his four seasons at Chapel Hill: Quan Sturdivant (2008), Durell Mapp (2006-07) and Tommy Richardson (2005) ... At Bowling Green State, helped coach one of the Mid-American Conference's top defenses, leading the MAC in turnover margin in 2002 ... Was a three-time All-Atlantic Coast Conference linebacker, earning first-team honors in 1991 ... Co-captained the 1992 team that went 9-3 and beat Mississippi State in the Peach Bowl ... Received accolades as a Parade All-American and Virginia Defensive Player of the Year at Potomac High School in Dumfries, Va.



Support Staff



Scott Fountain

Football Operations Coordinator

Joined AU Staff: Feb. 16, 2009

Responsibility: Responsible for all aspects of recruiting and assists with day-to-day football operations, with emphasis on administrative assistance to Head Coach Gene Chizik.

Experience: Served as tight ends coach and recruiting coordinator for Gene Chizik at Iowa State from 2007-08. Was retained by Paul Rhoads at Iowa State for two months to coach tight ends/offensive tackles prior to joining Auburn staff. Served as the offensive line/assistant head coach at Georgia Southern (2006) and offensive line coach at Middle Tennessee State (2004-05). Coached for seven seasons at Central Florida, starting as the offensive guards and centers coach and co-recruiting coordinator in 1997, before taking over as the offensive tackles/tight ends coach and recruiting coordinator from 1998-2003. Started his college coaching career as an offensive graduate assistant at Florida State from 1994-96. Served as an assistant coach at Flomaton High School in 1988 and at his high school alma mater, W.S. Neal, in 1989 before being named head coach at Frisco City High School in 1990. After a three-year stint at Frisco City, he was head coach at Monroe County for a year.

Personal Information: Born Feb. 28, 1966. A native of East Brewton, AL. Married to the former Rosie Hidalgo. Has three sons: Brookes, 16, Hunter, 8, and Tanner, 6. Earned his bachelor's degree in physical education (K-12) from Samford University in 1988. Received his master's degree in educational leadership from Florida State in 1998.



Wayne Bolt

Director of Football Relations

Joined AU Staff: March 24, 2009

Responsibility: Assists with day-to-day football operations, with emphasis on camps, clinics, team travel, and NFL relations.

Experience: Served as defensive coordinator and linebackers coach at Iowa State from 2007-08. Was the defensive coordinator and inside linebackers coach at UAB from 2003-05. Coached at Troy from 1991-2002, first as offensive line coach, before taking over as defensive coordinator and linebackers coach while serving as assistant head coach beginning in 1997. Tight ends and special teams coach at Clemson from 1986-89. Had two stints at Auburn, coaching tight ends from 1981-85 and serving as an offensive assistant in 1990. Assisted with coaching the offensive line for Pat Dye at Wyoming in 1980, before coming with Dye to Auburn in 1981. Started collegiate coaching career as an offensive graduate assistant at East Carolina in 1978-79. Was a four-year starter for Dye at East Carolina from 1974-77, earning All-American honors as an offensive lineman in 1977.

Personal Information: Born Feb. 18, 1956. A native of Augusta, GA. Married to the former Linda Howard. Earned a bachelor's of science degree in health and physical education from East Carolina in 1980.



Ben Thomas

Director, Player Development

Joined AU Staff: April 1, 1997

Responsibility: Assists with day-to-day operations of football program with emphasis on player relations and player development.

Experience: Joined the football staff under head coach Gene Chizik after previously serving as Director of Athletic Events from 2005-08. Was Auburn's Resident Manager of Sewell Hall from 1997-

2005. Served as the defensive line coach at Tuskegee University from 1995-96. Was defensive line coach at Auburn High School from 1992-95. Played defensive tackle for seven seasons in the NFL for the New England Patriots (1985), Green Bay Packers (1986-88), Pittsburgh Steelers (1988-89), Atlanta Falcons (1989) and Los Angeles Rams (1991).

Personal Information: Born July 2, 1961 in Ashburn, Ga. Has two sons: Benjamin III, 21, and Milton, 18. Earned his bachelor's degree in education from Auburn in 1995. Lettered for Auburn from 1981-84. Finished his college career with 290 tackles and 10 sacks. An All-SEC selection in 1984 after registering 141 total tackles.



Chad Lunsford

Football Operations Video Coordinator

Joined AU Staff: May 14, 2009

Responsibility: Assists with day-to-day football operations, with emphasis on prospect videos.

Experience: Served as special teams coordinator and linebackers coach at Georgia Military College for two years beginning in 2007. Was the outside linebackers coach and a special education teacher at Griffin (Ga.) High School during the 2006-07 school year. Worked as the running backs and slot

back coach at Georgia Southern University for the 2003-05 seasons. Was tight ends coach at Appalachian State University for two seasons starting in 2001. Started his coaching career with a five-year stint at Georgia Military College from 1996-2001, starting as a student assistant coach for tight ends, before becoming running backs coach in 1997 and linebackers coach in 2000.

Personal Information: Born Feb. 24, 1977. A native of Elberton, Ga. He and his wife, Tippy Hyde Lunsford, have a daughter: Sophie (born Feb. 12, 2007) and a son: Rhett (born June 24, 2008). Earned his bachelor's degree in biology with a minor in mathematics from Georgia College & State University in 2000. Received his master's degree in sports science from the United States Sports Academy in 2002.



Brent Thomas

Football Video Coordinator

Joined AU Staff: March 2007

Responsibility: Responsible for scouting and breakdown of opponent's game film, as well as filming of daily practices and games.

Experience: Served as the assistant video coordinator for the Tennessee Titans of the NFL from 2003-07. Prior to working with the Titans, worked as a video graduate assistant with the University of Tennessee football team from 2002-03.

Personal Information: Born Sept. 13, 1977 in Louisville, Ky. Earned his bachelor's degree in sports management with a minor in business from the University of Tennessee in 2001. Walked on to the Tennessee football team as a long-snapper from 1996-2000. m Auburn in 2003.



Rhett Lashlee

Offensive Graduate Assistant

Joined AU Staff: January 2009

Responsibility: Assists with all aspects of the offense.

Experience: Worked as the market director for VYPE Magazine in Northwest Arkansas from 2007-08. Served as a graduate assistant coach at Arkansas in 2006 under Gus Malzahn. Was a walk-on quarterback at Arkansas from 2002-2003. Served as an

assistant coach at Springdale High School under Malzahn from 2004-2005. Starred as a quarterback at Shiloh Christian (Springdale, AR) from 1999-2001, leading his team to three state title appearances, winning two and finishing his career as the national record holder for touchdown passes in a career with 171.

Personal Information: Born June 9, 1983. Married to the former Lauren Lee. Received a bachelor's degree in marketing and business management from Arkansas in 2006.



Chris Martin

Offensive Quality Control


Joined AU Staff: January 2009

Responsibility: Assists with all aspects of the offense.

Experience: Served as an offensive graduate assistant working with the offensive line at Tulsa in 2008, helping team to an 11-3 record and a victory in the GMAC Bowl. Was a defensive graduate assistant for the Golden Hurricane in 2007, working with the safeties during another season that ended with a

GMAC Bowl win. Coached cornerbacks as a defensive graduate assistant at Rice in 2006, helping the team finish 7-6 with an appearance in the New Orleans Bowl.

Personal Information: Born Dec. 5, 1977. Native of Prague, Okla. Earned a bachelor's degree in social studies education from Central Oklahoma in 2002. Is currently finishing a master's of teaching arts degree in education from Tulsa. Four-year starter on the offensive line at center and guard for Central Oklahoma, helping team to Lone Star Conference titles in 1998 and 1999.



Casey Woods

Offensive Quality Control


Joined AU Staff: February 2009

Responsibility: Assists with all aspects of the offense.

Experience: Served as an offensive graduate assistant at Tennessee in 2008, working with wide receivers/offensive line and also holding responsibilities with special teams.

Personal Information: Born May 15, 1983. Native of Starkville, Miss. Earned bachelor's degrees in both

psychology and political science from Tennessee in 2006. Received his master's degree in sport psychology from Tennessee in 2007. Currently pursuing further graduate work in sport psychology. Was a three-year letterman at wide receiver for Tennessee and part of three SEC East Division titles. Named a team captain as a senior in 2007 when team went on to win the SEC East and the Outback Bowl.



Travis Williams

Defensive Graduate Assistant

Joined AU Staff: July 2009

Responsibility: Assists with all aspects of the defense.

Experience: Served as a volunteer assistant coach at Spring Valley High School in Columbia, S.C., during the 2008 season.

Personal Information: Born Jan. 20, 1983. Received a bachelor's degree in criminology from Auburn in 2005. Currently working on a master's degree in

adult education. Played linebacker for the Auburn football team from 2002-05, earning first-team All-SEC honors as a junior and second-team honors as a senior. Served as team captain as a senior and was the team's

Pat Dye Leadership Award winner in both 2004 and 2005. Member of the Atlanta Falcons in 2006-2007.



Dustin Landry

Defensive Quality Control

Joined AU Staff: January 2009

Responsibility: Assists with all aspects of the defense.

Experience: Served as a defensive graduate assistant at Iowa State under Gene Chizik in 2008. Was a student assistant on the Auburn coaching staff from 2007-08.

Personal Information: Born May 18, 1982. Native of Gulf Shores, Ala. Earned a bachelor's degree in

criminology from Auburn in 2006. Received his master's degree in adult education and sports management from Auburn in 2009.



Gabe Rodriguez

Special Teams Quality Control

Joined AU Staff: January 2009

Responsibility: Assists with all aspects of the special teams.

Experience: Served as a defensive graduate assistant at Iowa State from 2007-08. Was wide receivers and running backs coach at his alma mater, Eastern New Mexico, in 2006. Worked as a strength and conditioning coach at Eastern New Mexico from 2001-2003 and then as an athletics strength and condi-

tioning coach at Arizona State in 2003. From 2004-06, he served as defensive coordinator at Farwell (Texas) High School while working as head track and strength and conditioning coach.

Personal Information: Born May 3, 1977 in Roswell, N.M. Earned a bachelor's degree in health and physical education in 2001, and a master's degree in health and physical education/sports administration in 2003, both from Eastern New Mexico. Is currently pursuing another master's degree, in higher education, from Iowa State.



Rev. Chette Williams

Team Chaplain

Joined AU Staff: Fall 1999

Responsibility: Serves as the Auburn team chaplain. Also is the Auburn campus director for Fellowship of Christian Athletes and the State Director for Urban Ministries for FCA.

Experience: Former President of IMPACT Ministries, Spartanburg, S.C. (1995-99). Served as Pastor of New Covenant Baptist Church in New Orleans, La. (1993-95). Co-Pastor of New Song

Baptist Church in Mobile, Ala. from 1991-93. Licensed (1987) and Ordained Minister (1988).

Personal Information: Born Sept. 3, 1963. Married to the former Lakeba Hibbler. Two daughters, Lauren Denise, 13, Caitlyn Mae, 11, and one son, Chette LaRue, Jr., 9. Received Bachelor of Science from Auburn in Adult Education in 1985. Received Master of Divinity from New Orleans Baptist Theological Seminary in 1993. Three-year letterman on Auburn football team from 1982-84. During playing career, Auburn won the Sugar Bowl, the Citrus Bowl and the Liberty Bowl.



Support Staff



Whit Smith

Associate Director of FCA

Joined AU Staff: June 2008

Responsibility: Assists Chette Williams and serves as chaplain to other Auburn athletes.

Professional Experience: Worked for Communities in Schools, serving inner city schools in Fort Worth, Texas in 2002-06. Served as a college intern twice at Tallwood Baptist Church in 2004 and 2006. Also served as the Groups Division intern and worked in the accounting department at North Point

Community before returning to Auburn.

Personal Information: Born Dec. 25, 1978. Married to the former Molly McWilliams. A native of Cordele, Ga. Earned a bachelor's degree in education from Auburn in 2001. Received Master of Divinity from Soutwestern Baptist Theological Seminary in 2006 and Master of Theology from Trinity Evangelical Divinity School in 2007. Played line-backer at Auburn under Terry Bowden from 1997-98 and defensive end under Tommy Tuberville from 1999-2000. Part of two SEC Western Division champions (1997 and 2000) and teams that played in the 1997 Peach Bowl and 2001 Citrus Bowl.



Dana Marquez

Director of Equipment Operations

Joined AU Staff: March 2006

Responsibility: Oversees all aspects of the equipment and apparel for all of Auburn's 21 varsity teams.

Experience: Came to Auburn after serving as the Western Regional Promotion Manager for Schutt Sports Group from 2005-06. Served as Director of Equipment Operations at the University of California from 2002-05. Was Football Equipment

Manager at Oregon State from 2001-02. Worked with the equipment staff for the Colorado State football program from 1990-2000. Had an internship with the Denver Broncos from 1991-93. Was a Marketing Consultant for the Portland Winterhawks of the WHL from 1997-98 and for the Denver Grizzlies of the IHL from 1993-94. Director of Marketing for the Colorado Foxes from 1994-95.

Personal Information: A native of Littleton, Colo. Married to the former Liz Asher. The couple has a daughter, Jordan, 12. Attended Colorado State, studying sports sciences and management.



Mike Boniol

Assisant Equipment Manager

Joined AU Staff: July 2008

Responsibility: Runs the day-to-day operation of the football equipment room.

Experience: Served as assistant equipment manager at Southern Methodist University from 2006-08, and at LSU from 2002-06. Worked for NFL Europe's Rhine Fire in Dusseldorf, Germany, in the spring of 2006, and for the Barcelona Dragons in Barcelona,

Spain, in the spring of 2002.

Personal Information: A native of Alexandria, La. Engaged to Beth Tulli, of Dallas, Texas. Graduated from LSU with a degree in general studies in 2001. Certified by the Athletic Equipment Manager's Association (AEMA) in June, 2002.

STRENGTH & CONDITIONING STAFF



Kevin Yoxall

Head Strength and Conditioning Coach

Joined Auburn Staff: January 1999

Responsibility: Supervises all strength and conditioning programs for men's and women's athletics.

Professional Experience: Came to Auburn from UCLA where he was head strength and conditioning coach from 1995-98. Was head strength and conditioning coach for football at the University of Minnesota from 1992-95. Began his coaching career

at Texas Christian University (1987-92). Served as a graduate assistant strength and conditioning coach from 1987-89, and was promoted to head strength and conditioning coach in 1989. Was a collegiate regional record-holder for power lifting in 1982, and was named a Collegiate All-American power lifter in 1983. Was named Collegiate Strength and Conditioning Coach of the Year by the Professional Football Strength and Conditioning Coaches Society in 2005, and the Pac-10 Strength and Conditioning Coach of the Year in 1998. Named "Master Strength and Conditioning Coach" by the Collegiate Strength and Conditioning Coaches Association in 2002, which is the highest honor that can be achieved as a strength coach.

Personal Information: Born Aug. 3, 1959. He and his wife Nancy have two children, Collin, 18, and Marlee, 14. Earned his bachelor of science degree in special education from East Texas State University in 1983 and his master of science in physical education from Texas Christian University in 1989. Certified strength and conditioning specialist by the National Strength and Conditioning Coaches Association. Strength and conditioning coach certified by the Collegiate Strength and Conditioning Coaches Association.



Joseph Walker

Asst. Strength and Conditioning Coach

Joined Auburn Staff: February 2007

Responsibility: Assistant Strength and Conditioning Coach for football. Director of Sports Nutrition for football. Strength and Conditioning Coach for softball.

Professional Experience: Came back to Auburn after serving as an assistant strength and conditioning coach at TCU from May 2005 to January 2007.

Served as an intern strength and conditioning coach at Auburn from January 2003-May 2003 and as a graduate assistant from May 2003-May 2005. Also served as an intern strength and conditioning coach at Kansas State from May 2002-August 2002 and at Pittsburgh from May 2000 to July 2000.

Personal Information: He and his wife, Lauren, have two sons, Caden and Colby. Earned a bachelor of science degree in recreation management/fitness option from Lock Haven University in August 2002. Received a Masters in adult education from Auburn in 2004.



Jesse Kelley

Graduate Asst. Strength & Conditioning Coach

Joined Auburn Staff: January 2009

Responsibility: Assist head strength coach with football strength and conditioning program.

Professional Experience: Graduate assistant football coach (defensive ends) and strength and conditioning coach at Slippery Rock from 2003-05. Interned at Auburn during the summer of 2005.

Awarded NSCA student assistantship program at the U.S. Air Force Academy in Colorado Springs, Colo., in 2005-06. Was defensive line coach and strength and conditioning coach at Clarion (PA) University from 2006-09. Also interned with Duquesne University.

Personal Information: Native of Fernandina Beach, Fla. Earned a bachelor of science degree in exercise science from Slippery Rock in 2003 and received master's of science degree in 2006 from SRU in exercise and wellness promotion. Four-year letterman at Slippery Rock in football and was team captain as a senior. Certified strength and conditioning specialist (CSCS) and certified as a Sports Performance Coach through USA Weightlifting.



Josh Schuler

Graduate Asst. Strength & Conditioning Coach

Joined Auburn Staff: June 2008

Responsibility: Assist head strength coach with football strength and conditioning program.

Professional Experience: Worked as a student strength coach with Olympic sports at Iowa State from January 2004 through December 2007. Strength and conditioning intern at the University of Colorado with football from January 2008 through May 2008.

Personal Information: Native of Muscatine, Iowa. Graduated from Iowa State with a degree in exercise sports science in 2008. Certified level 1 club coach from USA weightlifting.

MEDICAL STAFF



Dr. James R. Andrews

Orthopaedic Surgeon

Responsibility: Serves as orthopaedic surgeon and Medical Director for Auburn student-athletes.

Professional Experience: A member of the Andrews Sports Medicine and Orthopaedic Center, Chairman of the Board of the American Sports Medicine Institute (ASMI) in Birmingham, Ala. and Medical Director of the Andrews Institute in Gulf Breeze, Fla. Has been mentor for more than 250

orthopaedic/sports medicine fellows who have trained with him through the American Sports Medicine Institute. A member of the American Board of Orthopedic Surgery and the American Academy of Orthopedic Surgeons. Has been awarded a Doctor of Laws Degree from Livingston University, Doctor of Science Degree from Troy State and a Doctor of Science Degree from Louisiana State University. Currently serves as Senior Orthopaedic Consultant for the Washington Redskins, Medical Director for the Tampa Bay Devil Rays, and is Co-Medical Director for the Ladies Professional Golf Association.

Personal Information: Graduated from Louisiana State University in 1963 where he was Southeastern Conference indoor and outdoor pole vault champion. Completed medical school in 1967 and completed his

orthopaedic residency at Tulane Medical School in 1972. Elected to the Alabama Sports Hall of Fame in 1992.



Dr. Michael D. Goodlett

Team Physician

Responsibility: Serves as Auburn University Sports Medicine team physician, overseeing all aspects of the daily sports medicine/primary care needs of all Auburn student-athletes. Coordinates care with the athletic training staff, local medical community, and Auburn University Medical Director, Dr. James Andrews.

Professional Experience: A charter member of the American Medical Society for Sports Medicine. A member of the American Sports Medicine Fellowship Society. Also affiliated with American Medical Society, Medical Association of the State of Alabama and Lee County Medical Society. An affiliate professor in Health and Human Performance at Auburn University. Was medical director at Etowah County Hospice Organization. Also worked at East Gadsden Clinic, was the Team Physician at Jacksonville State University and was director of Auburn University Health Center.

Personal Information: Married to the former Donna Webster of Tanner, Ala., and has two children, Haley and Hunter. Graduated summa cum laude from the University of North Alabama in Florence, Ala., with a bachelor of science in Chemistry. Graduated from the University of South Alabama College of Medicine in Mobile, Ala. with a Doctor of Medicine. Family practice residency at University of Alabama-Birmingham/Baptist Memorial Hospital. Fellow, American Board of Family Practice. Certified Team Physician-American College of Sports Medicine.



David Walsh

Manager of Plainsman Park Physical Therapy

Joined Auburn Staff: September 2005

Responsibility: Oversees rehabilitation at Plainsman Park Physical Therapy.

Professional Experience: Director of the HealthSouth Physical Therapy Clinic at Auburn from 1998 until accepting current position. Was the Co-Curriculum Director and offsite physical therapy clinic director at East Tennessee State University

from 1991-98. Served on the medical staff (track and field) for the 1996 Atlanta Olympic Games. Director and Chief Physical Therapist at Northside Hospital in Johnson City, Tenn., from 1990-91. Served as the director of Physical Therapy (rehabilitation services) at Doctor's Hospital in Columbus, Ga., from 1989-90. Was a staff physical therapist at the Hughston Sports Medicine Clinic in Columbus from 1988-89. An assistant athletic trainer for football, basketball and baseball at The Citadel (Charleston, S.C.) from 1985-88. Was a graduate assistant athletic trainer for football and track at Auburn (1984-85).

Personal Information: Born July 10, 1962, in Bluff City, Tenn. Married to the former Kelly Ladye of Columbus, Ga. Has one daughter, Emily Michelle. Earned B.S. in physical education/sports medicine from East Tennessee State in 1984. Earned Masters in Education from Auburn in 1985. B.S. in physical therapy from Medical University (Charleston, S.C.) in 1988. Is a certified member of the National Athletic Trainers Association. Current member of the American Physical Therapy Association and Alabama Athletic Trainers Association. Founding member of Mountain Empire Sports Medicine Society. Board appointed committee member to advocate working relationships between physical therapists and athletic trainers in 1992 in Nashville, Tenn.



Support Staff



Joe-Joe Petrone

Director of Sports Medicine

Responsibility: Oversees Auburn's department of 12 certified full-time staff and 11 certified graduate assistants.

Professional Experience: Spent seven years as the Head Athletic Trainer at Middle Tennessee State University, overseeing medical care given to the athletes of 18 different varsity sports. Prior to MTSU, spent five years as the athletic trainer and therapist at

The Healthsouth Sports Medicine Center in Tampa, Florida. Was the assistant athletic trainer for the Tampa Bay Buccaneers from 1987 to 1996. From 1981 to 1987, was the assistant athletic trainer at Ole Miss. For five years, worked as an athletic trainer for the New York Yankees Fantasy Camp and also was a volunteer athletic trainer for Florida College and Hillsborough High School football. Summer assistant athletic trainer for the New York Jets in Hempstead, New York, in 1979 and 1980.

Personal Information: Earned his bachelor's degree from Vanderbilt University in 1980 and a Master's of Science from the University of South Florida in 1994. He and his wife, Allyson, have twin sons, Chas and Michael. He is a certified member of the National Athletic Trainers Association, Petrone is also a member of the Southeastern Athletic Trainers' Association, and the Alabama Athletic Trainers' Association.

in the fall of 2005 to serve as a Graduate Assistant.

Personal Information: Born in Lansing, Mich., and grew up in Dansville, Mich. Earned a Bachelor of Science degree in sports medicine from Central Michigan University in 2004 and a M.Ed. in Higher Administration Education from Auburn in 2007. Certified member of the National Athletic Trainers' Association, the Southeastern Athletic Trainers' Association and the Alabama Athletic Trainers' Association.



John Walters

Assistant Athletic Trainer

Joined Auburn Staff: January 2009

Responsibility: Assists head athletic trainer with care, prevention and rehabilitation of injuries for the Auburn football team.

Professional Experience: Head Athletic Trainer at Huntingdon College from June, 2007, until Dec., 2008. Graduate assistant at Georgia Tech from 2005-07.

Personal Information: Born Jan. 5, 1982. A native of Dearborn Heights, Mich. Earned a Bachelor of Science degree in Sports Medicine from Central Michigan University in 2005, and a Master of Science degree in Sports Medicine from Georgia State University in 2007. Certified member of the National Athletic Trainers' Association, the Southeastern Athletic Trainers' Association and the Alabama Athletic Trainers' Association.



Clark Pearson

Head Football Athletic Trainer

Joined Auburn Staff: June 2009

Responsibility: Head athletic trainer for football. Oversees care, prevention and rehabilitation of injuries for football team.

Experience: Served as the head football athletic trainer at the University of Wisconsin for four years beginning in 2005. Prior to that, was Assistant Athletic Trainer at the University of Oklahoma from

1997-2005. Conducted a two-year research study while at Oklahoma in conjunction with the Gatorade Sports Science Institute -- "Salt Depletion and Cramping in Collegiate Football Players". Served on the 2001 Big 12 Athletic Training Staff of the Year. At Wisconsin, is currently completing a Post-Surgical Hamstring Protocol Case Report and the Collegiate Lineman Type II Diabetes Study. Participant in the Big Ten/NFL Shoe and Surface Study.

Personal Information: A native of Franklin, Ky. He and his wife, Nancy, have a son, Bradley, and a daughter, Katherine. Earned a bachelor's degree in sports management from the University of Kentucky in 1995, and a master's degree in human relations from Oklahoma in 1997. Is a member of the National Athletic Trainer's Association, the Southeastern Athletic Trainers' Association and the Alabama Athletic Trainers' Association. He is a First Aid/CPR/AED Instructor with American Red Cross.



Kirk Nielson


Assistant Athletic Trainer

Joined Auburn Staff: July 2008

Responsibility: Assists head athletic trainer with care, prevention and rehabilitation of injuries for the Auburn football team.

Professional Experience: Served as a seasonal intern with the Atlanta Falcons during the 2007-08 NFL season along with the 2008 Georgia Force of the Arena Football League. First came to Auburn as an intern in

the fall of 2004 with the football team. In the spring of 2005 worked as a Graduate Assistant with the Auburn softball team before returning to football



SEASON
IN REVIEW



Season in Review



GAME 1	LOUISIANA TECH	13
	AUBURN	37
	September 5, 2009 Jordan-Hare Stadium (81,143) • Auburn, Ala.	

Carrying a three-point lead into the locker room at halftime, the Auburn offense erupted for 24 second-half points en route to a 37-13 season-opening win over Louisiana Tech under the lights at Jordan-Hare Stadium. The win was also the first for Gene Chizik as Auburn's head coach.

The Tigers put up a balanced 556 yards of total offense in the victory with 301 rushing yards and 255 passing yards. Starting quarterback Chris Todd hit his target on 17-of-26 attempts for two touchdowns and no interceptions.

The highlight of the night for Todd came early in the second half following an interception by freshman Daren Bates. Auburn took over possession at its own 2-yard-line and on third down, Todd found Terrell Zachery down the right sideline for a 93-yard touchdown pass. The play is the longest from scrimmage in Auburn history.

Junior kicker Wes Byrum got the scoring started for Auburn in the first quarter, hitting a 25-yard field goal on the Tigers' first possession.

Louisiana Tech took its only lead of the game at the 5:00 mark of the first quarter as Dennis Morris caught a 19-yard pass from Ross Jenkins. Auburn retaliated on its next possession as Kodi Burns scored the team's first touchdown of the season on a 1-yard run.

With 23 seconds remaining in the first half, Louisiana Tech looked poised to take a 10-10 tie into the locker room following a 20-yard field goal by Matt Nelson, but Auburn marched back down the field, gaining 29 yards on three plays, to set up the 49-yard field goal by Byrum with no time left on the clock for the 13-10 lead.

The Tigers' momentum continued to roll as the third quarter started, beginning with the record-setting touchdown from Todd to Zachery at the 10:59 mark. Byrum connected on his final field goal of the game at the 4:28 mark of the period to give Auburn a 23-10 lead. Tech would follow up on its next possession with a field goal of its own by Nelson, cutting the lead to 23-13.

The Auburn defense kept the Bulldogs scoreless in the fourth quarter, capping off a half in which it gave up only 102 yards of total offense.

With 12:45 left in the game, Todd connected with sophomore Darvin Adams for his first career touchdown on a 17-yard pass. True freshman Onterio McCalebb followed with 5:27 remaining in the game with his first career touchdown as well, scoring on a 3-yard run.

McCalebb finished the game with a game-high 148 yards of rushing, becoming the first Auburn true freshman to run for more than 100 yards in a season opener since Bo Jackson accomplished the feat with 123 yards against Wake Forest in 1982.

McCalebb was not the only 100-yard rusher on the team as senior Ben Tate racked up 118 of his own, marking the first time since 2007 against New Mexico State for Auburn to have two 100-yard rushers. Tate also hit another milestone in the game as he became the 13th Auburn player ever to amass 2,000 career rushing yards. He finished the game with a total of 2,076, ranking him 12th all-time at Auburn.

Zachery led the Auburn receiving corps with 98 yards, followed by Mario Fannin with 82 and Adams with 65.

On the defensive end, Zac Etheridge, Craig Stevens and Josh Bynes finished with eight tackles each to lead the Tigers. Senior Antonio Coleman finished with seven tackles and a sack, giving him 15.5 on his career and a tie for 10th all-time at Auburn in the category.

With the win, Auburn holds an 11-0-1 record all-time against Louisiana Tech and is 90-25-2 in season-opening games.

SCORING SUMMARY			
Louisiana Tech7	3	3 0 — 13
Auburn10	3	10 14 — 37

TEAM STATISTICS			
First Downs	19	27	AU
Rushes-Yards	37-96	52-301	AU
Passing Yards	149	255	AU
Comp-Att-Int	18-33-1	17-27-0	AU
Total Plays-Yards	70-245	79-556	AU
Punts-Avg.	6-38.3	2-41.0	AU
Fumbles/Lost	3/1	3/2	AU
Penalties-Yards	3-30	8-87	AU
3rd Down Conv.	5-of-14	8-of-13	AU
Time of Possession	31:23	28:37	AU

INDIVIDUAL STATISTICS			
RUSHING: (LT) - Porter 17-56; Jenkins 10-36; Morrow 1-6; Duplessis 5-6; Compton 1-2; Livas 1-1; Fite 1-minus 2; TEAM 1-minus 9. (AU) - McCalebb 22-148 (TD); Tate 20-117; Burns 8-23 (TD); Zachery 1-10; Todd 1-3.			
PASSING: (LT) - Jenkins 18-33-1-149. (AU) - Todd 17-26-0-255; Burns 0-1-0-0.			
RECEIVING: (LT) - Livas 5-43; Tuminello 3-26; Morris 2-30 (TD); Fite 2-17; Porter 2-13; Mitchell 1-8; Stuart 1-7; Linwood 1-5; Morrow 1-0. (AU) - Fannin 8-82; D. Adams 4-65 (TD); Zachery 3-98 (TD); Tate 2-10.			

GAME 2	MISSISSIPPI STATE	24
	AUBURN	49
	September 12, 2009 Jordan-Hare Stadium (85,269) • Auburn, Ala.	

Kodi Burns accounted for four of Auburn's touchdowns, throwing one and running in three, and Onterio McCalebb and Ben Tate each topped the 100-yard rushing mark for the second straight game as Auburn pulled away from Mississippi State with 28 unanswered points to win 49-24 on Saturday night.

Tate carried it 20 times for a career-high 157 yards and a touchdown while McCalebb rushed for 114 yards on 16 carries with a touchdown, becoming the first pair of Auburn running backs to top the 100-yard rushing mark in back-to-back games.

Burns had nine rushes for 32 yards, scoring on three 1-yard runs, and also was 1-for-1 passing for 13 yards and a touchdown.

Ahead 28-17 at the half, Auburn scored twice in the third quarter as Burns threw his fifth career touchdown pass, a strike to Philip Lutzenkirchen to go up 35-17, and then Tate ran it in from 35 yards out for his first touchdown of the season to put Auburn up 42-17.

Mississippi State had scored 17 consecutive points to take a 17-14 lead with 4:44 left in the second quarter before Auburn answered with two late second-quarter touchdowns. A 1-yard run by Anthony Dixon and a Sean Brauchle 29-yard field goal brought Mississippi State to within four, 14-10, before Robert Elliott returned a blocked Clinton Durst punt for the 17-10 lead.

McCalebb's touchdown, a 48-yard run around the left end, regained the lead for Auburn, 21-17, before Burns scored from 1 yard out with 16 seconds left in the half.

Auburn went up 7-0 on its first possession of the game as Burns capped an eight-play, 73-yard scoring drive with a one-yard rush up the middle for his first touchdown of the game.

An Antonio Coleman 20-yard interception return of a Chris Relf pass put Auburn ahead, 14-0, with 2:21 remaining in the first quarter. The interception was the first of Coleman's career and the touchdown was the second of his career, following a fumble return in the 2007 season-opener against Kansas State.

Burns closed out Auburn's scoring with his third touchdown run of the game with 5:56 remaining as Auburn moved to 2-0 on the season.

Chris Todd was 10-of-23 for 186 yards. Most of those passes went to Darvin Adams as he finished the night with five catches for 116 yards. Along with Tate and McCalebb, Adams combined to mark the first time ever for Auburn to have two 100-yard rushers and a 100-yard receiver in the same game.

SCORING SUMMARY			
Mississippi State0	17	0 7 — 24
Auburn14	14	14 7 — 49

TEAM STATISTICS			
First Downs	14	29	MS
Rushes-Yards	38-167	59-390	MS
Passing Yards	130	199	MS
Comp-Att-Int	11-21-2	11-24-0	MS
Total Plays-Yards	59-297	83-589	MS
Punts-Avg.	6-45.2	5-28.8	MS
Fumbles/Lost	0/0	2/0	MS
Penalties-Yards	10-89	5-40	MS
3rd Down Conv.	5-of-14	6-of-13	MS
Time of Possession	28:57	31:03	MS

INDIVIDUAL STATISTICS			
RUSHING: (MS) - Dixon 20-92 (TD); Relf 7-52; Ducre 4-14; Lee 3-9; Stallworth 1-3; Elliott 2-minus 1; TEAM 1-minus 2. (AU) - Tate 20-157 (TD); McCalebb 16-114 (TD); Fannin 9-75; Burns 9-32, 3 TD; Smith 3-8; Todd 1-6; Team 1-minus 2.			
PASSING: (MS) - Relf 5-11-2-77; Lee 6-10-0-53. (AU) - Todd 10-23-0-186; Burns 1-1-0-13.			
RECEIVING: (MS) - Berry 4-60; McRae 3-33; Wilder 1-25; Bumphis 1-8; Green 1-3; Ducre 1-1 (TD). (AU) - Adams 5-116; Zachery 2-41; Wisner 1-24; Lutzenkirchen 1-13 (TD); Fannin 1-3; Burns 1-2.			

McCalebb became the first player in Auburn history to top 100-yards rushing in his first two career games.

Auburn's 49 points were the most it has scored in a SEC game since scoring 49 at Kentucky in 2005. With 589 yards of total offense, it also marked the first time that Auburn had 500 or more yards of total offense in back-to-back games since 1970, when the Tigers had 566 yards against Florida and 664 against Mississippi State.

Defensively for Auburn, Zac Etheridge and Josh Bynes led the way with eight tackles each. Neiko Thorpe and Craig Stevens chipped in seven tackles with two of Stevens' coming for loss. Making his first career appearance as a Tiger, sophomore Eltoro Freeman followed with six tackles.

With the win, Auburn is 43-28-5 in SEC openers.



Season in Review



GAME 3	WEST VIRGINIA AUBURN	30 41
September 19, 2009 Jordan-Hare Stadium (87,451) • Auburn, Ala.		

A year earlier in Morgantown, W.Va., it was Auburn that took a 17-10 lead into the locker room at halftime, only to have the West Virginia Mountaineers out-score the Tigers 24-0 in the second half for the come-from-behind win. Auburn returned the favor Saturday, out-scoring West Virginia 31-9 after spotting the Mountaineers a 21-10 lead to pick up the 41-30 victory and improve to 3-0.

With Auburn's running game, that had averaged more than 300 yards per game in the first two games of the season, limited to just 100 yards against the Mountaineers, the Tigers had to go in another direction to get points on the board. The direction ended up being senior quarterback Chris Todd as he threw for career highs of 284 yards and four touchdown passes. Todd was 16-of-31 on the night, including an 82-yard pass to Mario Fannin that tied the game in the third quarter.

West Virginia took the early lead in the game as Noel Devine ran in for two touchdowns in the first five minutes, including a 71-yard run to put WVU up 14-0. Auburn countered with a 46-yard Wes Byrum field goal to put the Tigers on the board. Senior defensive end Antonio Coleman recovered a fumble at the West Virginia 45-yard line on the Mountaineers next possession, helping to set up a 16-yard pass from Todd to Darvin Adams to cut the WVU lead to four at 14-10. The reception was the first of three Touchdown catches on the night for Adams, making him the first Auburn player to tally three touchdown passes in a game in more than 20 years.

The Mountaineers closed out the first quarter with its third touchdown of the period as quarterback Jarrett Brown found Jock Sanders in the end zone for a 6-yard touchdown pass.

Auburn cut away the West Virginia lead in the second quarter, beginning with a 42-yard Byrum field goal. The field goal was the result of a Neiko Thorpe interception. The Tigers marched back up the field in its next possession, capping it off with a 4-yard touchdown pass from Todd to Adams to cut the WVU lead to one at 21-20.

West Virginia scored its final touchdown of the night halfway through the third quarter as Devine took off for 12 yards to extend the Mountaineer lead to 27-20. Tyler Bitancourt missed the ensuing extra-point attempt, setting up the opportunity for Auburn to tie the game on its next possession.

Less than a minute after the West Virginia touchdown, Todd rolled out of the pocket and found Fannin open on the right side. Fannin cut through the Mountaineer defense to streak down the field 82 yards for the touchdown. Byrum's extra-point tied the game at 27-27.

SCORING SUMMARY

West Virginia	21	0	9	0	30
Auburn	10	10	7	14	41

- WVU - Devine 1 yd run (Bitancourt kick), 12:52, 1st
- WVU - Devine 71 yd run (Bitancourt kick), 10:19, 1st
- AU - Byrum 46 yd field goal, 7:24, 1st
- AU - D. Adams 16 yd pass from Todd (Byrum kick), 5:16, 1st
- WVU - Sanders 6 yd pass from Brown (Bitancourt kick), 2:01, 1st
- AU - Byrum 42 yd field goal, 9:15, 2nd
- AU - D. Adams 4 yd pass from Todd, 1:34, 2nd
- WVU - Devine 12 yd run (Bitancourt kick failed), 8:51, 3rd
- AU - Fannin 82 yd pass from Todd (Byrum kick), 8:02, 3rd
- WVU - Bitancourt 28 yd field goal, 1:07, 3rd
- AU - D. Adams 17 yd pass from Todd (Byrum kick), 12:07, 4th
- AU - Stevens 15 yd interception return (Byrum kick), 3:41, 4th

TEAM STATISTICS

	WVU	AU
First Downs	23	20
Rushes-Yards	39-207	41-100
Passing Yards	302	300
Comp-Att-Int	24-41-5	17-33-1
Total Plays-Yards	80-509	74-400
Punts-Avg.	2-49.5	5-44.0
Fumbles/Lost	1/1	1/0
Penalties-Yards	4-45	5-37
3rd Down Conv.	10-of-15	9-of-18
Time of Possession	32:45	27:15

INDIVIDUAL STATISTICS

RUSHING: (WVU) - Devine 15-128 (3TD); Brown 19-66; Clarke 2-10; Sanders 2-5; Smith 1-minus 2. (AU) - Tate 19-75; McCalebb 8-20; Burns 7-10; Zachery 1-9; Fannin 1-0; Todd 5-minus 14.

PASSING: (WVU) - Brown 18-32-4-22; Smith 5-8-1-50; Starks 1-1-0-31. (AU) - Todd 16-31-1-284; Burns 1-2-0-16.

RECEIVING: (WVU) - Sanders 12-115 (TD); Arnett 4-61; Lyons 3-30; Starks 2-65; Devine 2-26; Austin 1-5. (AU) - D. Adams 6-80 (3TD); Smith 4-74; Trott 2-20; Fannin 1-82 (TD); Wisner 1-16; Zachery 1-15; Burns 1-8; Tate 1-5.

GAME 4	BALL STATE AUBURN	30 54
September 26, 2009 Jordan-Hare Stadium (83,118) • Auburn, Ala.		

Chris Todd tied an Auburn record with five touchdown passes as the Tigers tallied 560 yards of total offense in a 54-30 win over Ball State. The game marked the second in a row to have a delayed start as thunderstorms in the area forced the game to move from its 6 p.m. scheduled kickoff time to 6:30 p.m.

Ball State struck first against the Tigers, recovering a muffed punt on Auburn's 18-yard line. Four plays later, MiQuale Lewis took the ball around the right side to get Ball State in the end zone at the 12:26 mark in the opening period for its only lead of the game.

Following a Ball State fumble, the Tigers moved the ball to the BSU 6-yard-line, setting up a pass from Todd to Tommy Trott, giving the senior his first touchdown reception of the year with 2:53 remaining in the first quarter.

Heading into the second quarter with the game tied, 7-7, Auburn managed to put up a near record-setting performance while limiting the Cardinals to just a field goal. The Tigers tallied 26 points in the period with three touchdowns and a safety, giving Auburn its highest scoring quarter since racking up 28 against Tennessee-Chattanooga on Sept. 9, 1995.

Terrell Zachery accounted for two of the touchdowns, picking up a 46-yarder at the 13:47 mark and a 65-yarder with 8:22 left in the half. Onerio McCalebb also picked up a touchdown, running in for a yard at the 12:20 mark, immediately after a 62-yard rush put the Tigers in scoring position.

Byrum picked up his first and only field goal of the night with seven second left in the half, connecting on a 32-yard attempt.

The defense also got on the board at the 12:53 mark of the quarter as Josh Bynes tackled Ball State's Lewis in the end zone.

Ball State kicker Ian McGarvey gave the Cardinals their lone points of the quarter, connecting on a 33-yard field goal with 2:35 left in the first half to cut the lead to 30-10.

Auburn made good on its first possession of the second half, taking the opening kickoff and marching down the field to set up a 26-yard pass from Todd to Darvin Adams at the 11:39 mark of the third quarter.

Ball State answered on its next possession as quarterback Page kept the ball on a fake and ran 21 yards for the touchdown.

Auburn did not back down as Todd caught Mario Fannin with a pass in the flat that turned into a 36-yard touchdown reception.

The Cardinals put up 13 fourth-quarter points. Page found Fakes for a 1-yard touchdown pass while McGarvey connected on a pair of field goals.

Neil Caudle gave the Tigers their lone points of the quarter, breaking away for a 52-yard run for a touchdown.

SCORING SUMMARY

Ball State	7	3	7	13	30
Auburn	7	26	14	7	54

- BSU - Lewis 2 yd run (McGarvey kick), 12:26, 1st
- AU - Trott 6 yd pass from Todd (Byrum kick), 2:53, 1st
- AU - Zachery 46 yd pass from Todd (Byrum kick), 13:47, 2nd
- AU - Josh Bynes safety, 12:53, 2nd
- AU - McCalebb 1 yd run (Byrum kick), 12:20, 2nd
- AU - Zachery 65 yd pass from Todd (Byrum kick), 8:22, 2nd
- BSU - McGarvey 33 yd field goal, 2:35, 2nd
- AU - Byrum 32 yd field goal, 0:07, 2nd
- AU - D. Adams 26 yd pass from Todd (Byrum kick), 11:39, 3rd
- BSU - Page 21 yd run (McGarvey kick), 8:50, 3rd
- AU - Fannin 36 yd pass from Todd (Byrum kick), 7:09, 3rd
- BSU - Fakes 1 yd pass from Page (McGarvey kick), 12:39, 4th
- BSU - McGarvey 37 yd field goal, 10:14, 4th
- AU - Caudle 52 yd run (Byrum kick), 7:19, 4th
- BSU - McGarvey 33 yd field goal, 2:21, 4th

TEAM STATISTICS

	BSU	AU
First Downs	19	21
Rushes-Yards	44-146	34-254
Passing Yards	114	306
Comp-Att-Int	18-30-0	21-29-1
Total Plays-Yards	74-260	63-560
Punts-Avg.	4-41.2	2-43.5
Fumbles/Lost	2/2	2/1
Penalties-Yards	4-23	9-86
3rd Down Conv.	5-of-15	4-of-10
Time of Possession	35:56	24:04

INDIVIDUAL STATISTICS

RUSHING: (BSU) - Williams 11-59; Sykes 7-44; Lewis 15-44 (TD); Page 9-3 (TD); Justice 2-minus 4. (AU) - McCalebb 8-83 (TD); Tate 13-63; Caudle 1-52 (TD); Smith 7-47; Zachery 1-6; Todd 1-2; Burns 1-2; Hooper 2-minus 1.

PASSING: (BSU) - Page 16-28-0-101; Justice 2-2-0-13. (AU) - Todd 19-26-0-287; Caudle 2-3-1-19.

RECEIVING: (BSU) - Orsbon 7-35; Hill 3-20; Gibson 2-15; Fakes 2-14 (TD); lift 2-13; Lewis 1-19; Page 1-minus 2. (AU) - Zachery 5-122 (TD); Adams 5-73 (TD); Fannin 3-55 (TD); Tate 3-18; Stallworth 2-21; Lutzenkirchen 1-14; Trott 1-6 (TD); McCalebb 1-minus 3.



Season in Review



GAME 5 **AUBURN TENNESSEE** **26 22**
 October 3, 2009
 Neyland Stadium (102,941) • Knoxville, Tenn.

Wes Byrum connected on a career-high four field goals while the Auburn offense racked up more than 400 yards of offense for the fifth time this season as the Tigers (5-0, 2-0 SEC) pulled out the 26-22 win over Tennessee (2-3, 0-2 SEC) at Neyland Stadium in Knoxville, Tenn.

The game was Auburn's first road game of the season and extended its winning streak to five games over the Volunteers, surpassing the previous record of four-straight victories from 1961-64. The Tigers also pulled out the win in front of a crowd 102,941, the third-largest crowd Auburn has ever competed in front of.

Auburn scored twice in the first quarter with Byrum connecting on a pair of field goals. His first was a 29-yarder at the 5:01 mark in the quarter while the second was a 43-yarder at the 3:36 mark.

Ben Tate scored Auburn's first touchdown of the game at the 8:07 mark of the second quarter, breaking away on an 11-yard run to extend the Tiger lead. Byrum's kick put Auburn ahead 13-0.

Tennessee got on the board with 28 seconds remaining in the first half as Montario Hardesty rushed in for a yard, cutting the Auburn lead to 13-6. Auburn's Nick Fairley blocked the extra-point attempt by Tennessee's Daniel Lincoln, giving the Tigers their first blocked kick of the season.

The Tigers struck first in the second half with Byrum picking up his third field goal of the night, connecting on a 19-yard attempt with 9:34 left in the third quarter.

Auburn extended the lead to 23-6 at the 13:41 mark of the fourth quarter as Chris Todd connected with Terrell Zachary on an 11-yard touchdown reception. Byrum made good on the extra-point attempt following the touchdown.

Tennessee struck back at the 11:36 mark with a 31-yard pass from Jonathan Crompton to Hardesty. Lincoln connected on the extra-point attempt to close to the gap to 23-13.

But, Auburn and Byrum put the win away with a 22-yard field goal with 39 seconds left to play. The Volunteers marched up the field on the ensuing possession, culminating with a 32-yard pass from Crompton to Denarius Moore with no time left on the clock, but it was all for naught as Auburn held on for the 26-22 win.

Onterio McCalebb led Auburn with 204 all-purpose yards, tallying 51 rushing yards while leading the team with 62 receiving yards and 91 kick-return yards. Tate

finished the game with a team-high 128 rushing yards, marking the third time this year and eighth time in his career that he has rushed for more than 100 yards.

Todd completed 19-of-32 passes for 235 yards in the win, connecting on passes to eight different receivers. It marked Todd's fourth game this season with more than 200 passing yards.

Eric Smith finished with 45 receiving yards on three catches, trailing McCalebb's 62 yards on three receptions. Mario Fanin was the most popular target for the Tigers, catching six passes for 25 yards.

Defensively for Auburn, Craig Stevens led the team with 11 tackles, one of which came for loss, and a pass breakup. Josh Bynes was right behind him with nine tackles, two pass breakups and a fumble recovery, his second of the season. Daren Bates and Neiko Thorpe each recorded seven tackles in the win.

GAME 6 **#17 AUBURN ARKANSAS** **23 44**
 October 10, 2009
 Reynolds Stadium (72,559) • Fayetteville, Ark.

Ben Tate rushed for a career-high 184 yards and two touchdowns for No. 17 Auburn, but Arkansas defeated the Tigers 44-23 to hand Auburn its first loss of the season before 72,599 in Reynolds Razorback Stadium Saturday.

The 184 yards marked a new career high for Tate, breaking his previous mark of 157 set against Mississippi State earlier in the season. It was his ninth career 100-yard rushing game and fourth of the season.

Arkansas' Ryan Mallett threw for 274 yards and two touchdowns and ran for another while Michael Smith rushed for 145 yards and a touchdown to lead the Razorbacks.

After Arkansas opened the game with a 20-0 lead, junior Wes Byrum put Auburn on the board in the second quarter, posting the Tigers' only points of the half on a 37-yard field goal.

Tate scored on a 1-yard touchdown run to make it 34-10 with 5:14 to go in the third quarter after Auburn drove 67 yards in eight plays in 2:42. The Tigers then made Arkansas go three and out to set up a career-long 60-yard Tate touchdown run on the first play from scrimmage to draw Auburn to within 34-16 with 3:52 left in the third. It was Auburn's second touchdown in only 1:22. The Tigers' pass failed for the two point conversion.

Auburn's Mike Blanc made a big tackle for loss on fourth down from the Auburn 35 to end another Razorback drive.

On Auburn's first play, Kodi Burns handed the ball to Terrell Zachery on a reverse that gained 60 yards to the Arkansas 6-yard line. It was Auburn's second straight 60 yard rush of the game and set up Onterio McCalebb's 3-yard touchdown run. Byrum's point-after cut the Razorback lead to 11 - the smallest margin of the second half.

Arkansas would go on to score 10 points in the fourth quarter, extending its lead to 44-23 for the team's first SEC win of the season.

With the 23 points scored in the game, Auburn has now scored 230 points on the season, surpassing the 208 points scored in all of the 2008 season.

For the game, Arkansas outgained Auburn 495-375 while the Tigers had had three fumbles and the Razorbacks one interception. Arkansas had 28 first downs to Auburn's 15. Chris Todd completed 15-of-28 passes for 133 yards for the Tigers.

Tate led Auburn with 184 rushing yards, followed by Zachery with 60 and McCalebb with 23. Mario Fanin led the team in return yardage, picking up 84 yards on four kickoff returns in the game.

Quindarius Carr led the Tiger receiving corps with 32 yards in his lone reception of the night. The catch set a new career long for Carr, surpassing his previous long reception of 28 yards. Zachery was second on the tea with 25 yards from two receptions while Darvin Adams was third with three receptions for 24 yards.

Defensively, Auburn was led by Craig Stevens with 12 tackles, followed by Neiko Thorpe with 11. Josh Bynes finished with two tackles and a team-high two pass breakups in the game.

SCORING SUMMARY			
Auburn	6	7	3 10 — 26
Tennessee	0	6	0 16 — 22

AU - Byrum 29 yd field goal, 5:01, 1st
 AU - Byrum 43 yd field goal, 3:36, 1st
 AU - Tate 11 yd run (Byrum kick), 8:07, 2nd
 UT - Hardesty 1 yd run (Lincoln kick blocked), 0:28, 2nd
 AU - Byrum 19 yd field goal, 9:34, 3rd
 AU - Zachery 11 yd pass from Todd (Byrum kick), 13:41, 4th
 UT - Hardesty 31 yd pass from Crompton (Lincoln kick), 11:36, 4th
 UT - Lincoln 26 yd field goal, 4:19, 4th
 AU - Byrum 22 yd field goal, 0:39, 4th
 UT - Moore 32 yd pass from Crompton, 0:00, 4th

TEAM STATISTICS	AU	UT
First Downs	24	19
Rushes-Yards	48-224	29-151
Passing Yards	235	259
Comp-Att-Int	20-35-0	20-44-0
Total Plays-Yards	83-459	73-410
Punts-Avg.	6-42.5	8-41.8
Fumbles/Lost	2/0	1/1
Penalties-Yards	3-35	4-30
3rd Down Conv.	6-of-17	4-of-17
Time of Possession	34:46	25:14

INDIVIDUAL STATISTICS
RUSHING: (AU) - Tate 25-128 (TD); McCalebb 13-51; Fannin 1-32; Burns 5-16; Stallworth 1-10; Todd 3-minus 13. (UT) - Hardesty 21-90 (2TD); Richardson 1-41; Brown 3-14; Crompton 4-6.
PASSING: (AU) - Todd 19-32-0-218; Burns 1-3-0-17. (UT) - Crompton 20-43-0-259; TEAM 0-1-0-0.
RECEIVING: (AU) - Fannin 6-25; McCalebb 3-62; Smith 3-45; Adams 2-29; Zachery 2-28 (TD); Tate 2-17; Wisner 1-16; Trott 1-13. (UT) - Jones 7-75; Hancock 4-35; Hardesty 3-56; Moore 3-44 (TD); Stocker 2-46; Brown 1-3.

SCORING SUMMARY			
Auburn	0	3	20 0 — 23
Arkansas	6	21	7 10 — 44

ARK - Green 2 yd run (PAT failed), 8:02, 1st
 ARK - Smith 25 yd run (Tejada kick), 11:49, 2nd
 ARK - Childs 16 yd pass from Mallett (Tejada kick), 11:02, 2nd
 AU - Byrum 37 yd field goal, 8:54, 2nd
 ARK - Williams 5 yd pass from Mallett (Tejada kick), 1:08, 2nd
 ARK - Mallett 4 yd run (Tejada kick), 7:56, 3rd
 AU - Tate 1 yd run (Byrum kick), 5:14, 3rd
 AU - Tate 60 yd run (Two-point conversion failed), 3:52, 3rd
 AU - McCalebb 3 yd run (Byrum kick), 0:09, 3rd
 ARK - Green 3 yd run (Tejada kick), 11:22, 4th
 ARK - Tejada 23 yd field goal, 4:20, 4th

TEAM STATISTICS	AU	ARK
First Downs	15	28
Rushes-Yards	35-242	45-221
Passing Yards	133	274
Comp-Att-Int	15-29-0	24-37-1
Total Plays-Yards	64-375	82-495
Punts-Avg.	7-39.0	4-41.0
Fumbles/Lost	4/3	1/0
Penalties-Yards	8-56	5-45
3rd Down Conv.	4-of-14	5-of-13
Time of Possession	21:33	38:27

INDIVIDUAL STATISTICS
RUSHING: (AU) - Tate 22-184 (2TD); Zachery 1-60; McCalebb 6-23 (TD); Burns 2-7; Todd 4-minus 32. (ARK) - Smith 18-145 (TD); Wingo 8-27; Davis 6-26; Mallett 5-11 (TD); Green 6-8 (TD); Stumon 2-4.
PASSING: (AU) - Todd 15-28-0-133; Burns 0-1-0-0. (ARK) - Mallett 24-37-1-274.
RECEIVING: (AU) - Adams 3-24; Trott 3-16; Tate 3-16; Zachery 2-25; Fannin 2-minus 1; Carr 1-32; Smith 1-21. (ARK) - Williams 6-57 (TD); Childs 5-85 (TD); Hamilton 3-42; Miller 3-32; Wright 3-31; Crawford 2-10; Smith 1-12; Fish 1-5.



Season in Review



GAME 7	KENTUCKY	21
	AUBURN	14
	October 17, 2009 Jordan-Hare Stadium (86,217) • Auburn, Ala.	

Ben Tate had his fifth 100-yard rushing game of the season for Auburn but Kentucky scored 14 fourth-quarter points as Auburn lost to the Wildcats, 21-14, at Jordan-Hare Stadium.

Tate had 31 carries for 132 yards, his third straight game with more than 100 yards on the ground, but Kentucky's duo of Derrick Locke (19 carries, 126 yards) and Randall Cobb (12 carries, 109 yards) combined for 235 yards and one touchdown on the ground, helping Kentucky to its first win over Auburn since 1966.

Neiko Thorpe's 69-yard return of a blocked field goal gave Auburn a 7-0 lead midway through the first quarter. It was Auburn's first blocked field goal returned for a score since 1981 when Chris Martin returned one 77 yards against Georgia Tech.

Jake Ricks blocked the field goal for Auburn, giving the Tigers their second blocked kick of the season.

Kentucky (3-3, 1-3 SEC) tied the game at 7-7 with a six-play, two-and-a-half minute scoring drive early in the second quarter. Morgan Newton capped the drive with a four-yard touchdown run.

Tate's fourth touchdown in his last three games recaptured the lead for Auburn (5-2, 2-2 SEC) with just six seconds remaining in the first half, putting Auburn up 14-7. Tate, who now has 19 rushing touchdowns in his career, carried it six times on the 14-play, 48-yard drive to give him 38 yards on the ground at the half.

After neither team could put together a scoring drive in the third quarter, Kentucky tied the game at 14-14 with 6:29 left in the game as Will Fidler took a quarterback draw back up the middle for a two-yard touchdown run, capping a 12-play, 75-yard drive.

Cobb's touchdown run with 3:17 remaining put Kentucky ahead for good at 21-14. Cobb accounted for all of Kentucky's yards on the five-play, 68-yard drive, which included a 61-yard rush on second and six from the Kentucky 32.

Tate's became the first Auburn running back go for 100-plus yards in three consecutive games since Kenny Irons did it in 2005.

Kodi Burns finished second on the team in rushing with 38 yards on six carries, followed by Onterio McCalebb with 22 yards on seven carries.

Quarterback Chris Todd connected on 10 of 24 passes, including an interception in the game. Darvin Adams was his top target on the night, pulling in three passes for 57 yards. Terrell Zachery followed with four receptions for 24 yards.

Defensively for Auburn, Josh Bynes led the team with nine tackles, followed by Daren Bates with eight. Each accounted for six solo tackles in the game. Bynes also tallied a quarterback sack, his first of the season.

Zac Etheridge and Craig Stevens tallied seven tackles each in the game.

GAME 8	AUBURN	10
	#9 LSU	31
	October 24, 2009 Tiger Stadium (92,654) • Baton Rouge, La.	

No. 9 LSU was too much for Auburn in Baton Rouge as Auburn fell, 31-10, before a crowd of 92,654 at noisy Tiger Stadium.

Three turnovers and penalties plagued Auburn in the first half, and while the offense struggled against what Head Coach Gene Chizik called "one of the best defenses in the country," Auburn fought to the end--scoring its only touchdown on the last play of the game.

Auburn's offense finished with a total of 193 yards--with 151 of them coming in the second half. Ben Tate again led Auburn with 67 yards on 18 carries, while Mario Fannin added 56 yards on just six carries.

LSU jumped out to a 7-0 lead midway through the first quarter when quarterback Jordan Jefferson found Terrance Toliver in the corner of the end zone on a 14-yard scoring strike.

The Bengal Tigers went ahead 14-0 late in the first quarter after an Auburn turnover deep in its own territory. LSU sacked Todd and forced a fumble at the Auburn 16. Jefferson scampered in from 15 yards out three plays later, stretching the LSU lead to 14-0 with 1:10 remaining in the quarter.

Trailing 14-0, Auburn had its back against the wall as LSU drove to the Auburn 2-yard line, but the Tiger defense came up with a big stop when Zac Etheridge slung Jefferson to the turf, forcing a fumble that Craig Stevens recovered in the end zone, giving Auburn the ball on its own 20 with 10:03 left in the half.

Auburn's final drive of the first half was set up when Antonio Coleman and Mike Blanc sacked Jefferson for a 10-yard loss back to the LSU 23, forcing a punt that set Auburn's offense up at midfield.

The Tigers moved into LSU territory but a sack for a big loss forced an Auburn punt. LSU's ensuing drive was blunted by another sack, as Coleman dropped Jefferson for a two-yard loss.

Auburn committed its third turnover of the half on the ensuing punt, though, when Philip Pierre-Louis fumbled the return. LSU took over at the Auburn 36 with 1:42 left in the second quarter. LSU drove to the Auburn 15 but had to settle for a 32-yard field goal by Josh Jasper to go ahead 17-0 with :09 remaining in the half.

LSU took advantage of a short field on the opening drive of the second half, going 45 yards in 4 plays to go ahead 24-0 on a 15-yard touchdown pass from Jefferson to Brandon LaFell less than two minutes into the third quarter.

Auburn responded with big runs by Ben Tate on a 53-yard, 9-play scoring drive deep into LSU territory. The Tigers settled for a 24-yard Wes Byrum field goal to cut the lead to 24-3 at the 9:21 mark of the third quarter.

LSU responded as back-up quarterback Russell Shepard lined up in the backfield and ran off left guard for a 69-yard touchdown to put LSU ahead 31-3.

The Tigers fought to the end as back-up quarterback Neil Caudle led Auburn on an 8-play, 59-yard scoring drive. Caudle found freshman tight end Philip Lutzenkirchen on a 1-yard scoring toss with :03 remaining to make the score 31-10.

Auburn's defense was led by sophomore linebacker Eltoro Freeman, who had 12 tackles, including a sack and 2 tackles for loss, in just his fourth career start. Neiko Thorpe was second on the team with eight tackles.

SCORING SUMMARY		
Kentucky0	7 0 14 -- 21
Auburn7	7 0 0 -- 14

AU - Thorpe 69 yd blocked field goal return (Byrum kick), 7:25, 1st
 UK - Newton 4 yd run (Seiber kick), 9:02, 2nd
 AU - Tate 1 yd run (Byrum kick), 0:06, 2nd
 UK - Fidler 2 yd run (Seiber kick), 6:29, 4th
 UK - Cobb 4 yd run (Seiber kick), 3:17, 4th

TEAM STATISTICS	UK	AU
First Downs	21	16
Rushes-Yards	49-282	49-220
Passing Yards	75	95
Comp-Att-Int	22-9-0	25-11-1
Total Plays-Yards	71-357	74-315
Punts-Avg.	6-41.0	7-35.7
Fumbles/Lost	1/0	0/0
Penalties-Yards	0-0	10-76
3rd Down Conv.	3-of-14	6-of-18
Time of Possession	32:35	27:25

INDIVIDUAL STATISTICS
RUSHING: (UK) - Locke 19-126; Cobb 12-109 (TD); Smith 2-20; Newton 8-15 (TD); Fidler 2-10 (TD); Conner 3-8; TEAM 3-minus 6. (AU) - Tate 31-132 (TD); Burns 6-37; McCalebb 7-22; Zachery 1-15; Todd 2-15; Fannin 2-minus 1.
PASSING: (UK) - Newton 5-13-0-39; Fidler 4-9-0-36. (AU) - Todd 10-24-1-80; Burns 1-1-0-15.
RECEIVING: (UK) - Matthews 2-30; Locke 2-minus 2; Cobb 1-12; McCaskill 1-10; Lanxter 1-10; Melillo 1-8; Drake 1-7. (AU) - Zachery 4-24; Adams 3-57; Fannin 2-9; Smith 1-3; McCalebb 1-2.

SCORING SUMMARY		
Auburn0	0 3 7 -- 10
LSU14	3 14 0 -- 31

LSU - Toliver 14 yd pass from Jefferson (Jasper kick), 8:21, 1st
 LSU - Jefferson 15 yd run (Jasper kick), 1:10, 1st
 LSU - Jasper 32 yd field goal, 0:09, 2nd
 LSU - LaFell 17 yd pass from Jefferson (Jasper kick), 13:41, 3rd
 AU - Byrum 24 yd field goal, 9:21, 3rd
 LSU - Shepard 69 yd run (Jasper kick), 1:09, 3rd
 AU - Lutzenkirchen 1 yd pass from Caudle, 0:03, 4th

TEAM STATISTICS	AU	LSU
First Downs	15	22
Rushes-Yards	41-112	32-122
Passing Yards	81	254
Comp-Att-Int	11-20-1	22-34-0
Total Plays-Yards	61-193	66-376
Punts-Avg.	7-39.7	4-35.2
Fumbles/Lost	3/2	1/1
Penalties-Yards	7-64	9-49
3rd Down Conv.	4-of-13	6-of-15
Time of Possession	28:49	31:11

INDIVIDUAL STATISTICS
RUSHING: (AU) - Tate 18-67; Fannin 6-56; Burns 6-17; McCalebb 3-3; Zachery 1-minus 7; Todd 7-minus 24. (LSU) - Shepard 6-71 (TD); Jefferson 12-26 (TD); Scott 10-20; Holliday 2-8; Williams 1-4; LaFell 1-minus 7.
PASSING: (AU) - Todd 8-14-1-47; Caudle 3-5-0-34; Burns 0-1-0-0. (LSU) - Jefferson 21-31-0-242; Lee 1-3-0-12.
RECEIVING: (AU) - Smith 3-31; Lutzenkirchen 2-18 (TD); Tate 2-0; Blake 1-16; Trott 1-15; Zachery 1-1; Fannin 1-0. (LSU) - Toliver 9-86 (TD); LaFell 6-67 (TD); Holliday 2-32; Randle 1-31; Williams 1-20; Peterson 1-14; Mitchell 1-5; Scott 1-minus 1.



Season in Review



GAME 9 #24 **OLE MISS** **20**
AUBURN **33**
 October 31, 2009
 Jordan-Hare Stadium (84,756) • Auburn, Ala.

Auburn used a 23-point third quarter to pull out a 33-20 upset win over No. 24 Ole Miss at Jordan-Hare Stadium. Ben Tate led the Auburn offense with 144 yards rushing as Auburn became bowl eligible with its fifth come-from-behind victory this season.

Tate's 144 yards also pushed him past the 1,000-yard plateau for the season, marking the first time in his career to amass 1,000 yards in a season.

Ole Miss struck first in the game, putting together a 10-play, 94-yard drive in its first possession for a touchdown. Auburn answered with 8:06 left in the first quarter on a 36-yard Wes Byrum field goal.

The Tigers took the lead for good at the 5:23 mark in the second quarter as Chris Todd connected with Darvin Adams for a 28-yard touchdown pass. The touchdown pass was the 13th of the season for Todd while the reception was a team-leading sixth for Adams.

Auburn held a three-point advantage, 10-7, at the half before erupting for 21 straight points in a six minute span, needing just six offensive plays and a defensive score to take control of the game.

Kodi Burns' 14-yard pass to Tommy Trott capped a three-play, 61-yard drive while Tate's 53-yard touchdown run finished a three-play, 67-yard drive. Sandwiched between the two offensive scores was a Walter McFadden 29-yard interception returned for a touchdown on Ole Miss' lone offensive play in the sequence as Auburn went up 31-7 with 7:42 left in the third quarter.

Ole Miss answered Tate's scamper with an 82-yard kickoff return by Jesse Grandy to make it 31-14 and then after a defensive stand went 79 yards on a Dexter McCluster run down the sideline to make it 31-20. The snap on the extra point was fumbled and the kick was blocked allowing Auburn's Demond Washington to scoop it up and run it back in for a 33-20 Auburn lead.

Washington's return marked the first defensive two-point conversion for the Tigers since 1998 when Brad Ware returned a blocked kick for two points.

Auburn's 23-point third quarter alone was more points than Ole Miss had allowed in an entire game this season.

Todd finished the game 12-for-22 for 212 yards while Ole Miss quarterback Jevan Snead was 16-for-35 for 175 yards with a touchdown and two interceptions, both by McFadden. The two interceptions by McFadden mark the first time for a Tiger to tally multiple interceptions since Jonathan Wilhite against New Mexico State in 2007.

Tate finished the game with 144 yards rushing, his sixth 100-yard rushing game of the season and 11th of his career. Following Tate in rushing was Mario Fanin with 35 yards and Travante Stallworth with 22. Adams Terrell Zachery led the Auburn receiving corps with 83 yards on two receptions, followed by Adams with

SCORING SUMMARY						
Ole Miss7	0	13	0	—	20
Auburn3	7	23	0	—	33

TEAM STATISTICS			
First Downs	19	18	
Rushes-Yards	39-219	43-175	
Passing Yards	175	226	
Comp-Att-Int	16-35-2	13-24-0	
Total Plays-Yards	74-394	67-401	
Punts-Avg.	6-43.7	7-40.9	
Fumbles/Lost	3/1	2/1	
Penalties-Yards	6-54	6-43	
3rd Down Conv.	3-of-15	5-of-15	
Time of Possession	33:16	26:44	

INDIVIDUAL STATISTICS	
RUSHING: (UM) - McCluster 22-186 (TD); Scott 3-15; Bolden 6-12; Grandy 2-4; Snead 6-2. (AU) - Tate 25-144 (TD); Fannin 6-35; Stallworth 2-22; Zachery 1-4; Burns 2-0; Team 2-minus 3; Todd 5-minus 27.	
PASSING: (UM) - Snead 16-35-2-175. (AU) - Todd 12-22-0-212; Burns 1-2-0-14.	
RECEIVING: (UM) - Hodge 7-105; Bolden 4-46; McCluster 4-17; Hartmann 1-7 (TD). (AU) - Adams 4-68 (TD); Fannin 3-35; Zachery 2-83; Smith 1-17; Trott 1-14 (TD); Burns 1-8; Tate 1-1.	

GAME 10 **FURMAN** **31**
AUBURN **63**
 November 7, 2009
 Jordan-Hare Stadium (81,506) • Auburn, Ala.

Auburn racked up 63 points on 655 yards of total offense to pick up a school-record 18th-consecutive Homecoming win, downing Football Championship Subdivision (FCS) member Furman, 63-31, at Jordan-Hare Stadium.

Five different Tigers scored touchdowns in the game with Darvin Adams leading the team with a game-high three touchdown receptions. Auburn was able to spread the wealth in the victory as eight different Tigers logged at least one rush and nine hauled in at least one reception.

Quarterback Chris Todd completed his first 14 passes of the game en route to finishing the day 17-of-18 with 256 yards and four touchdown passes. Connecting on 94.4 percent of his passes, Todd broke the Auburn single-game record for completion percentage.

Auburn scored 21 points in each of the first two quarters of the game, taking a 42-3 halftime lead. Adams put the Tigers on the board first, hauling in a 6-yard touchdown reception to cap off Auburn's first possession of the game.

Furman responded in its first possession, marching up the field for a 23-yard Matthew Cesari field goal. After allowing 51 yards in the Paladins' first possession of the game, the Tiger defense would go on to allow only eight more yards the rest of the half.

Auburn would go on to score on its next four possessions of the first half. Ben Tate got the run started with a 9-yard touchdown run at the 7:00 mark in the first quarter, followed by a 24-yard Mario Fanin touchdown reception from Todd with 1:10 left in the opening period.

Adams scored the first two touchdowns of the second quarter, catching a 23-yard pass at the 12:03 mark and a 41-yard pass with 7:53 left. Tate scored his second and final touchdown of the day with 41 seconds left in the half on a 5-yard run.

Furman came out and scored two touchdowns in the first five minutes of the second half, cutting the lead to 42-17.

Eric Smith scored his first career touchdown as he scored Auburn's first touchdown of the second half, pounding the ball in on a 2-yard run with 1:18 left in the third quarter.

Freshman Anthony Gulley scored his first career touchdown to open the fourth quarter, breaking free on a 13-yard run with 9:50 left in the game. He would break free again less than five minutes later as Gulley racked up a 50-yard run for his second career touchdown with 5:03 left to play.

SCORING SUMMARY						
Furman3	0	14	14	—	31
Auburn21	21	7	14	—	63

TEAM STATISTICS			
First Downs	15	30	
Rushes-Yards	31-87	39-282	
Passing Yards	179	373	
Comp-Att-Int	14-28-1	27-30-0	
Total Plays-Yards	59-266	69-655	
Punts-Avg.	8-48.1	2-45.5	
Fumbles/Lost	0/0	3/2	
Penalties-Yards	3-21	7-55	
3rd Down Conv.	1-of-12	6-of-8	
Time of Possession	28:12	31:48	

INDIVIDUAL STATISTICS	
RUSHING: (FU) - Uhaa 10-40 (TD); Forcier 9-33; Williams 9-24 (2TD); Mims 1-5; Sorrells 2-minus 15. (AU) - Gulley 5-77 (2TD); Tate 12-75 (2TD); Fannin 6-60; Smith 10-44 (TD); Stallworth 1-16; Todd 2-8; Hooper 1-2; Caudle 1-1; Team 1-minus 1.	
PASSING: (FU) - Sorrells 10-24-1-83; Forcier 4-4-0-96. (AU) - Todd 17-18-0-256; Caudle 10-12-0-117.	
RECEIVING: (FU) - Mims 5-27; Williams 4-42; Webb 2-58 (TD); Maples 1-26; Anderson 1-14; McCray 1-12. (AU) - Adams 6-115 (3TD); Benton 6-88; Blake 5-32; Smith 4-34; Fannin 2-38 (TD); Trott 1-26; Lutzenkirchen 1-21; Winter 1-16; Hawthorne 1-3.	

Furman scored a pair of touchdowns of its own in the fourth quarter, capping off the 63-31 Auburn win.

Gulley led the Auburn rushing attack for the day, tallying 77 yards on his two runs. Senior Ben Tate was second on the team with 75 yards on 12 runs while Fanin followed with 60 yards on six attempts.

Adams picked up his second career 100-yard receiving game as he picked up 115 yards on six receptions, all of which came in the first half. Freshman Deangelo Benton, who entered the game without a reception this season, finished second on the team with 88 yards on six catches.

Junior Neil Caudle stepped in for Todd in the second half, going 10-for-12 with 117 passing yards.

Defensively, freshman Ikeem Means led the team with six tackles, followed by Jonathan Evans and Woody Parramore with five each. Ashton Richardson tallied four tackles, 2.5 of them coming for loss, and a sack. Senior Antonio Coleman also picked up a sack, the 21st of his career, moving him into a tie for third all-time at Auburn in career sacks.



Season in Review



GAME 11	AUBURN GEORGIA	24 31
	November 14, 2009	
	Sanford Stadium (92,746) • Athens, Ga.	

The stats were nearly identical in a thrilling back and forth game but it was Georgia which held on to defeat Auburn, 31-24, in Sanford Stadium. The Tigers' Demond Washington returned a 99 yard kickoff return for a touchdown early in the fourth quarter to tie it at 24 and set an Auburn school record with 202 kickoff return yards but it wasn't enough.

The Tigers took the opening kickoff and drove right down the field scoring on a Chris Todd 5-yard touchdown pass to Kodi Burns, his first receiving touchdown of his career. The Tigers covered 74 yards in nine plays in 3:47.

After holding Georgia to minus four yards in three plays on their its possession, Auburn scored on its second straight possession to open the game to make it 14-0 on a 31-yard Todd touchdown pass to Terrell Zachery with 3:15 left in the first quarter. The Tigers had a time consuming 11-play, 82-yard drive in 5:57 while converting three third down conversions.

Georgia struck quickly to open the second quarter as it cut Auburn's deficit in half at 14-7 on a 50-yard Joe Cox to Israel Troupe touchdown pass 1:46 into the period.

On its first possession of the second half, Georgia cut into Auburn's lead on a Blair Walsh 51-yard field goal to make it 14-10 only four minutes into the third quarter. The Bulldogs took their first lead of the game at 17-14 on a 1-yard touchdown run by freshman Washaun Ealey, who carried the ball 19 yards the play before to set up his score with 4:51 left in the third.

The Tigers ended the 17 consecutive points scored by the Bulldogs on a 37-yard Wes Byrum field goal that hit the left upright and went through to tie the game at 17-17 with 2:08 left in the third.

On the first play of the fourth quarter, Cox threw a 47 yard pass to Tavarres King to the Auburn 11 yard line. On the next play, Caleb King ran up the middle for a touchdown to give Georgia a 23-17 lead 35 seconds into the final period.

Washington returned the ensuing kickoff 99 yards untouched for his first return for a touchdown in his career to even the game at 24-24 only 14 seconds later. It was the sixth longest kickoff return in Auburn history.

Georgia answered as King ran up the middle for a 24 yard touchdown to put the Bulldogs ahead to stay at 31-24 with 6:52 left in the game.

SCORING SUMMARY

Auburn14	0	3	7	—	24
Georgia0	7	10	14	—	31

AU - Burns 5 yd pass from Todd (Byrum kick), 11:13, 1st
 AU - Zachery 31 yd pass from Todd (Byrum kick), 3:15, 1st
 UG - Troupe 50 yd pass from Cox (Walsh kick), 13:14, 2nd
 UG - Walsh 51 yd field goal, 11:05, 3rd
 UG - Ealey 1 yd run (Walsh kick), 4:51, 3rd
 AU - Byrum 37 yd field goal, 2:08, 3rd
 UG - King 11 yd run (Walsh kick), 14:25, 4th
 AU - Washington 99 yd kickoff return (Byrum kick), 14:11, 4th
 UG - King 24 yd run (Walsh kick), 6:52, 4th

TEAM STATISTICS

	AU	UG
First Downs	18	18
Rushes-Yards	38-115	38-169
Passing Yards	238	173
Comp-Att-Int	20-28-2	9-17-0
Total Plays-Yards	66-353	55-342
Punts-Avg.	4-44.2	5-47.4
Fumbles/Lost	1/0	0/0
Penalties-Yards	9-60	4-29
3rd Down Conv.	5-of-13	5-of-11
Time of Possession	30:47	29:13

INDIVIDUAL STATISTICS

RUSHING: (AU) - Tate 20-67; McCalebb 11-60; Burns 3-10; Todd 4-minus 2. (UG) - Ealey 18-98 (TD); King 10-66 (2TD); Wooten 1-7; Smith 3-2; Cox 4-minus 2; TEAM 2-minus 2.
PASSING: (AU) - Todd 20-28-2-238. (UG) - Cox 9-17-0-173.
RECEIVING: (AU) - Adams 6-90; Fannin 6-55; Tate 2-21; Trott 1-34; Zachery 1-31 (TD); Blake 1-8; Burns 1-5 (TD); Ziemba 1-minus 3; McCalebb 1-minus 3. (UG) - Green 3-19; Troupe 2-62 (TD); King 1-47; Charles 1-34; Ealey 1-6; King 1-5.

GAME 12	#2 ALABAMA AUBURN	26 21
	November 27, 2009	
	Jordan-Hare Stadium (87,451) • Auburn, Ala.	

Auburn surrendered just 12 second-half points to Alabama but could only come up with seven of its own as Auburn fell, 26-21, in the annual season-ending game to No. 2 Alabama.

Auburn gained 332 yards, 151 of it on the ground, against the nation's top-ranked defense (225.6 yards per game) and second-ranked rushing defense (70.4 ypg) and led 21-20 with 11:05 left in the third quarter but was shutout from then until the end of the game.

Auburn quarterback Chris Todd finished the game 15-of-25 for 181 yards and two touchdowns and an interception while Alabama quarterback Greg McElroy was 21-of-31 for 218 yards and two touchdowns.

Auburn raced out to a 14-0 lead in the first 10 minutes of the of the game, scoring on its first two possessions. Terrell Zachery's 67-yard run on a reverse put Auburn up a touchdown on only Auburn's fourth offensive play. Auburn kicker Wes Byrum then recovered his own inside kick at the Auburn 42, which Auburn capitalized on by driving for a second touchdown and a 14-0 lead on 12 plays and 58 yards. Ben Tate, who finished the game with 45 yards on 18 carries, ran for 24 yards on the drive, which was capped off by a Todd one-yard touchdown pass to Eric Smith.

Auburn finished the first quarter with 119 yards rushing, which was more than six of Alabama's previous seven SEC opponents had for the entire game. Only Kentucky (133) had more yards rushing during the entire game against Alabama than Auburn had in the first quarter.

Alabama had just five yards on six plays, going three-and-out on each of its first two possessions, before breaking through for a 10-play, 58-yard scoring drive that spanned the end of the first quarter and the start of the second to pull within a score, 14-7. Auburn had allowed just 37 yards to Alabama in the first quarter, including just three yards rushing, and did not allow a first down until 2:23 was left in the quarter.

Alabama tied the game at 14-14 on McElroy's 33-yard touchdown pass to Colin Peek. Alabama went 45 yards on five plays on the drive.

Auburn reclaimed the lead on Todd's 72-yard strike to Darvin Adams to put Auburn ahead, 21-14, with 11 minutes left in the third quarter. The touchdown reception was the 10th of the season for Adams while the pass was the 21st for Todd, a new Auburn record for touchdown passes in a season.

Adams finished with a career-high 138 yards receiving on four catches. It was his third 100-yard game of the season.

SCORING SUMMARY

Alabama0	14	6	6	—	26
Auburn14	0	7	0	—	21

AU - Zachery 67 yd run (Byrum kick), 11:40, 1st
 AU - Smith 1 yd pass from Todd (Byrum kick), 5:42, 1st
 UA - Richardson 2 yd run (Tiffin kick), 13:26, 2nd
 UA - Peek 33 yd pass from McElroy (Tiffin kick), 5:31, 2nd
 AU - Adams 72 yd pass from Todd (Byrum kick), 11:05, 3rd
 UA - Tiffin 27 yd field goal, 5:32, 3rd
 UA - Tiffin 31 yd field goal, 0:24, 3rd
 UA - Upchurch 4 yd pass from McElroy (McElroy pass int.), 1:24, 4th

TEAM STATISTICS

	UA	AU
First Downs	17	15
Rushes-Yards	35-73	32-151
Passing Yards	218	181
Comp-Att-Int	21-32-0	15-27-1
Total Plays-Yards	67-291	59-332
Punts-Avg.	5-45.2	8-40.0
Fumbles/Lost	1/0	2/1
Penalties-Yards	4-26	8-68
3rd Down Conv.	5-of-14	4-of-12
Time of Possession	33:47	26:13

INDIVIDUAL STATISTICS

RUSHING: (UA) - Richardson 15-51; Ingram 16-30 (TD); McElroy 4-minus 8. (AU) - Zachery 1-67 (TD); Tate 18-45; McCalebb 5-23; Fannin 1-14; Burns 2-5; Todd 5-minus 3.
PASSING: (UA) - McElroy 21-31-0-218; Ingram 0-1-0-0. (AU) - Todd 15-25-1-181; Burns 0-1-0-0; Team 0-1-0-0.
RECEIVING: (UA) - Jones 9-83; Peek 3-53 (TD); Richardson 3-31; Ingram 3-21; Upchurch 2-15 (TD); Hanks 1-15. (AU) - Adams 4-138 (TD); Fannin 4-20; Tate 4-17; Blake 1-7; Smith 1-1 (TD); Zachery 1-minus 2.

A pair of Leigh Tiffin field goals sandwiched Todd's interception as Alabama drew within one, 21-20, with 24 seconds left in the third quarter. Auburn's defense would bend but not break on both of Alabama's possessions, which started on the Auburn 33 and 43, respectively. Auburn yielded a 27-yard field goal to Alabama following the Todd to Adams strike before Todd threw the pick. Alabama's next drive went for just 30 yards on seven plays before Tiffin knocked in the 31-yard field goal.

Alabama's game-winning drive used up 7:03 on the clock and covered 79 yards in 15 plays. The final score came on a Roy Upchurch four-yard catch from McElroy with just 1:24 left on the game clock. The two-point conversion failed as Jake Ricks intercepted the try to make the score 26-21.



2009 Statistics



KICK RETURNS	No.	Yds	Avg	TD	Long
Mario Fannin	13	283	21.8	0	35
Demond Washington	12	386	32.2	1	99
Onterio McCalebb	11	272	24.7	0	52
Philip Pierre-Louis	7	122	17.4	0	34
Ben Tate	5	139	27.8	0	36
Terrell Zachery	4	65	16.2	0	19
Eric Smith	2	17	8.5	0	14
Harry Adams	2	53	26.5	0	27
Tommy Trott	1	7	7.0	0	7
Anthony Gulley	1	24	24.0	0	24
Total	58	1368	23.6	1	99
Opponents	64	1508	23.6	1	82

FUMBLE RETURNS	No.	Yds	Avg	TD	Long
Neiko Thorpe	0	0	0.0	1	0
Total	0	0	0.0	1	0
Opponents	1	1	1.0	0	1

SCORING	TD	FGs	PATs					Saf	Points
			Kick	Rush	Rcv	Pass	DXP		
Wes Byrum	0	14-15	49-49	0-0	0	0-0	0	0	91
Darvin Adams	10	0-0	0-0	0	0-0	0	0	60	
Ben Tate	8	0-0	0-0	0	0-0	0	0	48	
Terrell Zachery	6	0-0	0-0	0	0-0	0	0	36	
Kodi Burns	5	0-0	0-0	0	0-0	0	0	30	
Onterio McCalebb	4	0-0	0-0	0	0-0	0	0	24	
Mario Fannin	3	0-0	0-0	0	0-0	0	0	18	
Philip Lutzenkirchen	2	0-0	0-0	0	0-0	0	0	12	
Tommy Trott	2	0-0	0-0	0	0-0	0	0	12	
Anthony Gulley	2	0-0	0-0	0	0-0	0	0	12	
Eric Smith	2	0-0	0-0	0	0-0	0	0	12	
Demond Washington	1	0-0	0-0	0	0-0	1	0	8	
Neil Caudle	1	0-0	0-0	0	0-0	0	0	6	
Antonio Coleman	1	0-0	0-0	0	0-0	0	0	6	
Craig Stevens	1	0-0	0-0	0	0-0	0	0	6	
Neiko Thorpe	1	0-0	0-0	0	0-0	0	0	6	
Walter McFadden	1	0-0	0-0	0	0-0	0	0	6	
Josh Bynes	0	0-0	0-0	0	0-0	0	1	2	
Chris Todd	0	0-0	0-0	0	0-1	0	0	0	
Total	50	14-15	49-49	0-0	0	0-1	1	395	
Opponents	41	14-21	35-39	0-0	0	0-1	0	323	

TOTAL OFFENSE	G	Plays	Rush	Pass	Total	Avg/G
Chris Todd	12	337	-101	2377	2276	189.7
Ben Tate	12	243	1254	0	1254	104.5
Onterio McCalebb	10	99	547	0	547	54.7
Mario Fannin	12	32	271	0	271	22.6
Kodi Burns	12	64	159	75	234	19.5
Neil Caudle	5	22	53	170	223	44.6
Terrell Zachery	12	8	164	0	164	13.7
Eric Smith	11	20	99	0	99	9.0
Anthony Gulley	10	5	77	0	77	7.7
Travante Stallworth	10	4	48	0	48	4.8
Davis Hooper	3	3	1	0	1	0.3
TEAM	6	5	-6	0	-6	-1.0
Total	12	842	2566	2622	5188	432.3
Opponents	12	830	1940	2302	4242	353.5

FIELD GOALS	FGM-FGA	Pct	01-19	20-29	30-39	40-49	50-99	Lg	Blk
Wes Byrum	14-15	93.3	1-1	4-4	4-4	5-6	0-0	49	0

FG SEQUENCE	Auburn	OPPONENTS
Louisiana Tech	(25),(49),(47)	(20),(46)
Mississippi State	--	(29)
West Virginia	(46),(42)	(28)
Ball State	(32)	(33),(37),(33)
Tennessee	(29),(43),46,(19),(22)	39,(26)
Arkansas	(37)	(23)
Kentucky	-	38,49
LSU	(24)	49,(32),52
Ole Miss	(36)	44
Furman	-	(23)
Georgia	(37)	(51)
Alabama	-	42, (27), (31)

Numbers in (parentheses) indicate field goal was made.

PUNTING	No.	Yds	Avg	Long	TB	FC	I20	Blkd
Clinton Durst	58	2359	40.7	58	4	23	18	0
Chris Todd	3	104	34.7	37	1	0	2	0
TEAM	1	0	0.0	0	0	0	0	1
Total	62	2463	39.7	58	5	23	20	1
Opponents	64	2760	43.1	60	4	12	23	0

KICKOFFS	No.	Yds	Avg	TB	OB	Retn	Net	YdLn
Morgan Hull	67	4117	61.4	4	5			
Wes Byrum	7	469	67.0	1	0			
Total	74	4586	62.0	5	5	1508	40.2	29
Opponents	67	4030	60.1	3	3	1368	38.8	31

ALL PURPOSE	G	Rush	Rec	PR	KOR	IR	Tot	Avg/G
Ben Tate	12	1254	105	0	139	0	1498	124.8
Mario Fannin	12	271	403	-5	283	0	952	79.3
Onterio McCalebb	10	547	58	0	272	0	877	87.7
Darvin Adams	12	0	855	0	0	0	855	71.2
Terrell Zachery	12	164	466	0	65	0	695	57.9
Demond Washington	12	0	0	39	386	0	425	35.4
Eric Smith	11	99	226	0	17	0	342	31.1
Kodi Burns	12	159	23	0	0	0	182	15.2
Philip Pierre-Louis	6	0	0	49	122	0	171	28.5
Tommy Trott	12	0	144	0	7	0	151	12.6
Anthony Gulley	10	77	0	24	24	0	125	12.5
DeAngelo Benton	11	0	88	0	0	0	88	8.0
Travante Stallworth	10	48	21	0	0	0	69	6.9
Philip Lutzenkirchen	12	0	66	0	0	0	66	5.5
Emory Blake	10	0	63	0	0	0	63	6.3
Jay Wisner	12	0	56	0	0	0	56	4.7
Walter McFadden	12	0	0	0	0	54	54	4.5
Harry Adams	7	0	0	0	53	0	53	7.6
Neil Caudle	5	53	0	0	0	0	53	10.6
Quindarius Carr	12	0	32	0	0	0	32	2.7
Neiko Thorpe	12	0	0	0	0	22	22	1.8
Jake Ricks	12	0	0	0	0	21	21	1.8
Antonio Coleman	12	0	0	0	0	20	20	1.7
Derek Winter	12	0	16	0	0	0	16	1.3
Craig Stevens	12	0	0	0	0	15	15	1.2
Josh Bynes	12	0	0	0	0	5	5	0.4
Dee Ford	12	0	0	0	0	3	3	0.2
Tim Hawthorne	10	0	3	0	0	0	3	0.3
Davis Hooper	3	1	0	0	0	0	1	0.3
Lee Ziemba	12	0	-3	0	0	0	-3	-0.2
TEAM	6	-6	0	0	0	0	-6	-1.0
Chris Todd	12	-101	0	0	0	0	-101	-8.4
Total	12	2566	2622	107	1368	140	6803	566.9
Opponents	12	1940	2302	167	1508	77	5994	499.5



2009 Statistics



Defensive Statistics

DEFENSIVE LEADERS	GP	Tackles			TFL/Yds	Sacks		Pass Def			Fumbles		Blkd Kick	Saf
		Solo	Ast	Total		No-Yards	Int-Yds	BrUp	QBH	Rcv-Yds	FF			
17 Josh Bynes	12	55	39	94	5.0-15	1.0-7	1-5	7	5	2-0			1	
46 Craig Stevens	12	50	39	89	7.0-24	1.5-14	1-15	2	6	1-0	1			
15 Neiko Thorpe	12	43	27	70	0.5-1		1-22	8			1			
25 Daren Bates	12	40	23	63	2.5-19	0.5-12	1-0	2	4	1-0				
4 Zac Etheridge	9	35	17	52	3.5-11			1	1	1-0	2			
52 Antonio Coleman	12	20	25	45	15.5-68	9.0-53	1-20	4	12	1-0	1	1		
93 Mike Blanc	12	12	31	43	6.5-23	3.5-18		3	6		1			
6 Walter McFadden	12	28	9	37	4.5-15		4-54	8						
91 Jake Ricks	12	13	21	34	2.5-7	1.5-7	1-21	2	6		1	1		
14 Demond Washington	12	18	14	32	1.0-12	1.0-12		3	4					
21 Eltoro Freeman	9	14	16	30	2.0-12	1.0-10			4					
35 Jonathan Evans	12	21	7	28	0.5-1									
45 Antoine Carter	9	13	14	27	4.5-28	1.5-14			3					
90 Nick Fairley	12	9	14	23	3.5-20	1.5-15			7	1-0		1		
49 Michael Goggans	12	10	12	22	2.5-6	1.0-2		2	4					
11 Mike Slade	11	8	5	13				1						
31 Adam Herring	8	6	6	12	0.5-1									
95 Dee Ford	12	5	7	12	2.5-17	1.0-10	1-3		7					
16 Ikeem Means	11	6	4	10										
22 T'Sharvan Bell	12	7	2	9	0.5-2		1-0							
56 Ashton Richardson	12	4	5	9	3.0-14	1.0-7								
58 Harris Gaston	4	3	6	9										
97 Derrick Lykes	12	3	4	7	0.5-0									
98 Zach Clayton	6	3	4	7	1.0-5				1					
8 Harry Adams	7	2	4	6										
96 Chris Humphries	9	3	2	5	1.0-1						1			
33 Woody Parramore	1	4	1	5										
89 Darvin Adams	12	4	1	5										
61 Josh Harris	12	3	1	4										
32 Eric Smith	11	1	3	4										
24 D'Antoine Hood	8	3	1	4										
38 Jason King	10	1	2	3										
97 Clinton Durst	12	1	2	3										
80 Emory Blake	10	2	1	3										
44 Ben Tate	12	2		2										
83 Gabe McKenzie	12	2		2										
33 Gabe Barrett	3	1	1	2										
20 Drew Cole	3	1	1	2										
82 Jay Wisner	12	2		2										
37 Morgan Hull	12	2		2										
8 Anthony Gulley	10	2		2										
36 Wade Christopher	6		2	2					1					
3 DeAngelo Benton	11		1	1										
73 Lee Ziemba	12		1	1										
5 Tommy Trott	12	1		1										
27 Mario Fannin	12	1		1										
66 Mike Berry	12		1	1										
81 Terrell Zachery	12	1		1										
75 Andrew McCain	12		1	1										
85 Travante Stallworth	10		1	1										
40 Robert Hill	2		1	1	0.5-1									
51 Watson Downs	3		1	1										
Total	12	465	380	845	71-303	25-181	12-140	43	71	7-0	8	3	1	
Opponents	12	495	400	895	71.0-323	18-162	7-77	39	44	12-1	12	1		

Special Teams Tackles

SPECIAL TEAMS	Tackles			SPECIAL TEAMS	Tackles			SPECIAL TEAMS	Tackles		
	Solo	Ast	Total		Solo	Ast	Total		Solo	Ast	Total
15 Neiko Thorpe	7	3	10	4 Zac Etheridge	1	2	3	89 Darvin Adams	1	1	2
14 Demond Washington	4	3	7	38 Jason King	1	2	3	25 Daren Bates	0	2	2
35 Jonathan Evans	4	1	5	95 Dee Ford	1	2	3	36 Wade Christopher	0	2	2
11 Mike Slade	2	3	5	96 Chris Humphries	1	2	3	58 Harris Gaston	0	2	2
16 Ikeem Means	4	0	4	8 Anthony Gulley	2	0	2	81 Terrell Zachery	1	0	1
46 Craig Stevens	3	1	4	22 T'Sharvan Bell	2	0	2	97 Clinton Durst	1	0	1
61 Josh Harris	3	1	4	37 Morgan Hull	2	0	2	3 DeAngelo Benton	0	1	1
8 Harry Adams	2	2	4	82 Jay Wisner	2	0	2	20 Drew Cole	0	1	1
32 Eric Smith	2	1	3	33 Gabe Barrett	1	1	2	24 D'Antoine Hood	0	1	1
56 Ashton Richardson	2	1	3	80 Emory Blake	2	1	3	85 Travante Stallworth	0	1	1



Scoring Summaries



Plays	Yards	TOP	Qtr	Scoring Play
LOUISIANA TECH				
13	69	5:36	1	W. Byrum 25-yard field goal
10	66	3:27	1	K. Burns 1-yard run
3	29	0:23	2	W. Byrum 49-yard field goal
3	98	0:48	3	T. Zachery 93-yard pass from C. Todd
7	22	1:36	3	W. Byrum 47-yard field goal
9	72	3:07	4	D. Adams 17-yard pass from C. Todd
13	65	5:02	4	O. McCalebb 3-yard run
MISSISSIPPI STATE				
8	73	3:11	1	K. Burns 1-yard run
--	--	--	1	A. Coleman 20-yard interception return
5	80	1:36	2	O. McCalebb 48-yard run
8	78	1:13	2	K. Burns 1-yard run
7	81	2:51	3	P. Lutzenkirchen 13-yard pass from K. Burns
4	72	1:22	3	B. Tate 35-yard run
13	75	5:19	4	K. Burns 1-yard run
WEST VIRGINIA				
9	38	2:55	1	W. Byrum 46-yard field goal
6	45	1:50	1	D. Adams 16-yard pass from C. Todd
6	43	2:30	2	W. Byrum 42-yard field goal
11	68	3:24	2	D. Adams 4-yard pass from C. Todd
2	86	0:49	3	M. Fannin 82-yard pass from C. Todd
3	19	0:54	4	D. Adams 17-yard pass from C. Todd
--	--	--	4	C. Stevens 15-yard interception return
BALL STATE				
4	28	0:50	1	T. Trott 6-yard pass from C. Todd
6	78	1:50	2	T. Zachery 46-yard pass from C. Todd
--	--	--	2	J. Bynes safety
2	63	0:33	2	O. McCalebb 1-yard run
3	77	0:31	2	T. Zachery 65-yard pass from C. Todd
9	49	2:28	2	W. Byrum 32-yard field goal
10	76	3:21	3	D. Adams 26-yard pass from C. Todd
4	72	1:41	3	M. Fannin 36-yard pass from C. Todd
5	74	2:55	4	N. Caudle 52-yard run
TENNESSEE				
10	44	3:30	1	W. Byrum 29-yard field goal
4	4	1:10	1	W. Byrum 43-yard field goal
9	87	2:32	2	B. Tate 11-yard run
7	55	2:31	3	W. Byrum 19-yard field goal
8	70	2:25	4	T. Zachery 11-yard pass from C. Todd
9	35	3:32	4	W. Byrum 22-yard field goal

Plays	Yards	TOP	Qtr	Scoring Play
ARKANSAS				
8	44	2:08	2	W. Byrum 37-yard field goal
8	67	2:42	3	B. Tate 1-yard run
1	60	0:13	3	B. Tate 60-yard run
3	66	0:59	3	O. McCalebb 3-yard run
KENTUCKY				
--	--	--	1	N. Thorpe 69-yard blocked FG return
14	48	5:20	2	B. Tate 1-yard run
LSU				
9	53	4:20	3	W. Byrum 24-yard field goal
8	59	2:16	4	P. Lutzenkirchen 1-yard pass from N. Caudle
OLE MISS				
7	41	2:25	1	W. Byrum 36-yard field goal
6	90	1:43	2	D. Adams 28-yard pass from C. Todd
3	61	0:35	3	T. Trott 14-yard pass from K. Burns
--	--	--	3	W. McFadden 29-yard interception return
3	67	0:57	3	B. Tate 53-yard run
--	--	--	3	D. Washington PAT return
FURMAN				
6	51	1:57	1	D. Adams 6-yard pass from C. Todd
8	80	2:52	1	B. Tate 9-yard run
5	73	1:53	1	M. Fannin 24-yard pass from C. Todd
4	55	2:12	2	D. Adams 23-yard pass from C. Todd
6	71	2:30	2	D. Adams 41-yard pass from C. Todd
4	56	1:17	2	B. Tate 5-yard run
9	81	4:57	3	E. Smith 2-yard run
8	62	4:50	4	A. Gulley 13-yard run
3	61	1:30	4	A. Gulley 50-yard run
GEORGIA				
9	74	3:47	1	K. Burns 5-yard pass from C. Todd
11	82	5:57	1	T. Zachery 31-yard pass from C. Todd
7	56	2:37	3	W. Byrum 37-yard field goal
--	--	--	4	D. Washington 99-yard kickoff return
ALABAMA				
4	80	1:42	1	T. Zachery 67-yard run
12	58	5:58	1	E. Smith 1-yard pass from C. Todd
2	76	0:47	3	D. Adams 72-yard pass from C. Todd

Average Scoring Drive: Plays: 6.7 Yards: 62.1 Time: 2:28

2009 Starting Lineups

Offense

	WR	TE	LT	LG	C	RG	RT	WR	HB	QB	TB
LOUISIANA TECH	Zachery	Trott	Ziamba	Berry	Pugh	Isom	McCain	Adams	Fannin	Todd	Tate
MISSISSIPPI STATE	Burns	Trott	Ziamba	Berry	Pugh	Isom	McCain	Adams	E. Smith	Todd	McCalebb
WEST VIRGINIA	Zachery	Trott	Ziamba	Berry	Pugh	Isom	McCain	Hawthorne	E. Smith	Todd	Tate
BALL STATE	Zachery	Wisner (WR)	Ziamba	Berry	Pugh	Sullen	McCain	Adams	Fannin	Todd	Tate
at Tennessee	Zachery	Trott	Ziamba	Berry	Pugh	Eddins	McCain	Wisner	Fannin	Todd	Tate
at Arkansas	Burns	Trott	Ziamba	Berry	Pugh	Isom	McCain	Adams	E. Smith	Todd	Tate
KENTUCKY	Zachery	Trott	Ziamba	Berry	Pugh	Isom	McCain	Burns	E. Smith	Todd	Tate
at LSU	Zachery	Trott	Ziamba	Berry	Pugh	Isom	McCain	Adams	Fannin	Todd	Tate
OLE MISS	Burns	Trott	Ziamba	Berry	Pugh	Isom	McCain	Adams	E. Smith	Todd	Fannin
FURMAN	Burns	Trott	Ziamba	Berry	Pugh	Isom	McCain	Lutzenkirchen (TE)	E. Smith	Todd	Fannin
at Georgia	Blake	McCalebb (RB)	Ziamba	Berry	Pugh	Isom	McCain	Adams	E. Smith	Todd	Tate
ALABAMA	Zachery	Carr (WR)	Ziamba	Berry	Pugh	Isom	McCain	Adams	Fannin	Todd	Tate

Defense

	LE	LT	NG	RE	LB	LB	LB	CB	S	S	CB
LOUISIANA TECH	Coleman	Fairley	Ricks	Goggans	Stevens	Bynes	Herring	McFadden	Etheridge	Bates	Thorpe
MISSISSIPPI STATE	Coleman	Blanc	Ricks	Goggans	Stevens	Bynes	Herring	McFadden	Etheridge	Bates	Thorpe
WEST VIRGINIA	Coleman	Blanc	Ricks	Goggans	Stevens	Bynes	Freeman	McFadden	Etheridge	Bates	Thorpe
BALL STATE	Coleman	Blanc	Ricks	Goggans	Stevens	Bynes	Freeman	McFadden	Etheridge	Bates	Thorpe
at Tennessee	Coleman	Blanc	Ricks	Goggans	Stevens	Bynes	Freeman	McFadden	Etheridge	Bates	Thorpe
at Arkansas	Coleman	Blanc	Ricks	Goggans	Stevens	Bynes	Herring	McFadden	Etheridge	Bates	Thorpe
KENTUCKY	Coleman	Blanc	Ricks	Carter	Stevens	Bynes	Herring	McFadden	Etheridge	Bates	Thorpe
at LSU	Coleman	Blanc	Ricks	Carter	Stevens	Bynes	Freeman	McFadden	Etheridge	Bates	Thorpe
OLE MISS	Coleman	Blanc	Ricks	Carter	Stevens	Bynes	Freeman	McFadden	Etheridge	Bates	Thorpe
FURMAN	Coleman	Blanc	Ricks	Cater	Stevens	Bynes	Freeman	McFadden	Washington	Bates	Thorpe
at Georgia	Coleman	Blanc	Ricks	Carter	Stevens	Bynes	Freeman	McFadden	Washington	Bates	Thorpe
ALABAMA	Coleman	Blanc	Ricks	Carter	Stevens	Bynes	Evans	McFadden	Washington	Bates	Thorpe



Game-By-Game Stats



Game	Score	First Downs		Rushing No-Yds-TD	Passing			Total Off. PI-Yds	Punts No-Avg	Fum. F/L	Penalties No-Yds	3rd Dns	Time of Poss
		Tot	Ru-Pa-Pe		C-A-I	Yds	TD						
Louisiana Tech at Auburn	13 37	19 27	6-8-5 17-9-1	37-6-0 52-301-2	18-33-1 17-27-0	149 255	1 2	70-245 79-556	6-38.3 2-41.0	3/1 3/2	3-30 8-87	5-14 8-13	31:23 28:37
Mississippi State at Auburn	24 49	14 29	6-7-1 18-8-3	38-167-1 59-390-5	11-21-2 11-24-0	130 199	1 1	59-297 83-589	6-45.2 5-28.8	0/0 2/0	10-89 5-40	5-14 6-13	28:57 31:03
West Virginia at Auburn	30 41	23 20	11-11-1 7-12-1	39-207-3 41-100-0	24-41-5 17-33-1	302 300	1 4	80-509 74-400	2-49.5 5-44.0	1/1 1/0	4-45 5-37	10-15 9-18	32:45 27:15
Ball State at Auburn	30 54	19 21	10-6-3 10-11-0	44-146-2 34-254-2	18-30-0 21-29-1	114 306	1 5	74-260 63-560	4-41.2 2-43.5	2/2 2/1	4-23 9-86	5-15 4-10	35:56 24:04
at Tennessee Auburn	22 26	19 24	6-12-1 11-13-0	29-151-1 48-224-1	20-44-0 20-35-0	259 235	2 1	73-410 83-459	8-41.8 6-42.5	1/1 2/0	4-30 3-35	4-17 6-17	25:14 34:46
at Arkansas Auburn	44 23	28 15	12-10-6 9-5-1	45-221-4 35-242-3	24-37-1 15-29-0	274 133	2 0	82-495 64-375	4-41.0 7-39.0	1/0 4/3	5-45 8-56	5-13 4-14	38:27 21:33
Kentucky at Auburn	21 14	21 16	15-5-1 12-4-0	49-282-3 49-220-1	9-22-0 11-25-1	75 95	0 0	71-357 74-315	6-41.0 7-35.7	1/0 0/0	0-0 10-76	3-14 6-18	32:35 27:25
at LSU Auburn	31 10	22 15	5-14-3 9-5-1	32-122-2 41-112-0	22-34-0 11-20-1	254 81	2 1	66-376 61-193	4-35.2 7-39.7	1/1 3/2	9-49 7-64	6-15 4-13	31:11 28:49
Ole Miss at Auburn	20 33	19 18	11-7-1 8-9-1	39-219-1 43-175-1	16-35-2 13-24-0	175 226	1 2	74-394 67-401	6-43.7 7-40.9	3/1 2/1	6-54 6-43	3-15 5-15	33:16 26:44
Furman at Auburn	31 63	15 30	6-7-2 13-16-1	31-87-3 39-282-5	14-28-1 27-30-0	179 373	1 4	59-266 69-655	8-48.1 2-45.5	0/0 3/2	3-21 7-55	1-12 6-8	28:12 31:48
at Georgia Auburn	31 24	18 18	10-6-2 8-10-0	38-169-3 38-115-0	9-17-0 20-28-2	173 238	1 2	55-342 66-353	5-47.4 4-44.2	0/0 1/0	4-29 9-60	5-11 5-13	29:13 30:47
Alabama at Auburn	26 21	17 15	3-13-1 9-5-1	35-73-1 32-151-1	21-32-0 15-27-1	218 181	2 2	67-291 59-332	5-45.2 8-40.0	1/0 2/1	4-26 8-68	5-14 4-12	33:47 26:13

Miscellaneous Statistics

Average Time of Possession (by Quarter)

	1	2	3	4	Total
AUBURN	7:25	6:37	6:56	7:16	28:15
Opponent	7:34	8:22	8:03	7:43	31:44

Third Down Conversions (by Quarter)

	1	2	3	4	Total
AUBURN	18 of 44	16 of 43	15 of 37	18 of 40	67 of 164
Pct.	40.9	37.2	40.5	45.0	40.9
Opponents	11 of 37	12 of 45	13 of 43	21 of 44	57 of 169
Pct.	29.7	26.7	30.2	47.7	33.7

Third Down Conversions (by Yardage)

	1-3	4-6	7-10	11+	Total
AUBURN	33 of 48	16 of 40	15 of 47	3 of 29	67 of 164
Pct.	68.8	40.0	31.9	10.3	40.9
Opponents	21 of 42	12 of 32	18 of 64	6 of 31	57 of 169
Pct.	50.0	37.5	28.1	19.4	33.7

Turnovers

Takeaways — 19, Giveaways — 19
Difference — Even
Points Off TOs — AU 55, Opp. 64
Points Off TOs/Game — AU 4.6, Opp. 5.3

Kickoffs

Kickoffs — 74
Byrum — 7 KO, 1 TB, 0 OB
Hull — 67 KO, 4 TB, 5 OB
Touchbacks — 5
Out of Bounds — 5
Opp. Returns — 64 for 1508 yards (23.6)
On-side kicks — 1-for-1

Red Zone

AU Scores/Times in Red Zone: 34/36 (.944)
AU TDs/Times in Red Zone: 26/36 (.722)
Scores (34): 26 TD, 8 FG
Non-Scores (2): 2 Fumbles
Opp. Scores/Times in Red Zone: 41/43 (.953)
Opp. TDs/Times in Red Zone: 29/43 (.674)
Scores (41): 29 TD, 12 FG
Non-Scores (2): INT, Fumble



Game-By-Game Stats



Rushing

<u>No.-Yds. TD</u>	<u>#18 Burns</u>	<u>#27 Fannin</u>	<u>#23 McCalebb</u>	<u>#32 Smith</u>	<u>#44 Tate</u>	<u>#12 Todd</u>
LOUISIANA TECH	8-23, 1	0-0, 0	22-148, 1	DNP	20-117, 0	1-3, 0
MISSISSIPPI STATE	9-32, 3	9-75, 0	16-114, 1	3-8, 0	20-157, 1	1-6, 0
WEST VIRGINIA	7-10, 0	1-0, 0	8-20, 0	0-0, 0	19-75, 0	5-(-14), 0
BALL STATE	1-2, 0	0-0, 0	8-83, 1	7-47, 0	13-63, 0	1-2, 0
at Tennessee	5-16, 0	1-32, 0	31-51, 0	0-0, 0	25-128, 1	3-(-13), 0
at Arkansas	2-7, 0	0-0, 0	6-23, 1	0-0, 0	22-184, 2	4-(-32), 0
KENTUCKY	6-37, 0	2-(-1), 0	7-22, 0	0-0, 0	31-132, 1	2-15, 0
at LSU	6-17, 0	6-56, 0	3-3, 0	0-0, 0	18-67, 0	7-(-24), 0
OLE MISS	2-2, 0	6-35, 0	DNP	0-0, 0	25-144, 1	5-(-27), 0
FURMAN	0-0, 0	6-60, 0	DNP	10-44, 1	12-75, 2	2-8, 0
at Georgia	3-10, 0	0-0, 0	11-60, 0	0-0, 0	20-67, 0	4-(-22), 0
ALABAMA	2-5, 0	1-14, 0	5-23, 0	0-0, 0	18-45, 0	5-(-3), 0

Receiving

<u>No.-Yds. TD</u>	<u>#89 Adams</u>	<u>#18 Burns</u>	<u>#27 Fannin</u>	<u>#13 Hawthorne</u>	<u>#82 Wisner</u>	<u>#81 Zachery</u>
LOUISIANA TECH	4-65, 1	0-0, 0	8-82, 0	DNP	0-0, 0	3-98, 1
MISSISSIPPI STATE	5-116, 0	1-2, 0	1-3, 0	DNP	1-24, 0	2-41, 0
WEST VIRGINIA	6-80, 3	1-8, 0	1-82, 1	0-0, 0	1-16, 0	1-15, 0
BALL STATE	5-73, 1	0-0, 0	3-55, 1	0-0, 0	0-0, 0	5-122, 2
at Tennessee	2-29, 0	0-0, 0	6-25, 0	0-0, 0	1-16, 0	2-28, 1
at Arkansas	3-24, 0	0-0, 0	2-(-1), 0	0-0, 0	0-0, 0	2-25, 0
KENTUCKY	3-57, 0	0-0, 0	2-9, 0	0-0, 0	0-0, 0	4-24, 0
at LSU	0-0, 0	0-0, 0	1-0, 0	0-0, 0	0-0, 0	1-1, 0
OLE MISS	4-68, 1	1-8, 0	3-35, 0	0-0, 0	0-0, 0	2-83, 0
FURMAN	6-115, 3	0-0, 0	2-38, 1	1-3, 0	0-0, 0	0-0, 0
at Georgia	6-90, 0	1-5, 1	6-55, 0	0-0, 0	0-0, 0	1-31, 1
ALABAMA	4-138, 1	0-0, 0	4-20, 0	0-0, 0	0-0, 0	1-(-2), 0

<u>No.-Yds. TD</u>	<u>#43 Lutzenkirchen</u>	<u>#5 Trott</u>	<u>#23 McCalebb</u>	<u>#32 Smith</u>	<u>#44 Tate</u>
LOUISIANA TECH	0-0, 0	0-0, 0	0-0, 0	DNP	2-10, 0
MISSISSIPPI STATE	1-13, 1	0-0, 0	0-0, 0	0-0, 0	0-0, 0
WEST VIRGINIA	0-0, 0	2-20, 0	0-0, 0	4-74, 0	1-5, 0
BALL STATE	1-14, 0	1-6, 1	1-(-3), 0	0-0, 0	3-18, 0
at Tennessee	0-0, 0	1-13, 0	3-62, 0	3-45, 0	2-17, 0
at Arkansas	0-0, 0	3-16, 0	0-0, 0	1-21, 0	3-16, 0
KENTUCKY	0-0, 0	0-0, 0	1-2, 0	1-3, 0	0-0, 0
at LSU	2-18, 1	1-15, 0	0-0, 0	3-31, 0	2-0, 0
OLE MISS	0-0, 0	1-14, 1	DNP	1-17, 0	1-1, 0
FURMAN	1-21, 0	1-26, 0	DNP	4-34, 0	0-0, 0
at Georgia	0-0, 0	1-34, 0	1-(-3), 0	0-0, 0	2-21, 0
ALABAMA	0-0, 0	0-0, 0	0-0, 0	1-1, 1	4-17, 0

Passing

<u>C-A-Yds-Int. TD</u>	<u>#18 Burns</u>	<u>#12 Todd</u>
LOUISIANA TECH	0-1-0-0, 0	17-26-255-0, 2
MISSISSIPPI STATE	1-1-13-0, 1	10-23-186-0, 0
WEST VIRGINIA	1-2-16-0, 0	16-31-284-1, 4
BALL STATE	0-0-0-0, 0	19-26-287-0, 5
at Tennessee	1-3-17-0, 0	19-32-218-0, 1
at Arkansas	0-1-0-0, 0	15-28-133-0, 0
KENTUCKY	1-1-15-0, 0	10-24-80-1, 0
at LSU	0-1-0-0, 0	8-14-47-1, 0
OLE MISS	1-2-14-0, 1	12-22-212-0, 1
FURMAN	0-0-0-0, 0	17-18-256-0, 4
at Georgia	0-0-0-0, 0	20-28-238-2, 2
ALABAMA	0-1-0-0, 0	15-25-181-1, 2

Field Goals

<u>Made. (Missed)</u>	<u>#18 Byrum</u>
LOUISIANA TECH	25, 49, 47
MISSISSIPPI STATE	--
WEST VIRGINIA	46, 42
BALL STATE	32
at Tennessee	29, 43, (46), 19, 22
at Arkansas	37
KENTUCKY	--
at LSU	24
OLE MISS	36
FURMAN	--
at Georgia	37
ALABAMA	--

Punting

<u>No.-Avg. In 20</u>	<u>#97 Durst</u>
LOUISIANA TECH	2-41.0, 1
MISSISSIPPI STATE	4-36.0, 2
WEST VIRGINIA	5-44.0, 1
BALL STATE	2-43.5, 0
at Tennessee	5-43.6, 2
at Arkansas	7-39.0, 0
KENTUCKY	7-35.7, 1
at LSU	7-39.7, 3
OLE MISS	6-42.0, 2
FURMAN	2-45.5, 1
at Georgia	3-48.0, 3
ALABAMA	8-40.0, 2



Game-By-Game Stats



Defensive Linemen

<u>Solo+Ast=Total</u>	<u>#93 Blanc</u>	<u>#45 Carter</u>	<u>#52 Coleman</u>	<u>#90 Fairley</u>	<u>#49 Goggans</u>	<u>#91 Ricks</u>
LOUISIANA TECH	1+1=2	DNP	4+3=7	2+3=5	1+1=2	3+3=6
MISSISSIPPI STATE	1+3=4	DNP	0+3=3	0+0=0	1+3=4	0+1=1
WEST VIRGINIA	2+0=2	DNP	3+3=6	1+2=3	2+1=3	1+1=2
BALL STATE	0+1=1	2+1=3	1+2=3	1+0=1	2+2=4	2+1=3
at Tennessee	1+0=0	1+0=1	0+0=0	0+1=1	1+1=2	0+1=1
at Arkansas	4+0=4	1+0=1	0+0=0	1+2=3	0+2=2	1+0=1
KENTUCKY	0+4=4	1+4=5	2+3=5	1+0=1	1+0=1	2+1=3
at LSU	0+7=7	3+1=4	1+5=6	0+1=1	0+2=2	1+3=4
OLE MISS	2+2=4	1+1=2	4+1=5	0+1=1	0+0=0	2+2=4
FURMAN	0+0=0	0+2=2	1+1=2	0+1=1	1+0=1	0+0=0
at Georgia	0+9=9	2+2=4	2+2=4	2+0=2	0+0=0	2+6=8
ALABAMA	2+3=5	2+3=5	2+2=4	1+3=4	1+0=1	0+1=1

Linebackers

<u>Solo+Ast=Total</u>	<u>#17 Bynes</u>	<u>#35 Evans</u>	<u>#21 Freeman</u>	<u>#58 Gaston</u>	<u>#31 Herring</u>	<u>#46 Stevens</u>
LOUISIANA TECH	5+3=8	0+1=1	DNP	1+0=1	2+0=2	6+2=8
MISSISSIPPI STATE	2+6=8	0+1=1	2+4=6	1+0=1	1+3=4	4+3=7
WEST VIRGINIA	10+2=12	DNP	1+0=1	0+1=1	1+0=1	8+3=11
BALL STATE	5+1=6	2+0=2	0+0=0	1+5=6	0+0=0	4+2=6
at Tennessee	5+4=9	2+0=2	0+0=0	DNP	0+0=0	5+6=11
at Arkansas	5+3=8	2+0=2	DNP	DNP	2+0=2	9+3=12
KENTUCKY	6+3=9	0+1=1	0+0=0	DNP	1+2=3	3+4=7
at LSU	3+4=7	0+1=1	5+7=12	DNP	DNP	4+3=7
OLE MISS	4+2=6	1+0=1	6+3=9	DNP	0+0=0	5+3=8
FURMAN	1+3=4	5+0=5	0+0=0	DNP	DNP	2+0=2
at Georgia	3+4=7	2+2=4	0+2=2	DNP	DNP	1+3=4
ALABAMA	7+3=10	8+0=8	DNP	DNP	DNP	3+3=6

Defensive Backs

<u>Solo+Ast=Total</u>	<u>#25 Bates</u>	<u>#4 Etheridge</u>	<u>#6 McFadden</u>	<u>#11 Slade</u>	<u>#15 Thorpe</u>	<u>#14 Washington</u>
LOUISIANA TECH	1+2=3	6+2=8	1+1=2	1+2=3	3+0=3	1+1=2
MISSISSIPPI STATE	0+3=3	6+2=8	4+0=4	0+1=1	5+2=7	0+2=2
WEST VIRGINIA	4+0=4	2+1=3	5+0=5	0+0=0	5+2=7	3+2=5
BALL STATE	5+2=7	1+2=3	2+1=3	DNP	5+1=6	2+0=2
at Tennessee	6+1=7	5+1=6	1+4=5	0+0=0	3+4=7	2+2=4
at Arkansas	5+1=6	7+0=7	1+1=2	2+0=2	8+3=11	1+1=2
KENTUCKY	6+2=8	5+2=7	3+0=3	1+1=2	3+1=4	2+0=2
at LSU	0+4=4	3+4=7	2+0=2	0+0=0	2+6=8	2+0=2
OLE MISS	5+4=9	1+2=3	4+1=5	2+1=3	2+0=2	0+1=1
FURMAN	2+0=2	DNP	1+0=1	2+0=2	1+1=2	3+0=3
at Georgia	1+2=3	DNP	2+1=3	0+0=0	1+4=5	1+3=4
ALABAMA	5+2=7	DNP	2+0=2	0+0=0	7+1=8	2+1=3

Others

<u>Solo+Ast=Total</u>	<u>#22 Bell</u>	<u>#98 Clayton</u>	<u>#20 Cole</u>	<u>#95 Ford</u>
LOUISIANA TECH	1+0=1	DNP	1+1=2	0+1=1
MISSISSIPPI STATE	1+0=1	1+2=3	0+0=0	1+0=1
WEST VIRGINIA	1+0=1	1+0=1	DNP	0+0=0
BALL STATE	1+0=1	1+1=2	DNP	1+3=4
at Tennessee	0+0=0	DNP	DNP	0+0=0
at Arkansas	2+0=2	DNP	DNP	1+1=2
KENTUCKY	0+0=0	DNP	DNP	0+0=0
at LSU	0+0=0	0+0=0	DNP	0+0=0
OLE MISS	0+0=0	DNP	DNP	0+0=0
FURMAN	0+0=0	DNP	DNP	3+1=4
at Georgia	2+0=2	0+0=0	DNP	0+0=0
ALABAMA	0+1=1	0+1=1	0+0=0	0+0=0



2009 Player Participation



Player	Pos.	2009 Games Played	2009 Starts	Career Games Played	Career Starts	Consec. Career Starts
Darvin Adams	WR	12	8	22	8	2
Gabe Barrett	DB	3	-	3	-	-
Daren Bates	DB	12	12	12	12	12
T'Sharvan Bell	DB	12	-	12	-	-
DeAngelo Benton	WR	11	-	11	-	-
Mike Berry	OL	12	12	30	20	17
Emory Blake	WR	10	1	10	1	-
Mike Blanc	DL	12	11	36	17	11
Jorell Bostrom	OL	11	-	11	-	-
Kodi Burns	QB	12	5	31	13	-
Josh Bynes	LB	12	12	29	20	20
Wes Byrum	K	12	-	36	-	-
Quindarius Carr	WR	12	1	24	1	1
Antoine Carter	DE	9	6	32	7	6
Neil Caudle	QB	5	-	8	-	-
Wade Christopher	LB	6	-	8	-	-
Zach Clayton	DT	6	-	27	1	-
Drew Cole	DB	3	-	14	-	-
Antonio Coleman	DE	12	12	49	30	14
Jared Cooper	OL	12	-	18	-	-
Clayton Crofoot	H	12	-	24	-	-
John Cubelic	WR	1	-	2	-	-
John Douglas	RB	12	-	15	1	-
Watson Downs	LB	3	-	3	-	-
Clinton Durst	P	12	-	23	-	-
Bart Eddins	OL	11	1	26	1	-
Zac Etheridge	SS	9	9	36	33	-
Jonathan Evans	LB	12	1	12	1	1
Nick Fairley	DL	12	1	12	1	-
Mario Fannin	RB	12	7	40	12	1
Dee Ford	DE	12	-	12	-	-
Eltoro Freeman	LB	9	7	9	7	-
Harris Gaston	LB	4	-	4	-	-
Stephen Gibbons	OL	1	-	1	-	-
Michael Goggans	DE	12	6	37	18	-
A.J. Greene	OL	2	-	3	-	-
Anthony Gulley	WR	10	-	10	-	-
Josh Harris	DS	12	-	12	-	-
Tim Hawthorne	WR	10	1	35	5	-
Adam Herring	LB	8	4	19	4	-
Robert Hill	DE	2	-	2	-	-
D'Antoine Hood	DB	9	-	21	1	-
Davis Hooper	RB	3	-	3	-	-
Morgan Hull	K	12	-	21	-	-
Chris Humphries	DL	10	-	10	-	-
Byron Isom	OL	10	10	22	17	7
Joe Jones	DL	1	-	1	-	-
Jason King	RB	10	-	10	-	-
Philip Lutzenkirchen	TE	12	1	12	1	-
Derrick Lykes	DL	12	-	12	-	-
Andrew McCain	OL	12	12	39	12	12
Onterio McCalebb	RB	10	2	10	2	-
Walter McFadden	DB	12	12	48	24	24
Gabe McKenzie	TE	12	-	50	1	-
Mike McNeil	DB	-	-	25	12	-
Ikeem Means	DB	11	-	11	-	-
Andrew Parmer	OL	2	-	2	-	-
Woody Parramore	DB	1	-	1	-	-
Philip Pierre-Louis	WR	6	-	7	-	-
Blake Poole	DB	1	-	1	-	-
Ryan Pugh	OL	12	12	32	31	27
Spencer Pybus	LB	-	-	12	-	-

Player	Pos.	2009 Games Played	2009 Starts	Career Games Played	Career Starts	Consec. Career Starts
Ashton Richardson	LB	12	-	12	-	-
Jake Ricks	DT	12	12	43	12	12
Darrell Roseman	OL	4	-	4	-	-
Aairon Savage	FS	-	-	19	15	-
Ryan Shoemaker	P	-	-	13	-	-
Mike Slade	DB	11	-	23	-	-
Eric Smith	RB	11	7	23	7	-
Vance Smith	OL	2	-	14	2	-
Travante Stallworth	WR	10	-	10	-	-
Craig Stevens	LB	12	12	37	32	25
John Sullen	OL	12	1	12	1	-
Ben Tate	RB	12	9	46	18	2
Neiko Thorpe	DB	12	12	23	13	12
Chris Todd	QB	12	12	19	17	12
Jamar Travis	DL	9	-	9	-	-
Tommy Trott	TE	12	9	51	31	-
Demond Washington	DB	12	3	12	3	3
Derek Winter	WR	12	-	20	-	-
Jay Wisner	WR	12	2	12	2	-
Bailey Woods	TE	10	-	10	-	-
Terrell Zachery	WR	12	7	25	7	1
Lee Ziemba	OT	12	12	37	37	37

Top Ten Career Games Played (Active)

1. Tommy Trott	51
2. Gabe McKenzie	50
3. Antonio Coleman	49
4. Walter McFadden	48
5. Ben Tate	46
6. Jake Ricks	43
7. Mario Fannin	40
8. Andrew McCain	39
9. Michael Goggans	37
Craig Stevens	37
Lee Ziemba	37

Top Ten Career Games Started (Active)

1. Lee Ziemba	37
2. Zac Etheridge	33
3. Craig Stevens	32
4. Ryan Pugh	31
Tommy Trott	31
6. Antonio Coleman	30
7. Walter McFadden	24
8. Mike Berry	20
Josh Bynes	20
10. Michael Goggans	18
Ben Tate	18

Top Five Consecutive Starts (Active)

1. Lee Ziemba	37
2. Ryan Pugh	27
3. Craig Stevens	25
4. Walter McFadden	24
5. Josh Bynes	20



2009 Superlatives



Auburn Team Superlatives

Points Scored	63	vs. Furman (11/7)
Low	10	at LSU (10/24)
First Downs	30	vs. Furman (11/7)
Low	15	three times
		last vs. Alabama (11/27)
Rushing Plays	59	vs. Mississippi State (9/12)
Low	32	vs. Alabama (11/27)
Net Rushing Yards	390	vs. Mississippi State (9/12)
Low	100	vs. West Virginia (9/19)
Passes Attempted	35	at Tennessee (10/3)
Low	20	at LSU (10/24)
Passes Completed	27	vs. Furman (11/7)
Low	11	three times
		last at LSU (10/24)
Had Intercepted	2	at Georgia (11/14)
Low	0	six times
		last vs. Furman (11/7)
Net Passing Yards	373	vs. Furman (11/7)
Low	81	at LSU (10/24)
Total Offensive Plays	83	vs. Mississippi State (9/12)
		at Tennessee (10/3)
Low	59	vs. Alabama (11/27)
Total Net Offense	655	vs. Furman (11/7)
Low	193	at LSU (10/24)
Fumbles	4	at Arkansas (10/10)
Low	0	vs. Kentucky (10/17)
Fumbles Lost	3	at Arkansas (10/10)
Low	0	five times
		last at Georgia (11/14)
Penalties	10	vs. Kentucky (10/17)
Low	3	at Tennessee (10/3)
Penalty Yards	87	vs. Louisiana Tech (9/5)
Low	35	at Tennessee (10/3)

Auburn Individual Superlatives

Rushing Attempts	31	by Ben Tate vs. Kentucky (10/17)
Net Rushing Yards	184	by Ben Tate at Arkansas (10/10)
Rushing TDs	3	by Kodi Burns vs. Mississippi St. (9/12)
Pass Attempts	32	by Chris Todd at Tennessee (10/3)
Pass Completions	20	by Chris Todd at Georgia (11/14)
Had Intercepted	2	by Chris Todd at Georgia (11/14)
Net Passing Yards	287	by Chris Todd vs. Ball State (9/26)
Passing TDs	5	by Chris Todd vs. Ball State (9/26)
Receptions	8	by Mario Fannin vs. La Tech (9/5)
Receiving Yards	138	by Darvin Adams vs. Alabama (11/27)
TD Receptions	3	by Darvin Adams vs. W. Virginia (9/19)
		by Darvin Adams vs. Furman (11/7)
Punts	8	by Clinton Durst vs. Alabama (11/27)
Punt Average	48.0	by Clinton Durst at Georgia (11/14)
Punts Inside 20	3	by Clinton Durst at LSU (10/24)
		by Clinton Durst at Georgia (11/14)
Punt Returns	5	by Philip Pierre-Louis vs. Furman (11/7)
Punt Return Yards	27	by Demond Washington at Georgia (11/14)
Kickoff Returns	5	by Demond Washington at Georgia (11/14)
Kickoff Return Yards	202	by Demond Washington at Georgia (11/14)
FG Attempts	5	by Wes Byrum at Tennessee (10/3)
FG Made	4	by Wes Byrum at Tennessee (10/3)
Interceptions	2	by Walter McFadden vs. Ole Miss (10/31)
Interception Yards	58	by Walter McFadden vs. Ole Miss (10/31)

Auburn Individual Long Plays

Rushing	67	by Terrell Zachery vs. Alabama (11/27)
Passing	93	by Chris Todd vs. La Tech (9/5)
Receiving	93	by Terrell Zachery vs. La Tech (9/5)
Field Goal	49	by Wes Byrum vs. La Tech (9/5)
Punt	58	by Clinton Durst at LSU (10/24)
Punt Return	19	by Demond Washington at Georgia (11/14)
Kickoff Return	99	by Demond Washington at Georgia (11/14)
Interception Return	29	by Walter McFadden vs. Ole Miss (10/31)

Opponent Team Superlatives

Points Scored	44	by Arkansas (10/10)
Low	13	by Louisiana Tech (9/5)
First Downs	28	by Arkansas (10/10)
Low	14	by Mississippi State (9/12)
Rushing Plays	49	by Kentucky (10/17)
Low	29	by Tennessee (10/3)
Net Rushing Yards	282	by Kentucky (10/17)
Low	73	by Alabama (11/27)
Passes Attempted	44	by Tennessee (10/3)
Low	17	by Georgia (11/14)
Passes Completed	24	by West Virginia (9/19)
		by Arkansas (10/10)
Low	9	by Kentucky (10/17)
		by Georgia (11/14)
Had Intercepted	5	by West Virginia (9/19)
Low	0	six times
		last by Alabama (11/27)
Net Passing Yards	302	by West Virginia (9/19)
Low	75	by Kentucky (10/17)
Total Offensive Plays	82	by Arkansas (10/10)
Low	55	by Georgia (11/14)
Total Net Offense	509	by West Virginia (9/19)
Low	245	by Louisiana Tech (9/5)
Fumbles	3	by Louisiana Tech (9/5)
		by Ole Miss (10/31)
Low	0	three times
		last by Georgia (11/14)
Fumbles Lost	2	by Ball State (9/26)
Low	0	six times
		last by Alabama (11/27)
Penalties	10	by Mississippi State (9/12)
Low	0	by Kentucky (10/17)
Penalty Yards	89	by Mississippi State (9/12)
Low	0	by Kentucky (10/17)

Opponent Individual Superlatives

Rushing Attempts	22	by Dexter McCluster of Ole Miss (10/31)
Net Rushing Yards	186	by Dexter McCluster of Ole Miss (10/31)
Rushing TDs	3	by Noel Devine of West Virginia (9/19)
Pass Attempts	43	by Jonathan Crompton of Tennessee (10/3)
Pass Completions	24	by Ryan Mallett of Arkansas (10/10)
Had Intercepted	4	by Jarrett Brown of West Virginia (9/19)
Net Passing Yards	274	by Ryan Mallett of Arkansas (10/10)
Passing TDs	2	four times
		last by Greg McElroy of Alabama (11/27)
Receptions	12	by Jock Sanders of West Virginia (9/19)
Receiving Yards	115	by Jock Sanders of West Virginia (9/19)
TD Receptions	1	15 times
Punts	8	by Chad Cunningham of Tennessee (10/3)
		by Trent Hawk of Furman (11/7)
Punt Average	49.5	by Scott Kozlowski of West Virginia (9/19)
Punts Inside 20	4	by Chad Cunningham of Tennessee (10/3)
		by Ryan Tydlacka of Kentucky (10/17)
Punt Returns	3	by Marshay Green of Ole Miss (10/31)
Punt Return Yards	67	by Javier Arenas of Alabama (11/27)
Kickoff Returns	9	by R.J. Webb of Furman (11/7)
Kickoff Return Yards	195	by R.J. Webb of Furman (11/7)
FG Attempts	3	three times
		last by Leigh Tiffin of Alabama (11/27)
FG Made	3	by Ian McGarvey of Ball State (9/26)
Interceptions	1	seven times
Interception Yards	21	by Jason Pinkston of Ball State (9/26)
		by Reshad Jones of Georgia (11/14)

Opponent Individual Long Plays

Rushing	79	by Dexter McCluster of Ole Miss (10/31)
Passing	58	by Jarrett Brown of West Virginia (9/19)
Receiving	58	by Brad Starks of West Virginia (9/19)
Field Goal	51	by Blair Walsh of Georgia (11/14)
Punt	60	by Trent Hawk of Furman (11/7)
Punt Return	56	by Javier Arenas of Alabama (11/27)
Kickoff Return	82	by Jesse Grandy of Ole Miss (10/31)
Interception Return	21	by Jason Pinkston of Ball State (9/26)
		by Reshad Jones of Georgia (11/14)



Plays Of 20+ Yards



Yards	Type	Player(s)	Opponent	Qtr.
93 (TD)	pass	Terrell Zachery from Chris Todd	Louisiana Tech	3rd
82 (TD)	pass	Mario Fannin from Chris Todd	West Virginia	3rd
72 (TD)	pass	Darvin Adams from Chris Todd	Alabama	3rd
67 (TD)	run	Terrell Zachery	Alabama	1st
65 (TD)	pass	Terrell Zachery from Chris Todd	Ball State	2nd
62	run	Onterio McCalebb	Ball State	2nd
60 (TD)	run	Ben Tate	Arkansas	3rd
60	run	Terrell Zachery	Arkansas	3rd
53 (TD)	run	Ben Tate	Ole Miss	3rd
52 (TD)	run	Neil Caudle	Ball State	4th
50 (TD)	run	Anthony Gulley	Furman	4th
48 (TD)	run	Onterio McCalebb	Mississippi State	2nd
46 (TD)	pass	Terrell Zachery from Chris Todd	Ball State	2nd
42	pass	Terrell Zachery from Chris Todd	Ole Miss	2nd
41	pass	Terrell Zachery from Chris Todd	Ole Miss	3rd
41 (TD)	pass	Darvin Adams from Chris Todd	Furman	2nd
37	pass	Eric Smith from Chris Todd	West Virginia	2nd
37	pass	Darvin Adams from Chris Todd	Kentucky	4th
36 (TD)	pass	Mario Fannin from Chris Todd	Ball State	3rd
35 (TD)	run	Ben Tate	Mississippi State	3rd
34	pass	Tommy Trott from Chris Todd	Georgia	3rd
33	pass	Terrell Zachery from Chris Todd	Mississippi State	4th
32	run	Mario Fannin	Tennessee	3rd
32	pass	Quindarius Carr from Chris Todd	Arkansas	3rd
31 (TD)	pass	Terrell Zachery from Chris Todd	Georgia	1st
30	pass	Darvin Adams from Chris Todd	Mississippi State	1st
30	run	Mario Fannin	Furman	2nd
28	pass	Darvin Adams from Chris Todd	Louisiana Tech	4th
28	pass	Darvin Adams from Chris Todd	Mississippi State	2nd
28	pass	Eric Smith from Chris Todd	West Virginia	1st
28	run	Ben Tate	Arkansas	3rd
28 (TD)	pass	Darvin Adams from Chris Todd	Ole Miss	2nd
27	pass	Darvin Adams from Chris Todd	Alabama	2nd
26	pass	Mario Fannin from Chris Todd	Louisiana Tech	1st
26 (TD)	pass	Darvin Adams from Chris Todd	Ball State	3rd
26	pass	Tommy Trott from Chris Todd	Furman	1st
26	pass	DeAngelo Benton from Chris Todd	Furman	2nd
24	pass	Jay Wisner from Chris Todd	Mississippi State	3rd
24	pass	Onterio McCalebb from Chris Todd	Tennessee	1st
24 (TD)	pass	Mario Fannin from Chris Todd	Furman	1st
24	pass	Mario Fannin from Chris Todd	Georgia	2nd
23	run	Mario Fannin	Mississippi State	1st
23 (TD)	pass	Darvin Adams from Chris Todd	Furman	2nd
22	pass	Onterio McCalebb from Chris Todd	Tennessee	2nd
22	pass	DeAngelo Benton from Neil Caudle	Furman	3rd
22	pass	Mario Fannin from Chris Todd	Georgia	1st
22	pass	Darvin Adams from Chris Todd	Alabama	1st
21	pass	Darvin Adams from Chris Todd	Mississippi State	2nd
21	run	Ben Tate	Mississippi State	3rd
21	pass	Eric Smith from Chris Todd	Arkansas	2nd
21	run	Ben Tate	Arkansas	3rd
21	run	Mario Fannin	Ole Miss	4th
21	pass	Darvin Adams from Chris Todd	Furman	1st
21	pass	Philip Lutzenkirchen from Neil Caudle	Furman	4th
20	pass	Mario Fannin from Chris Todd	Louisiana Tech	2nd
20	pass	Darvin Adams from Chris Todd	Mississippi State	2nd
20	run	Ben Tate	Tennessee	2nd
20	pass	Darvin Adams from Chris Todd	Tennessee	4th
20	pass	Darvin Adams from Chris Todd	Furman	1st
20	pass	Darvin Adams from Chris Todd	Georgia	4th
20	run	Onterio McCalebb	Georgia	4th

Play Breakdown

BY PLAY

Pass.....	43
Run	18

BY GAME

Louisiana Tech	4
Mississippi State	10
West Virginia	3
Ball State	6
at Tennessee	5
at Arkansas	6
Kentucky	1
at LSU	0
Ole Miss	5
Furman	11
at Georgia	6
Alabama	4

BY QUARTER

1st	13
2nd.....	20
3rd	18
4th	10

RUSHING

Ben Tate	7
Mario Fannin	4
Onterio McCalebb	3
Terrell Zachery.....	2
Neil Caudle	1
Anthony Gulley	1

PASSING

Chris Todd	41
Neil Caudle	2

RECEIVING

Darvin Adams	17
Terrell Zachery.....	7
Mario Fannin	7
Eric Smith	3
DeAngelo Benton	2
Onterio McCalebb	2
Tommy Trott.....	2
Quindarius Carr.....	1
Philip Lutzenkirchen	1
Jay Wisner.....	1



The Last Time



An Auburn Team

Had 35 First Downs... vs. Western Carolina, 2002 (37)
Had 30 First Downs... vs. Furman, 2009 (30)
Had 400 yards rushing... vs. Mississippi State, 2003 (405)
Had 300 yards rushing... vs. Mississippi State, 2009 (390)
Had 300 yards rushing in consecutive games... vs. Louisiana Tech (301); vs. Mississippi State (390), 2009
Had 50 or more rushing attempts... vs. Louisiana Tech, 2009 (52)
Had six or more rushing TDs... at Kentucky, 2005 (6)
Had five or more rushing TDs... vs. Furman, 2009 (5)
Had four or more rushing TDs... vs. Furman, 2009 (5)
Had 350 or more yards passing... vs. Furman, 2009 (373)
Had 300 or more yards passing... vs. Furman, 2009 (373)
Had 50 or more pass attempts... vs. Mississippi State, 1997 (54)
Had 30 or more pass completions... vs. Arkansas, 1995 (34)
Had five TDs passing... vs. Ball State, 2009 (5)
Had four TDs passing... vs. Furman, 2009 (4)
Had three TDs passing... vs. Furman, 2009 (4)
Had 500 or more yards total offense... vs. Furman, 2009 (655)
Had 500 or more yards total offense in consecutive games... vs. Louisiana Tech (556), vs. Mississippi State, 2009 (589)
Had 80 or more total plays... at Tennessee, 2009 (83)
Scored 70 or more points... vs. Louisiana-Monroe, 2003 (73)
Scored 60 or more points... vs. Furman, 2009 (63)
Scored 50 or more points... vs. Furman, 2009 (63)
Scored 40 or more points... vs. Furman, 2009 (63)
Scored 40 or more points in three consecutive games... vs. Mississippi State (49), vs. West Virginia (41), vs. Ball State (54), 2009
Had five or more fumbles... vs. Southern Miss (5), 2008
Did not commit a turnover... at Tennessee, 2009
Had 200-yard rusher and 100-yard receiver in a game... vs. Syracuse, 2002 (Carnell Williams [202 rush] and Marcel Willis [113 receiving])
Had 150-yard rusher and 150-yard receiver in a game... at Arkansas, 2001 (Carnell Williams [177 rush] and Tim Carter [156 receiving])
Had 100-yard receiver and 100-yard rusher in a game... vs. Mississippi State, 2009 (Ben Tate [157 rush], Onterio McCalebb [114 rush], Darvin Adams [116 rec])
Had two 100-yard rushers in a game... vs. Mississippi State, 2009 (Ben Tate [157] and Onterio McCalebb [114])
Had two 150-yard rushers in a game... vs. Mississippi State, 2003 (Brandon Jacobs [182] and Carnell Williams [164])
Had three 100-yard rushers in a game ... vs. Maryland, 1983 (Tommie Agee [219], Lionel James [115] and Bo Jackson [105])
Had two 100-yard receivers in a game... vs. LSU, 1999 (Ronney Daniels [120] and Markeith Cooper [105])
Had a 60-yard run and a 60-yard pass in a game ... vs. Alabama, 2009 (Terrell Zachery 67 rush, Chris Todd to Darvin Adams 72 pass)
Had three players with 2 rushing TDs... vs. Louisiana-Monroe, 2003 (Carnell Williams [2], Brandon Jacobs [2], Tre Smith [2])
Had two players with seven or more catches in a game ... Courtney Taylor vs. Alabama, 2003 (7), Silas Daniels vs. Alabama, 2003 (7)
Scored a touchdown on offense, defense and special teams... vs. Louisiana-Monroe, 2008 (2 offense [1 pass, 1 rush], 1 defense [fumble return], 1 special team [punt return])
Scored on the first offensive play ... vs. Alabama, 2003 (Carnell Williams, 80 yard run)
Returned a punt for a TD... vs. Louisiana-Monroe, 2008 (Robert Dunn) [66 yards]
Returned a kickoff for a TD... at Georgia, 2009 (Demond Washington) [99 yards]
Returned opening kickoff for a TD... vs. Tennessee-Martin, 2008 (Tristan Davis) [95 yards]
Returned three Interceptions for TDs... vs. LSU, 1994 (Ken Alvis, Fred Smith, Brian Robinson)
Returned two Interceptions for TDs... vs. LSU, 1994 (Ken Alvis, Fred Smith, Brian Robinson)
Returned an Interception for a TD... vs. Ole Miss, 2009 (Walt McFadden) [29]
Returned two fumbles for TDs... vs. Vanderbilt, 2002 (Spencer Johnson, Karlos Dansby)
Returned a fumble for a TD... vs. Tennessee, 2008 (Jake Ricks) [0]
Blocked a punt ... vs. Florida, 2006 (Jerraud Powers)
Blocked two punts... vs. La-Monroe, 2003 (3 - Justin Fetsko [2], Donnay Young)
Blocked three punts ... vs. La-Monroe, 2003 (3 - Justin Fetsko [2], Donnay Young)
Returned a blocked punt for a TD... vs. Florida, 2006 (Tre Smith)
Blocked a field goal ... vs. Kentucky, 2009 (Jake Ricks)
Returned a blocked field goal for a TD... vs. Kentucky, 2009 (Neiko Thorpe) [69]

Blocked two field goals in a game... at Georgia, 2001 (Alton Moore, 2)
Blocked a PAT attempt ... vs. Ole Miss, 2009 (Antonio Coleman)
Blocked two PAT attempt ... vs. LSU, 1998 (Charles Dorsey, 2)
Missed a kicking PAT... vs. Georgia, 2008 (mishandled snap)
Had a punt blocked... at Mississippi State, 2009 (Clinton Durst)
Had a field goal blocked... at Alabama, 2008 (Morgan Hull)
Had a successful on-side kick... vs. Alabama, 2009 (Wes Byrum/Wes Byrum)
Was held scoreless... at Alabama, 2008 (0-36)
Was held scoreless at Jordan-Hare Stadium... vs. Southern California, 2003 (0-23)
Held an opponent scoreless... vs. Louisiana-Monroe, 2008 (34-0)
Held an opponent scoreless at Jordan-Hare Stadium... vs. La-Monroe, 2008 (34-0)
Held an opponent to five or less first downs... vs. Ball State, 2001 (5)
Held an opponent to 10 or less first downs... vs. Tennessee, 2008 (9)
Intercepted five or more passes... vs. West Virginia, 2009 (5)
Intercepted four or more passes... vs. West Virginia, 2009 (5)
Held an opponent to 300 or less yards total offense... vs. Alabama, 2009 (291)
Held an opponent to 200 or less yards total offense... vs. Tennessee, 2008 (191)
Held an opponent to 150 or less yards total offense... at Mississippi State, 2008 (116)
Held an opponent to 100 or less yards total offense... vs. Ball State, 2001 (92)
Held an opponent to 100 or less yards rushing... vs. Alabama, 2009 (73)
Held an opponent to 50 or less yards rushing... vs. Tennessee-Martin, 2008 (38)
Held an opponent to negative yards rushing... vs. Florida, 2001 (-36)
Held an opponent to 100 or less yards passing... vs. Kentucky, 2009 (87)
Held an opponent without a touchdown... at Mississippi State, 2008
Scored a safety... vs. Ball State, 2009 (Josh Byrnes)
Scored on a fake field goal... vs. Vanderbilt, 2000 (Duval pass to Diamond)
Scored an offensive two-point conversion ... at Alabama, 2006 (Lee Guess pass from Carl Stewart)
Scored two or more offensive two-point conversions... vs. Florida, 2002 [2]
Scored a defensive two-point conversion... vs. Ole Miss, 2009 (Demond Washington)
Had 10 or more penalties... vs. Vanderbilt, 2007 (11)
Had 100 or more penalty yards... at Ole Miss, 2000 (112)
Had 35 minutes time of possession... at West Virginia, 2008 (35:19)
Was involved in a game that ended in a tie... vs. Georgia, 1994 (23-23)
Was involved in an overtime game... vs. Clemson [Chick-fil-A], 2007 (23-20 win)
Won a game without scoring an offensive touchdown ... at Miss. State, 2008 (3-2)

An Auburn Player

Rushed 40 times in a game... Carnell Williams vs. Syracuse, 2002 (40)
Rushed 35 times in a game... Kenny Irons at Georgia, 2005 (37)
Rushed 30 times in a game... Kenny Irons at Arkansas, 2005 (33)
Rushed for 200 yards in a game... Kenny Irons at LSU, 2005 (218)
Rushed for 150 yards in a game... Ben Tate at Arkansas, 2009 (184)
Rushed for 100 yards in a game... Ben Tate vs. Ole Miss, 2009 (144)
Quarterback rushed for 100 yards in a game... Kodi Burns vs. Tennessee-Martin, 2008 (158)
Rushed for 100 yards in five consecutive games... Kenny Irons vs. Alabama (103), at Georgia (179), at Kentucky (103), vs. Ole Miss (101), at LSU (218), 2005
Rushed for 100 yards in four consecutive games... Kenny Irons vs. Alabama (103), at Georgia (179), at Kentucky (103), vs. Ole Miss (101)
Rushed for 100 yards in three consecutive games... Ben Tate at Tennessee (128), at Arkansas (184), vs. Kentucky, (132), 2009
Rushed for 100 yards in consecutive games... Ben Tate at Arkansas (184), vs. Kentucky, (132), 2009
Rushed for 150 yards in three consecutive games... Carnell Williams vs. Tennessee (185), at Arkansas (150), vs. Mississippi State (164), 2003
Rushed for 150 yards in consecutive games... Kenny Irons at Arkansas (182), at LSU (218), 2005
Rushed for 4 or more TDs in a game... Carnell Williams vs. Mississippi State, 2003 (6)
Rushed for 3 or more TDs in a game... Kodi Burns vs. Mississippi State, 2009 (3)
Rushed for 2 or more TDs in four consecutive games... Carnell Williams vs. Western Carolina (2), vs. Vanderbilt (2), at Miss. State (2), vs. Syracuse (2), 2002
Rushed for 2 or more TDs in three consecutive games... Ronnie Brown at Florida (2), vs. LSU (2), at Ole Miss (3), 2002
Passed for 400 yards in a game... Ben Leard at Georgia, 1999 (416)
Passed for 300 yards in a game... Brandon Cox vs. Georgia Tech, 2005 (342)
Attempted 50 passes in a game... Dameyune Craig vs. Mississippi State, 1997 (54)



The Last Time



Attempted 40 passes in a game... Kodi Burns at Ole Miss, 2008 (43)
Threw five TDs in a game... Chris Todd vs. Ball State, 2009 (5)
Threw four TDs in a game... Chris Todd vs. Furman, 2009 (4)
Threw three TDs in a game... Chris Todd vs. Furman, 2009 (4)
Threw four TDs or more in consecutive games... Chris Todd vs. West Virginia (4), vs. Ball State (5), 2009
Had 400 yards total offense in a game... Jason Campbell vs. Tennessee, 2004 (431)
Had 300 yards total offense in a game... Kodi Burns at Ole Miss, 2008 (340)
Accounted for four or more TDs in a game... Chris Todd vs. Furman, 2009 (4)
Accounted for three or more TDs in a game... Chris Todd vs. Furman, 2009 (4); Darvin Adams vs. Furman, 2009 (3)
Caught 15 passes in a game... Willie Gosha vs. Arkansas, 1995 (17)
Caught 10 or more passes in a game... Ronney Daniels vs. Central Florida, 1999 (10)
Caught seven or more passes in a game... Mario Fannin vs. Louisiana Tech, 2009 (8)
Had 200 or more yards receiving in a game... Ronney Daniels at Georgia, 1999 (249)
Had 150 or more yards receiving in a game... Ben Obomanu vs. Ole Miss, 2003 (150)
Had 100 or more yards receiving in a game... Darvin Adams vs. Alabama, 2009 (138)
Had 100 yards receiving in consecutive games... Courtney Taylor at Ole Miss (108); vs. Arkansas State (116), 2006
Caught four or more TD passes in a game... Alexander Wright vs. Pacific, 1989 (4)
Caught three or more TD passes in a game... Darvin Adams vs. Furman, 2009 (3)
Caught two or more TD passes in a game... Darvin Adams vs. Furman, 2009 (3)
Caught a TD pass in consecutive games... Darvin Adams vs. Ole Miss, vs. Furman, 2009
Running back caught a TD pass in consecutive games ... Mario Fannin vs. West Virginia, Ball State, 2009
Tight End caught a TD pass in consecutive games ... Gabe McKenzie vs. Kansas State; South Florida, 2007
Scored 15 or more points kicking... John Vaughn vs. Washington State, 2006 (16)
Scored 10 or more points kicking... Wes Byrum at Tennessee, 2009 (14)
Kicked five or more field goals in a game... Jaret Holmes vs. UAB, 1996 (5)
Kicked four or more field goals in a game... Wes Byrum at Tennessee, 2009 (4)
Had 150 kickoff return yards in a game... Demond Washington at Georgia, 2009 (202)
Had 100 punt return yards in a game... Robert Dunn vs. Southern Miss, 2008 (103)
Scored four or more TDs... Carnell Williams vs. Mississippi State, 2003 (6 rush)
Scored three or more TDs... Darvin Adams vs. Furman, 2009 (3 receiving)
Scored a rushing and receiving TD in a game... Mario Fannin vs. Georgia, 2008
Had an 80-yard run... Carnell Williams vs. Alabama, 2003 (80)
Had a 70-yard run... Tristan Davis at Kentucky, 2005 (75)
Had a 60-yard run... Terrell Zachery vs. Alabama, 2009 (67)
Completed an 80-yard pass... Chris Todd to Mario Fannin vs. West Virginia, 2009 (82)
Completed a 70-yard pass... Chris Todd to Darvin Adams vs. Alabama, 2009 (72)
Completed a 60-yard pass... Chris Todd to Darvin Adams vs. Alabama, 2009 (72)
Kicked a field goal of 50 or more yards... Wes Byrum vs. Southern Miss, 2008 (52)
Kicked a field goal of 50 or more yards in consecutive games... John Vaughn, 2006; at Mississippi State (55), vs. Washington State (52)
Kicked two field goals of 50 or more yards in a game... Win Lyle vs. Tennessee, 1987 [55, 52]
Had a 70-yard punt... Kody Bliss vs. Tulane, 2006 (71)
Had a 60-yard punt... Ryan Shoemaker vs. New Mexico State, 2007 (67)
Blocked a field goal in a game... Tez Doolittle vs. Georgia, 2008
Blocked two field goals in a game... Alton Moore at Georgia, 2001
Blocked a PAT attempt ... Antonio Coleman vs. Ole Miss, 2009
Blocked two PAT attempts ... Charles Dorsey vs. LSU, 1998 (2)
Blocked a punt in a game... Jerraud Powers vs. Florida, 2006
Blocked two punts in a game... Justin Fetsko vs. Louisiana-Monroe, 2003 (2)
Intercepted three or more passes in a game... Junior Rosegreen at Tennessee, 2004 (4)
Intercepted two or more passes in a game... Walt McFadden vs. Ole Miss, 2009 (2)
Intercepted a pass in consecutive games... Jerraud Powers, 2007; at Georgia; vs. Alabama, 2007
Intercepted a pass in three consecutive games... Jerraud Powers, 2007; vs. Tennessee Tech, at Georgia; vs. Alabama
Recovered two fumbles in a game... Sen'Derrick Marks at Alabama, 2006 (2)
Forced two fumbles in a game... Quentin Groves at Alabama, 2006 (2)

An Auburn Opponent

Scored 50 or more points... Georgia, 1996 (56) [4 OT]
Scored 40 or more points... Arkansas, 2009 (44)
Had 350 or more yards rushing... Arkansas, 2002 (426)
Had 300 or more yards rushing... Arkansas, 2002 (426)
Had 250 or more yards rushing... Kentucky, 2009 (282)
Had 50 or more rushing attempts... Alabama, 2008 (50)
Had 400 yards passing... Louisiana Tech, 2000 (433)
Had 350 yards passing... Tennessee, 2003 (355)
Had 300 yards passing... West Virginia, 2009 (302)
Had 50 or more pass attempts... Kansas State, 2007 (57)
Had 40 or more pass attempts... at Tennessee, 2009 (44)
Had 30 or more pass completions... Kansas State, 2007 (32)
Had 25 or more pass completions... Tennessee-Martin, 2008 (27)
Had four or more TDs passing... Florida, 2000 [SEC Championship] (4)
Had three or more TDs passing... LSU, 2007 (3)
Had five passes intercepted... West Virginia, 2009 (5)
Had four passes intercepted... West Virginia, 2009 (5)
Had 600 yards total offense... Florida, 1996 (625)
Had 500 yards total offense... West Virginia, 2009 (509)
Had 400 yards total offense... Arkansas, 2009 (495)
Had five or more fumbles... South Carolina, 2005 (5)
Lost four or more fumbles... Mississippi State, 2002 (4)
Returned a punt for a TD... LSU, 2005 (Skyler Green, 66 yards)
Returned a kickoff for a TD... Ole Miss, 2009 (Jesse Grandy, 82 yards)
Returned an interception for a TD... Mississippi State, 2007 (Derek Pegues, 20 yards)
Returned a fumble for a TD... Arkansas, 1997 (C.J. McLain, 52 yards)
Returned a blocked punt for a TD... Mississippi State, 2009 (Robert Elliott, 10 yards)
Blocked an Auburn punt... Mississippi State, 2009
Blocked an Auburn field goal... Alabama, 2008 (Bobby Greenwood)
Held Auburn to 300 yards total offense... LSU, 2009 (193)
Held Auburn to 200 yards total offense... LSU, 2009 (193)
Held Auburn below 100 yards rushing... Alabama, 2008 (57)
Held Auburn below 50 yards rushing... Georgia Tech, 2003 (40)
Held Auburn to negative yards rushing... Tennessee, 1997 (-15)
Held Auburn below 100 yards passing... LSU, 2009 (81)
Held Auburn to 10 or less first downs... Alabama, 2008 (8)
Had 10 or more penalties... Arkansas, 2007 (10)
Had 100 or more yards in penalties... Arkansas, 2007 (100)
Had two 100-yard rushers in a game... Kentucky, 2009 [Derrick Locke, 126; Randall Cobb, 109]
Had two 100-yard receivers in a game... Tulane, 2006 [Preston Brown, 139; Damarcus Davis, 126]
Had a 100-yard rusher and a 100-yard receiver... Ole Miss, 2009 [Dexter McCluster, 186 rush; Shay Hodge, 105 rec.]
Had a 100-yard rusher and two 100-yard receivers... Tulane, 2006 [Matt Forte, 117 rush; Preston Brown, 139 rec.; Damarcus Davis, 126 rec.]
Did Not Have a Turnover ... Georgia, 2009
Scored a safety... Mississippi State, 2008 (Ryan Pugh holding penalty)
Scored a two-point conversion... Alabama, 2005
Had 35 minutes time of possession... Arkansas, 2009 (38:27)



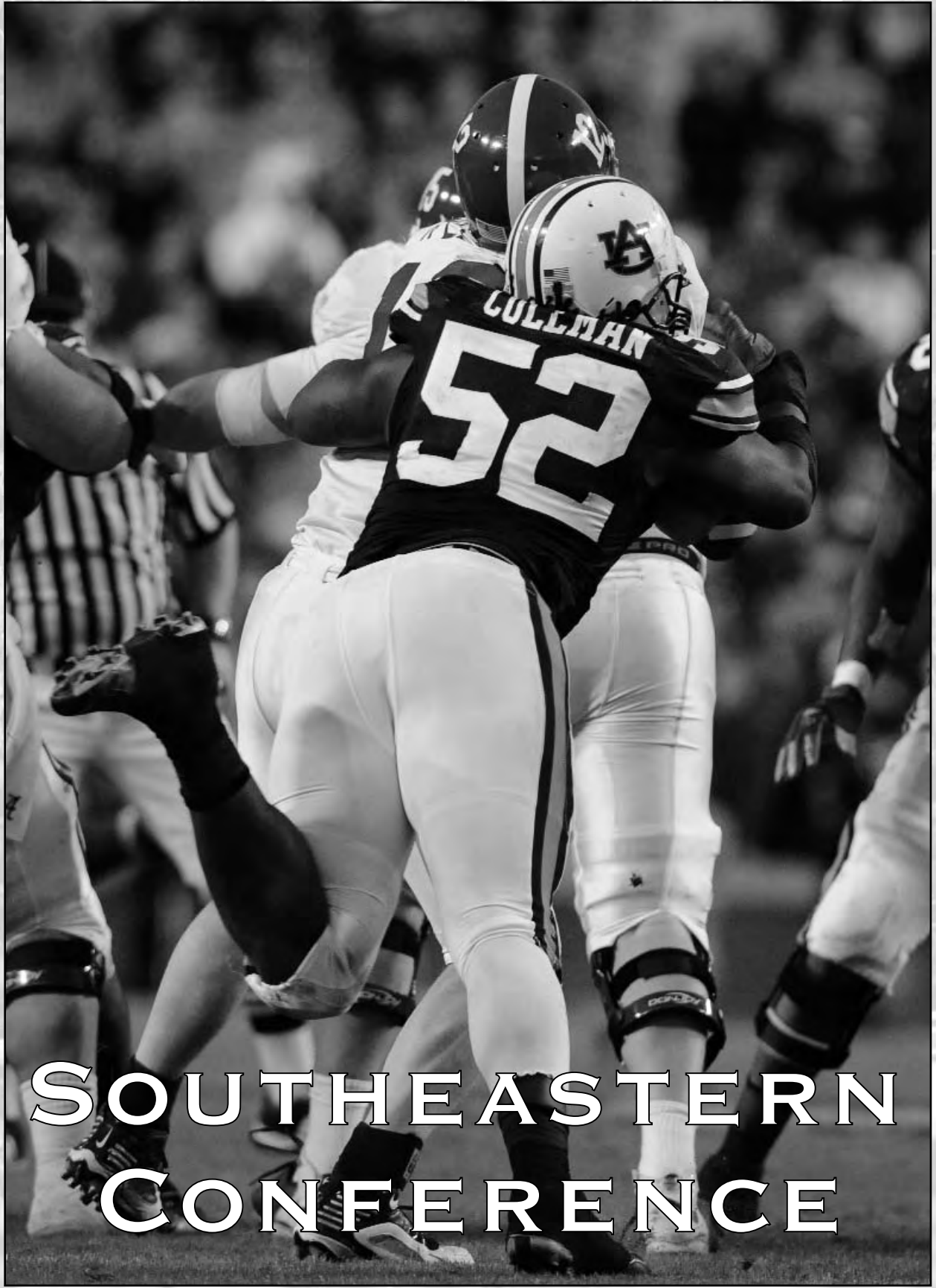
The Last Time




An Opposing Player

Rushed for 200 yards in a game... Noel Devine, West Virginia, 2008 (207)
Rushed for 150 yards in a game... Dexter McCluster, Ole Miss, 2009 (186)
Rushed for 100 yards in a game... Dexter McCluster, Ole Miss, 2009 (186)
Passed for 400 yards in a game... Luke McCown, La. Tech, 2000 (433)
Passed for 350 yards in a game... Casen Clausen, Tennessee, 2003 (355)
Passed for 300 yards in a game... Matt Flynn, LSU, 2007 (319)
Attempted 50 passes in a game... Josh Freeman, Kansas State, 2007 (57)
Attempted 40 passes in a game... Cade Thompson, Tennessee-Martin, 2008 (46)
Completed 25 passes in a game... Cade Thompson, Tennessee-Martin, 2008 (27)
Threw three or more TD passes in a game... Pat White, West Virginia, 2008 (3)
Had 400 yards total offense... Luke McCown, La. Tech, 2000 (436)
Had 350 yards total offense... Matt Flynn, LSU, 2007 (353)
Accounted for 3 or more TDs... Noel Devine, West Virginia, 2009 (3)
Caught 10 or more passes... Terrance Toliver, LSU, 2009 (9)
Caught seven or more passes... Shay Hodge, Ole Miss, 2009 (7)
Had 100 yards receiving... Shay Hodge, Ole Miss, 2009 (105)
Had 200 yards receiving... Charles Lee, Central Florida, 1999 (203)
Caught three or more TD passes... Chris Collins, Ole Miss, 2002 (3)
Scored three TDs... Noel Devine, West Virginia, 2009 (3)
Had a 90-yard run... Guy Minor, LSU, 1936 (90)
Had an 80-yard run... C.J. Spiller, Clemson [Chick-fil-A], 2007 (83) [TD]
Had a 70-yard run... Dexter McCluster, Ole Miss, 2009 (79) [TD]
Had a 60-yard run... Dexter McCluster, Ole Miss, 2009 (79)
Completed an 80-yard pass... Bryan Randall to Josh Morgan, Va. Tech, 2004 (80) [TD]
Completed a 70-yard pass... Bryan Randall to Josh Morgan, Virginia Tech, 2004 (80) [TD]
Completed a 60-yard pass... Andre' Woodson to Rafael Little, Kentucky, 2005 (65)
Kicked a 50-yard field goal... Steve Lindsey, Ole Miss, 1997 (52)
Had a 70-yard punt... Blake McAdams, Mississippi State, 2007 (73)
Had a 60-yard punt... Trent Hawk, Furman, 2009 (60)
Made three or more FGs ... Colt David, LSU, 2007 (3)





**SOUTHEASTERN
CONFERENCE**



BOWL HISTORY



Auburn Bowl History



All-Time Bowl Appearances*

School	Appearances
1. Alabama	57
2. Texas	49
3. Tennessee	48
Southern Cal	48
5. Nebraska	46
6. Georgia	45
7. Oklahoma	43
8. Penn State	42
9. LSU	41
Ohio State	41
11. Michigan	39
12. Georgia Tech	38
Florida State	38
14. Arkansas	37
Florida	37
16. Auburn	35
17. Ole Miss	33
Miami (Fl.)	33
Texas Tech	33
20. Clemson	32

* includes 2009-10 bowl games

All-Time Bowl Wins

School	Wins
1. Alabama	31
Southern Cal	31
3. Penn State	26
4. Tennessee	25
Georgia	25
Texas	25
7. Oklahoma	24
8. Nebraska	23
9. Georgia Tech	22
10. Florida State	21
LSU	21
12. Ole Miss	20
13. Auburn	19
Michigan	19
15. Ohio State	18
Miami (Fl.)	18
17. Florida	17
18. Clemson	15
19. Washington	14
Notre Dame	14

Auburn in Bowl Games (19-13-2)

Season	Bowl	Opponent	Score	W-L-T	AU Coach	Date
1936	Bacardi	Villanova	7-7	T	Jack Meagher	1/1/37
1937	Orange	Michigan State	6-0	W	Jack Meagher	1/1/38
1953	Gator	Texas Tech	13-35	L	Shug Jordan	1/1/54
1954	Gator	Baylor	33-13	W	Shug Jordan	12/31/54
1955	Gator	Vanderbilt	13-25	L	Shug Jordan	12/31/55
1963	Orange	Nebraska	7-13	L	Shug Jordan	1/1/64
1965	Liberty	Ole Miss	7-13	L	Shug Jordan	12/18/65
1968	Sun	Arizona	34-10	W	Shug Jordan	12/28/68
1969	Astro-Bluebonnet	Houston	7-36	L	Shug Jordan	12/31/69
1970	Gator	Ole Miss	35-28	W	Shug Jordan	1/2/71
1971	Sugar	Oklahoma	22-40	L	Shug Jordan	1/1/72
1972	Gator	Colorado	24-3	W	Shug Jordan	12/30/72
1973	Sun	Missouri	17-34	L	Shug Jordan	12/29/73
1974	Gator	Texas	27-3	W	Shug Jordan	12/30/74
1982	Tangerine	Boston College	33-26	W	Pat Dye	12/18/82
1983	Sugar	Michigan	9-7	W	Pat Dye	1/2/84
1984	Liberty	Arkansas	21-15	W	Pat Dye	12/27/84
1985	Cotton	Texas A&M	16-36	L	Pat Dye	1/1/86
1986	Citrus	Southern Cal	16-7	W	Pat Dye	1/1/87
1987	Sugar	Syracuse	16-16	T	Pat Dye	1/1/88
1988	Sugar	Florida State	7-13	L	Pat Dye	1/2/89
1989	Hall of Fame	Ohio State	31-14	W	Pat Dye	1/1/90
1990	Peach	Indiana	27-23	W	Pat Dye	12/29/90
1995	Outback	Penn State	13-43	L	Terry Bowden	1/1/96
1996	Independence	Army	32-29	W	Terry Bowden	12/31/96
1997	Peach	Clemson	21-17	W	Terry Bowden	1/2/98
2000	Citrus	Michigan	28-31	L	Tommy Tuberville	1/1/01
2001	Peach	North Carolina	10-16	L	Tommy Tuberville	12/31/01
2002	Capital One	Penn State	13-9	W	Tommy Tuberville	1/1/03
2003	Music City	Wisconsin	28-14	W	Tommy Tuberville	12/31/03
2004	Sugar	Virginia Tech	16-13	W	Tommy Tuberville	1/3/05
2005	Capital One	Wisconsin	10-24	L	Tommy Tuberville	1/2/06
2006	Cotton	Nebraska	17-14	W	Tommy Tuberville	1/1/07
2007	Chick-fil-A	Clemson	23-20 [OT]	W	Tommy Tuberville	12/31/07





Auburn Bowl History



Auburn's Bowl Series Record

Bowl	Appearances	W-L-T	Pct.	Seasons
Gator	.6	4-2	.667	1954-54-55-71-72-74
Sugar	.5	2-2-1	.500	1972-84-88-89-04
Capital One (Citrus/Tangerine)	.5	3-2	.600	1982-87-00-02-05
Chick-fil-A (Peach)	.4	3-1	.750	1990-97-01-07
Cotton	.2	1-1	.500	1986-06
Sun	.2	1-1	.500	1968-73
Orange	.2	1-1	.500	1938-64
Liberty	.2	1-1	.500	1965-84
Outback (Hall of Fame)	.2	1-1	.500	1990-95
Music City	.1	1-0	1.000	2003
Independence	.1	1-0	1.000	1996
Bacardi	.1	0-0-1	.500	1937
Astro-Bluebonnet	.1	0-1	.000	1969
TOTALS	.33	19-13-2	.588	



Bo Jackson - 1984 Sugar Bowl MVP; 1984 Liberty Bowl MVP; 1986 Cotton Bowl MVP

Auburn's Bowl MVPs

Citrus Bowl/Capital One Bowl MVP

- 1982 Randy Campbell
- 1987 Aundray Bruce
- 2001 Ben Leard (offense)
Javor Mills (defense)
- 2003 Ronnie Brown (MVP)
Dontarrious Thomas (defense)

Cotton Bowl MVP

- 1986 Bo Jackson
- 2007 Courtney Taylor (offense)
Will Herring (defense)

Gator Bowl MVP

- 1954 Vince Dooley
- 1954 Joe Childress
- 1955 Joe Childress
- 1971 Pat Sullivan
- 1972 Wade Whatley
- 1974 Phil Gargis

Independence Bowl MVP

- 1996 Dameyune Craig (offense)
Ricky Neal (co-defense)
Takeo Spikes (co-defense)

Liberty Bowl MVP

- 1965 Tom Bryan
- 1984 Bo Jackson

Music City Bowl MVP

- 2003 Jason Campbell

Outback Bowl MVP

- 1990 Reggie Slack

Peach Bowl MVP


- 1990 Stan White (offense)
Darrel Crawford (defense)
- 1998 Dameyune Craig (offense)
Takeo Spikes (defense)
- 2007 Pat Sims

Sugar Bowl MVP

- 1984 Bo Jackson
- 2005 Jason Campbell

Sun Bowl MVP

- 1968 Buddy McClinton (defense)
David Campbell (offense)



Jason Campbell - 2003 Music City Bowl MVP; 2005 Sugar Bowl MVP



Auburn Bowl Records



Auburn Individual Records

RUSHING ATTEMPTS

- 37 Ronnie Brown vs. Penn State, 2003 Capital One
- 31 Bo Jackson vs. Texas A&M, 1986 Cotton
- 28 Brent Fullwood vs. USC, 1987 Citrus
- 25 Rudi Johnson vs. Michigan, 2001 Citrus
- 24 Kenny Irons vs. Nebraska, 2007 Cotton
- 22 Bo Jackson vs. Michigan, 1984 Sugar
- 22 Kenny Irons vs. Wisconsin, 2006 Capital One

RUSHING YARDS

- 184 Ronnie Brown vs. Penn State (37 carries, 1 TD), 2003 Capital One
- 152 Brent Fullwood vs. USC (28 carries, 1 TD), 1987 Citrus
- 134 Joe Childress vs. Baylor (20 carries, 2 TD), 1954 Gator
- 130 Bo Jackson vs. Michigan (22 carries), 1984 Sugar
- 129 Bo Jackson vs. Texas A&M (31 carries, 1 TD), 1986 Cotton
- 119 Stephen Davis vs. Penn State (12 carries), 1996 Outback
- 111 Tom Bryan vs. Ole Miss (19 carries, 1 TD), 1965 Liberty

MOST RUSHING TOUCHDOWNS

- 2 Ronnie Brown vs. Wisconsin, 2003 Music City
- 2 Carnell Williams vs. Wisconsin, 2003 Music City
- 2 Ronnie Brown vs. Penn State, 2002 Capital One
- 2 Stan White vs. Indiana, 1990 Peach
- 2 Bo Jackson vs. Arkansas, 1984 Liberty
- 2 Bo Jackson vs. Boston College, 1982 Tangerine
- 2 Joe Childress vs. Baylor, 1954 Gator

PASS ATTEMPTS

- 48 Stan White vs. Indiana, 1990 Peach
- 48 Pat Sullivan vs. Oklahoma, 1972 Sugar
- 48 Dameyune Craig vs. Clemson, 1998 Peach
- 48 Pat Sullivan vs. Ole Miss, 1971 Gator
- 42 Dameyune Craig vs. Army, 1996 Independence



Ben Leard threw for an Auburn bowl record 394 yards and tied a school record with three TD tosses during the 2001 Capital One Florida Citrus Bowl against Michigan.

PASS COMPLETIONS

- 31 Stan White vs. Indiana, 1990 Peach
- 28 Ben Leard vs. Michigan, 2001 Citrus
- 27 Pat Sullivan vs. Ole Miss, 1971 Gator
- 25 Brandon Cox vs. Clemson, 2007 Chick-fil-A
- 24 Jeff Burger vs. Syracuse, 1988 Sugar
- 24 Dameyune Craig vs. Army, 1996 Independence

PASSING YARDS

- 394 Ben Leard vs. Michigan (28-37-2, 3 TD), 2001 Citrus
- 370 Dameyune Craig vs. Army (24-42-1, 2 TD), 1996 Independence
- 351 Stan White vs. Indiana (31-48-0, 1 TD), 1990 Peach
- 351 Pat Sullivan vs. Ole Miss (27-43-1, 2 TD), 1971 Gator
- 259 Dameyune Craig vs. Clemson (15-44-0), 1998 Peach

MOST TOUCHDOWN PASSES

- 3 Ben Leard vs. Michigan, 2001 Citrus
- 3 Reggie Slack vs. Ohio State, 1990 Hall of Fame
- 2 Dameyune Craig vs. Army, 1996 Independence
- 2 Loran Carter vs. Arizona, 1968 Sun
- 2 Pat Sullivan vs. Ole Miss, 1971 Gator
- 2 Phil Gargis vs. Missouri, 1973 Sun
- 2 Phil Gargis vs. Texas, 1974 Gator



Ronnie Brown rushed for an Auburn bowl record 184 yards and a touchdown at the 2003 Capital One Bowl vs. Penn State.



Auburn Bowl Records



RECEPTIONS

- 10 Willie Gosha vs. Army (132 yards, 1 TD), 1996 Independence
- 9 Victor Hall vs. Indiana (74 yards), 1990 Peach
- 8 Terry Beasley vs. Ole Miss (143 yards, 1 TD), 1971 Gator
- 7 Ronney Daniels vs. Michigan (98 yards, 1TD), 2001 Citrus
- 7 Herbert Casey vs. Indiana (159 yards), 1990 Peach
- 7 Stacy Danley vs. Syracuse (34 yards), 1988 Sugar

RECEIVING YARDS

- 159 Herbert Casey vs. Indiana, 1990 Peach
- 143 Terry Beasley vs. Ole Miss, 1971 Gator
- 132 Willie Gosha vs. Army, 1996 Independence
- 125 Lawyer Tillman vs. Syracuse, 1988 Sugar
- 119 Karsten Bailey vs. Clemson, 1998 Peach

RECEIVING TOUCHDOWNS

- 2 Thom Gossom vs. Missouri, 1973 Sun
- 2 Ed Butler vs. Texas, 1974 Gator
- 2 Greg Taylor vs. Ohio State, 1990 Hall of Fame

SCORING

- 15 Joe Childress vs. Baylor (2 TDs, 3 PATs), 1954 Gator
- 12 Carl Stewart (2 TDs), 2007 Cotton
- 12 Ronnie Brown vs. Wisconsin (2 TDs), 2003 Music City
- 12 Carnell Williams vs. Wisconsin (2 TDs), 2003 Music City
- 12 Ronnie Brown vs. Penn State (2 TDs), 2003 Capital One
- 12 Stan White vs. Indiana (2 TDs), 1990 Peach
- 12 Greg Taylor vs. Ohio State (2 TDs), 1990 Hall of Fame
- 12 Ed Butler vs. Texas (2 TDs), 1974 Gator
- 12 Thom Gossom vs. Missouri (2 TDs), 1973 Sun

LONGEST FIELD GOAL

- 52 Jaret Holmes vs. Clemson, 1998 Peach
- 52 John Riley vs. Arizona, 1968 Sun

LONGEST TOUCHDOWN RUNS

- 44 Tom Bryan vs. Ole Miss, 1965 Liberty
- 43 Fob James vs. Baylor, 1954 Gator
- 40 Billy Hitchcock vs. Villanova, 1937 Bicardi
- 39 Bo Jackson vs. Arkansas, 1984 Liberty
- 37 Pat Sullivan vs. Ole Miss, 1971 Gator

LONGEST TOUCHDOWN PASSES

- 73 Pat Washington to Bo Jackson vs. Texas A&M, 1986 Cotton
- 65 Loran Carter to Mickey Zofko vs. Arizona, 1968 Sun
- 43 Loran Carter to Tim Christian vs. Arizona, 1968 Sun
- 38 Howell Tubbs to Fob James vs. Vanderbilt, 1955 Gator

LONGEST INTERCEPTION RETURN FOR A TOUCHDOWN

- 35 Kevin Porter vs. Arkansas, 1984 Liberty
- 32 Buddy McClinton vs. Arizona, 1968 Sun

Auburn Team Records

SCORING


Most Auburn Points — 35 vs. Ole Miss, 1971 Gator
 Most Opponent Points — 43 by Penn State, 1996 Outback
 Most Points, Both Teams — 63 (AU 35, Ole Miss 28), 1971 Gator
 Fewest Points, Both Teams — 6 (AU 6, Mich. State 0), 1938 Orange
 Largest Margin of Victory, Auburn — 24 points (AU 34, Arizona 10), 1968 Sun
 Largest Margin of Defeat, Auburn — 29 points (Houston 36, AU 7), 1969 Astro-Bluebonnet; (Penn State 42, AU 13), 1996 Outback

FIRST DOWNS

Most by Auburn — 27 vs. Army, 1996 Independence
 27 vs. Boston College, 1982 Tangerine
 Most by Opponent — 28 by Oklahoma, 1972 Sugar
 Fewest by Auburn — 9 vs. Villanova, 1937 Bacardi
 Fewest by Opponent — 2 by Michigan State, 1938 Orange

RUSHING

Most Yards, Auburn — 423 vs. Baylor, 1954 Gator
 Most Yards, Opponents — 439 by Oklahoma, 1972 Sugar
 Fewest Yards, Auburn — 1 vs. Houston, 1969 Astro-Bluebonnet
 Fewest Yards, Opponent — 32 by Michigan State, 1938 Orange



Carl Stewart is one of nine Auburn players to score two touchdowns in a single bowl game, but the only one to score one rushing and one receiving. He accomplished the feat during the 2007 AT&T Cotton Bowl Classic.



Auburn Bowl Records



PASSING

Most Yards, Auburn — 394 vs. Michigan, 2001 Citrus
 Most Yards, Opponent — 301 by Wisconsin, 2006 Capital One
 Fewest Yards, Auburn — 21 vs. Michigan, 1984 Sugar
 Fewest Yards, Opponent — 11 by Oklahoma, 1972 Sugar
 Most Attempted, Auburn — 48 vs. Indiana, 1990 Peach
 Most Attempted, Opponent — 44 by Arizona, 1968 Sun
 Fewest Attempted, Auburn — 6 vs. Michigan, 1984 Sugar
 Fewest Attempted, Opponent — 4 by Oklahoma, 1972 Sugar
 Most Completed, Auburn — 31 vs. Indiana, 1990 Peach
 Most Completed, Opponent — 22 by Boston College, 1982 Tangerine
 Fewest Completed, Auburn — 2 vs. Villanova, 1937 Bacardi;
 2 vs. Michigan, 1984 Sugar
 Fewest Completed, Opponent — 1 by Oklahoma, 1972 Sugar
 Best Completion Percentage, Auburn (min. 10 att.) — .757 (28-37) vs. Michigan, 2001 Citrus
 Best Completion Percentage, Opponent (min. 10 att.) — .714 (15-21) by Michigan, 2001 Citrus
 Worst Completion Percentage, Auburn — .167 (2-12) vs. Villanova, 1937 Bacardi
 Worst Completion Percentage, Opponent — .167 (2-23) by Michigan State, 1938 Orange

TOTAL OFFENSE

Most Yards, Auburn — 559 vs. Ole Miss, 1971 Gator
 Most Yards, Opponent — 548 by Wisconsin, 2006 Capital One
 Fewest Yards, Auburn — 178 vs. Nebraska, 2007 Cotton
 Fewest Yards, Opponent — 57 by Michigan State, 1938 Orange

TOTAL OFFENSE, BOTH TEAMS

Most Yards — 1,024 in 1971 Gator (Auburn 599, Ole Miss 465)
 Fewest Yards — 334 in 1937 Bacardi (Auburn 181, Villanova 153)

PUNTING


Best Avg., Auburn — 49.3 (9 punts) vs. North Carolina, 2001 Peach
 Best Avg., Opponent — 47.3 (6 punts) by Ole Miss, 1971 Gator
 Worst Avg., Auburn — 23.0 (3 punts) vs. Indiana, 1990 Peach
 Worst Avg., Opponent — 28.8 (4 punts) by Texas, 1974 Gator
 Most Punts, Auburn — 10 vs. Michigan State, 1938 Orange
 Most Punts, Opponent — 12 by Michigan State, 1938 Orange
 Fewest Punts, Auburn — 2 vs. Army, 1996 Independence;
 2 vs. Boston College, 1982 Tangerine; 2 vs. Texas, 1974 Gator;
 2 vs. Baylor, 1954 Gator
 Fewest Punts, Opponent — 2 by Houston, 1969 Astro-Bluebonnet

FUMBLES

Most, Auburn — 7 vs. Texas 1974 Gator
 Most, Opponent — 5 by Texas, 1974 Gator
 Most Lost, Auburn — 5 vs. Texas, 1974 Gator
 5 vs. Vanderbilt, 1955 Gator
 Most Lost, Opponent — 4 by Texas, 1974 Gator

PENALTY YARDS

Most, Auburn — 84 vs. Southern Cal, 1987 Citrus; 84 vs. Penn State, 2002 Capital One
 Most, Opponent — 83 by Texas Tech, 1954 Gator



The 2004 Auburn team capped off a perfect 13-0 season with a 16-13 win in the 2005 NOKIA Sugar Bowl.



Auburn Bowl Records



Opponents Individual Records

RUSHING ATTEMPTS

- 34 Jim Strong, Houston, 1969 Astro-Bluebonnet
- 32 Anthony Thomas, Michigan, 2001 Capital One
- 30 Brian Calhoun, Wisconsin, 2006 Capital One
- 30 Jack Mildren, Oklahoma, 1972 Sugar
- 27 Ray Bybee, Missouri, 1973 Sun
- 25 Marlon Lucky, Nebraska, 2007 Cotton
- 24 Sammie Smith, Florida State, 1989 Sugar

RUSHING YARDS

- 213 Brian Calhoun, Wisconsin, 2006 Capital One
- 184 Jim Strong, Houston, 1969 Astro-Bluebonnet
- 182 Anthony Thomas, Michigan, 2001 Capital One
- 149 Jack Mildren, Oklahoma, 1972 Sugar
- 141 Bobby Cavazos, Texas Tech, 1954 Gator
- 131 Willie Parker, North Carolina, 2001 Chick-fil-A Peach

MOST RUSHING TOUCHDOWNS

- 3 Trent Green, Indiana, 1990 Peach
- 3 Jack Mildren, Oklahoma, 1972 Sugar
- 2 Anthony Thomas, Michigan, 2001 Capital One
- 2 Bobby Williams, Army, 1996 Independence
- 2 Jim Strong, Houston, 1969 Astro-Bluebonnet
- 2 Bobby Cavazos, Texas Tech, 1954 Gator

PASS ATTEMPTS

- 38 Bryan Randall, Virginia Tech, 2005 Sugar
- 38 Doug Flutie, Boston College, 1982 Tangerine
- 34 Brad Taylor, Arkansas, 1984 Liberty
- 33 Cullen Harper, Clemson, 2007 Chick-fil-A
- 31 Greg Frey, Ohio State, 1990 Hall of Fame
- 30 Rodney Peete, Southern California, 1987 Citrus

PASS COMPLETIONS

- 22 Doug Flutie, Boston College, 1982 Tangerine
- 21 Bryan Randall, Virginia Tech, 2005 Sugar
- 19 Archie Manning, Ole Miss, 1971 Gator
- 18 Brad Taylor, Arkansas, 1984 Liberty
- 17 Ken Johnson, Colorado, 1972 Gator
- 16 Greg Frey, Ohio State, 1990 Hall of Fame
- 16 Kevin Murray, Texas A&M, 1986 Cotton

PASSING YARDS

- 301 John Stocco, Wisconsin, 2006 Capital One
- 299 Bryan Randall, Virginia Tech, 2005 Sugar
- 299 Doug Flutie, Boston College, 1982 Tangerine
- 294 Drew Henson, Michigan, 2001 Capital One Florida Citrus
- 292 Kevin Murray, Texas A&M, 1986 Cotton

MOST TOUCHDOWN PASSES

- 4 Wally Richardson, Penn State, 1996 Outback
- 2 Bryan Randall, Virginia Tech, 2005 Sugar
- 2 John Stocco, Wisconsin, 2006 Capital One
- 2 Drew Henson, Michigan, 2001 Capital One Florida Citrus
- 2 Doug Flutie, Boston College, 1982 Tangerine
- 2 Ray Smith, Missouri, 1973 Sun
- 2 Jack Kirkpatrick, Texas Tech, 1954 Gator

RECEPTIONS

- 10 Bobby Joe Edmonds, Arkansas, 1984 Liberty
- 9 Jim Poole, Ole Miss, 1971 Gator
- 7 Sam Aiken, North Carolina, 2001 Chick-fil-A Peach
- 7 Brian Brennan, Boston College, 1982 Tangerine
- 7 Charlie Davis, Colorado, 1972 Gator
- 7 Floyd Franks, Ole Miss, 1971 Gator

RECEIVING YARDS

- 173 Brandon Williams, Wisconsin, 2006 Capital One
- 149 Brian Brennan, Boston College, 1982 Tangerine
- 136 David Terrell, Michigan, 2001 Capital One Florida Citrus
- 126 Josh Morgan, Virginia Tech, 2005 Sugar
- 113 Bobby Engram, Penn State, 1996 Outback
- 111 Jim Poole, Ole Miss, 1971 Gator
- 108 Rod Bernstine, Texas A&M, 1986 Cotton
- 103 Jeff Graham, Ohio State, 1990 Hall of Fame
- 100 Marquise Walker, Michigan, 2001 Capital One Florida Citrus

RECEIVING TOUCHDOWNS

- 2 Josh Morgan, Virginia Tech, 2005 Sugar
- 2 Bobby Engram, Penn State, 1996 Outback
- 2 John Kelsey, Missouri, 1973 Sun

SCORING

- 18 Trent Green, Indiana (3 TDs), 1990 Peach
- 18 Jack Mildren, Oklahoma (3 TDs), 1972 Sugar
- 18 Bobby Cavazos, Texas Tech (3 TDs), 1954 Gator
- 14 Bobby Williams, Army (2 TDs, 2 point conversion), 1996 Independence
- 13 Brett Conway, Penn State (3 FGs, 4 PATs), 1996 Outback
- 12 Josh Morgan, Virginia Tech (2 TDs), 2005 Sugar
- 12 Anthony Thomas, Michigan (2 TDs), 2001 Capital One Florida Citrus
- 12 Keith Woodside, Texas A&M (2 TDs), 1986 Cotton
- 12 John Kelsey, Missouri (2 TDs), 1973 Sun
- 12 Jim Strong, Houston (2 TDs), 1969 Astro-Bluebonnet

LONGEST FIELD GOAL

- 53 John Carroll, Oklahoma, 1972 Sugar
- 48 David Richardson, Clemson, 1998 Chick-fil-A Peach
- 42 Scott Bonnell, Indiana, 1990 Peach
- 42 Johnny Keyes, Ole Miss, 1965 Liberty

LONGEST TOUCHDOWN RUNS

- 83 C.J. Spiller, Clemson, 2007 Chick-fil-A
- 68 Dennis Claridge, Nebraska, 1964 Orange
- 62 Ronald Curry, North Carolina, 2001 Chick-fil-A Peach
- 59 Bobby Cavazos, Texas Tech, 1954 Gator
- 38 L.G. Dupre, Baylor, 1954 Gator
- 33 Brian Calhoun, Wisconsin, 2006 Capital One

LONGEST TOUCHDOWN PASSES

- 80 Bryan Randall to Josh Morgan, Virginia Tech, 2005 Sugar
- 53 Jack Kirkpatrick to Paul Erwin, Texas Tech, 1954 Gator
- 35 Chuck Link to John Kelsey, Missouri, 1973 Sun
- 34 Archie Manning to Floyd Franks, Ole Miss, 1971 Gator
- 31 Drew Henson to David Terrell, Michigan, 2001 Capital One Florida Citrus

LONGEST INTERCEPTION RETURN FOR A TOUCHDOWN

- 24 Marcus Cotton, Southern California, 1987 Citrus Bowl



Auburn Individual Bowl Statistics



Rushing

Name	G	ATT	YDS	AVG	TD
Bo Jackson (1982-83-84-85)	4	85	411	4.84	5
Ronnie Brown (2001-02-03-04)	4	70	342	4.89	4
Stacy Danley (1987-88-89)	3	52	195	3.75	0
Joe Childress (1953-54-55)	3	35	192	5.49	2
Lionel James (1982-83)	2	35	184	5.26	0
Brent Fullwood (1983-84-85-86)	4	44	181	4.11	1
Tommie Agee (1983-84-85-86)	4	27	165	6.11	0
Kenny Irons (2005-06)	2	46	160	3.48	0
Rusty Williams (1996-97)	2	30	143	4.77	2
Fob James (1953-54-55)	3	21	142	6.76	1
Secdrick McIntyre (1973-74)	2	29	135	4.66	0
Dameyune Craig (1995-96-97)	3	33	134	4.06	2
Wallace Clark (1968, 1969, 1970)	3	25	131	5.24	0
Carnell Williams (2003-04)	2	37	129	3.49	2
Stephen Davis (1995)	1	12	119	9.92	0
James Joseph (1986-88-89-90)	4	23	116	5.04	0
Tom Bryan (1965)	1	19	111	5.84	1
Darrell Williams (1989-90)	2	22	98	4.45	0
Jimmy Sidle (1963)	1	25	96	3.84	1
Brad Lester (2005-07)	2	22	94	4.27	1
Rudi Johnson (2000)	1	25	85	3.40	1
Rusty Fuller (1972-73)	2	17	83	4.88	0
Mickey Zofko (1968-69-70)	3	32	80	2.50	1
Robert Freeman (1953-54)	2	12	80	6.67	1
Harry Unger (1970-71)	2	8	72	9.00	2
Jason Campbell (2001-02-03-04)	4	31	71	2.29	0
Ben Tate (2006-07)	2	19	70	3.68	1
Kodi Burns (2007)	1	13	69	5.31	1
Mitzi Jackson (1974)	1	10	64	6.40	1
David Middleton (1953-54)	2	12	60	5.00	0
Greg Pratt (1982)	1	9	59	6.56	1
Phil Gargis (1973-74)	2	22	57	2.59	0
Vince Dooley (1953)	1	16	56	3.50	1
Reggie Ware (1984-85-86-87)	4	20	51	2.55	0
Rick Neel (1973-74)	2	13	50	3.85	0
Dwight Hurston (1968)	1	14	49	3.50	0
Chris Linderman (1972-73)	2	18	46	2.56	0
Harold Morrow (1995)	1	10	39	3.90	0
Robert Duke (1953)	1	4	37	9.25	1
Vincent Harris (1986-87-88)	3	16	37	2.31	0
Collis Campbell (1982-83-84)	3	13	36	2.77	0
Robert Hoppe (1955)	1	6	33	5.50	0
Ray Minor (1953-54)	2	4	32	8.00	0
Terry Henley (1971-72)	2	23	32	1.39	0
Tim Jessie (1982-83-84-86)	4	13	32	2.46	0
Alan Evans (1982-83)	2	2	30	15.00	0
Mike Currier (1968)	1	11	29	2.64	0
Howell Tubbs (1955)	1	11	25	2.27	0
Kevin McLeod (1995-96-97)	3	4	25	6.25	1
Alex Smith (1989-90)	2	5	24	4.80	0
Chris Butler (2001)	1	8	22	2.75	0
Casinious Moore (2001)	1	5	21	4.20	0
Wade Whatley (1972-73)	2	18	21	1.17	1
Carl Hardy (1965)	1	5	18	3.60	0
Fred Beasley (1995-96-97)	3	15	18	1.20	0
Mario Fannin (2007)	1	3	18	6.00	0
Randy Campbell (1982-83)	2	9	17	1.89	0
Ron O'Neal (1981-82)	2	7	17	2.43	0
Charles Hataway (1953)	1	3	16	5.33	0
Heath Evans (2000)	1	3	16	5.33	0
Ken Burks (1974)	1	4	16	4.00	0
Tommy Lowry (1969-70-71)	3	7	16	2.29	0
Alex Bowden (1965)	1	16	15	0.94	0
Larry Rawson (1963)	1	4	14	3.50	0
Loran Carter (1968)	1	7	14	2.00	0
Richard Plagge (1965)	1	3	12	4.00	0
Rick Harbuck (1973-74)	2	3	12	4.00	0

Tre Smith (2002-03-05)	3	5	10	2.00	0
Scott Bolton (1986-87)	2	1	9	9.00	0
Tommy Traylor (1968-69)	2	5	9	1.80	1
Ben Obomanu (2002-03-04-05)	4	1	8	8.00	0
Larry Ellis (1968)	1	3	8	2.67	0
Alex Strong (1988-89)	2	2	7	3.50	0
Demontray Carter (1997)	1	4	7	1.75	0
Harry Ward (1973-74)	2	2	7	3.50	0
Jimmy Cook (1955)	1	2	6	3.00	0
Mickey Sutton (1963)	1	1	6	6.00	0
Alton Shell (1954-55)	2	2	5	2.50	0
Mike Henley (1974)	1	1	5	5.00	0
Alexander Wright (1986-87-88-89)	4	1	4	4.00	0
Clifton Robinson (2000)	1	1	4	4.00	0
Markeith Cooper (1996-97)	2	1	4	4.00	0
Mike Gates (1974)	1	1	4	4.00	0
Terry Beasley (1969-70-71)	3	1	4	4.00	0
Tony Richardson (1990)	1	3	4	1.33	0
Tucker Frederickson (1963)	1	3	4	1.33	0
Tyrone Goodson (1995-96-97)	3	0	4	0.00	0
Courtney Taylor (2006)	1	1	3	3.00	0
Terry Walker (1982)	1	1	3	3.00	0
Willie Howell (1982)	1	1	2	2.00	1
Carl Stewart (2006-07)	2	1	1	1.00	1
Kyle Collins (1983-84-85)	3	2	1	0.50	0
Brandon Johnson (2001-02-03)	3	1	0	0.00	0
Mac Crawford (1968-69)	2	2	0	0.00	0
Chris Vacarella (1974)	1	3	-2	-0.67	0
Mike Mann (1984)	1	1	-2	-2.00	0
Stan White (1990)	1	5	-2	-0.40	2
Doc Griffith (1963)	1	1	-3	-3.00	0
George Rose (1963)	1	1	-3	-3.00	0
Patrick Nix (1995)	1	3	-5	-1.67	0
Freddy Weygand (1984-85-87-88)	4	2	-6	-3.00	0
Tim Carter (2000-01)	2	3	-9	-3.00	0
Ben Leard (2000)	1	4	-11	-2.75	0
Pat Washington (1984-85)	2	8	-19	-2.38	0
Reggie Slack (1988-89)	2	9	-23	-2.56	1
Pat Sullivan (1969-70-71)	3	18	-24	-1.33	1
Jeff Burger (1984-85-86-87)	4	9	-32	-3.56	0
Brandon Cox (2005-06-07)	3	13	-61	-4.69	0

***Missing 1936 Bacardi and 1937 Orange Bowls

Passing

Name	G	C-A-I	PCT	YDS	TD
Pat Sullivan (1969-70-71)	3	57-117-3	48.7	733	3
Dameyune Craig (1995-96-97)	3	42-94-1	44.6	675	2
Jason Campbell (2001-02-03-04)	4	43-73-4	58.9	479	1
Brandon Cox (2005-06-07)	3	50-93-2	53.7	459	2
Ben Leard (2000)	1	28-37-2	75.6	394	3
Stan White (1990)	1	31-48-0	64.5	351	1
Jeff Burger (1984-85-86-87)	4	37-63-5	58.7	333	2
Reggie Slack (1988-89)	2	35-55-5	63.6	303	4
Randy Campbell (1982-83)	2	12-22-2	54.5	198	0
Phil Gargis (1973-74)	2	13-26-3	50.0	180	4
Pat Washington (1984-85)	2	7-19-0	36.8	166	1
Loran Carter (1968)	1	7-28-3	25.0	156	2
Jimmy Sidle (1963)	1	12-25-1	48.0	141	0
Alex Bowden (1965)	1	11-24-1	45.8	112	0
Howell Tubbs (1955)	1	4-9-0	44.4	101	1
Robert Freeman (1953-54)	2	5-14-2	35.7	76	1
Daniel Cobb (2001)	1	6-10-1	60.0	71	1
Duke Donaldson (1985-86-87-88)	4	1-1-0	100.0	58	0
Vince Dooley (1953)	1	4-8-1	50.0	49	0
Patrick Nix (1995)	1	5-25-2	20.0	48	1
Wade Whatley (1972-73)	2	3-6-0	50.0	42	0
Jimmy Cook (1955)	1	3-3-0	100.0	41	1



Auburn Individual Bowl Statistics



Pedro Cherry (1989, 1990)	2	1	-3	-3.00	0
Terry Walker (1982)	1	1	-4	-4.00	0
Carnell Williams (2003, 2004)	2	2	-6	-3.00	0
Fred Beasley (1995, 1996, 1997)	3	1	-9	-9.00	0

*** Missing 1936 Bacardi, 1937 Orange and 1953 Gator

Punting

Name	G	NO	YDS	AVG	LNG
Damon Duval (2000-01-02)	3	16	765	47.8	67
Roger Prueett (1971-73)	2	6	274	45.7	--
Clyde Baumgartner (1974)	1	2	91	45.5	54
David Beverly (1970-71-72)	3	17	771	45.4	55
Kody Bliss (2003-04-05-06)	4	21	930	44.3	58
Jaret Holmes (1996-97)	2	5	216	43.2	51
Brian Shulman (1986-87-88)	3	17	715	42.1	58
Johnny Adams (1954)	1	1	42	42.0	42
Robert Freeman (1953-54)	2	1	40	40.0	40
Lewis Colbert (1982-83-84-85)	4	20	792	39.6	51
Matt Hawkins (1995)	1	8	313	39.1	55
Richie Nell (1989-90)	2	7	266	38.0	50
Fob James (1953-54-55)	3	1	36	36.0	36
Connie Frederick (1968-69)	2	10	355	35.5	--
Dwight Brisendine (1968)	1	2	62	31.0	--
Bill Burbank (1955)	1	2	51	25.5	--
Ryan Shoemaker (2007)	1	8	309	38.6	53

*** Missing 1965 Liberty, 1963 Orange, 1953 Gator, 1937 Orange, 1936 Bacardi

Punt Returns

Name	G	NO	YDS	AVG	TD
Shayne Wasden (1988-89-90)	3	6	105	17.5	0
Mike Fuller (1972-73-74)	3	5	63	12.6	0
Clifton Robinson (2000)	1	4	48	12.0	0
Markeith Cooper (1996-97)	2	5	59	11.8	0
Robert Dunn (2005-07)	2	4	35	8.8	0
Larry Blakeney (1969)	1	1	7	7.0	0
Karsten Bailey (1995-96-97)	3	1	6	6.0	0
Jim McKinney (1972-73-74)	3	1	6	6.0	0
Robert Baker (1995-96)	2	5	29	5.8	0
Roderick Hood (2000-01-02)	3	12	65	5.4	0
Carnell Williams (2003-04)	2	3	16	5.3	0
Trey Gainous (1983-84-85-86)	4	7	31	4.4	0
Fob James (1953-54-55)	3	1	3	3.0	0
Alton Shell (1954-55)	2	1	3	3.0	0
Tre Smith (2000-03-05-06)	4	4	10	2.5	0
Johnny Simmons (1970-71-72)	3	2	4	2.0	0
Jimmie Warren (1983-85)	2	1	0	0.0	0
Lionel James (1982-83)	2	1	0	0.0	0
Benny Sivley (1971-72-73)	3	1	0	0.0	0
Larry Willingham (1968-69-70)	3	--	--	----	1

*** Missing: 1970 Gator, 1968 Sun, 1965 Liberty, 1963 Orange, 1954 Gator, 1953 Gator, 1937 Orange, 1936 Bacardi

Kickoff Returns

Name	G	NO	YDS	AVG	TD
Roderick Hood (2000-01-02)	3	1	41	41.0	0
Patrick Lee (2006-07)	2	3	103	34.3	0
Clayton Beauford (1982-83-84)	3	1	29	29.0	0
Alexander Wright (1986-87-88-89)	4	2	57	28.5	0
Terry Henley (1970-71-72)	3	1	28	28.0	0
David Middleton (1953-54)	2	1	27	27.0	0
Shayne Wasden (1988-89-90)	3	4	103	25.8	0

Wallace Clark (1968-69-70)	3	3	77	25.7	0
David Langner (1971-72)	2	1	25	25.0	0
Eric Hines-Tucker (1995-96)	2	2	49	24.5	0
James Joseph (1986-88-89-90)	4	2	48	24.0	0
Shan Morris (1985-88)	2	1	24	24.0	0
Markeith Cooper (1996-97)	2	3	71	23.7	0
Tristan Davis (2006-07)	2	2	47	23.5	0
Brent Fullwood (1983-84-85-86)	4	2	47	23.5	0
Tre Smith (2002-03-05)	3	1	23	23.0	0
Joe Walkins (2001)	1	1	23	23.0	0
Robert Baker (1995-96)	2	2	45	22.5	0
Mickey Zofko (1968-69-70)	3	3	67	22.3	0
Carlos Rogers (2001-02-03-04)	4	1	22	22.0	0
Robert Hoppe (1955)	1	1	22	22.0	0
Joe Childress (1953-54-55)	3	3	64	21.3	0
Harry Mose (1987)	1	3	63	21.0	0
Perry Reed (1987)	1	2	42	21.0	0
Pedro Cherry (1989-90)	2	1	21	21.0	0
Karsten Bailey (1995-96-97)	3	3	61	20.3	0
Rick Neel (1973-74)	2	2	40	20.0	0
Carnell Williams (2003-04)	2	1	20	20.0	0
Robert Freeman (1953-54)	2	1	20	20.0	0
Tommy Lowry (1969-70-71)	3	1	19	19.0	0
Kyle Collins (1983-84-85)	3	2	37	18.5	0
James Owens (1970-71-72)	3	2	37	18.5	0
Fob James (1953-54-55)	3	2	37	18.5	0
Mike Fuller (1972-73-74)	3	3	54	18.0	0
Devin Aromashodu (2002-03-04-05)	4	5	87	17.4	0
Alex Smith (1989-90)	2	1	17	17.0	0
Tim Carter (2000-01)	2	2	32	16.0	0
Trey Gainous (1983-84-85-86)	4	1	16	16.0	0
Brad Lester (2005)	1	1	15	15.0	0
Alan Evans (1982-83)	2	2	28	14.0	0
Kevin McLeod (1995-96-97)	3	1	12	12.0	0
Lionel James (1982-83)	2	2	23	11.5	0
Curtis Stewart (1985-87)	2	1	10	10.0	0
Terry Page (1971)	1	1	8	8.0	0
Howell Tubbs (1955)	1	1	8	8.0	0

*** Missing: 1970 Gator, 1965 Liberty, 1963 Orange, 1953 Gator, 1937 Orange, 1936 Bacardi

Interceptions

Name	G	NO	YDS	AVG	TD
Buddy McClinton (1968-69)	2	3	51	17.0	1
Arthur Johnson (1984-85-86)	3	2	38	19.0	0
Donald Webb (1968-69)	2	2	29	14.5	0
Ron Yarbrough (1968)	1	2	21	10.5	0
Chip Powell (1984-85-86)	3	2	0	0.0	0
Karibi Dede (2006)	1	1	52	52.0	0
Kevin Porter (1984-85-86-87)	4	1	35	35.0	1
Junior Rosegreen (2001-02-03-04)	4	1	32	32.0	0
Mark Dorminey (1982)	1	1	29	29.0	0
Mike Fuller (1972-73-74)	3	1	29	29.0	0
Roderick Hood (2000-01-02)	3	1	28	28.0	0
Danny Arnold (1973-74)	2	1	21	21.0	0
Smokey Hodge (1986-87-88)	3	1	13	13.0	0
Jim McKinney (1972-73-74)	3	1	12	12.0	0
Victor Beasley (1982-83-84)	3	1	10	10.0	0
Sonny Ferguson (1968-69)	2	1	9	9.0	0
Jonathan Robinson (1983-84-85)	3	1	8	8.0	0
Derrick Graves (2002-03-04)	3	1	4	4.0	0
Mike Kolen (1968-69)	2	1	3	3.0	0
Gregg Carr (1982-83-84)	3	1	2	2.0	0
Jimmy Cook (1955)	1	1	1	1.0	0
Will Herring (2003-04-05)	3	1	0	0.00	0
Karlos Dansby (2001-02-03)	3	1	0	0.0	0



Auburn Individual Bowl Statistics



Takeo Spikes (1995-96-97).....	3	1	0	0.0	0
Tyrece Williams (1995-96-97).....	3	1	0	0.0	0
Dell McGee (1995).....	1	1	0	0.0	0
Quentin Riggins (1986-87-88-89).....	4	1	0	0.0	0
Russ Carreker (1985-86).....	2	1	0	0.0	0
Tim Drinkard (1982).....	1	1	0	0.0	0
Johnny Simmons (1970-71-72).....	3	1	0	0.0	0
Dave Beck (1970-71-72).....	3	1	0	0.0	0
Jimmie Warren (1983-85).....	2	1	0	0.0	0
Bruce Evans (1972-73-74).....	3	1	0	0.0	0
Bobby Strickland (1968-69-70).....	3	1	0	0.0	0

*** Missing: 1970 Gator, 1953 Gator, 1937 Orange, 1936 Bacardi

Scoring

Name.....	G	TD	2Pt	XP	FG	S	PTS
Bo Jackson (1983-84-85-86).....	4	6	0-0	0-0	0-0	0	36
Ronnie Brown (2001-02-03-04).....	4	4	0-0	0-0	0-0	0	24
John Vaughn (2004-05-06).....	3	0	0-0	8-8	5-5	0	23
Al Del Greco (1982-83).....	2	0	0-0	3-3	5-6	0	18
Win Lyle (1987-88-89).....	3	0	0-0	6-6	4-4	0	18
Jaret Holmes (1996-97).....	2	0	0-0	2-2	5-7	0	17
Joe Childress (1953-54-55).....	3	2	0-0	3-5	0-0	0	15
Carl Stewart (2006).....	1	2	0-0	0-0	0-0	0	12
Carnell Williams (2003-04).....	2	2	0-0	0-0	0-0	0	12
Dameyune Craig (1995-96-97).....	3	2	0-4	0-0	0-0	0	12
Ed Butler (1972-73-74).....	3	2	0-0	0-0	0-0	0	12
Fob James (1953-54-55).....	3	2	0-0	0-0	0-0	0	12
Greg Taylor (1988-89-90).....	3	2	0-0	0-0	0-0	0	12
Harry Unger (1970-71).....	2	2	0-0	0-0	0-0	0	12
Mickey Zofko (1968-69-70).....	3	2	0-0	0-0	0-0	0	12
Rusty Williams (1996-97).....	2	2	0-0	0-0	0-0	0	12
Stan White (1990).....	1	2	0-0	0-0	0-0	0	12
Thomas Gossom (1972-73-74).....	3	2	0-0	0-0	0-0	0	12
Walter Reeves (1985-86-87-88).....	4	2	0-0	0-0	0-0	0	12
John Riley (1968-69).....	2	0	0-0	5-5	2-5	0	11
Damon Duval (2000-01-02).....	3	0	0-0	6-6	1-3	0	9
Jim Von Wyl (1989-90).....	2	0	0-0	3-3	2-2	0	9
Dan Nugent (1972-73-74).....	3	1	1-1	0-0	0-0	0	8
Gardner Jett (1971-72).....	2	0	0-0	5-5	1-2	0	8
Alex Smith (1989-90).....	2	1	0-0	0-0	0-0	0	6
Alvin Bresler (1969-70).....	2	1	0-0	0-0	0-0	0	6
Billy Hitchcock (1936-37).....	2	1	0-0	0-0	0-0	0	6
Brent Fullwood (1983-84-85-86).....	4	1	0-1	0-0	0-0	0	6
Buddy McClinton (1968-69).....	2	1	0-0	0-0	0-0	0	6
Clifton Robinson (2000).....	1	1	0-0	0-0	0-0	0	6
Connie Frederick (1968-69).....	2	1	0-0	0-0	0-0	0	6
Courtney Taylor (2003-04-05).....	3	1	0-0	0-0	0-0	0	6
Deandre Green (2000).....	1	1	0-0	0-0	0-0	0	6
Devin Aromashodu (2002-03-04-05).....	4	1	0-0	0-0	0-0	0	6
Greg Pratt (1982).....	1	1	0-0	0-0	0-0	0	6
Herbert Casey (1989-90).....	2	1	0-0	0-0	0-0	0	6
James Wallace Long (1953-54).....	2	1	0-0	0-0	0-0	0	6
Jimmy Sidle (1963).....	1	1	0-0	0-0	0-0	0	6
Kevin McLeod (1995-96-97).....	3	1	0-0	0-0	0-0	0	6
Kevin Porter (1984-85-86-87).....	4	1	0-0	0-0	0-0	0	6
Larry Willingham (1968-69-70).....	3	1	0-0	0-0	0-0	0	6
Lawyer Tillman (1985-86-87-88).....	4	1	0-0	0-0	0-0	0	6
Lorenzo Diamond (2001-002).....	2	1	0-0	0-0	0-0	0	6
Mitzi Jackson (1974).....	1	1	0-0	0-0	0-0	0	6
Pat Sullivan (1969-70-71).....	3	1	0-0	0-0	0-0	0	6
Ralph O'Gwynne (1936-37).....	2	1	0-0	0-0	0-0	0	6
Red Phillips (1955).....	1	1	0-0	0-0	0-0	0	6
Reggie Slack (1988, 1989).....	2	1	0-0	0-0	0-0	0	6
Rob Spivey (1972-73).....	2	1	0-0	0-0	0-0	0	6
Robert Baker (1995-96).....	2	1	0-0	0-0	0-0	0	6
Robert Duke (1953).....	1	1	0-0	0-0	0-0	0	6
Robert Freeman (1953-54).....	2	1	0-0	0-0	0-0	0	6

Ronney Daniels (2000).....	1	1	0-0	0-0	0-0	0	6
Rudi Johnson (2000).....	1	1	0-0	0-0	0-0	0	6
Sandy Cannon (1971-72).....	2	1	0-0	0-0	0-0	0	6
Terry Beasley (1969-70-71).....	3	1	0-0	0-0	0-0	0	6
Tim Christian (1968).....	1	1	0-0	0-0	0-0	0	6
Tom Bryan (1965).....	1	1	0-0	0-0	0-0	0	6
Tommy Traylor (1968-69).....	2	1	0-0	0-0	0-0	0	6
Tyrone Goodson (1995-96-97).....	3	1	0-0	0-0	0-0	0	6
Vince Dooley (1953).....	1	1	0-0	0-0	0-0	0	6
Wade Whatley (1972-73).....	2	1	0-0	0-0	0-0	0	6
Willie Gosha (1995-96).....	2	1	0-0	0-0	0-0	0	6
Willie Howell (1982).....	1	1	0-0	0-0	0-0	0	6
Ben Tate (2006, 2007).....	2	1	0-0	0-0	0-0	0	6
Mario Fannin (2007).....	1	1	0-0	0-0	0-0	0	6
Kodi Burns (2007).....	1	1	0-0	0-0	0-0	0	6
Chris Wilson (1972-73-74).....	3	0	0-0	2-2	1-1	0	5
Wes Byrum (2007).....	1	0	0-0	2-2	1-1	0	5
Chris Johnson (1985-87-88).....	3	0	0-0	1-1	1-2	0	4
Chris Knapp (1984-86).....	2	0	0-0	3-3	0-0	0	3
Dave Beck (1970-71-72).....	3	0	1-1	0-0	0-0	0	2
Matt Hawkins (1995).....	1	0	0-0	2-2	0-1	0	2
Pat Washington (1984-85).....	2	0	1-1	0-0	0-0	0	2
Tracy Rucker (1985-86-87-98).....	4	0	0-0	0-0	0-0	1	2
Howell Tubbs (1955).....	1	0	0-0	1-1	0-0	0	1
James Fenton (1936-37).....	2	0	0-0	1-1	0-0	0	1
Don Lewis (1963-65).....	2	0	0-0	0-1	0-1	0	0
Greg Gillis (1974).....	1	0	0-0	0-0	0-1	0	0
Jason Campbell (2001-02-03-004).....	4	0	0-1	0-0	0-0	0	0
Phil Gargis (1973-74).....	2	0	1-1	0-0	0-0	0	0
Randy Campbell (1982-83).....	2	0	0-1	0-0	0-0	0	0
Robert McGinty (1984).....	1	0	0-0	0-1	0-1	0	0
Team (1955).....	1	0	0-0	0-1	0-0	0	0

*** Missing (kickers): 1973 Sun, 1970 Gator, 1963 Orange, 1953 Gator, 1937 Orange



Auburn Bowl History



1937 Bacardi Bowl



Auburn 7
Villanova 7

January 1, 1937
 Cuban National Sports Festival
 Havana, Cuba

Auburn's bowl history began in 1937 when the Tigers and Villanova tied 7-7 in the Bacardi Bowl, sometimes referred to as the Rhumba Bowl or the Cigar Bowl, the climaxing event of

Cuba's annual National Sports Festival. The game was played in Havana, Cuba, and is the first and only bowl game to ever be played outside the United States.

An Auburn drive in the first quarter stalled on the 10-yard line where the Wildcats took over on downs. After a Villanova punt, Auburn back Billy Hitchcock broke loose around left end and rambled 40 yards for the Tigers only score. The score at the half was Auburn 7, Villanova 0.

Auburn stopped a Villanova drive on its own 12-yard line during the third quarter but couldn't get field position. Villanova was able to tie the score when they blocked an Auburn quick kick and the ball bounced into the endzone where Wildcat Lineman Matthews Kuber fell on it for the score. The PAT tied up the game.

Auburn's return to the States marked an end to more than 11,000 miles of football travel for the 7-2-2 Tigers that finished the season ranked 13th in the nation under coach Jack Meagher.

The game was played in a revolutionary atmosphere. Fulgencio Batista, the dictator who would be overthrown by Fidel Castro 22 years

Auburn	0	7	0	0	—	7
Villanova	0	0	0	7	—	7

AU - Hitchcock 40 run (kick), 2nd
 VU - Kuber recovered blocked kick in endzone, 4th

	AU	VU
First Downs	9	7
Rushing Yards	152	129
Passing Yards	29	24
Passing (C-A-I)	2-12-1	2-6-2
Total Offense	181	153
Punts-Avg.	44.0	37.0
Fumbles Lost	1	1
Penalty Yards	20	20

Attendance: 12,000

later, had just assumed power. The game was almost canceled because Batista's picture was not in the game program. A quick trip to the printer saved the Bacardi Bowl and allowed Auburn's bowl history to get off to a significant and historical beginning.

1938 Orange Bowl



Auburn 6
Michigan State 0

January 1, 1938
 Orange Bowl
 Miami, Florida

Southeastern Conference officials lifted a ban which forbade SEC teams to play postseason games in bowls other than the Rose and Sugar Bowls and allowed Auburn to play Michigan State

in the Orange Bowl.

A capacity crowd of 19,000 fans watched an aggressive Auburn team defeat the powerful Spartans, 6-0 limiting Michigan State to only two first downs, the first coming late in the third quarter, and 57 total offensive yards, 32 yards rushing and 25 passing. Auburn racked up 233 yards on the ground and 79 through the air for 312 total yards.

Auburn's only score was set up by a George Kenmore 60-yard punt return that put the Tigers on the Spartan 36-yard line. On the first play

Auburn	0	6	0	0	—	6
Michigan St.	0	0	0	0	—	0

AU - O'Gwynne 2 run (kick failed), 2nd


	AU	MSU
First Downs	12	2
Rushing Yards	197	40
Passing Yards	81	25
Passing (C-A-I)	4-12-3	2-9-2
Total Offense	278	65
Punts-Avg.	10-32.3	12-40.4
Fumbles/Lost	0/0	0/0
Penalty Yards	50	40

Attendance: 18,972

from scrimmage Kenmore passed to Ralph O'Gwynne at the Spartan two-yard line. On fourth and goal from the one, O'Gwynne circled left end for the only score of the game.

Coach Jack Meagher's Tigers finished the season with a 6-2-3 record.

1954 Gator Bowl



Auburn 13
Texas Tech 35

January 1, 1954
Gator Bowl
Jacksonville, Florida

In Auburn's first bowl appearance in 15 years, and first bowl game under Ralph "Shug" Jordan, the Tigers starting offensive backfield included a future Governor of Alabama (Fob James) and a

future coach of the University of Georgia (Vince Dooley), but Texas Tech was not impressed and handed the Tigers a 35-13 defeat.

Dooley guided Auburn to a touchdown the first time they had the ball as the Tigers went 60 yards in 10 plays, with James' 21-yard run being a key play in the drive. Bobby Duke scored from the one. A tough Auburn defense held the Red Raiders, the nation's highest scoring team, to just 11 yards in the first quarter. But it wasn't long before they would get on track.

Texas Tech scored early in the second period on a 30-yard pass from Jack Kirkpatrick to Bobby Cavazos. Auburn came back after an inter-

cepted pass, and Dooley scored on a 10-yard run to end the drive. The Tigers led 13-7 at half-time, but it was all downhill from there.

Texas Tech scored the first two times they had the ball in the second half, once after blocking an Auburn punt, to lead at the end of three quarters, 21-13. Two touchdowns on two possessions in the fourth quarter made the final score read Texas Tech 35, Auburn 13.

Auburn	7	6	0	0	—	13
Texas Tech	0	7	14	14	—	35

AU - Duke 1 run (kick), 1st
TT - Cavazos 30 pass from Kirkpatrick (kick), 2nd
AU - Dooley 10 run (kick failed), 2nd
TT - Erwin 53 pass from Kirkpatrick (kick), 3rd
TT - Cavazos 2 run (kick), 3rd
TT - Fumble recovered in endzone (kick), 4th
TT - Cavazos 59 run (kick), 4th

	AU	TT
First Downs	12	11
Rushing Yards	195	226
Passing Yards	72	145
Passing (C-A-I)	6-16-2	6-12-1
Total Offense	267	371
Punts-Avg.	6-30.5	6-33.1
Fumbles Lost	2	0
Penalty Yards	66	83

RUSHING: (AU) Dooley 16-56 (TD), James 6-28, Duke 4-37 (TD), Minor 4-32, Hataway 3-16; (TTU) Cavazos 13-141 (3TD), Jones 2-44, Johnson 7-31, Lewis 5-12, Green 1-11.

PASSING: (AU) Dooley 4-8-1, 49, Freeman 2-7-1, 23, Davis 0-1-0, 0; (TTU) Kirkpatrick 3-4-0, 95, Johnson 1-2-0, 6, Hill 1-1-0, 31, Lewis 1-1-0, 13.

RECEIVING: (AU) N/A.

Attendance: 28,641

1954 Gator Bowl



Auburn 33
Baylor 13

December 31, 1954
Gator Bowl
Jacksonville, Florida

Auburn became the first team to play in the same bowl game twice in the same year when they defeated Baylor 33-13 in the 1954 Gator Bowl. The Tigers had met Texas Tech in the Jan. 1,

1954, Gator Bowl, but then Gator Bowl officials decided to move the game away from New Year's Day.

Baylor fumbled the opening kickoff, Auburn recovered and five plays later "Joltin Joe" Childress scored the first Auburn touchdown.

Baylor came back with a nine-play, 63-yard drive to tie the score at 7-7 at the end of the first quarter.

Auburn's two possessions of the second quarter resulted in a pair of touchdowns, a 43-yard run by Fob James and a four-yard Bobby Freeman to Jimmy Long pass which capped a 92-yard drive. Auburn led at the half, 21-7.

The Tigers scored twice in the second half, sandwiching their scores

around a five-play, 66-yard drive by the Bears. Childress capped an 87-yard Auburn drive with a three-yard run, and the Tigers ended the scoring with a three-play 67-yard drive to win going away, 33-13.

Childress was the game's MVP with 134 yards on 20 carries.

Auburn finished the season with an 8-3 record under Coach Ralph "Shug" Jordan.

Auburn	7	14	12	0	—	33
Baylor	7	0	6	0	—	13

AU - Childress 7 run (kick), 1st
BU - Saage 1 run (kick), 1st
AU - James 43 run (kick), 2nd
AU - Long 4 pass from Freeman (kick), 2nd
AU - Childress 3 run (kick failed), 3rd
BU - Dupre 38 run (kick blocked), 3rd
AU - Freeman 5 run (kick failed), 3rd

	AU	BU
First Downs	25	16
Rushing Yards	423	105
Passing Yards	53	134
Passing (C-A-I)	3-7-1	10-18-0
Total Offense	476	239
Punts-Avg.	2-41.0	3-42.0
Fumbles Lost	2	4
Penalty Yards	52	25

RUSHING: (AU) Childress 20-134 (2TD), Freeman 12-80 (TD), Middleton 12-60, James 6-71 (TD); (BU) N/A.

PASSING: (AU) Freeman 3-7-1, 53 (TD); (BU) N/A.

RECEIVING: (AU) Hall 1-33, Pyborn 1-16, Long 1-4 (TD); (BU) N/A.

Attendance: 28,426

Did You Know?

Auburn has played two bowl games in one calendar year eight times. They are:
1954: Gator Bowl, Jan. 1 vs. Texas Tech and the Gator Bowl, Dec. 31 against Baylor.
1972: Sugar Bowl, Jan. 1 vs. Oklahoma and the Gator Bowl, Dec. 30 vs. Colorado
1984: Sugar Bowl, Jan. 2 vs. Michigan and the Liberty Bowl, Dec. 27 vs. Arkansas.
1990: Hall of Fame Bowl, Jan. 1 vs. Ohio State and the Peach Bowl, Dec. 29 vs. Indiana.
1996: Outback Bowl, Jan. 1 vs. Penn State and the Independence Bowl, Dec. 31 vs. Army.
2001: Citrus Bowl, Jan. 1 vs. Michigan and the Peach Bowl, Dec. 31 vs. North Carolina.
2003: Capital One Bowl, Jan. 1 vs. Penn State and the Music City Bowl, Dec. 31 vs. Wisconsin
2007: Cotton Bowl, Jan. 1 vs. Nebraska and the Chick-fil-A Bowl, Dec. 31 vs. Clemson



Auburn Bowl History



1955 Gator Bowl



Auburn 13
Vanderbilt 25

December 31, 1955
 Gator Bowl
 Jacksonville, Florida

It was Auburn's third straight trip to the Gator Bowl and Vanderbilt's first bowl game ever, and that might tell the story of Auburn's 25-13 upset loss to the Commodores.

Vanderbilt scored first on a seven-yard Don Orr to Joe Stephenson pass which was set up by a Howell Tubbs fumble, the first of three for him that day, which gave the Commodores the ball on the Tigers' 39-yard line. Auburn scored early in the second quarter, driving 72 yards for the TD. Tubbs passed to Fob James for 38 yards and the touchdown. Vanderbilt scored quickly, going 76 yards in four plays as Orr scored from the three-yard line. The extra point was not good and the Commodores led at the half, 13-7.

Another Tubbs fumble set up Vanderbilt's first scoring drive of the second half. Recovering at the Auburn 45-yard line, Vanderbilt took eight plays to score with Phil King going over from the one, giving Vanderbilt a 19-7 lead. A poor punt and a 15-yard penalty gave the Commodores the ball on the Auburn 26-yard line after the Tigers were unable to move. On the first play of the fourth quarter, Charlie Horton scored from the Auburn one to give Vanderbilt a 25-7 lead. Auburn finished the scoring with a seven-yard Jimmy Cook to Red Phillips pass at the end of a six-play, 66-yard drive to make the final score 25-13.

Auburn fumbled five times with Vanderbilt recovering all five to set up the Tigers most disappointing loss of the 1955 campaign. The Tigers finished with an 8-2-1 record.

Joe Childress was voted Auburn's outstanding player.

Auburn	0	7	0	6	—	13
Vanderbilt	7	6	6	6	—	25

VU - Stephenson 7 pass from Orr (kick), 1st
 AU - James 38 pass from Tubbs (kick), 2nd
 VU - Orr 3 run (kick failed), 2nd
 VU - King 1 run (kick failed), 3rd
 VU - Horton 1 run (kick blocked), 4th
 AU - Phillips 4 pass from Cook (kick failed), 4th

	AU	VU
First Downs	15	15
Rushing Yards	159	177
Passing Yards	142	94
Passing (C-A-I)	8-13-1	5-8-0
Total Offense	301	271
Punts-Avg.	3-29.0	4-32.0
Fumbles Lost	.6	1
Penalty Yards	.59	54


RUSHING: (AU) Childress 15-58, Tubbs 11-25, James 9-43 (TD), Hoppe 6-33, Cook 2-6; (VU) Horton 13-57 (TD), Orr 10-43 (TD), Hunt 6-39, King 10-33, Morgan 1-6, Scalen 1-3, Jakaley 1(-1), PePoy 2(-3), .

PASSING: (AU) Tubbs 4-9-0, 101 (TD), Cook 3-3-0, 41 (TD), Burbank 0-1-0, 0; (VU) Orr 4-6-1, 67 (TD), Sturm 1-2-0, 27.

RECEIVING: (AU) James 2-51 (TD), Elliott 2-41, Phillips 2-28 (TD), Childress 1-22; (VU) Scalen 2-44, Stephenson 2-23, Brown 1-27.

Attendance: 32,175

1964 Orange Bowl



Auburn 7
Nebraska 13

January 1, 1964
 Orange Bowl
 Miami, Florida

A trip to the Orange Bowl capped a near perfect season for the Auburn Tigers. Coach "Shug" Jordan led his Tigers to a 9-1 record with a rugged defense and an option offense featuring

All-America quarterback Jimmy Sidle and halfback Tucker Frederickson. Auburn had defeated Alabama 10-8 to earn the chance to play the Big Eight powerhouse Nebraska Cornhuskers.

Auburn found itself in the hole on the second play from scrimmage as Nebraska quarterback Dennis Claridge sneaked off right guard for a 68-yard touchdown gallop that left Auburn trailing 7-0 before most of the fans were seated. Two Dave Theissen field goals gave the Cornhuskers a 13-0 lead with over 10 minutes remaining in the first half. That is the lead the Nebraska team took in the locker room.

The "Jekyll and Hyde" Auburn team was as dominating in the second half as they were inept in the first half. Sidle led the resurgence of the Tigers by capping off their only scoring drive with a 13-yard run in the third quarter. With only 1:30 left in the game, the Tigers were on the Nebraska 10-yard line. But a costly motion penalty and an incomplete fourth down desperation pass sealed the Cornhusker victory.

Auburn dominated in the second half, combining for 110 rushing yards and 101 passing yards while limiting Nebraska to 43 yards on the ground and nine in the air.

Sidle finished the day with 96 yards rushing on 21 carries.

Auburn	0	0	7	0	—	7
Nebraska	10	3	0	0	—	13

NU - Claridge 68 run (Theissen kick), 13:47, 1st
 NU - Theissen 31 FG, 5:26, 1st
 NU - Theissen 36 FG, 13:05, 2nd
 AU - Sidle 13 run (Woodall kick), 3:32, 3rd

	AU	NU
First Downs	17	11
Rushing Yards	126	204
Passing Yards	157	30
Passing (C-A-I)	14-27-1	4-9-0
Total Offense	283	234
Punts-Avg.	6-35.2	7-38.3
Fumbles/Lost	3/1	2/1
Penalty Yards	.39	65


RUSHING: (AU) Sidle 25-96 (TD), Rawson 4-14, Frederickson 3-4, Sutton 1-6, Rose 1(-3), Griffith 1(-3); (NU) N/A.

PASSING: (AU) Sidle 12-25, 141, Rose 2-2, 16; (NU) N/A.

RECEIVING: (AU) Simpson 4-39, Rose 3-37, Waid 2-34, Ingle 2-22, Lewis 2-15, Sidle 1-10; (NU) N/A.

Attendance: 72,647

1965 Liberty Bowl



Auburn 7
Ole Miss 13
 December 18, 1965
 Liberty Bowl Memorial Stadium
 Memphis, Tennessee

It was the Seventh Annual Liberty Bowl, but the first to be played in the present site of Memphis, Tenn., that saw the Ole Miss Rebels hold off a gallant Auburn comeback to win 13-7.

Ole Miss got the scoring started when Johnny Keyes connected on a 42-yard field goal in the first period. Auburn marched right back and scored when fullback Tom Bryan broke off left tackle and raced 44 yards for the touchdown. The score at halftime was Auburn 7, Ole Miss 3.

The Rebels took the opening kickoff and ran off nine consecutive rushing plays to march to the Tiger six-yard line. From there reserve quarterback Joe Graves went to the air and found wingback Doug Cunningham for a six-yard touchdown pass. The extra point gave Ole Miss a 10-7 lead. Keyes added another field goal to complete the scoring but not the action. Auburn marched deep into Rebel territory. But, with only seconds remaining, the Tigers' desperation fourth down pass fell incomplete, preserving the win for the Rebels.

Auburn's Bryan was selected as the game's Most Valuable Player and the Outstanding Back. He finished with 111 rushing yards on 19 carries. Tiger back Robert Fulghum was selected as the Outstanding Defensive Back. Coach "Shug" Jordan's team finished with a 5-5-1 record.

Auburn	0	7	0	0	—	7
Ole Miss	0	3	7	3	—	13

OM - Keyes 42 FG, 2nd
 AU - Bryan 44 run (Lewis kick), 6:58, 2nd
 OM - Cunningham 6 pass from Graves (Keyes kick), 3rd
 OM - Keyes 30 FG, 11:55, 4th

	AU	OM
First Downs	15	12
Rushing Yards	156	189
Passing Yards	112	24
Passing (C-A-I)	11-24-1	4-12-0
Total Offense	268	213
Punts-Avg.	8-39.0	9-34.8
Fumbles/Lost	0/0	0/0
Penalty-Yards	4-29	5-25

RUSHING: (AU) Bryan 19-111 1 TD; (OM) Dennis 15-75, Heidel 16-72, Wade 13-43.
PASSING: (AU) Bowden 11-24-1-112; (OM) Graves 2-10-0-15 1 TD, Heidel 2-2-0-9.
RECEIVING: (AU) Hardy 4-46, Bryan 3-23; (OM) Matthews 2-9.

Attendance: 38,607

1968 Sun Bowl



Auburn 34
Arizona 10
 December 28, 1968
 Sun Bowl Stadium
 El Paso, Texas

The Tigers broke open a 10-10 half-time deadlock and exploded to a 31st Annual Sun Bowl win in El Paso, Texas.

Auburn jumped to a 10-0 lead early in the game behind a 65-yard scoring pass from quarterback Loran Carter to halfback Mickey Zofko and a 52-yard field goal by John Riley. Arizona came back with a touchdown pass and field goal of their own to tie the score as the players headed for the locker room at the half.

Auburn reserve quarterback, Tommy Traylor, scampered nine yards to open the second half scoring for the Tigers on their first possession of the half. Two plays later, Buddy McClinton picked off an errant Wildcat pass, one of three interceptions for McClinton, and raced 32 yards for another Auburn score.

Riley added another field goal and Carter flipped a 43-yard touchdown pass to Tim Christian to complete the Tiger scoring.

The game's oddest play occurred when Auburn punter Connie Frederick had a punt blocked by Arizona. The Wildcats almost recovered the loose ball for a touchdown but Frederick managed to get to the ball first and was able to punt the ball a second time.

Auburn's defense combined for a Sun Bowl record of eight interceptions.

McClinton was named the game's Most Valuable Player while teammate David Campbell was named Most Valuable Lineman from his defensive tackle position.

Arizona	0	10	0	0	—	10
Auburn	10	0	14	10	—	34

AU - Riley 52 FG, 2:19, 1st
 AU - Zofko 65 pass from Carter (Riley kick), 0:17, 1st
 UA - Hurley 37 FG, 7:51, 2nd
 UA - Aranson 12 pass from Lee (Hurley kick), 0:54, 2nd
 AU - Traylor 9 run (Riley kick), 3:15, 3rd
 AU - McClinton 31 interception return (Riley kick), 2:51, 3rd
 AU - Christian 42 pass from Carter (Riley kick), 14:19, 4th
 AU - Riley 41 FG, 11:14, 4th

	UA	AU
First Downs	16	12
Rushing Yards	70	147
Passing Yards	164	156
Passing (C-A-I)	13-44-8	7-28-3
Total Offense	234	303
Punts-Avg.	11-34.3	7-26.4
Fumbles/Lost	2/1	3/2
Penalty-Yards	4-38	4-36

RUSHING: (UA) Fuimaono 18-48, Husted 16-35, Gardin 1-22, Lee 2-(-15), Driscoll 8-(-20); (AU) Hurston 14-49, Currier 11-29, Zofko 9-26, Traylor 4-20, Carter 7-14, Ellis 3-8, Clark 4-1, Crawford 2-0.
PASSING: (UA) Lee 6-24-6-89 1 TD, Driscoll 7-20-2-75; (AU) Carter 7-28-3-156 2 TD.
RECEIVING: (UA) Gardin 5-74, Sherwood 2-40, Coddington 2-32, Fuimaono 2-4, Aranson 1-12 1 TD, Mitchell 1-2; (AU) Christian 3-62 1 TD, Zofko 1-65 1 TD, Currier 1-17, Ellis 1-7, Giffin 1-5.

Attendance: 32,302



Auburn Bowl History



1969 Astro-Bluebonnet Bowl



Auburn 7
Houston 36

December 31, 1969
 Astrodome
 Houston, Texas

Auburn played its first football game indoors losing to Houston 36-7 in the Astro-Bluebonnet Bowl.

Houston executed its veer offense to perfection and executed Auburn in the

process. Behind the leadership of sophomore quarterback Gary Mullins, the Cougars piled up Astro-Bluebonnet records for rushing yards with 376 and total yards with 516.

Auburn's Terry Beasley, just a sophomore, fumbled the ball away at the Tiger 29-yard line on the opening kickoff. The Cougars covered those 29 yards in seven plays with Mullins sneaking over from the one-yard line.

Later, Houston capped an 80-yard drive with a Carlos Lopez 27-yard field goal to take a 10-0 lead early in the second quarter. A bowl record 57-yard punt by Auburn's Connie Frederick put Houston back at its own 16-yard line, but the Cougars stormed away with an 84-yard, five-play drive. Strong went 74 yards on the first play of the drive and scored the touchdown on fourth and goal from the one.

Auburn mounted its only scoring drive of the game, going 67 yards in five short plays in the second quarter. A 36-yard halfback pass from Mickey Zofko to Frederick finished the drive. The Tigers seemed to take the momentum into the locker room after blocking a Cougar 25-yard field goal attempt, late in the quarter.

But Houston took command early in the second half. After receiving the second half kickoff, the Cougars marched 73 yards in eight rushing plays and scored when Ted Heiskell cracked over from the one yard line. The two-point conversion attempt failed and Houston led 22-7. Auburn drove to the Houston 28-yard line before a Rat Riley 45-yard field goal was blocked. Auburn never recovered.

Auburn	0	7	0	0	—	7
Houston	7	9	6	14	—	36

- UH - Mullins 1 run (kick), 1st
- UH - Lopez 27 FG, 2nd
- UH - Strong 1 run (kick failed), 2nd
- AU - Frederick 36 pass from Zofko (kick), 2nd
- UH - Heiskell 16 run (pass failed), 3rd
- UH - Strong 12 run (kick), 4th
- UH - Mazsiek 20 pass from Clark (kick), 4th

	AU	UH
First Downs	14	25
Rushing Yards	1	376
Passing Yards	188	140
Passing (C-A-I)	13-37-2	10-19-2
Total Offense	189	516
Punts-Avg.	6-36.8	2-42.5
Penalty Yards	26	63

RUSHING: (UH) Strong 34-184, Heiskell 10-70; (AU) Zofko 18-31, Clark 7-32, Sullivan 5-(-41), Traylor 1-(-11).

PASSING: (UH) Mullins 9-17-2-120 1TD, Clark 1-2-0-20 0 TD; (AU) Sullivan 10-30-1-132 0 TD, Zofko 1-1-0-36 1 TD, Traylor 2-5-0-20, Eisenacker 0-1-1-0.

RECEIVING: (UH) Wright 4-62, Thomas 2-35, Odoms 2-19, Mozisek 1-20 1 TD, Achey 1-4; (AU) Beasley 6-76, Fredericks 3-59 1 TD, Clark 2-25, Schmalz 1-17, Ross 1-11

Attendance: 55, 203

1971 Gator Bowl



Ole Miss 28
Auburn 35

January 2, 1971
 Gator Bowl
 Jacksonville, Florida

This game was billed as the "Battle of the Quarterbacks," and it was that and more. Auburn had Pat Sullivan, heir apparent to the Heisman Trophy the next year, and Ole Miss had Archie

Manning, one of the top QBs in SEC history.

Auburn started off quickly as it was the familiar combination of Sullivan to Terry Beasley for a 13-yard scoring strike with just over three minutes gone in the game. Auburn scored twice more before Ole Miss could retaliate. Sullivan connected with Alvin Bresler for an eight-yard touchdown pass. On the first play from scrimmage after the kick-off, Auburn recovered a Rebel fumble and went up 21 points as Sullivan executed the quarterback draw for 37 yards and a touchdown.

Manning led a Rebel comeback by directing his team to a 79-yard, 10-play drive capping it off with a one-yard run. Manning later connected with Floyd Franks on a 34-yard touchdown pass to cut Auburn's lead to 21-14 at the half.

A 42-yard, Sullivan-to-Beasley pass set up Auburn's first score in the

second half, as Mickey Zofko hit off right tackle for a six yard touchdown run early in the third quarter. Manning led his team back again with a 42-yard run to put the Rebels at the Auburn 23-yard line.

Auburn's final score came on a Larry Willingham 55-yard punt return with only nine seconds remaining in the third quarter, to take the Tigers to a 35-21 advantage.

Manning was again the key to the Rebels final score as he scrambled for a 37-yard gain to the Auburn 34. From there Chumbler went over from the one to cut the Tigers' lead to seven.

Ole Miss	0	14	7	7	—	28
Auburn	14	7	14	0	—	35

- AU - Beasley 13 pass from Sullivan (Jett kick), 11:37, 1st
- AU - Bresler 8 pass from Sullivan (Jett kick), 1:06, 1st
- AU - Sullivan 37 run (Jett kick), 14:07, 2nd
- OM - Manning 1 run (Poole kick), 10:07, 2nd
- OM - Franks 34 pass from Manning (Poole kick), 3:47, 2nd
- AU - Zofko 6 run (Jett kick), 9:24, 3rd
- OM - Poole 23 pass from Chumbler (Poole kick), 4:49, 3rd
- AU - Willingham 55 punt return (Jett kick), 0:09, 3rd
- OM - Chumbler 1 run (Poole kick), 7:06, 4th

	OM	AU
First Downs	21	23
Rushing Yards	209	208
Passing Yards	256	351
Passing (C-A-I)	23-39-1	27-44-1
Total Offense	465	559
Punts-Avg.	6-47.3	4-40.5
Fumbles/Lost	3/2	5/3
Penalty-Yards	2-13	6-63

RUSHING: (OM) Manning 11-95 1 TD, Ainsworth 11-68, Porter 6-31, Reed 4-16, Knight 1-5, Havard 1-0, Chumbler 4-(-6); (AU) Clark 14-108, Sullivan 10-35, Zofko 11-23, Unger 2-34, Lowry 2-4, Beasley 1-4.

PASSING: (OM) Manning 19-28-1-180 1 TD, Chumbler 4-11-0-76 1 TD; (AU) Sullivan 27-43-1-351 2 TD, Zofko 0-1-0, 0.

RECEIVING: (OM) Poole 9-111 1 TD, Franks 7-78 1 TD, Studdard 4-48, Ainsworth 3-19; (AU) Beasley 8-143 1 TD, Clark 7-23, Bresler 4-102 TD, Ross 4-37, Zofko 2-16, Lowry 1-25, Schmalz 1-5.

Attendance: 71,136

1972 Sugar Bowl



Auburn 22
Oklahoma 40

January 1, 1972
Tulane Stadium
New Orleans, Louisiana

The game was not as close as the score indicated and the score was bad enough. Auburn's long-dreamed-of, much-hoped-for trip to the Sugar Bowl turned into a nightmare as the

Oklahoma Sooners, capitalizing on three first half turnovers, executed their wishbone offense to perfection in building up a 31-0 halftime lead before cruising back to Norman with a 40-22 win.

The Sooners took the opening kickoff 77 yards in 13 plays and ran off over six minutes on the clock as they scored their first touchdown of the day on a Leon Crosswhite four-yard run, giving Oklahoma a quick 6-0 lead. The option was working to perfection five minutes later as quarterback Jack Mildren kept the ball for a five-yard touchdown run. A 71-yard punt return for a touchdown by Joe Wylie following Auburn's next possession opened the flood gates. Mildren scored twice more before the half on runs of four and seven yards to complete the first half whitewash and head into the locker room with a 31-0 lead.

After a 53-yard field goal by the Sooners, Auburn finally got on the scoreboard when Harry Unger dove over right guard from the one yard line. Oklahoma again scored on the option, this time Greg Pruitt sweep-around the left side from two yards out to make the score 40-7.

Two Oklahoma fumbles set up the Tigers' last two scores as Sullivan connected with Sandy Cannon for an 11 yard touchdown pass and Unger again dove over from the one yard line. Final score, Oklahoma 40 - Auburn 22.

Oklahoma	19	12	3	6	—	40
Auburn	0	0	7	15	—	22

OU - Crosswhite 4 run (kick failed), 4:01, 1st
 OU - Mildren 5 run (Carroll kick), 3:05, 1st
 OU - Wylie 71 punt return (pass failed), 1:55, 1st
 OU - Mildren 4 run (run failed), 3:28, 2nd
 OU - Mildren 7 run (pass failed), 0:47, 2nd
 OU - Carroll 53 FG, 8:57, 3rd
 AU - Unger 1 run (Jett kick), 7:54, 3rd
 OU - Pruitt 2 run (kick failed), 9:25, 4th
 AU - Cannon 11 pass from Sullivan (Jett kick), 3:44, 4th
 AU - Unger 1 run (Beck run), 2:45, 4th

	OU	AU
First Downs	28	15
Rushing Yards	439	40
Passing Yards	11	250
Passing (C-A-I)	1-4-0	20-45-2
Total Offense	450	290
Punts-Avg.	5-35.4	5-45.2
Fumbles/Lost	5/2	4/1
Penalty-Yards	3-12	0-0

RUSHING: (OU) Mildren 30-149 3 TD, Pruitt 18-95 1 TD, Crosswhite 17-78, 1 TD, Bell 5-37, Welch 6-27, Wylie 5-25, Marshall 2-18, Stokely 2-18, Harrison 2-(-8); (AU) Unger 6-38 2 TD, Lowry 5-12, Henley 5-8, Sullivan 3-(-18).

PASSING: (OU) Mildren 1-4-0-11; (AU) Sullivan 20-44-1-250 1 TD, Beasley 0-1-0-0.

RECEIVING: (OU) Chandler 1-11; (AU) Beasley 6-117, Unger 5-36, Schmalz 3-52, Henley 3-28, Cannon 1-11 1 TD, Lowry 1-6, Robinette 1-0.

Attendance: 84,031

1972 Gator Bowl



Auburn 24
Colorado 3

December 30, 1972
Gator Bowl
Jacksonville, Florida

No one gave Auburn much of a chance in this the 28th Annual Gator Bowl Classic. The Colorado Buffaloes were bigger, stronger and said to be quicker and meaner. Auburn lost its

starting quarterback Randy Walls, to a knee injury at the start of the bowl practice and had to bring on virtually unknown and untested Wade Whatley to lead the offense. Those experts who didn't think Auburn had a chance just didn't know these Tigers. The Tigers were predicted to finish with a 2-9 record against the nation's toughest schedule. Instead they finished with a 10-1 record and earned the nickname "The Amazin's" because they never seemed to know the odds and they never admitted defeat. The Tigers defeated No. 2 ranked and unbeaten Alabama 17-16 after blocking two consecutive punts for touchdowns in the final minutes of the game. Coach "Shug" Jordan called "The Amazin's" his favorite team.

Gardner Jett opened the Tiger scoring in the Gator Bowl with a 27-yard field goal early in the second quarter of action. A Colorado fumble on the ensuing possession gave the ball to the Tigers on the Buffalo 16-yard line. Five plays later, Whatley slid over from the one for Auburn's first touchdown.

Auburn's second touchdown of the game came with just over six minutes to play in third quarter when the Tigers executed the halfback pass to perfection. Mike Fuller received the pitch from Whatley and connected with Rob Spivey for a 22-yard score capping a six-play, 56-yard drive. Colorado scored its only points of the game on a 33-yard Fred Lima field goal with 7:30 left to play in the game which ended an 80-yard 14-play drive.

The Tigers retaliated with a fake field goal that resulted in Auburn's final score. Holder Dave Beck took the snap, straightened up and threw to Dan Nugent for a 16-yard touchdown with one minute left to play to make the final score.

Colorado	0	0	0	3	—	3
Auburn	0	10	7	7	—	24

AU - Jett 52 FG, 14:16, 2nd
 AU - Whatley 1 run (Jett kick), 12:00, 2nd
 AU - Spivey 22 pass from Fuller (Jett kick), 3:32, 3rd
 CU - Lima 33 FG, 7:31, 4th
 AU - Nugent 16 pass from Beck (Jett kick), 1:10, 4th

	CU	AU
First Downs	14	13
Rushing Yards	63	153
Passing Yards	204	80
Passing (C-A-I)	20-33-2	5-8-0
Total Offense	267	233
Punts-Avg.	5-39.8	7-40.7
Fumbles/Lost	3/2	3/1
Penalty-Yards	5-47	4-30
Time of Possession	25:05	34:55

RUSHING: (CU) Matthews 8-34, Davis 14-12, Johnson 6-10, Campbell 1-7; (AU) R.Fuller 12-72, Linderman 15-37, Henley 18-24, Whatley 13-20 1 TD.

PASSING: (CU) Johnson 17-29-2-169, Duenas 3-4-0-35; (AU) Whatley 3-6-0-42, M.Fuller 1-1-0-22 1 TD, Beck 1-1-0-16 1 TD.

RECEIVING: (CU) Davis 7-10, Cain 4-45, Keyworth 3-55, Elwood 3-49, Collier 2-43, Campbell 1-2; (AU) Spivey 1-22 1 TD, Cannon 1-17, Nugent 1-16 1 TD, Henley 1-13, Gates 1-12.

Attendance: 71,114



Auburn Bowl History



1973 Sun Bowl



Auburn 17
Missouri 34

December 29, 1973

Sun Bowl

El Paso, Texas

Missouri's defense kept Auburn's offense off balance from the opening kickoff and stormed away with a 34-17 win in the 39th Annual Sun Bowl.

Auburn was able to score first following a Missouri fumble which Auburn's Rusty Deen recovered at the Missouri 49. Auburn's seven play drive could only muster 30 yards and the Tigers settled for a 35-yard Roger Pruett field goal.

After an exchange of punts, Missouri recovered an Auburn fumble at the AU 35-yard line. One play later, Missouri had the lead as quarterback Chuck Link passed to John Kelsey for the TD.

Missouri scored again one minute later following another Auburn fumble. Ray Bybee scored on a two-yard run capping a three-play, 24-yard drive.

Missouri continued to move the ball, scoring on a 10 play 48-yard drive, with Ray Smith connecting with Kelsey from two yards for his second touchdown, and a 21-3 Missouri lead.

With 3:08 to play in the first half, Auburn started on its only real offensive threat of the game. Quarterback Phil Gargis passed to Thomas Gossom from 17 yards out. Only eight seconds remained in the half and Auburn had cut the lead to 21-10.

On the ensuing kickoff, Missouri's John Moseley took the ball 84 yards for the touchdown. Missouri went to the locker room with a comfortable 28-10.

Missouri opened the second half scoring on a five-play, 33-yard drive that began after recovering an Auburn fumble. Smith found Jim Sharp in the corner of the endzone on a 14-yard scoring strike to make Missouri's lead 34-10.

Auburn	0	10	7	0	—	17
Missouri	0	28	6	0	—	34

AU - Pruett 35 FG, 13:39, 2nd
 MU - Kelsey 35 pass from Link (Hill kick), 10:14, 2nd
 MU - Bybee 2 run (Hill kick), 9:16, 2nd
 MU - Kelsey 2 pass from Smith (Hill kick), 3:08, 2nd
 AU - Gossom 17 pass from Gargis (Pruett kick), 0:08, 2nd
 MU - Moseley 84 kickoff return (Hill kick), 0:00, 2nd
 MU - Sharp 15 pass from Smith (kick failed), 4:11, 3rd
 AU - Gossom 32 pass from Gargis (Pruett kick), 0:34, 3rd

	AU	MU
First Downs	11	20
Rushing Yards	113	295
Passing Yards	120	95
Passing (C-A-I)	7-15-1	7-14-1
Total Offense	233	390
Punts-Avg.	6-45.7	6-37.0
Fumbles/Lost	5/4	4/1
Penalty-Yards	1-5	2-29

RUSHING: (AU) McIntyre 10-46, Neel 7-26, Fuller 5-11, Linderman 3-9, Harbuck 2-9, Gargis 8-6, Ward 1-5, Whatley 5-1; (MU) Bybee 27-127 1 TD, Reamon 23-110, Moss 6-23, Smith 5-18, Muse 1-16, Kelsey 2-14, Mulkey 3-4, Cook 1-2.
PASSING: (AU) Gargis 7-15-1-120 2 TD; (MU) Smith 7-12-0-60 2 TD, Link 1-2-1-35 1 TD.
RECEIVING: (AU) Spivey 3-56, Gossom 2-39 2 TD, Arnold 1-10, McIntyre 1-5; (MU) Kelsey 2-37 2 TD, Sharp 2-26 1 TD, Reamon 2-22, Bybee 2-11.

Attendance: 30,127

1974 Gator Bowl



Texas 3
Auburn 27

December 30, 1974

Gator Bowl

Jacksonville, Florida

The Auburn Tigers made their sixth Gator Bowl appearance, and their third in five years, a success when they defeated the Darrell Royal-coached Texas Longhorns 27-3. Had not Auburn fumbled seven times, a bowl record, the score might have been even more embarrassing as the Tigers dominated from the opening kickoff.

The Tigers stopped the Longhorns on the Texas four-yard line following the opening kickoff and Texas never seemed to recover. Auburn got its first chance with the ball at its 40-yard line and promptly drove 60 yards for its first touchdown. The drive was capped when quarterback Phil Gargis connected with Ed Butler for a seven-yard score.

A Longhorn fumble gave the Tigers the ball at the Texas 27. Two Mitzi Jackson runs covered the distance to the endzone as Auburn went up 14-0 with only nine minutes gone in the game. Texas started a drive on their own 23-yard line. The Longhorns moved the ball to the Auburn 18-yard line, behind the running of freshman running back, Earl Campbell, before the drive sputtered. The Longhorns settled for a Billy Scott 35-yard field goal with 1:00 left to play in the first quarter and Auburn led 14-3.

When Texas tried to punt the ball away from inside their own 10-yard line, Auburn's Jim McKinney blocked the punt out of the endzone for a safety. Auburn scored its final points in the fourth quarter. Gargis passed to Butler for 14 yards and a touchdown for one score. The Tiger 29-yard drive was set up by a Mike Fuller interception of a Texas pass. Gargis passed to Dan Nugent for the two-point conversion. Chris Wilson kicked a 28 yard field goal with 0:09 showing on the game clock.

When Texas tried to punt the ball away from inside their own 10-yard line, Auburn's Jim McKinney blocked the punt out of the endzone for a safety. Auburn scored its final points in the fourth quarter. Gargis passed to Butler for 14 yards and a touchdown for one score. The Tiger 29-yard drive was set up by a Mike Fuller interception of a Texas pass. Gargis passed to Dan Nugent for the two-point conversion. Chris Wilson kicked a 28 yard field goal with 0:09 showing on the game clock.

Texas	3	0	0	0	—	3
Auburn	14	2	0	11	—	27

AU - Butler 7 pass from Gargis (Wilson kick), 8:08, 1st
 AU - Jackson 2 run (Wilson kick), 6:25, 1st
 UT - Schott 35 FG, 0:59, 1st
 AU - Safety, punt blocked through endzone, 6:38, 2nd
 AU - Butler 14 pass from Gargis (Gargis pass to Nugent), 5:34, 4th
 AU - Wilson 28 FG, 0:09, 4th

	UT	AU
First Downs	14	19
Rushing Yards	203	256
Passing Yards	98	70
Passing (C-A-I)	10-21-3	7-13-2
Total Offense	301	326
Punts-Avg.	4-28.8	2-45.5
Fumbles/Lost	5/4	7/5
Penalty-Yards	5-37	6-70
Time of Possession	28:06	31:54

RUSHING: (UT) Campbell 23-91, Akins 11-40, Wyatt 5-33, Clayburn 5-21, Ingram 1-13, Walker 1-3, Pressley 3-2; (AU) McIntyre 19-89, Jackson 10-64 1 TD, Gargis 14-51, Neel 6-24, Burks 4-16, Henley 1-5, Gates 1-4, Harbuck 1-3, Ward 1-2, Vacarella 3(-2).
PASSING: (UT) Akins 9-16-1-70, Pressley 1-5-2-28; (AU) Gargis 6-11-2-60 2 TD, Vacarella 1-1-0-10, Neel 0-1-0-0.
RECEIVING: (UT) Clayburn 3-16, Ingram 2-19, Padgett 2-15, Thompson 1-28, Samford 1-14, Wyatt 1-8; (AU) Nugent 2-22, Butler 2-21 2 TD, Neel 1-15, Henley 1-10, Gossom 1-2.

Attendance: 63,811

1982 Tangerine Bowl



Boston College 26
Auburn 33

December 18, 1982
Tangerine Bowl
Orlando, Florida

The Auburn Tigers, 8-3 on the year and yearning for national recognition, defeated Boston College 33-26 before a sellout crowd of 51,296 in the Tangerine Bowl. The Tigers faced one of the

nation's best passers in BC quarterback Doug Flutie, but in the end it was Auburn, not Boston College, who lived by the pass. Auburn QB Randy Campbell was named the game's Most Valuable Player, narrowly edging teammates Lionel James who gained 101 yards on 18 carries, and Mark Dorminey, who intercepted one of Flutie's passes and was

the game's most valuable defensive player. The Tigers traveled by land as well as air. Ten Auburn backs carried the football, with James' 101 yards and Bo Jackson's two touchdowns leading the way. In all, Auburn gained 490 yards against BC; 313 rushing, 177 passing. Auburn led 23-10 at the half and stretched the lead to 33-10 before Boston College mounted a comeback against Auburn reserves. The Eagles scored on the last play of the game for the 33-26 final.

BC	7	3	0	16	—	26
Auburn	3	20	10	0	—	33

BC - Flutie 5 run (Snow kick), 10:49, 1st
 AU - Del Greco 19 FG, 5:07, 1st
 AU - Jackson 1 run (Del Greco kick), 11:34, 2nd
 AU - Howell 2 run (Del Greco kick), 4:49, 2nd
 BC - Snow 34 FG, 3:41, 2nd
 AU - Jackson 6 run (pass failed), 0:46, 2nd
 AU - Del Greco 23 FG, 8:44, 3rd
 AU - Pratt 15 run (Del Greco kick), 1:10, 3rd
 BC - Nizolek 2 pass from Flutie (Flutie pass to Nizolek), 10:55, 4th
 BC - Brennan 16 pass from Flutie (Flutie run), 0:00, 4th

	BC	AU
First Downs	24	27
Rushing Yards	115	313
Passing Yards	299	177
Passing (C-A-I)	22-38-2	10-16-1
Total Offense	414	490
Punts-Avg.	3-34.3	2-32.0
Fumbles/Lost	3/3	4/1
Penalty-Yards	2-38	3-30
Time of Possession	24:47	35:13

RUSHING: (BC) Stradford 15-67, Krystoforski 3-19, Brennan 1-17, Flutie 14-12 1 TD, Bell 1-0; (AU) James 17-101, Jackson 14-64 2 TD, Pratt 9-59, Evans 2-30, C.Campbell 2-21, R.Campbell 9-17, O'Neal 7-17, Walker 1-3, Howell 1-2, Washington 2-(-1).

PASSING: (BC) Flutie 22-38-2-299 2 TD; (AU) R.Campbell 10-16-1-177.

RECEIVING: (BC) Brennan 7-149 1 TD, Phelan 4-69, Nizolek 3-12 1 TD, Schoen 2-19, Krystoforski 2-15, Stradford 2-13, Zdanek 1-23, Biestek 1-(-1); (AU) Woods 3-67, Edwards 3-55, Beauford 1-34, West 1-14, Jackson 1-11, Walker 1-(-4).

Attendance: 51,296

1984 Sugar Bowl



Michigan 7
Auburn 9

January 2, 1984
Louisiana Superdome
New Orleans, Louisiana

Al Del Greco's 19-yard field goal with 23 seconds remaining in the game gave Auburn a hard fought 9-7 win over Michigan and its first Sugar Bowl Championship.

It was Del Greco's third field goal of the night as the Coral Gables, Fla., senior accounted for all of Auburn's scoring. In addition to the game winner, Del Greco had kicks of 31 and 32 yards.

Auburn's Bo Jackson was the game's leading rusher, gaining 130 yards on 22 carries. Jackson, closing out a brilliant sophomore season which saw him become a consensus All-American, was named winner of the Miller-Digby Trophy as the game's outstanding player.

Auburn's winning drive covered 60 yards in 16 plays. The Tigers took possession on their own 39 with 7:44 left in the game. The ball was on the Michigan one when Auburn elected to kick the field goal rather than go for a touchdown on fourth and one.

Michigan	7	0	0	0	—	7
Auburn	0	0	3	6	—	9

UM - S.Smith 4 run (Bergerno kick), 7:30, 1st
 AU - Del Greco 31 FG, 6:17, 3rd
 AU - Del Greco 32 FG, 8:51, 4th
 AU - Del Greco 19 FG, 0:23, 4th

	UM	AU
First Downs	12	21
Rushing Yards	118	301
Passing Yards	125	21
Passing (C-A-I)	9-25-1	2-6-1
Total Offense	243	322
Punts-Avg.	8-38.3	4-42.0
Fumbles/Lost	2/1	4/3
Penalty-Yards	6-49	3-15
Time of Possession	22:28	37:32

RUSHING: (UM) Rogers 17-86, S.Smith 9-14 1 TD, Garrett 5-18; (AU) Jackson 22-130, Agee 16-93, James 18-83, Collins 2-1, Campbell 9-(-6).

PASSING: (UM) S.Smith 9-25-1-125; (AU) Campbell 2-6-1-21.

RECEIVING: (UM) Markray 3-68, Bean 3-32, Nelson 3-20; (AU) James 1-15, Jackson 1-6.

Attendance: 77,893

Coach Pat Dye's Tigers finished with an 11-1 record, the SEC Championship, and a third place national ranking in the AP, UPI and USA Today polls. The New York Times computer poll ranked the Tigers No. 1 based on results and schedule difficulty. Auburn's 1984 opponents averaged winning 70 percent of their games, not counting the games with Auburn.



Auburn Bowl History



1984 Liberty Bowl



Auburn 21
Arkansas 15

December 27, 1984
Liberty Bowl Memorial Stadium
Memphis, Tennessee

Halfback Bo Jackson closed out his injury-shortened junior season with a Liberty Bowl MVP performance against the Razorbacks of Arkansas. Jackson gained 88 yards on 18 carries and scored two touchdowns, with his final score the difference in the game.

Arkansas scored first with 7:27 in the first quarter on a 31-yard field goal by Greg Horne. But with 3:00 left in the first period, Jackson capped off an 80-yard drive as he scored on a 2-yard run. Robert McGinty's PAT attempt was no good.

Auburn scored again before the first quarter was over when freshman cornerback Kevin Porter stepped in front of Arkansas quarterback Brad Taylor's intended receiver and raced 35 yards for a touchdown. Quarterback Pat Washington ran in for the two-point conversion. Porter's interception was the first of four interceptions the Auburn defense recorded in the game.

Arkansas made the score 14-9 with 11:56 remaining in the game when fullback Marshall Foreman scored from two yards out, three plays after Arkansas had recovered an Auburn fumble on the Tiger 6-yard line. The Hogs' two-point attempt failed.

Then, with 5:38 remaining to be played, Jackson took a pitch around left end and took it 39 yards for the touchdown to make the score 21-9.

Arkansas scored with 3:10 remaining in the game on a 25-yard pass from Taylor to receiver James Shibest, but Auburn defensive end Kevin Greene blocked the extra point attempt.

The Auburn defense held strong on the final Razorback offensive series and the Tigers held on to win 21-15. The victory marked the third consecutive bowl victory for the Tigers and gave Auburn the best three-year record in the Southeastern Conference with 29 total victories.

Auburn	14	0	0	7	—	21
Arkansas	3	0	0	12	—	15

UA - Horne 31 FG, 7:27, 1st		
AU - Jackson 2 run (kick failed), 3:00, 1st		
AU - Porter 35 interception return (Washington run), 1:17, 1st		
UA - Foreman 2 run (pass failed), 11:56, 4th		
AU - Jackson 39 run (Knapp kick), 5:38, 4th		
UA - Shibest 25 pass from Taylor (kick blocked), 3:10, 4th		
	AU	UA
First Downs13	20
Rushing Yards	168	130
Passing Yards84	226
Passing (C-A-I)	5-15-0	19-40-4
Total Offense252	356
Punts-Avg.	9-37.9	4-38.3
Fumbles/Lost1/1	0/0
Penalty-Yards	8-56	8-60
Time of Possession	29:42	30:18

RUSHING: (AU) Jackson 18-88 2 TD, Agee 4-29, Campbell 2-21, Ware 6-14, Jessie 3-9, Fullwood 11-4, Washington 3-4, Burger 1-1, Mann 1(-2); (UA) Foreman 15-62 1 TD, Thomas 9-56, Forte 1-11, Edmonds 3-8, Tatum 1-3, Nutt 1-1, Taylor 7(-11).

PASSING: (AU) Washington 5-12-0-84, Burger 0-2-0-0, Mann 0-1-0-0; (UA) Taylor 18-34-2-201 1 TD, Nutt 1-6-2-25.

RECEIVING: (AU) Jackson 1-25, Beauford 1-24, Gainous 1-17, Weygand 1-10, Collins 1-8; (UA) Edmonds 10-68, Shibest 5-84 1 TD, Young 1-32, White 1-24, Lueders 1-15, Miller 1-3.

Attendance: 50,180

1986 Cotton Bowl



Auburn 16
Texas A&M 36

January 1, 1986
Cotton Bowl
Dallas, Texas

Auburn took its 8-3 regular season record to Dallas, Texas, to face SWC Champion Texas A&M in the 50th annual Cotton Bowl Classic. The bowl marked the fourth-consecutive bowl

game for the Tigers and the fulfillment of a commitment by the players to play in a New Year's Day contest.

Heisman Trophy winner Bo Jackson's five-yard touchdown burst early in the first quarter gave the Tigers an early 7-0 lead, but two score by the Aggies gave A&M the lead, 12-7, at the end of the first period.

With 8:28 remaining in the first half, Jackson took a pass from QB Pat Washington and raced 73 yards for a touchdown to again give Auburn the lead 13-12. But a 26-yard field goal by Aggie PK Scott Slater with 50 seconds remaining in the half would give Texas A&M the lead for good.

Auburn managed only a field goal in the second half, a 26-yarder by freshman Chris Johnson, while Texas A&M romped to a 36-16 victory.

Twice in the fourth quarter, Auburn failed to convert fourth down situations, one halting a drive at the Aggie two-yard line.

QB Pat Washington was two of seven for 82 yards and was replaced due to injury in the second quarter by Jeff Burger, who was five for 10 for 72 yards. Bo Jackson capped off his Heisman season by rushing for 129 yards on 31 carries and one touchdown and catching two passes for 73 yards and a touchdown. He was named the offensive Player of the Game.

Auburn	7	6	3	0	—	16
Texas A&M	12	3	6	15	—	36

AU - Jackson 5 run (C.Johnson kick), 13:52, 1st
 A&M - H.Johnson 11 run (kick failed), 6:12, 1st
 A&M - Woodside 22 run (pass failed), 3:00, 1st
 AU - Jackson 73 pass from Washington (run failed), 8:28, 2nd
 A&M - Slater 26 FG, 0:50, 2nd
 A&M - Tony 21 run (pass failed), 12:13, 3rd
 AU - C.Johnson 26 FG, 7:19, 3rd
 A&M - Woodside 9 pass from Murray (Bernstine run), 2:22, 4th
 A&M - Toney 1 run (Slater kick), 0:03, 4th

	AU	A&M
First Downs16	21
Rushing Yards	198	186
Passing Yards	154	292
Passing (C-A-I)	7-17-2	16-26-1
Total Offense	352	478
Punts-Avg.	5-43.8	5-45.0
Fumbles/Lost	2/1	1/1
Penalty-Yards	1-5	5-45
Time of Possession	30:46	29:14

RUSHING: (AU) Jackson 31-129 1 TD, Agee 5-36, Ware 8-31, Fullwood 5-25, Washington 5(-23); (A&M) Toney 17-72 1 TD, Vick 15-67, Woodside 3-32, 1 TD, H.Johnson 5-22 1 TD, Nelson 1-2, Murray 4(-9).

PASSING: (AU) Washington 2-7-0-82 1 TD, Burger 5-10-2-72; (A&M) Murray 16-26-1-292 1 TD.

RECEIVING: (AU) Jackson 2-73 1 TD, Parks 2-32, Weygand 1-31, Agee 1-9, Tillman 1-9; (A&M) Bernstine 6-108, Woodside 3-88 1 TD, Walker 3-40, Thompson 1-19, Nelson 1-14, Harris 1-13, Webb 1-10.

Attendance: 73,137

1987 Citrus Bowl



Auburn 16
Southern Cal 7

January 1, 1987
Florida Citrus Bowl
Orlando, Florida

Auburn's January 1 date with Southern California in Orlando's Citrus Bowl marked the fifth consecutive bowl game for the Tigers, the third New Year's Day Bowl.

The Tigers' 9-2 regular season had left them one victory shy of becoming only the fifth team in Auburn history to win 10 games in a single season. Auburn's all-time football record stood at 499 victories. A 16-7 triumph over USC, the nation's winningest bowl team, gave the Tigers their 10-2 record and the 500th all-time Auburn win.

USC was the first on the scoreboard when linebacker Marcus Cotton intercepted a Jeff Burger pass and returned it 24 yards for a Trojan touchdown. But that would be the only points USC would score the rest of the day.

In the second period, the Tigers culminated an 80-yard drive with Burger hitting tight end Walter Reeves with a three-yard touchdown pass. With 1:30 remaining in the first half, All-America tailback Brent Fullwood ran in from four yards out for a score. PK Chris Knapp kicked his second PAT of the quarter to give Auburn a 14-7 lead.

With 4:48 left, OLB Aundray Bruce hit USC QB Rodney Peete in the backfield, causing a fumble which was recovered by a teammate, Nate Hill on the Auburn 48-yard line.

The Auburn defense held strong throughout the second half. In the fourth quarter, Auburn DT Tracy Rocker dropped Peete for a 13-yard sack and a safety, making the score 16-7.

Bruce, who recorded three QB sacks and caused a fumble which set up an Auburn scoring drive, was voted the overall Citrus Bowl MVP.

Auburn finished the season ranked sixth in the nation in the final AP poll and eighth in the UPI rankings.

Southern Cal	7	0	0	0	—	7
Auburn	0	14	0	2	—	16


USC - Cotton 24 pass interception (Shafer kick), 10:17, 1st
 AU - Reeves 3 pass from Burger (Knapp kick), 8:04, 2nd
 AU - Fullwood 4 run (Knapp kick), 1:30, 2nd
 AU - Safety, Peete tackled by Rocker in endzone, 8:35, 4th

	USC	AU
First Downs	10	19
Rushing Yards	44	200
Passing Yards	113	90
Passing (C-A-I)	12-31-4	8-18-2
Total Offense	157	290
Punts-Avg.	4-41.5	8-37.9
Fumbles/Lost	1/1	2/2
Penalty-Yards	6-40	9-84
Time of Possession	23:00	37:00

RUSHING: (USC) Holt 9-34, Knight 8-9, Emanuel 3-4, Peete 10(-3); (AU) Fullwood 28-152 1 TD, Harris 12-31, Jessie 10-23, Bolton 1-9, Agee 2-7, Joseph 3-6, Ware 2-3, Burger 4(-31).
PASSING: (USC) Peete 12-30-4-113, Tanner 0-1-0-0; (AU) Burger 8-18-2-90 1 TD.
RECEIVING: (USC) Affholter 6-66, White 1-17, Green 1-8, Jackson 1-8, McKee 1-8, Tanner 1-4, Knight 1-2; (AU) Reeves 3-23 1 TD, Gainous 2-40, Fullwood 2-15, Harris 1-12.

Attendance: 51,113

1988 Sugar Bowl



Syracuse 16
Auburn 16

January 1, 1988
Louisiana Superdome
New Orleans, Louisiana

A 9-1-1 regular-season record and the 1987 Southeastern Conference championship earned the Tigers a trip to New Orleans and a January 1 date with unbeaten Syracuse in the USF&G

Sugar Bowl.

Sophomore place-kicker Win Lyle's 30-yard field goal with one second remaining in the game gave the Sugar Bowl the first tie in its 54-year history, a 16-16 deadlock.

The game that matched the best of the South against the best of the East — the sixth-ranked Tigers and the fourth-ranked Orangemen. Auburn's first touchdown was set up on a 58-yard flanker reverse pass from wide receiver Duke Donaldson to wide receiver Lawyer Tillman.

With 5:45 remaining in the first quarter, quarterback Jeff Burger hit Tillman for a 17-yard score.

The Tigers held a 10-7 lead at halftime, but the Orangemen tied it at 10-10 by the end of the third quarter. Syracuse place-kicker Tim Vesling booted field goals of 32 and 38 yards in the fourth quarter while Auburn's Lyle was good on tries of 41 and 30 yards, the final kick tying the game for good.

Tillman, the game's leading receiver with six catches for 125 yards, was named the game's offensive MVP by ABC-TV.

The trip to New Orleans was Auburn's fourth New Year's Day bowl game in five years.

Syracuse	0	7	3	6	—	16
Auburn	7	3	0	6	—	16

AU - Tillman 17 pass from Burger (Lyle kick), 5:47, 1st
 SU - Glover 12 pass from McPherson (Vesling kick), 14:54, 2nd
 AU - Lyle 40 FG, 0:47, 2nd
 SU - Vesling 27 FG, 5:34, 3rd
 AU - Lyle 41 FG, 13:27, 4th
 SU - Vesling 32 FG, 8:53, 4th
 SU - Vesling 38 FG, 2:04, 4th
 AU - Lyle 30 FG, 0:01, 4th

	SU	AU
First Downs	23	14
Rushing Yards	174	41
Passing Yards	140	229
Passing (C-A-I)	11-21-0	25-34-1
Total Offense	314	270
Punts-Avg.	5-35.6	6-44.8
Fumbles/Lost	2/0	1/0
Penalty-Yards	2-20	5-43
Time of Possession	37:35	22:25

RUSHING: (SU) Drummond 17-82, Johnston 14-50, McPherson 20-31, Owens 4-11; (AU) Danley 13-42, Ware 4-3, Weygand 1(-2), Burger 4(-2).
PASSING: (SU) McPherson 11-21-0-140 1 TD; (AU) Burger 24-33-1-171 1 TD, Donaldson 1-1-0-58.
RECEIVING: (SU) Glover 6-91 1 TD, Kane 2-30, Kelly 1-8, Johnston 1-6, Drummond 1-5; (AU) Danley 7-34, Tillman 6-125 1 TD, Donaldson 4-14, Reeves 3-20, Weygand 2-15, Ware 2-0, Bolton 1-15.

Attendance: 75,495



Auburn Bowl History



1989 Sugar Bowl



Florida State 13
Auburn 7

January 2, 1989
Louisiana Superdome
New Orleans, Louisiana

Auburn lost to Florida State 13-7 in one of the most exciting Sugar Bowls ever played. The Tigers spotted FSU a 13-0 lead early in the second quarter, then came roaring back and almost overtook the Seminoles in the final seconds of the game.

Seminole tailback Sammie Smith became the first back in more than two years to gain 100 yards rushing against Auburn. Then the Tigers began their run. Auburn scored on a 20-yard pass from Reggie Slack to All-America tight end Walter Reeves to cut the FSU lead to six points. The Tigers had another first half threat when linebacker Smokey Hodge intercepted an FSU pass and returned it to the FSU 25, but a fumble at the 12 cost Auburn a scoring opportunity. Time and time again in the second half, the Auburn defense stopped Florida State scoring threats, and with three minutes left, the Tigers began their move to glory from their own four-yard line. Auburn converted three fourth down plays as it moved down field, but with five seconds left, an intercepted pass ended Auburn's hopes of victory and gave Auburn a 1-1-1 record in three Sugar Bowl appearances under Coach Pat Dye.

Florida St.	10	3	0	0	—	13
Auburn	0	7	0	0	—	7

FSU - D. Williams 2 run (Andrews kick), 9:48, 1st
 FSU - Mason 35 FG, 5:57, 1st
 FSU - Mason 31 FG, 11:00, 2nd
 AU - Reeves 20 pass from Slack (Lyle kick), 4:09, 2nd

	FSU	AU
First Downs	21	18
Rushing Yards	148	108
Passing Yards	157	162
Passing (C-A-I)	14-27-1	19-33-3
Total Offense	305	270
Punts-Avg.	4-35.0	4-35.8
Fumbles/Lost	2/1	3/2
Penalty-Yards	6-45	5-65
Time of Possession	33:35	26:25

RUSHING: (FSU) Smith 24-115, Carter 7-25, Williams 7-16 1 TD, Butts 1-6, Floyd 1-5, Dawsey 1-0, S. Ferguson 6-(-19); (AU) Danley 19-68, Joseph 8-47, Harris 4-6, Weygand 1-(-4), Slack 4-(-9).

PASSING: (FSU) S. Ferguson 14-26-1-157, Johnson 0-1-0-0; (AU) Slack 19-33-3-162 1 TD.

RECEIVING: (FSU) Anthony 3-47, Carter 3-25, O'Malley 2-31, Williams 2-20, Dawsey 2-10, Johnson 1-16, Butts 1-8; (AU) Taylor 5-35, Danley 5-2, Tillman 4-48, Weygand 3-40, Reeves 2-37 1TD.

Attendance: 61,934

1990 Hall of Fame Bowl



Ohio State 14
Auburn 31

January 1, 1990
Tampa Stadium
Tampa, Florida

Reggie Slack led the No. 9-ranked Tigers to victory on New Year's Day as they defeated the Ohio State Buckeyes. Auburn started off slow with Slack throwing two interceptions in the first

minutes of play. But when Stacy Danley got the wind knocked out of him, the Tigers began playing a different game.

With the Buckeyes leading 14-3 in the second quarter, Shane Wasden returned a punt 34 yards to Ohio State's 33. As the clock was ticking down, Slack threw 11 yards to Greg Taylor for a touchdown.

In their first three possessions in the second half, the Tigers scored three times and led OSU 31-14. The big drive came in the second possession of third quarter with Auburn winning 17-14. The Tigers went 80 yards in 16 plays. On third and 11 at the OSU 41, Slack threw to Wasden for nine yards. He then threw to Alexander Wright on fourth and 2. Finally, three plays later, Slack raced up the middle seven yards for a touchdown with 8:33 to go in the game.

Auburn clinched the win with a 32-yard drive at the end of the game. When Ohio State failed at a fake punt attempt, Auburn used it to its advantage. Slack threw to Casey for a two-yard touchdown, putting the Tigers out of reach.

Reggie Slack was MVP of the game. He completed 16 of 22 passes for 141 yards, three touchdowns and rushed for a touchdown. Auburn ended the season with a 10-2 record.

Ohio State	7	7	0	0	—	14
Auburn	3	7	7	14	—	31

OSU - Snow 1 run (O'Morrow kick), 6:50, 1st
 AU - Lyle 19 FG, 2:14, 1st
 OSU - B. Stableim 9 pass from Frey (O'Morrow kick), 13:36, 2nd
 AU - Taylor 11 pass from Slack (Lyle kick), 0:11, 2nd
 AU - Taylor 4 pass from Slack (Lyle kick), 9:50, 3rd
 AU - Slack 5 run (Lyle kick), 9:22, 4th
 AU - Casey 2 pass from Slack (Lyle kick), 7:20, 4th

	OSU	AU
First Downs	18	21
Rushing Yards	66	171
Passing Yards	232	141
Passing (C-A-I)	16-31-1	16-23-2
Total Offense	298	312
Punts-Avg.	7-41.1	5-40.8
Fumbles/Lost	1/0	1/0
Penalty-Yards	5-33	2-15
Time of Possession	28:13	31:47

RUSHING: (OSU) S. Graham 12-53, Snow 13-42 1 TD, Lee 2-0, Dumas 1-(-1), Frey 8-(-28); (AU) Danley 20-85, Williams 10-46, Joseph 7-43, Strong 2-7, A. Wright 1-4, Slack 5-(-14) 1 TD.

PASSING: (OSU) Frey 16-31-1-232 1 TD; (AU) Slack 16-22-2-141 3 TD, McIntosh 0-1-0-0.

RECEIVING: (OSU) J. Graham 5-103, Olive 4-55, Snow 3-30, Palmer 1-25, B. Stableim 1-9 1 TD, Lee 1-5, S. Graham 1-5; (AU) A. Wright 4-59, Taylor 4-33, 2 TD, Joseph 3-20, Casey 2-15, 1 TD, Wasden 1-9, Danley 1-8, Cherry 1-(-3).

Attendance: 61,934



Auburn Bowl History



1990 Peach Bowl



Indiana 23
Auburn 27

December 29, 1990
Atlanta-Fulton County Stadium
Atlanta, Georgia

Quarterback Stan White put the lid on a late Auburn come-from-behind win when he scampered one yard on a fourth-down bootleg to lift Auburn to a 27-23 win over Indiana in the 1990

Peach Bowl.

White's game-winning touchdown was his second of the day as the Tigers finished the 1990 season 8-3-1. For his efforts the freshman was named the Offensive MVP of the game. Auburn linebacker Darrel Crawford was named the Defensive MVP as the Tigers limited Indiana to just 220 yards total offense.

Auburn opened the scoring with White's first touchdown of the day, a six-yard run with 3:37 to play in the first quarter. Indiana tied the game at 7-7 on the final play of the first period when Trent Green scored from three yards out.

Auburn scored on an 11-yard White to Alex Smith pass and tacked on a 26-yard Jim Von Wyl field goal to take a 17-10 lead into the half.

Following a scoreless third period, the Hoosiers took a 23-17 lead into the game's final minutes on the strength of two more touchdown runs by Green. Green's third touchdown of the day came with just 2:27 to play.

White and receiver Herbert Casey converted on a pair of critical third down situations on Auburn's final drive of the game to set up White's game winner in the last bowl game Auburn would play with Pat Dye as head coach.

Indiana	7	3	0	13	—	23
Auburn	7	10	0	10	—	27

AU - White 5 run (Von Wyl kick), 11:23, 1st
IU - Green 3 run (Bonnell kick), 0:00, 1st
AU - Smith 11 pass from White (Von Wyl kick), 12:09, 2nd
IU - Bonnell 42 FG, 5:57, 2nd
AU - Von Wyl 26 FG, 1:23, 2nd
AU - Von Wyl 43 FG, 11:34, 4th
IU - Green 2 run (run failed), 6:32, 4th
IU - Green 6 run (Bonnell kick), 2:27, 4th
AU - White 1 run (Von Wyl kick), 0:39, 4th

	IU	AU
First Downs	15	24
Rushing Yards	121	89
Passing Yards	99	351
Passing (C-A-I)	10-19-0	31-48-0
Total Offense	220	440
Punts-Avg.	5-41.4	3-23.0
Fumbles/Lost	1/1	2/2
Penalty-Yards	6-55	12-75
Time of Possession	31:51	28:09


RUSHING: (IU) Dunbar 21-81, Thompson 5-17, Miller 3-16, Green 14-7 3 TD; (AU) Williams 12-52, Smith 5-24, Joseph 5-20, Richardson 3-4, White 5-(-2) 2 TD.

PASSING: (IU) Green 10-19-0-99; (AU) White 31-48-0-351 1 TD.

RECEIVING: (IU) Thomas 3-43, Turner 3-26, Coleman 2-26, Dunbar 2-4; (AU) Hall 9-74, Casey 7-159, Baxter 4-22, Wasden 3-21, Hines 2-25, Joseph 2-16, Williams 2-12, Smith 1-11 1 TD, Overton 1-11.

Attendance: 38,912

1996 Outback Bowl



Penn State 43
Auburn 14

January 1, 1996
Tampa Stadium
Tampa, Florida

Under dark skies and incessant rain, Auburn's first bowl appearance in five years was anything but pleasant. Penn State routed the Tigers, 43-14.

Penn State opened the game with a 64-yard drive, but was stopped at the Auburn one after three downs inside the Tiger five. Brett Conway converted a 19-yard field goal for a 3-0 lead.

Richardson was intercepted by Dell McGee at the Penn State 36. Five downs later, Nix connected with freshman receiver Robert Baker for a 25-yard touchdown and a 7-3 lead.

Conway field goals of 22- and 38-yards put Penn State on top to stay at 9-7.

Auburn took possession deep in its own territory with 1:43 remaining in the half. On third down with 19 seconds left, Nix, on the run, threw an ill-advised pass down the sideline that fell into the hands of free safety Kim Herring.

Penn State quickly went to work. Richardson completed a 43-yard pass down the left sideline to Joe Jurevicius at the Auburn eight. With five seconds left, Richardson found running back Mike Archie over the middle for a score.

The Nittany Lions scored on all four possessions in the third quarter. In the first drive, Richardson capped an eighty-yard effort with a nine-yard strike to Engram.

Midway through the fourth, following a Penn State fumble, Auburn mounted a 43-yard scoring drive. Fullback Kevin McLeod raced up the middle for a touchdown and a final margin of 43-14.

Penn State	3	13	27	0	—	43
Auburn	0	7	0	7	—	14

PSU - Conway 19 FG, 8:18, 1st
AU - Baker 25 pass from Nix (Hawkins kick), 12:39, 2nd
PSU - Conway 22 FG, 9:14, 2nd
PSU - Conway 38 FG, 1:43, 2nd
PSU - Archie 8 pass from Richardson (Conway kick), 0:05, 2nd
PSU - Engram 9 pass from Richardson (Conway kick), 9:51, 3rd
PSU - Pitts 4 pass from Richardson (pass failed), 7:27, 3rd
PSU - Enis 1 run (Conway kick), 4:20, 3rd
PSU - Engram 20 pass from Richardson (Conway kick), 3:21, 3rd
AU - McLeod 12 run (Hawkins kick), 5:49, 4th

	PSU	AU
First Downs	22	19
Rushing Yards	266	220
Passing Yards	221	94
Passing (C-A-I)	14-29-1	8-33-2
Total Offense	487	314
Punts-Avg.	4-35.7	8-39.1
Fumbles/Lost	1/0	5/2
Penalty-Yards	6-35	5-39
Time of Possession	32:11	27:49

RUSHING: (PSU) Pitts 15-118, Milne 12-82, Archie 5-41, Enis 12-24, 1 TD, Sload 2-4, Eberly 1-(-1), McQueary 1-(-1), D. Ostrosky 1-(-1); (AU) Davis 12-119, Morrow 10-39, Craig 11-34, McLeod 2-20 1 TD, Beasley 2-9, Goodson 0-4, Nix 3-(-5).

PASSING: (PSU) Richardson 13-24-1-217 4 TD, McQueary 1-4-0-4, Archie 0-1-0-0; (AU) Nix 5-25-2-48 1 TD, Craig 3-8-0-46.

RECEIVING: (PSU) Engram 4-113 2 TD, Olsommer 2-21, Scott 2-17, Archie 2-14 1 TD, Jurevicius 1-43, Milne 1-5, Pitts 1-4 1 TD, Stephenson 1-4; (AU) Bailey 1-32, Baker 1-25 1 TD, Dillard 1-12, Hand 1-8, Goodson 1-8, Gosha 1-5, Fuller 1-4, McLeod 1-2.

Attendance: 65,313



Auburn Bowl History



1996 Independence Bowl



Army 29
Auburn 32

December 31, 1996
Independence Stadium
Shreveport, Louisiana

Army's J. Parker's 27-yard field goal attempt with 29 seconds remaining sailed wide right as Auburn held off a late Cadet charge to win the 1996 Independence Bowl, 32-29.

In winning its first bowl game in six years, Auburn utilized the talents of quarterback Dameyune Craig. Craig threw for an Independence and Auburn bowl record 370 yards while rushing for 75 more in earning Offensive MVP honors.

Craig led Auburn to the game's first 20 points, throwing touchdown strikes to Tyrone Goodson (30 yards) and Willie Gosha (seven yards) and setting up a pair of Jaret Holmes field goals.

Meanwhile, the Tiger defense held Army's option attack in check for most of the first half. The Cadet's finally got on the scoreboard when Bobby Williams scored with 1:27 remaining in the first half to make it 20-7, Auburn.

Army	0	7	0	22	—	29
Auburn	10	10	12	0	—	32

AU - Holmes 31 FG, 10:59, 1st
AU - Goodson 30 pass from Craig (Holmes kick), 5:20, 1st
AU - Gosha 7 pass from Craig (Holmes kick), 12:17, 2nd
AU - Holmes 49 FG, 3:15, 2nd
ARMY - B.Williams 3 run (Parker kick), 1:15, 2nd
AU - Craig 33 run (pass failed), 8:51, 3rd
AU - R.Williams 18 run (pass failed), 1:04, 3rd
ARMY - Perry 12 run (Parker kick), 12:44, 4th
ARMY - B.Williams 1 run (Parker kick), 5:52, 4th
ARMY - Richardson 30 pass from McAda (B.Williams run), 1:27, 4th

	ARMY	AU
First Downs	21	27
Rushing Att.-Yards	58-239	36-107
Passing Yards	148	370
Passing (C-A-I)	9-16-0	24-42-1
Total Offense	387	531
Punts-Avg.	6-43.0	2-41.5
Fumbles/Lost	1/1	3/2
Penalty-Yards	3-20	5-47
3rd Down Conv.	4-of-13	7-of-16
Time of Possession	30:12	29:48

RUSHING: (ARMY) Perry 19-80 1 TD, B.Williams 11-79 2 TD, McAda 13-46, Brizic 9-33, Hewitt 5-21, Thomas 1-(-20); (AU) Craig 13-75 1 TD, R.Williams 12-72 1 TD, Beasley 8-5, McLeod 2-5, Cooper 1-4.

PASSING: (ARMY) McAda 9-16-0-148 1 TD; (AU) Craig 24-42-1-370 2 TD.

RECEIVING: (ARMY) B.Williams 3-74, Richardson 2-59 1 TD, Thomas 1-13, Brizic 1-6, Leshinski 1-5, Perry 1-(-9); (AU) Gosha 10-132 1 TD, Baker 5-103, Bailey 4-39, Goodson 2-78 1 TD, Cooper 2-15, McCoverly 1-3.

Attendance: 41,366

Auburn built its lead to 32-7 in the third quarter on a 33-yard scramble by Craig and an 18-yard burst by Rusty Williams. Two-point attempts after both scores failed.

Army made a valiant comeback in the fourth quarter as Demetrius Perry and Bobby Williams both scored touchdowns to cut Auburn's lead to 32-21 with 5:52 left. Cadet quarterback Ronnie McAda then found Rod Richardson on a 30-yard catch-and-run for another touchdown with 1:27 remaining. Williams' two-point run made the score 32-29.

After recovering the ensuing on-side kick and moving the ball to Auburn's 10, Army tried the 27-yard field goal attempt by Parker on third down.

1998 Peach Bowl



Clemson 17
Auburn 21

January 2, 1998
Georgia Dome
Atlanta, Georgia

Auburn scored 15 fourth-quarter points to support a tenacious Tiger defensive effort in a 21-17 Peach Bowl win over Clemson.

Auburn trailed 17-6 entering the final stanza, but cut the lead to 17-12 on Dameyune Craig's 22-yard scramble early in the quarter.

Five minutes later, Rusty Williams put the Tigers ahead to stay, 18-17, with a seven-yard run. Jaret Holmes added a 22-yard field goal, his third of the day, with 4:11 left.

Auburn's defense dominated the game, holding Clemson under 100 yards in both rushing (60) and passing (86) and to just 146 yards total. Auburn held Clemson to just four first downs and had just one of 14 third-down attempts converted against it.

Clemson	0	7	10	0	—	17
Auburn	3	3	0	15	—	21

AU - Holmes 52 FG, 9:49, 1st
CU - Speck 18 blocked punt return (Richardson kick), 6:31, 2nd
AU - Holmes 24 FG, 4:15, 2nd
CU - Witherspoon 2 run (Richardson kick), 5:15, 3rd
CU - Richardson 48 FG, 1:48, 3rd
AU - Craig 22 run (pass failed), 13:29, 4th
AU - R.Williams 7 run (pass failed), 8:45, 4th
AU - Holmes 22 FG, 4:11, 4th

	CU	AU
First Downs	4	18
Rushing Att.-Yards	27-60	36-107
Passing Yards	.86	259
Passing (C-A-I)	11-25-1	15-44-0
Total Offense	146	366
Punts-Avg.	9-43.7	6-25.8
Fumbles/Lost	1/0	1/1
Penalty-Yards	5-59	7-63
3rd Down Conv.	1-of-14	5-of-18
Time of Possession	28:06	31:54

RUSHING: (CU) Priester 19-74, Austin 3-3, Witherspoon 1-2 1 TD, Greene 4-(-7); (AU) R.Williams 18-71 1 TD, Craig 9-25 1 TD, Carter 4-7, Beasley 5-4.

PASSING: (CU) Greene 11-25-1-86; (AU) Craig 15-44-0-259.

RECEIVING: (CU) Austin 3-32, Horne 2-10, Hall, 2-6, Wofford, 2-5, Gardner 1-27, Lawyer 1-6; (AU) Bailey 4-119, Goodson 4-65, Poor 4-43, R.Williams 1-33, Lowe 1-8, Beasley 1-(-9).

Attendance: 71,212

Holmes' career-long 52-yard field goal gave Auburn a 3-0 with 9:49 left in the first quarter. But Clemson took the lead midway through the second quarter after blocking a Holmes' punt. Chad Speck returned the block 18 yards for a touchdown and a 7-3 Clemson lead.

Auburn trimmed the lead to 7-6 with a 24-yard Holmes field goal before halftime, but another blocked punt set up another Clemson touchdown with 5:15 left in the third.

2001 Florida Citrus Bowl



Auburn 28
Michigan 31

January 1, 2001
Florida Citrus Bowl
Orlando, Florida

The 20th-ranked Auburn Tigers made a late fourth quarter charge, but fell short, losing to 17th-ranked Michigan Wolverines, 31-28, in the Capital One Florida Citrus Bowl.

The Tigers utilized the arm of senior quarterback Ben Leard who set two Auburn bowl records by throwing for 394 yards and three touchdowns. Answering a first quarter 31-yard Wolverine touchdown pass from Drew Henson to David Terrell, Leard threw his first of touchdown to Ronney Daniels in the second quarter to tie the game at 7-7.

Auburn took the lead as Leard hit senior Clifton Robinson on a 20-yard touchdown with 11:04 before the half. But, Henson connected on a four-yard pass to B.J. Askew to tie the game at 14-14. Michigan regained the lead on an 11-yard scamper from Anthony Thomas to end the first half at 21-14.

Michigan built its lead to 28-14 in the third quarter as Thomas, named the game's MVP, entered the endzone on a 25-yard burst, his longest of the day. Auburn junior running back Rudi Johnson crossed the goal line with 4:08 to go in the third, to bring Auburn within seven, 28-21. The Wolverines connected on a 41-yard field goal by Hayden Epstein to increase their lead to 31-21 to end the quarter.

Leard responded by connecting with freshman Deandre Green on a 21-yard pass in the endzone to trim Michigan's lead to three, 31-28, with 2:26 to go.

Duval's ensuing on-side kick was recovered by Michigan and the Wolverines ran out the clock to earn the 31-28 win.

Leard was named Auburn's offensive MVP while Javor Mills, who recorded six tackles and two sacks, was the Tigers' defensive MVP.

Auburn	0	14	7	7	—	28
Michigan	7	14	10	0	—	31

UM - Terrell 31 pass from Henson (Epstein kick), 6:27, 1st
 AU - Daniels 19 pass from Leard (Duval kick), 14:17, 2nd
 AU - C. Robinson 20 pass from Leard (Duval kick), 11:04, 2nd
 UM - Askew 4 pass from Henson (Epstein kick), 6:41, 2nd
 UM - Thomas 11 run (Epstein kick), 0:54, 2nd
 UM - Thomas 25 run (Epstein kick), 6:41, 3rd
 AU - Johnson 12 run (Duval kick), 4:08, 3rd
 UM - Epstein 41 field goal, 1:35, 3rd
 AU - Green 21 pass from Leard (Duval kick), 2:26, 4th

	AU	UM
First Downs	23	21
Rushing Att.-Yards	35-92	42-159
Passing Yards	394	294
Passing (C-A-I)	28-37-2	15-21-0
Total Offense	486	453
Punts-Avg.	3-42.7	4-43.5
Fumbles/Lost	2/1	2/1
Penalty-Yards	7-60	2-20
Time of Possession	30:03	29:57

RUSHING: (AU) Johnson 25-85 (TD), Evans 3-16, C. Robinson 1-4, Carter 2(-2), Leard 4(-11); (UM) Thomas 32-182 (2 TD), Bellamy 3-13, Cross 1-0, Henson 6(-36).
PASSING: (AU) Leard 28-37-2, 394 (3 TD); (UM) Henson 15-20-0, 294 (2 TD), Thomas 0-1-0, 0.
RECEIVING: (AU) Daniels 7-98 (TD), Willis 5-69, Evans 4-51, Green 4-49 (TD), C. Robinson 3-70 (TD), Carter 3-42, Johnson 2-15; (UM) Terrell 4-136 (TD), Walker 4-100, Thomas 4-32, Askew 3-26 (TD).

Attendance: 66,928

2001 Chick-fil-A Peach Bowl



Auburn 10
North Carolina 16

December 31, 2001
Georgia Dome
Atlanta, Georgia

A New Year's Eve invitation to the Chick-fil-A Peach Bowl pitted 7-4 Auburn against 7-5 North Carolina. In a defensive battle, North Carolina held off a late fourth quarter charge to beat

Auburn, 16-10, in the Georgia Dome in Atlanta.

In the first quarter, North Carolina recovered a fumble and returned it 18 yards to the Tiger 10-yard line. Two plays later, North Carolina tailback Willie Parker took the ball off right end for the UNC touchdown.

The only other score in the half came when the Tar Heels drove the ball 84 yards resulting in a field goal by kicker Jeff Reed.

North Carolina came out of halftime and added to their lead as Peach Bowl Offensive MVP QB Ronald Curry scrambled 62 yards for a touchdown putting UNC ahead 16-0.

The Auburn defense responded well, not allowing any more points for the rest of the game and treated football fans to a play that will be remembered in Auburn football history.

An errant Darian Durant pass was snatched out of the air by whip Karlos Dansby as he was falling out of bounds. Dansby then tossed the ball to linebacker Dontarrius Thomas to complete an amazing interception. The play was later nominated for the ESPY Awards' "Most Spectacular Play" of the year.

The Auburn offense, feeding off the momentum from the interception, moved the ball down the field. Jason Cambell connected with Casinius Moore on an 11-yard pass that set up Damon Duval's 34-yard field goal with 13:16 left in the game.

After recovering a muffed snap late in the fourth quarter, backup QB Daniel Cobb connected with tight end Lorenzo Diamond, who rumbled 12 yards for an Auburn touchdown, pulling the Tigers within six points.

North Carolina recovered the ensuing onside kick to hold on for the 16-10 win.

N. Carolina	7	3	6	0	—	16
Auburn	0	0	0	0	—	10

UNC - Parker 10 run (Reed kick), 9:34, 1st
 UNC - Reed 22 field goal, 0:55, 2nd
 UNC - Curry 62 run (Reed kick failed), 8:25, 3rd
 AU - Duval 34 field goal, 13:16, 4th
 AU - Diamond 12 pass from Cobb (Duval kick), 1:18, 4th

	UNC	AU
First Downs	12	12
Rushing Att.-Yards	40-174	32-31
Passing Yards	114	145
Passing (C-A-I)	13-21-1	18-28-2
Total Offense	288	186
Punts-Avg.	3-39.8	9-49.3
Fumbles/Lost	1/1	0/0
Penalty-Yards	9-73	4-26
3rd Down Conv.	4-of-15	2-of-13
Time of Possession	32:02	27:58

RUSHING: (UNC) Parker 19-131 (TD), Curry 10-67; Lewis 3-6, Williams 2-0, Team 3(-5), Durant 2(-12), Lafferty 1(-13); (AU) Brown 6-28, Butler 8-22, Moore 5-21, Campbell 8-1, Johnson 1-0, Carter 1(-7), Team 3(-34).

PASSING: (UNC) Durant 7-14-1, 76; Curry 5-6-0, 25; Lafferty 1-1-0, 13; (AU) Campbell 12-18-1, 74; Cobb 6-10-1, 71 (TD).

RECEIVING: (UNC) Aiken 7-73, Parker 3-24, Davis 3-17; (AU) Daniels 3-21, Willis 3-17, Diamond 2-17 (TD), Moore 2-16, Walkins 2-16, Johnson 2-14, Carter 1-21, Ratiff 1-18, McIntyre 1-8, Brown 1(-4).

Attendance: 71, 827



Auburn Bowl History



2003 Capital One Bowl



Auburn 13
Penn State 9

January 1, 2003
 Florida Citrus Bowl
 Orlando, Florida

On a warm and windy day in Orlando, the 19th-ranked Auburn Tigers knocked off 10th-ranked Penn State behind a stymieing defense and Capital One Bowl MVP Ronnie Brown's

184 yard, two touchdown performance. Penn State's Larry Johnson, who finished third in the Heisman Trophy balloting, was unable to get on track as Auburn's defense limited him to only 72 yards on 20 carries.

Auburn fumbled on its first possession giving Penn State the ball on the 15-yard line, but the Nittany Lions were forced to settle for a 21-yard Robbie Gould field goal.

The Auburn defense held the Nittany Lion's offense the rest of the half, allowing only a 27-yard field goal by Gould.

After a sluggish first half, the Tigers came out in the third quarter with a run-dominated offensive scheme and Ronnie Brown punished the Penn State defenders to the tune of 119 second half yards.

Auburn took its first possession of the second half and marched 74 yards, scoring on a one-yard Brown touchdown run, which put Auburn ahead, 7-6. The fast Tiger defense took control, allowing Penn State only 31 yards of offense in the third quarter.

Penn State replaced quarterback Zack Mills with Michael Robinson who sparked the Nittany Lion offense to a fourth quarter field goal, putting Penn State up 9-7.

On Auburn's next possession, Damon Duval's punt was downed at the one-yard line pinning Penn State deep in their own territory.

After a short punt by Penn State, Auburn drove the ball inside the red zone, where Ronnie Brown bounced a run to the outside taking it 17 yards for the game winning touchdown.

Brown's 184 yards rushing were the most ever by an Auburn player in a bowl, and it was the most yards rushing of anyone in the 2003 bowl season. Dontarrius Thomas was named the game's defensive MVP after helping hold Penn State to just 268 yards.

Penn State	3	3	0	3	—	9
Auburn	0	0	7	6	—	13

PSU - Gould 21 field goal, 10:26, 1st
 PSU - Gould 27 field goal, 1:44, 2nd
 AU - Brown 1 run (Duval kick), 3:52, 3rd
 PSU - Gould 31 field goal, 10:10, 4th
 AU - Brown 17 run (pass failed), 2:19, 4th

	PSU	AU
First Downs	15	12
Rushing Att.-Yards	36-170	50-200
Passing Yards	98	78
Passing (C-A-I)	10-27-1	10-17-1
Total Offense	268	278
Punts-Avg.	5-38.2	4-48.2
Fumbles/Lost	2/1	3/1
Penalty-Yards	7-68	9-84
3rd Down Conv.	3-of-14	7-of-16
Time of Possession	27:49	32:11

RUSHING: (PSU) Johnson 20-72, Mills 9-56, M. Robinson 5-30, Smith 1-10, Jefferson 1-2; (AU) Brown 37-184 (2 TD), Smith 5-10, Campbell 8-6.

PASSING: (PSU) Mills 8-24-1, 67; M. Robinson 2-3-0, 31; (AU) Campbell 10-17-1, 78.

RECEIVING: (PSU) T. Johnson 2-54, Kranckick 2-15, L. Johnson 2-8, M. Robinson 2-7, McHugh 1-8, Williams 1-6; (AU) Aromashodu 2-18, R. Johnson 2-17, Diamond 1-11, Obomanu 1-11, Daniels 1-9, M. Williams 1-6, Smith 1-5, Brown 1-1.

Attendance: 66,334

2003 Gaylord Hotels Music City Bowl



Wisconsin 14
Auburn 28

December 31, 2003
 The Coliseum
 Nashville, Tennessee

With the combination of a stellar defensive performance that included six sacks and the leadership of MVP Jason Campbell, Auburn put together 14 fourth-quarter points en route to a 28-14

Music City Bowl win over Wisconsin.

After a scoreless first period, Wisconsin started the second quarter by driving to the Auburn seven-yard line where the Badgers had a first and goal, but Auburn's defense forced Wisconsin to settle for a 20-yard field goal for a 3-0 lead.

Auburn responded on the next drive as Ronnie Brown gained 43 yards on six carries culminating with a one-yard touchdown to give the Tigers a 7-3 lead. Wisconsin managed another field goal before the half to make the score 7-6 at the intermission.

Auburn struck first in the second half, going 80 yards on 16 plays and taking 7:16 off the clock. Carnell Williams finished the drive with a one-yard plunge up the middle for the touchdown.

In the fourth quarter, Jim Sorgi led Wisconsin on a 52-yard drive, capping it with a 12-yard pass to Lee Evans for a touchdown and a two-point conversion pass to tie the game at 14.

The Badgers seemed to have the momentum in their favor until Carlos Rogers deflected a pass that Will Herring intercepted on the Auburn 13-yard line. Two plays later, Campbell connected with Jeris McIntyre on third and eight for a 51-yard gain to the Wisconsin 34-yard line. It took Auburn just three more plays to put it in the end zone as Brown scored for the second time from two yards out.

Auburn put an exclamation point on the game during the ensuing Wisconsin drive when Reggie Torbor and Karlos Dansby sandwiched Sorgi, causing a fumble. T.J. Jackson recovered it, and two plays later Auburn put the final points on the board with a one-yard run by Williams to make the score 28-14.

Campbell passed for 138 yards, rushed for 67 yards and engineered two fourth-quarter scoring drives. Auburn's defense held Wisconsin to 261 yards. Torbor collected 2.5 sacks and Dansby totaled a team-high 10 tackles including 1.5 sacks.

Wisconsin	0	6	0	8	—	14
Auburn	0	7	7	14	—	28

UW - Allen 20 field goal, 9:44, 2nd
 AU - Brown 1 run (Vaughn kick), 4:37, 2nd
 UW - Allen 35 field goal, 2:42, 2nd
 AU - Williams 1 run (Vaughn kick), 1:32, 3rd
 UW - Evans 12 pass from Sorgi (Daniels pass from Sorgi), 8:52, 4th
 AU - Brown 2 run (Vaughn kick), 3:30, 4th
 AU - Williams 1 run (Vaughn kick), 1:37, 4th

	UW	AU
First Downs	18	15
Rushing Att.-Yards	37-128	40-203
Passing Yards	203	157
Passing (C-A-I)	17-29-1	11-23-1
Total Offense	331	360
Punts-Avg.	4-38.5	8-45.2
Fumbles/Lost	0/0	0/0
Penalty-Yards	4-25	8-86
3rd Down Conv.	6-of-14	6-of-14
Time of Possession	31:00	29:00

RUSHING: (UW) Davis 17-77, Evans 3-19, Bernstein 1-2, Smith 4-1, Stocco 1-(-14), Sorgi 10-(-26); (AU) Williams 18-68 (2 TD), Campbell 9-67, Brown 13-62 (2 TD).

PASSING: (UW) Sorgi 13-22-1, 169 (TD); Stocco 4-7-0, 34; (AU) Campbell 10-22-1, 138; Williams 1-1-0, 19.

RECEIVING: (UW) Williams 6-57, Evans 4-51, Charles 3-48, Daniels 1-14, Bernstein 1-8, Smith 1-6; (AU) McIntyre 3-74, Daniels 3-40, Johnson 2-21, Taylor 1-13, Obomanu 1-6, Brown 1-3.

Attendance: 55,109

2005 NOKIA Sugar Bowl



Virginia Tech 13
Auburn 16

January 3, 2005
Louisiana Superdome
New Orleans, Louisiana

Auburn completed a perfect season as the No. 3 Tigers held off a late Virginia Tech rally for a 16-13 victory in the NOKIA Sugar Bowl at the Louisiana Superdome. The win

improved the Tigers' record to 13-0 and ensured the first 13-win season in school history.

Auburn, just the seventh team to go undefeated in league play since the Southeastern Conference went to divisional play in 1992, jumped out to a 16-0 lead in the first three quarters before the Hokies got on the board. Two late fourth-quarter scores allowed Virginia Tech back into the game, but an onside kick with two minutes left was recovered by the Tigers.

Jason Campbell, voted the NOKIA Sugar Bowl's Most Valuable Player, threw for 189 yards on 11-of-16 passing and one score. Campbell, who played his last game in an Auburn uniform, connected with Devin Aromashodu on a 5-yard touchdown pass late in the third quarter, giving the Tigers a 16-0 advantage.

The tandem of senior running backs Ronnie Brown and Carnell Williams rushed for 68 and 61 yards, respectively.

Placekicker John Vaughn connected on three field goals in the first half from 23, 19 and 24 yards to send the Tigers to a 9-0 lead entering halftime. The three field goals tied an Auburn record in a bowl game, last set by Jaret Holmes at the 1998 Peach Bowl.

After Campbell connected with Aromashodu for a 16-0 AU lead, Virginia Tech's Josh Morgan found the end zone twice -- the first on a 29-yard reception from Bryan Randall and the second on an 80-yarder with two minutes to play.

The win gave Auburn three straight bowl game victories, a first for the school since 1982-84. It also sent Auburn to its 15th straight victory dating back to the 2003 season, the program's longest since 1993-94 and second longest streak in school history. The 15 consecutive wins gave the Tigers national prominence as the third-longest in the nation at the end of the season, trailing only Southern California and Utah.

Virginia Tech	0	0	0	13	—	13
Auburn	6	3	7	0	—	16

AU - Vaughn 23 field goal, 8:44, 1st
AU - Vaughn 19 field goal, 1:10, 1st
AU - Vaughn 24 field goal, 1:50, 2nd
AU - Aromashodu 5 pass from Campbell (Vaughn kick), 10:39, 3rd

VT - Morgan 29 pass from Randall (Randall pass failed), 6:58, 4th

VT - Morgan 80 pass from Randall (Pace kick), 2:01, 4th

	VT	AU
First Downs	19	14
Rushing Att.-Yards	22-76	43-110
Passing Yards	299	189
Passing (C-A-I)	21-38-2	11-16-1
Total Offense	375	299
Punts-Avg.	5-35.2	4-43.0
Fumbles/Lost	0/0	1/1
Penalty-Yards	7-57	4-35
3rd Down Conv.	3-of-12	6-of-15
Time of Possession	26:26	33:34

RUSHING: (VT) Randall 9-45, Imoh 6-16, Humes 6-10, Hamilton 1-5; (AU) Brown 14-68, C. Williams 19-61.

PASSING: (VT) Randall 21-38-2, 299 (2 TD); (AU) J. Campbell 11-16-1, 189 (TD).

RECEIVING: (VT) Hyman 5-71, Morgan 3-126 (2 TD), Royal 3-37, King 3-12, Clowney 2-23, Mazzetta 1-20, Humes 1-10; (AU) Taylor 5-87, Mix 2-68, C. Williams 2(-)-6, Wallace 1-35, Aromashodu 1-5 (TD).

Attendance: 77,349

2006 Capital One Bowl



Wisconsin 24
Auburn 10

January 2, 2006
Citrus Bowl
Orlando, Florida

Brian Calhoun rushed for 213 yards and one touchdown and John Stocco passed for 301 yards and two scores as Wisconsin defeated Auburn, 24-10, in the 2006 Capital One Bowl. The loss snapped

Auburn's three-game bowl winning streak.

Wisconsin took a 17-0 lead into halftime, but the Tigers scored 10 straight points to pull within 17-10 early in the fourth quarter. Brandon Cox found Courtney Taylor for a 9-yard score at the 14:49 mark of the fourth to pull Auburn within seven.

However, Calhoun rushed for a 33-yard touchdown less than two minutes later, giving the Badgers the final 24-10 outcome.

Cox finished 15-of-33 for 137 yards and one touchdown, while Kenny Irons rushed for 88 yards -- giving him 1,293 on the season - the sixth-best single-season mark in Auburn history.

Ben Obomanu ended his Auburn career with five receptions for 62 yards. His senior counterpart, Anthony Mix, caught two passes for 11 yards, giving him 1,010 yards in his career.

Wisconsin opened the game's scoring when Stocco found Brandon Williams on a 30-yard reception at the 7:55 mark of the first quarter.

UW's Taylor Mehlhaff connected on his only field goal of the day, a 19-yarder, at the end of the first quarter, then watched as Stocco found Owen Daniels for a 13-yard touchdown pass in the second quarter.

John Vaughn connected on a 19-yard field goal, his 12th of the season, in the third quarter to put Auburn on the board.

Defensively, David Irons led the Tigers with 11 tackles.

Senior Wayne Dickens posted his second multiple-sack game of the season, finishing with two, while Stanley McClover had one.

Wisconsin	10	7	0	7	—	24
Auburn	0	0	3	7	—	10

UW - B. Williams 30 pass from Stocco (Mehlhaff kick), 7:55, 1st

UW - Mehlhaff 19 field goal, 0:21, 1st

UW - Daniels 13 pass from Stocco (Mehlhaff kick), 7:19, 2nd

AU - Vaughn 19 field goal, 11:54, 3rd

AU - Taylor 9 pass from Cox (Vaughn kick), 14:49, 4th

UW - Calhoun 33 run (Mehlhaff kick), 13:22, 4th

	UW	AU
First Downs	24	19
Rushing Att.-Yards	42-247	35-99
Passing Yards	301	137
Passing (C-A-I)	15-27-0	15-33-1
Total Offense	69-548	68-236
Punts-Avg.	3-45.3	6-45.7
Fumbles/Lost	2/1	1/1
Penalty-Yards	7-56	5-35
3rd Down Conv.	7-of-15	4-of-14
Time of Possession	31:48	29:12

RUSHING: (UW) Calhoun 20-213 (TD), B. Williams 4-35, Walker 2-9, Team 1-0, Stocco 5(-)-10; (AU) K. Irons 22-88, Lester 7-31, Obomanu 1-8, Cox 5(-)-28.

PASSING: (UW) Stocco 15-27-0, 301 (2TD); (AU) Cox 15-33-1, 137 (TD).

RECEIVING: (UW) B. Williams 6-173 (TD), Orr 4-74, Daniels 3-46 (TD), Calhoun 1-8, J. Walker 1-0; (AU) Obomanu 5-62, Aromashodu 2-16, Taylor 2-14 (TD), Mix 2-11, K. Irons 1-21, Lester 1-9, Wallace 1-4, Slaughter 1-0.


Attendance: 57,221



Auburn Bowl History



2007 AT&T Cotton Bowl Classic



Auburn 17
Nebraska 14

January 1, 2007
Cotton Bowl
Dallas, Texas

John Vaughn's 42-yard field goal in the third quarter proved to be the game winner as Auburn took the 71st AT&T Cotton Bowl Classic with a 17-14 victory over Nebraska in Dallas.

Vaughn connected on his 20th field goal of the season at the 6:20 mark of the third quarter, the game's only points of the second half, to give Auburn its 11th win of the season for the fourth time in school history.

The Auburn defense was stout against Nebraska, limiting the Cornhuskers to just 230 yards of total offense, including 73 in the second half. Karibi Dede began the defense's dominance in the first half, intercepting a Zac Taylor pass and returning it 52 yards to the Nebraska 9-yard line.

Just two plays later, the Auburn offense punched it in the end zone when Brandon Cox found Carl Stewart for a 9-yard score with 56 seconds remaining in the first quarter, evening the score at 7.

Early in the second quarter, the Tigers recovered a fumble at the Cornhuskers' 14 on a failed fake punt attempt. Four plays later, Stewart scored his second TD on a 1-yard run.

After Vaughn's third quarter field goal, the Huskers managed to get in Auburn territory just twice. They punted from Auburn's 34 in the third quarter, and Taylor threw a fourth-down incompleteness from Auburn's 30 late in the fourth quarter.

The Tiger defense finished with two sacks and 11 tackles for loss, highlighted by Sen'Derrick Marks' 2.5. Will Herring finished with seven solo tackles, including two for loss, and was named the game's outstanding defensive player.

Cox finished the game 10-of-21 passing for 111 yards and one score. Of those 10 completions, six were to Courtney Taylor, who, on his fourth catch of the game, broke the Auburn school record for most receptions in a career. He finished with 153.

Kenny Irons paced the Tiger rushing game with 72 yards on 24 carries.

Nebraska started the game's scoring on a Nate Swift 13-yard touchdown reception from Taylor at the 7:37 mark of the first quarter.

With Auburn up 14-7 after Stewart's second quarter touchdown run, Brandon Jackson scored from 20 yards out to cap a 7-play, 72-yard drive that sent the teams into halftime tied at 14.

The win improved Auburn to 18-13-2 all-time in bowl games and 4-3 under head coach Tommy Tuberville.

Auburn	7	7	3	0	—	17
Nebraska	7	7	0	0	—	14

NU - Swift 13 pass from Taylor (Congdon kick), 7:37, 1st
AU - Stewart 9 pass from Cox (Vaughn kick), 0:56, 1st
AU - Stewart 1 run (Vaughn kick), 12:22, 2nd
NU - Jackson 20 run (Congdon kick), 9:00, 2nd
AU - Vaughn 42 field goal, 6:20, 3rd

	AU	NU
First Downs	12	17
Rushing Att.-Yards	35-67	38-104
Passing Yards	111	126
Passing (C-A-I)	10-21-0	14-27-1
Total Offense	56-178	65-230
Punts-Avg.	6-43.0	6-40.2
Fumbles/Lost	2/2	1/1
Penalty-Yards	6-45	4-45
3rd Down Conv.	4-of-12	5-of-14
Time of Possession	27:00	33:00


RUSHING: (AU) K. Irons 24-72, Tate 4-23, Taylor 1-3, Stewart 1-1 (TD), Cox 5-(-32); (NU) Lucky 25-88, Jackson 7-38 (TD), Nunn 1-(-2), Taylor 4-(-5), Todd 1-(-15).

PASSING: (AU) Cox 21-10-0, 111 (TD); (NU) Taylor 26-14-1, 126 (TD), Team 1-0-0, 0.

RECEIVING: (AU) Taylor 6-70, Rodriguez 1-18, McKenzie 1-12, Stewart 1-9 (TD), K. Irons 1-2; (NU) Lucky 6-67, Swift 3-44 (TD), Jackson 2-(-6), Purify 1-9, Nunn 1-8, Todd 1-4.

Attendance: 66,777

2007 Chick-fil-A Bowl



Clemson 20
Auburn [OT] 23

December 31, 2007
Georgia Dome
Atlanta, Georgia

Kodi Burns scored on a 7-yard run in overtime to lift No. 22 Auburn to a 23-20 victory over No. 15 Clemson in the Chick-fil-A Bowl, in the first overtime game in Auburn's bowl history.

Burns' score put the finishing touches on a performance that saw the Tigers record season highs in plays and yards with a spread offense. Auburn ran 90 plays for 423 yards, including 47 rushes and a season-high 43 passes.

Auburn scored first in a low-scoring first half, following a three-and-out by Clemson on the opening possession with an 11-play, 58-yard drive that culminated in Wes Byrum's 36-yard field goal.

After managing just 52 yards of offense in the first quarter, Clemson's C.J. Spiller raced 83 yards down the left sideline to give Clemson a 7-3 lead.

Auburn took the opening kickoff in the second half and marched 78 yards on 10 plays as Burns hit Mario Fannin with a 22-yard pass to give Auburn a 10-7 lead.

Clemson finished an 11-play drive with a 22-yard field goal on the first play of the fourth quarter, knotting the score at 10-10.

After Cox was intercepted, Clemson quickly drove 32 yards for the go-ahead score when James Davis plunged in from a yard out with 11:24 remaining.

Clemson	0	7	0	10	3	—	20
Auburn	3	0	7	7	6	—	23

AU - Byrum 36 field goal, 4:16, 1st
CU - C.J. Spiller 83 yd run (Mark Buchholz kick), 13:14, 2nd
AU - Mario Fannin 22 yd pass from Kodi Burns (Wes Byrum kick), 11:33, 3rd
CU - Mark Buchholz 22 yd field goal, 14:58, 4th
CU - James Davis 1 yd run (Mark Buchholz kick), 11:24, 4th
AU - Ben Tate 1 yd run (Wes Byrum kick), 8:27, 4th
CU - Mark Buchholz 25 yd field goal, OT
AU - Kodi Burns 7 yd run, OT

	CU	AU
First Downs	12	24
Rushing Att.-Yards	40-189	47-190
Passing Yards	104	233
Passing (C-A-I)	14-33-0	26-43-1
Total Offense	73-293	90-423
Punts-Avg.	8-43.1	8-38.6
Fumbles/Lost	1/0	0/0
Penalty-Yards	1-5	6-40
3rd Down Conv.	5-of-19	7-of-19
Time of Possession	29:14	30:46

RUSHING: (AU) Burns 13-69 (TD), Lester 14-57, Tate 14-54 (TD), Fannin 3-18, Cox 3-(-1); (CU) Spiller 8-112 (TD), Davis 23-72 (TD), Grisham 1-8, Harper 8-(-3)

PASSING: (AU) Cox 39-25-1, 211, Burns 4-1-0, 22 (TD); (CU) Harper 33-14-0, 104

RECEIVING: (AU) Fannin 5-53 (TD), Dunn 5-39, R. Smith 4-45, Lester 3-24, Tate 3-19, Bennett 2-16, Billings 1-13, Hawthorne 1-12, Rodriguez 1-8, Trott 1-4 (CU) Kelly 4-36, Taylor 3-32, Grisham 2-24, Harris 2-12, Spiller 2-(-5), Palmer 1-5.

Attendance: 74,413

Auburn answered right back, again mixing Cox and Burns in the backfield successfully during an 11-play, 70-yard drive. Cox's 18-yard pass to Robert Dunn and a 15-yard rush by Burns set up Ben Tate for a 1-yard run that tied the score at 17-17 with 8:27 left.

In overtime, Clemson settled for a 25-yard field goal on its first possession.

On Auburn's overtime possession, Cox found Rod Smith for 12 yards on 3rd-and-13, then snuck ahead for 2 yards and the first down. Two plays later, Burns powered in for the score, sending the Auburn sideline into a frenzy.

Cox connected on 25-of-39 passes for 211 yards in his final game for Auburn.

The Auburn defense, led by defensive MVP Pat Sims, held Clemson to just 293 yards of offense and 12 first downs.



AUBURN UNIVERSITY



Auburn's beautiful main campus--graced by greenery and open spaces and highlighted by historic Samford Park--is made up of 375 buildings spread across 1,875 acres. Buildings in the main campus area are within walking distance of each other. Residence halls are only a short walk from classrooms, dining and athletic facilities. Auburn is located in the southeastern United States in east-central Alabama about 30 miles from the Georgia border.

- U.S. News & World Report has ranked Auburn among the top 50 public universities nationwide for 16 consecutive years. Auburn is ranked a "Best Value" by the Princeton Review.


- AU invests in extensive national assessments to obtain quality, data-driven information for measuring and continually improving instruction and student preparation.

- More than 92 percent of our students and more than 95 percent of our alumni say that if they could start college over again, they would choose Auburn.

- A 2005 Harvard survey ranked AU as one of the top six colleges and universities in the country as a place for young faculty to work, which has a lot to do with actively engaging students.

- AU is the only university in the country to offer an undergraduate degree in wireless engineering, and the first in the Southeast to offer degrees in software engineering.

- AU's Draughton Library is the largest library in the state, with 2.9 million volumes. The library subscribes to 19,000 journals and 256 electronic databases, provides library instruction and tours to students, prospective students and parents, and serves as an instructional resource for faculty.





Auburn People

Auburn faculty and alumni are world-class achievers in practically every arena. Here are just a few examples:

- AU has graduated more than 210,000 students since it began in 1856. Currently, we have more than 193,000 alumni living around the world.
- There are more than 94 Auburn clubs around the country who have raised more than \$220,000 for scholarships. Two clubs have endowments of more than \$100,000 and the Alumni Association Endowment stands at more than \$2.3 million.
- The Student Alumni Association, with membership of nearly 3,000 students, recently established a student scholarship for its rising senior members.
- The Auburn Alumni Association has more than 47,000 members and contributes more than \$95,000 each year toward professorships and other faculty awards.



DID YOU KNOW?

Auburn was named one of the top 10 places to live in the country by U.S. News and World Report in its 2009 rankings



One of the state's fastest growing cities, Auburn has a population of about 47,000. An adjacent twin-city, Opelika, has a population of about 30,000. Atlanta, Ga., is only 100 miles to the northeast via Interstate 85; Birmingham is 100 miles to the north via U.S. 280 or I-85/65; Montgomery is 50 miles to the east via I-85; and the Gulf beaches are about 200 miles away. The university enjoys the advantages of security, seclusion and clean air and water. Auburn is a clean city with a mild climate that offers many cultural opportunities.



JAY GOGUE President

Jay Gogue began his tenure as Auburn University's 18th president on July 16, 2007.

The Waycross, Ga., native is a two-time Auburn graduate in horticulture, receiving a bachelor's degree in 1969 and a master's in 1971. In 1973, he earned a doctorate in horticulture from Michigan State University.

Shortly after returning to his alma mater, Gogue engaged the talent and insight of the Auburn family toward development of a dynamic and forward-looking strategic plan to guide the University for the future. Students, alums, employees, business leaders and other stakeholders contributed to a roadmap that will strengthen Auburn's academic, research and outreach mission, improve operational efficiency and develop human capital. The Auburn Board of Trustees adopted the strategic plan on June 27, 2008.

Gogue arrived at Auburn with ample experience in the top ranks of academia. He was selected president of New Mexico State University in 2000 and, in 2003, named president of the University of Houston and chancellor of the University of Houston System.

Gogue worked for the National Park Service from 1973 to 1986, rising to the position of chief administrative scientist for several regions of the U.S. Park system. He began his distinguished career in higher education administration in 1986 as associate director of the Office of University Research at Clemson University, where he also served as vice president for research and vice president/vice provost for agriculture and natural resources. Utah State University selected Gogue as provost in 1995.

Gogue met his wife, Susie, in the 8th grade, and they married during their undergraduate years at Auburn. Susie also earned two Auburn degrees. They are the proud parents of three children and have two grandchildren.

He is a member of Phi Kappa Phi and Golden Key honor societies, Sigma Chi Fraternity, Sigma Xi scientific research society and the National Society of Scabbard and Blade, the honorary military society for all branches of service. Gogue previously served as an accreditation reviewer for the Pacific Northwest Association of Schools and Colleges.



Jay and Susie Gogue



JAY JACOBS Athletics Director

Auburn Director of Athletics Jay Jacobs has a vision of leading Auburn Athletics to becoming the nation's pre-eminent Athletics Department.

In his tenure at the helm of the Tigers' program, the department has prospered athletically, academically and financially.

Under Jacobs' leadership, Auburn Athletics has made major strides benefitting Auburn student-athletes, coaches and fans. The department has focused on five strategic goals under his leadership: Winning, graduating student-athletes, managing the department's fiscal affairs, complying with SEC and NCAA rules and providing a professional game day experience.

The Auburn Athletics Department has consistently ranked in the top 10 percent of the NACDA Directors Cup and has claimed eight national championships under Jacobs, including a school-record four titles in 2005-06, along with 14 Southeastern Conference titles.

Academically, Auburn has earned five public recognitions by the NCAA for scoring in the 90th-100th percentile nationally in the Academic Progress Rate (APR).

Jacobs served as the Senior Associate Athletics Director for Tigers Unlimited prior to his appointment as Director of Athletics and has initiated several successful business ventures for the Athletics Department, including a five-year contract with Under Armour Performance Apparel and a nine-year extension with multi-media rights holder ISP Sports.

During Jacobs' tenure, Auburn has also moved forward with numerous facility projects designed to benefit Tiger athletic programs and their fans, most notably, the construction of the \$92.5 million state-of-the-art basketball arena and practice facility that will open prior to the 2010-11 season.

Jacobs was named Auburn's 14th Director of Athletics on Dec. 22, 2004, after working in almost every area of the Auburn Athletics Department for the previous 20 years.

Jacobs earned his undergraduate and master's degrees in business administration from Auburn in 1985 and 1988, respectively, and was a member of the Auburn football team, earning two letters as an offensive tackle in 1982 and 1983.

He is married to the former Angie Sapp of Dublin, Ga. The couple has three daughters, Haley, Meagan and Jayne.



Angie, Jay, Haley, Meagan and Jayne Jacobs.



Tim Jackson

Executive Associate Athletics Director

Joined AU Staff: March 1988

Responsibility: Serves as top assistant to the Athletic Director and fulfills the Director's responsibilities in his absence. Daily administrative oversight includes Football, Tigers Unlimited, Ticketing, Finances, Event Operations, Facilities, and Transportation Services. Serves as Executive Director of the

Tigers Unlimited Foundation.

Experience: Served as defensive line coach at Northeast Mississippi Junior College in 1987. Spent two years as a graduate assistant football coach at Auburn from 1988-89. Was assistant conditioning coach at Auburn in 1990. Served as conditioning coach to Coach Pat Dye in 1991. Director of Athletic Ticket Sales from 1992-2004.



Scott Carr

Senior Associate AD for External Affairs

Joined AU Staff: July 2009

Responsibility: Oversees the department's external affairs, including marketing, media relations and game-day management.

Experience: Served as the Deputy Director of Athletics, External Affairs at Southern Mississippi from 2006-09. While at

Southern Miss, he also served as Associate Director of Athletics, External Affairs (2003-06); Assistant Director of Athletics for External Affairs (2002); and Assistant Director of Athletics, Facilities and Event Management (2001-2002). Prior to Southern Mississippi, worked at FedEx Orange Bowl from 1997-2001 and from 1995-1997 was a graduate assistant equipment manager at the University of Florida.



Kay Hargrave

Senior Associate A.D. for Development

Joined AU Staff: August 1996

Responsibility: Manages development staff and coordinates all fund-raising efforts for Tigers Unlimited and the Auburn Athletics Department. Identifies, coordinates, and solicits private support from private industry and corporations for the Athletics Department. Led the Legends Campaign, the department's first ever capital campaign, which generated over \$170 million. Oversees the Athletics Advisory Council. Was nominated and selected to join the Executive Committee of NAADD (National Association of Athletics Development Directors) in 2008. Serves on AU's Vice President of Development's Leadership team.

Experience: Admissions counselor in the Auburn University Admissions Office from 1996-98. Served as the Director of Auburn Clubs for the Auburn Alumni Association in 1998 before joining the Tigers Unlimited staff in October of 2001.



Bernard Hill

Senior Associate Athletic Director

Joined AU Staff: June 2006

Responsibility: Provide oversight for Student-Athlete Support Services, Men's Basketball and Strength and Conditioning.

Experience: Came to Auburn from Stetson University in DeLand, Fla., most recently serving as an Associate Athletic Director for Compliance since 2001. Served as a compliance assistant and event management intern at Auburn from 1997 to 2001.



Meredith Jenkins

Senior Associate A.D./Senior Woman Administrator

Joined AU Staff: July 11, 1994

Responsibility: Administrator over women's basketball, volleyball, soccer, equestrian, men's and women's swimming and diving, softball and Sports Medicine.

Experience: Served as Associate Athletic Director for Women's Sports from 2005-06. Former Associate Athletics Director for

Media Relations serving as the head football contact for six years. Worked with baseball, women's basketball, track and field, volleyball and soccer for first five years at Auburn. Served as the media coordinator for the 1995 SEC Women's Tennis Championship, the 1997 SEC Track and Field Championship, the 1998 SEC Men's Tennis Championship and the 1998 NCAA Baseball Regional at Auburn. Former member of SEC Media Coordination Committee for football and basketball. Came to Auburn after four years as a graduate assistant and student assistant in the Florida State Sports Information Department. Assisted with publicity for football, volleyball, women's basketball, softball and men's and women's tennis.



David Mines

Senior Associate A.D. for Internal Operations

Joined AU Staff: September 2003

Responsibility: Administrator for baseball, men's golf, gymnastics, volleyball, while providing oversight over recruiting and human resources.

Experience: Served as the Director of Championships with the Ohio Valley Conference from July 2002-August 2003. Worked

for the Birmingham City School system as the Executive Assistant for Athletics for two years (2000-2002) and also worked in Student Services at Morehouse College in Atlanta from 1999-2000. Was an operations graduate assistant in the Auburn Athletic Department for two years.



Rich McGlynn

Senior Associate A.D.

Joined AU Staff: June 2006

Responsibility: Administration coordination of all institutional, Southeastern Conference and NCAA programs.

Experience: Was employed by the NCAA from 2001 to 2006, most recently serving as Associate Director of Membership Services. Prior to that, was an Assistant Director of

Membership Services and a Student-Athletes Reinstatement Representative within the Enforcement Services arm of the NCAA. Was Commissioner of the Central Atlantic Collegiate Conference from 2000-01 and was a legal specialist for the New Jersey General Assembly Majority Office (2000-01). Served as a legal specialist to the Office of Counsel to the Governor to the State of New Jersey (1999-00).



Terry Windle

Senior Associate A.D. and CFO

Joined AU Staff: September 1990

Responsibility: Chief financial officer of Auburn athletic department.

Experience: Certified Public Accountant with Till, Eddenam, and Hester, Birmingham, AL., 1978-1983. Controller of the International Construction Division of Harbert International, 1983-1990. Associate Athletic

Director, Auburn Athletic Dept., 1990-1994. Promoted to Senior Associate Athletic Director/Chief Financial Officer, June 1994.



2009-10 Bowl Schedule



New Mexico Bowl

December 19 • Albuquerque, N.M.
3:30 p.m. (CT) • ESPN
University Stadium
Wyoming (6-6) vs. Fresno State (8-4)

St. Petersburg Bowl

December 19 • St. Petersburg, Fla.
7 p.m. (CT) • ESPN
Tropicana Field
Rutgers (8-4) vs. UCF (8-4)

R&L Carriers New Orleans Bowl

December 20 • New Orleans, La.
7:30 p.m. (CT) • ESPN2
Louisiana Superdome
Middle Tenn. State (9-3) vs. Southern Miss (7-5)

MAACO Las Vegas Bowl

December 22 • Las Vegas, Nev.
7 p.m. (CT) • ESPN
Sam Boyd Stadium
Oregon State (8-4) vs. BYU (10-2)

San Diego Poinsettia Bowl

December 23 • San Diego, Calif.
7 p.m. (CT) • ESPN
Qualcomm Stadium
Utah (9-3) vs. California (8-4)

Sheraton Hawaii Bowl

December 24 • Honolulu, Hawaii
7 p.m. (CT) • ESPN
Aloha Stadium
Nevada (8-4) vs. SMU (7-5)

Little Caesars Bowl

December 26 • Detroit, Mich.
12 p.m. (CT) • ESPN
Ford Field
Ohio (9-4) vs. Marshall (6-6)

Meineke Car Care Bowl

December 26 • Charlotte, N.C.
3:30 p.m. (CT) • ESPN
Bank of America Stadium
North Carolina (8-4) vs. Pittsburgh (9-3)

Emerald Bowl

December 26 • San Francisco, Calif.
7 p.m. (CT) • ESPN
AT&T Park
Boston College (8-4) vs. USC (8-4)

Gaylord Hotels Music City Bowl

December 27 • Nashville, Tenn.
7:30 p.m. (CT) • ESPN
LP Field
Kentucky (7-5) vs. Clemson (8-5)

AdvoCare V100 Independence Bowl

December 28 • Shreveport, La.
4 p.m. (CT) • ESPN2
Independence Bowl
Texas A&M (6-6) vs. Georgia (7-5)

EagleBank Bowl

December 29 • Washington D.C.
3:30 p.m. (CT) • ESPN
RFK Stadium
Army or UCLA vs. Temple (9-3)

Champs Sports Bowl

December 29 • Orlando, Fla.
7 p.m. (CT) • ESPN
Florida Citrus Bowl
Miami (Fla.) (9-3) vs. Wisconsin (9-3)

Roady's Humanitarian Bowl

December 30 • Boise, Idaho
3:30 p.m. (CT) • ESPN2
Bronco Stadium
Idaho (7-5) vs. Bowling Green (7-5)

Pacific Life Holiday Bowl

December 30 • San Diego, Calif.
7 p.m. (CT) • ESPN
Qualcomm Stadium
Nebraska (9-4) vs. Arizona (8-4)

Bell Helicopter Armed Forces Bowl

December 31 • Fort Worth, Texas
11 a.m. (CT) • ESPN
Amon G. Carter Stadium
Air Force (7-5) vs. Houston (10-3)

Brut Sun Bowl

December 31 • El Paso, Texas
1 p.m. (CT) • CBS
Sun Bowl Stadium
Stanford (8-4) vs. Oklahoma (7-5)

Texas Bowl

December 31 • Houston, Texas.
2:30 p.m. (CT) • ESPN
Reliant Stadium
Missouri (8-4) vs. Navy (8-4)

Insight Bowl

December 31 • Phoenix, Ariz.
5 p.m. (CT) • NFL Network
Sun Devil Stadium
Minnesota (6-6) vs. Iowa State (6-6)

Chick-fil-A Bowl

December 31 • Atlanta, Ga.
6:30 p.m. (CT) • ESPN
Georgia Dome
Virginia Tech (9-3) vs. Tennessee (7-5)

Outback Bowl

January 1 • Tampa, Fla.
10 a.m. (CT) • ESPN
Raymond James Stadium
Northwestern (8-4) vs. Auburn (7-5)

Konica Minolta Gator Bowl

January 1 • Jacksonville, Fla.
12 p.m. (CT) • CBS
Municipal Stadium
West Virginia (9-3) vs. Florida State (6-6)

Capital One Bowl

January 1 • Orlando, Fla.
12 p.m. (CT) • ABC
Florida Citrus Bowl
Penn State (10-2) vs. LSU (9-3)

Rose Bowl presented by Citi

January 1 • Pasadena, Calif.
3:30 p.m. (CT) • ABC
Rose Bowl
Oregon (10-2) vs. Ohio State (10-2)

Allstate Sugar Bowl

January 1 • New Orleans, La.
7:30 p.m. (CT) • FOX
Louisiana Superdome
Cincinnati (12-0) vs. Florida (12-1)

International Bowl

January 2 • Toronto, Ontario, Canada.
11 a.m. (CT) • ESPN2
Rogers Centre
South Florida (7-5) vs. Northern Illinois (7-5)

PapaJohns.com Bowl

January 2 • Birmingham, Ala.
1 p.m. (CT) • ESPN
Legion Field
UConn (7-5) vs. South Carolina (7-5)

AT&T Cotton Bowl

January 2 • Dallas, Texas
1 p.m. (CT) • FOX
Cowboys Stadium
Oklahoma State (9-3) vs. Mississippi (8-4)

AutoZone Liberty Bowl

January 2 • Memphis, Tenn.
4:30 p.m. (CT) • ESPN
Liberty Bowl
East Carolina (9-4) vs. Arkansas (7-5)

Valero Alamo Bowl

January 2 • San Antonio, Texas
8 p.m. (CT) • ESPN
Alamodome
Texas Tech (8-4) vs. Michigan State (6-6)

Tostitos Fiesta Bowl

January 4 • Glendale, Ariz.
7 p.m. (CT) • FOX
University of Phoenix Stadium
TCU (12-0) vs. Boise State (13-0)

FedEx Orange Bowl

January 5 • Miami, Fla.
7 p.m. (CT) • FOX
Land Shark Stadium
Georgia Tech (11-2) vs. Iowa (10-2)

GMAC Bowl

January 6 • Mobile, Ala.
6 p.m. (CT) • ESPN
Ladd-Peebles Stadium
Central Michigan (11-2) vs. Troy (9-3)

Citi BCS National Championship

January 7 • Pasadena, Calif.
7 p.m. (CT) • ABC
Rose Bowl
Alabama (13-0) vs. Texas (13-0)



