



JAN.

2
2017



VS



55 CARL LAWSON 38 DANIEL CARLSON 1 MONTRAVIUS ADAMS




EVER TO
CONQUER

AUBURN VS OKLAHOMA NEW ORLEANS, LA

2016 SENIOR CLASS

JACK

BJORK




47

WR

A card for Jack Bjork, a wide receiver. The card features a vertical name label 'BJORK' on the left, a photo of him in a blue Auburn jersey with number 47, and a circular number '47' and position 'WR' at the bottom.

XAVIER

DAMPEER




52

OL

A card for Xavier Dampier, an offensive lineman. The card features a vertical name label 'DAMPEER' on the left, a photo of him in a blue Auburn jersey with number 52, and a circular number '52' and position 'OL' at the bottom.

MARCUS

DAVIS



80

WR

A card for Marcus Davis, a wide receiver. The card features a vertical name label 'DAVIS' on the left, a photo of him in a blue Auburn jersey with number 80, and a circular number '80' and position 'WR' at the bottom.

T.J.

DAVIS




13

DB

A card for T.J. Davis, a defensive back. The card features a vertical name label 'DAVIS' on the left, a photo of him in a blue Auburn jersey with number 13, and a circular number '13' and position 'DB' at the bottom.

AUSTIN

DUPPER




25

DB

A card for Austin Dupper, a defensive back. The card features a vertical name label 'DUPPER' on the left, a photo of him in a blue Auburn jersey with number 25, and a circular number '25' and position 'DB' at the bottom.

JOHNATHAN

FORD




23

DB

A card for Johnathan Ford, a defensive back. The card features a vertical name label 'FORD' on the left, a photo of him in a blue Auburn jersey with number 23, and a circular number '23' and position 'DB' at the bottom.

GREG

HALL JR




41

LB

A card for Greg Hall Jr, a linebacker. The card features a vertical name label 'HALL JR' on the left, a photo of him in a blue Auburn jersey with number 41, and a circular number '41' and position 'LB' at the bottom.

JOSHUA

HOLSEY



15

DB

A card for Joshua Holsey, a defensive back. The card features a vertical name label 'HOLSEY' on the left, a photo of him in a blue Auburn jersey with number 15, and a circular number '15' and position 'DB' at the bottom.

JEREMY

JOHNSON



6

QB

A card for Jeremy Johnson, a quarterback. The card features a vertical name label 'JOHNSON' on the left, a photo of him in a blue Auburn jersey with number 6, and a circular number '6' and position 'QB' at the bottom.

Table of Contents

AUBURN ALLSTATE SUGAR BOWL MEDIA GUIDE

Table of Contents, Quick Facts.....	1
Noting the Tigers	2-14
Noting the Tigers	2-9
Auburn-Oklahoma Series History.....	10
Career and Single-Season Record Updates	11-14
2016 Tigers	15-64
Numerical/Alphabetical Roster.....	15-16
Depth Chart	17
Pronunciation Guide	17
Bios.....	18-64
Coaching Staff	65-69
Gus Malzahn.....	65-66
Football Staff.....	67
Support Staff	68
Administration	69
2016 Season in Review	70-88
2016 Game Reviews	70-75
2016 Final Statistics.....	76-78
2016 Scoring Summaries.....	79
2016 Miscellaneous Statistics.....	79
2016 Team Game-By-Game Statistics/Starting Lineups	80
2016 Individual Game-By-Game Statistics	81-82
2016 Superlatives.....	83
2016 Plays of 20+ Yards	84
Last Time.....	85-88
Auburn Bowl History	89-112
Auburn Bowl History.....	89
Auburn Bowl Records	90-92
Auburn Bowl Recaps	93-112



2016 QUICK FACTS

General Information

Location	Auburn, Ala.
Founded	1856
Enrollment	25,469
President	Dr. Jay Gogue
Athletic Director	Jay Jacobs
Faculty Representative	Dr. Mary Boudreaux
Nickname	Tigers
Colors	Burnt Orange and Navy Blue (PMS 158 and 289)
Stadium	Jordan-Hare Stadium (87,451)
Playing Surface	Natural Grass
Conference	Southeastern (Western Division)
First Year of Football	1892
All-Time Record	749-431-47 (124th)

Football Staff

Head Coach	Gus Malzahn
Assoc. Head Coach/Defensive Line	Rodney Garner
Defensive Coordinator	Kevin Steele
Offensive Coordinator/QBs	Rhett Lashlee
Co-Offensive Coordinator/WRs	Kodi Burns
Running Backs	Tim Horton
Tight Ends/Special Teams	Scott Fountain
Offensive Line	Herb Hand
Secondary	Wesley McGriff
Linebackers	Travis Williams

2016 RESULTS

8-4 Overall • 6-2 Home • 2-2 Away • 0-0 Neutral • 5-3 SEC

Sept. 3	#2 CLEMSON (ESPN)	L, 19-13
Sept. 10	ARKANSAS STATE (SECN).....	W, 51-14
Sept. 17	#17 TEXAS A&M* (ESPN).....	L, 29-16
Sept. 24	#18 LSU* (ESPN)	W, 18-13
Oct. 1	ULM (SECNA)	W, 58-7
Oct. 8	at Mississippi State* (SECN)	W, 38-14
Oct. 22	#17 ARKANSAS* (ESPN)	W, 56-3
Oct. 29	at Ole Miss* (SECN).....	W, 40-29
Nov. 5	VANDERBILT* (ESPN).....	W, 23-16
Nov. 12	at Georgia* (CBS).....	L, 13-7
Nov. 19	ALABAMA A&M (SECNA)	W, 55-0
Nov. 26	at #1 Alabama* (CBS).....	L, 30-12
Jan. 2	vs. #7 Oklahoma (ESPN)	7:30 p.m. CT

*SEC game

AUBURN 2017 SUGAR BOWL MEDIA GUIDE

Credits

The Auburn 2017 Sugar Bowl media guide is published by the Auburn Athletic Communications Office, a division of the Auburn Athletic Department.

The guide was edited and produced by Kirk Sampson, Shelly Poe, Taylor Bryan and Dan Froehlich with assistance from Scott Scroggins and Wes Costello. Photography was provided by Wade Rackley and Hillarie Deen.

Cover artwork was provided by Bekah Bennett.

The guide was printed by Craftmaster Printers, Auburn, Ala.

Auburn University is an equal opportunity educational institution/employer.

Bowl Notes

83RD ALLSTATE SUGAR BOWL

Auburn (8-4, 5-3 SEC)

vs.

Oklahoma (10-2, 9-0 Big XII)

Monday, Jan. 2, 2017 • 7:30 p.m. CT
Mercedes-Benz Superdome (72,500)
New Orleans, La.

Quick Facts

COACHES

Gus Malzahn (Henderson State, 1990)
Auburn Record..... 35-17 (4th year)
vs. Oklahoma Never met
Overall Record 44-20 (5th year)
vs. Oklahoma Never met

Bob Stoops (Iowa, 1983)
Oklahoma Record..... 188-48 (18th year)
vs. Auburn Never met
Overall..... 188-48 (18th year)
vs. Auburn Never met

SERIES HISTORY

Oklahoma leads 1-0
at Norman Never met
at Auburn Never met
Last Meeting Oklahoma 40, Auburn 22
..... [Sugar] New Orleans, La. (1/1/1972)
Current Streak OU, W1
First meeting 1972 (OU, 40-22)
Most AU points 22 (in 1972)
Most OU points 40 (in 1972)

RANKINGS

Auburn 14 CFP/17 AP/17 USAT
Oklahoma 7 CFP/7 AP/7 USAT

TV: ESPN

Play-by-Play Brent Musburger
Analyst Jesse Palmer
Sideline Reporter Kaylee Hartung
Online: WatchESPN.com

RADIO: AUBURN SPORTS NETWORK

Play by Play Rod Bramblett
Analyst Stan White
Sideline Ronnie Brown
Locker Room Andy Burcham
Studio Host Paul Ellen
Local 93.9 WTGZ FM
Online: AuburnTigers.com | Tunein.com

NATIONAL RADIO: ESPN

Play by Play Bill Rosinski
Analyst David Norrie
Sideline Ian Fitzsimmons
Satellite SiriusXM 80

SOCIAL: #WarEagle

Official Twitter @FootballAU

AUBURN VS. OKLAHOMA IN THE ALLSTATE SUGAR BOWL

» Auburn will face No. 7 Oklahoma Monday, January 2, 2017, in the Allstate Sugar Bowl in New Orleans, La., in a 7:30 p.m. CT contest played at the Mercedes-Benz Superdome.

» Auburn and Oklahoma have met on the field on only one other occasion, the 1972 Sugar Bowl. That game was a 40-22 victory for the Sooners over an Auburn team led by 1971 Heisman Trophy winning quarterback Pat Sullivan.

» This is Auburn's 41st all-time bowl appearance and the 15th in the last 17 seasons. Auburn has a 23-15-2 record in bowl games. The Tigers' first bowl game was a 7-7 tie with Villanova in the Bacardi Bowl in Havana, Cuba, following the 1936 season.

The Tigers will be making the sixth Sugar Bowl trip in program history and the first since the undefeated 2004 season. Other appearances for Auburn in the prestigious event came in 1971, 1984, 1988 and 1989. Auburn is 2-2-1 in those games.

The Allstate Sugar Bowl matchup with Oklahoma will be the third New Year's Day bowl game in four seasons under Malzahn, a first for Auburn since reaching three straight from 2004-06.

» Auburn's matchup with Oklahoma will be its third meeting with a top 10 team this season and the third meeting with a Power 5 conference champion (Alabama, Clemson, OU). The Tigers have faced top 10 teams 11 times under Malzahn posting a 4-7 record. Auburn has faced three or more top 10 teams in a season three times under Malzahn (2013-14, 2016).

» Under Malzahn, Auburn has played five games at neutral sites including two games in a dome (Georgia Dome). The Tigers are 2-0 in those dome games and 3-2 at neutral sites, including a 1-2 bowl record.

» Auburn's all-time record versus teams currently in the Big XII is 14-10-1, with contests against Baylor, Kansas, Kansas State, Oklahoma, Texas, TCU, Texas Tech and West Virginia. The Tigers most recently faced a Big XII opponent in a 20-14 win at Kansas State in 2014.

KICKOFF COVERAGE

» Auburn is one of 17 schools nationally to play in at least 14 bowl games since 2001. The Tigers have made 41 bowl appearances in program history - 16th most among all Division I programs.

» The Tigers are the team in the country to play the #1 and #2 team ranked teams in 2016 and one of three teams to play two teams in College Football Playoff (Auburn, Rutgers, USC).

» The Sugar Bowl matchup versus Oklahoma will be Auburn's third game of the season versus a Top 10 opponent and third against a Power 5 conference champion (Alabama, Clemson, Oklahoma).

» The Tiger defense is ranked in the top 20 nationally in red zone defense (4th, .711), scoring defense (5th, 15.6), passing efficiency defense (16th, 112.78), third down conversion defense (18th, .340), and total defense (20th, 348.4). The only Power 5 programs to rank in the top 20 nationally in those five categories are Auburn, Colorado, Ohio State, Michigan, and Washington.

» Auburn held 10 of its opponents to fewer than 20 points and allowed only 18 touchdowns for the season, the third lowest total in the country.

» Sophomore RB Kamryn Pettway's led the SEC in rushing averaging 124.8 yards per game, including an average of 138.7 in SEC games only, the fifth-best best total in conference play in the last 17 years. A total of 86.4% of Pettway's rushing yards (971-of-1123) came in conference play, the fourth best percentage in the country.

» Pettway became the first Auburn runner with four straight games of 150 or more yards since Bo Jackson in 1985. He averaged 166.2 yards per game in Auburn's six-game winning streak. The Tigers are 5-0 in 2016 when the sophomore rushes for 150+ yards.

» Auburn's offense is first in the SEC and sixth nationally in rushing offense, averaging 278.5 yards per game. Gus Malzahn's Auburn offenses have led the SEC in rushing twice (2010, '13) and been in the top 20 nationally five of seven years. The Tigers' final regular season total is second among non-triple option offenses and tops in the Power 5 conferences.

Bowl Notes

» Malzahn offenses at Auburn now own four of top five spots in program history for rushing and needs just 78 yards for the top five total offense seasons in program history.

» The Tigers averaged 548 yards total offense in their eight wins this season.

» All-American and Lou Groza Award finalist Daniel Carlson leads the SEC and ranks fourth in SEC history with 26 field goals made in 2016.

» Auburn ranks fourth nationally in red zone defense (.711) and 20th in total defense (348.4 ypg), up from 71st in 2015.

» All-Americans Carl Lawson and Montravius Adams have each started the last 18 games and in that stretch, the Auburn the defense is allowing just 137.4 rushing ypg. The Tigers finished the 2016 regular season ranked 21st nationally allowing just 124.83 rushing ypg.

» Auburn held eight consecutive opponents without a rushing touchdown prior to the Alabama game.

RANKINGS

» The Allstate Sugar Bowl will be the 16th matchup of AP-ranked teams for Auburn during Gus Malzahn's tenure. The Tigers are 8-7 in those meetings between ranked teams, including a 4-0 mark in Jordan-Hare Stadium.

» Auburn's record as a ranked team all-time is 304-107-6. Ranked Auburn teams at home are 169-30-2; away from Auburn, ranked Tiger squads are 135-77-4 all-time.

» Auburn is 105-152-6 all-time facing ranked opponents. The Tigers are 47-40-2 at home against ranked teams, 27-65-2 on the road and 31-47-2 vs. ranked teams on a neutral field.

» When a ranked Auburn team faces a ranked opponent, the Tigers' all-time record is 73-66-4 (30-12-1 at home, 21-35-1 away and 22-19-2 on a neutral field).

» Gus Malzahn has coached 44.2% of his games (23-52) against teams ranked in the AP poll, the highest percentage in Auburn history. The top five:

- 44.2 Gus Malzahn (23-52)
- 38.4 Gene Chizik (20-52)
- 35.2 Tommy Tuberville (44-125)
- 33.8 Pat Dye (47-139)
- 29.1 Shug Jordan (77-265)

» The Tigers are 83-124-5 all-time when facing ranked SEC opponents (37-31-2 at

home, 27-59-2 away, 19-34-1 neutral). Ranked Auburn teams vs. ranked SEC teams are 53-46-3 overall (24-8-1 at home, 18-29-1 at the opponent's home field and 11-9-1 on a neutral field).

ON THE RUN

» Auburn (278.5 ypg) is one of six teams nationally (New Mexico, Army, Navy, Air Force, South Florida) averaging more than 275 rushing yds/game.

» Auburn has produced a 100-yard rusher in 37 of 52 games under head coach Gus Malzahn. Ten different Tigers have rushed for 100 yards in a game under Malzahn (47 100-yard rushing performances).

Auburn's record with a 100-yard rusher during the Malzahn era is 29-8; with two 100-yard rushers in the same game, it's 10-0.

» **The Tigers' 543 rushing yards vs. Arkansas, the second best in the nation this season**, set an SEC record for any regular-season game between SEC opponents (previous: Arkansas vs. South Carolina in 2007, 542 yards). The previous Auburn regular-season SEC rushing best was 444 at Tennessee (2013).

Auburn's 543 rushing yards, third-best in school history, were the seventh-best single-game performance in SEC history. **The Tigers now own three of the top seven single-game rushing totals in SEC annals.**

Auburn's 462 rushing yards vs. Arkansas State ranked sixth in school history, and 451 rushing yards against Alabama A&M ranked seventh in Auburn records.

The 2016 team ranks fourth on Auburn's single-season rushing list with 3,342 yards.

» Auburn has rushed for 32 TDs this season and allowed only five scores on the ground. The +27 rushing TD differential is fifth nationally behind Michigan (+37), Navy (+35), Louisville (+31) and Ohio State (+28).

» Auburn is tied for 13th nationally with 32 rushing touchdowns. The Tigers have averaged 36 rushing TD per season under Malzahn.

» Kamryn Pettway is the 27th 1,000-yard rusher in Auburn history. His 1,123 yards to date are the 10th 1,000-yard season posted by an Auburn player since 2009.

Pettway's 6.07 yards-per-carry average is the best mark for an Auburn 1,000-yard rusher

AUBURN			
TEAM STATISTICS	AU	OPP	
Points/Game	32.2	15.6	
First Downs	264	222	
Rushing/Game	278.5	124.8	
Passing/Game	170.8	223.6	
Total Offense/Game	449.2	348.4	
Time of Possession	29:12	30:37	

INDIVIDUAL LEADERS				
RUSHING	Att	Net	Avg.	TD
Pettway	185	1123	6.1	7
K. Johnson	173	862	5.0	11

PASSING				
C-A-I	Pct.	LG	TD	
White	129-198-3	65.2	1644	9

RECEIVING				
Rec.	Yds.	Avg.	TD	
Stevens	29	466	16.1	3
R. Davis	25	194	7.8	1
Stove	19	185	9.7	0

DEFENSE					
U-A-TT	TFL	INT	PBU		
Matthews	42-31-73	1.0	1	3	
T. Williams	34-29-63	3.5	0	2	
Ford	38-21-59	5.5	0	7	

OKLAHOMA			
TEAM STATISTICS	OU	OPP	
Points/Game	44.7	39.7	
First Downs	301	254	
Rushing/Game	237.5	160.8	
Passing/Game	318.8	279.0	
Total Offense/Game	557.3	439.3	
Time of Possession	32:11	27:49	

INDIVIDUAL LEADERS				
RUSHING	Att	Net	Avg.	TD
Mixon	168	1183	7.0	8
Perine	179	974	5.4	11

PASSING				
C-A-I	Pct.	LG	TD	
Mayfield	235-330-8	71.2	3669	38

RECEIVING				
Rec.	Yds.	Avg.	TD	
Westbrook	74	1465	19.8	16
Mixon	32	449	14.0	5
Lewis	30	348	11.6	2

DEFENSE					
U-A-TT	TFL	INT	PBU		
Evans	49-40-89	9.0	4	7	
Beal	44-32-76	3.0	0	1	
Okoronkwo	47-20-67	10.5	0	3	

since Brent Fullwood's mark of 8.33 yds/carry in 1986. Pettway's average ranks sixth all-time among Auburn's 1,000-yard rushers.

» Pettway is the top rusher in the SEC (124.8 ypg) with 1,123 yards and seven TD. He has six 100-yard performances in nine games:

- 236 Ole Miss
- 192 Arkansas
- 173 Vanderbilt
- 169 Mississippi State
- 152 Arkansas State
- 123 Texas A&M

» In a four-game span against Mississippi State, Arkansas, Ole Miss and Vanderbilt, Pettway rushed for 770 yards and six TD (192.5 ypg), the most yards by an Auburn player over a four-game span since Tre Mason rushed for 778 yards in the last four games of 2013.

He is the first Auburn running back to record 150+ yards in four straight regular season games since Bo Jackson in 1985.

» With a career-high 236 yards at Ole Miss, Pettway was the 19th player in Auburn history to rush for more than 200 yards; it was the 10th best rushing total in Auburn history.

» Pettway averaged an SEC-best 138.7 ypg against SEC opponents with five 100-yard games and seven touchdowns.

» Pettway has rushed 105 times on first down for 627 yards and five TD, an average of 5.97 yards per first-down carry. He's rushed the ball 18 times on third down and picked up a first down 14 times, and also picked up a first down on his only fourth-down carry.

Bowl Notes

AUBURN BY THE NUMBERS

Category	2016	Under Malzahn
Record	8-4	35-17
SEC	5-3	18-14
West	4-2	13-11
East	1-1	5-3
Non-Conf	3-1	16-3
Home	6-2	23-7
Away	2-2	9-8
Neutral	0-0	3-2
Day	3-2	16-10
Night	5-2	19-7
TV Games	8-4	34-17
ABC	0-0	0-0
CBS	0-2	5-7
ESPN	4-2	10-7
ESPN2	0-0	3-2
ESPNU	0-0	3-0
FSN	0-0	2-0
SEC Network	4-0	11-1
Scoring first	6-4	26-6
Opp scoring first	2-0	9-11
Leading at half	6-1	26-5
Trailing at half	2-3	6-11
Tied at half	0-0	3-1
Leading after 3Q	6-0	29-2
Trailing after 3Q	2-3	4-13
Tied after 3Q	0-1	2-2
Overtime Games	0-0	1-2
Scoring <20 pts	1-4	1-9
Scoring 20+ pts	7-0	34-8
Scoring 30+ pts	6-0	28-5
Scoring 40+ pts	5-0	17-2
Allowing <20 pts	7-2	18-3
Allowing 20+ pts	1-2	17-14
Allowing 30+ pts	0-1	6-10
Rushing for <100 yds	0-2	0-3
Rushing for 100+ yds	8-2	35-14
Rushing for 200+ yds	7-1	29-8
Rushing for 300+ yds	5-0	16-1
Passing for 200+ yds	5-0	17-8
Passing for 300+ yds	0-0	1-1
Totalling <300 yds	0-3	0-7
Totalling 300+ yds	8-1	35-10
Totalling 400+ yds	6-0	25-8
Totalling 500+ yds	5-0	14-2
Allowing <100 yds	0-0	0-0
Allowing <300 yds	4-0	10-1
Allowing 300+ yds	4-4	25-16
Having 100-yd rusher	7-1	29-8
Having 2 100-yd rushers	2-0	10-0
Having 100-yd receiver	1-0	10-3
Opp 100-yd rusher	1-3	10-11
Opp 100-yd receiver	0-2	10-7
No turnovers	2-0	9-2
<3 turnovers	8-3	31-11
3+ turnovers	0-1	4-6
No takeaways	1-1	4-5
<3 takeaways	7-4	26-14
3+ takeaways	1-0	9-3
Win turnover battle	5-1	19-5
Lost turnover battle	1-2	9-8
Turnovers even	2-1	7-4
30:00+ possession	6-1	17-6
<30:00 possession	2-3	18-11

» At Mississippi State, Pettway rushed for 169 yards on 39 carries, the fifth-most carries in Auburn history.

He had 125 yards on 27 carries at halftime, the most carries in a half ever by an Auburn player who gained 100 yards in the first half, and according to ESPN, the second-most carries in a first half in college football in the last 10 years.

Pettway scored three rushing TD against Mississippi State, his first multiple-TD game; he scored twice vs. Arkansas and Ole Miss.

» Sophomore Kerryon Johnson's 173 rushes, 862 yards and 11 touchdowns this season, all eclipsed his 2015 totals. He scored in four straight games between the Birmingham Bowl and Texas A&M - the first since Cameron Artis-Payne did it in five straight in 2014.

Johnson had 124 yards against Arkansas State, 146 against ULM and 108 against Alabama A&M. He has 1,070 career rushing and 2,008 all-purpose yards. His 11 scores this season rank among the Auburn all-time top 20.

» Auburn has had 30 rushes of 20 or more yards this season. Auburn ranks sixth nationally with 104 rushes of 10+ yards, and seventh with four rushes of 60+ yards.

» John Franklin III's 80-yard TD run against ULM was Auburn's longest play of the season, the ninth-longest run in Auburn history and the second-longest ever by an Auburn QB (Phil Gargis 82 yds vs. Florida State, 1976). It was the longest run by an SEC QB this season. Franklin is averaging 10.1 yards per carry on 41 carries.

» True freshman Kam Martin totalled 176 yards rushing in the second half against Alabama A&M, with two scores. That's the second-highest second-half rushing total in Auburn records (189, Stephen Davis vs. Arkansas, 1994), the most yards by an Auburn freshman since 2010 and the fifth-best by an Auburn freshman ever.

» True freshman Eli Stove, making his first start vs. Arkansas, had a 78-yard touchdown run on Auburn's first offensive play of the game, the fourth carry of his career. He finished with 91 yards. Stove's TD run was the 16th-longest in Auburn history and third-longest by a freshman.

» With rushing TD of 31 and 20 yards and a 45-yard TD reception against Arkansas, Stanton Truitt was the first Auburn player since Mario Fannin (2008 vs. Georgia) to score a rushing and receiving TD in an SEC game.

» Only two schools have at least one 1,000-yard rusher per season from 2009-16: Auburn

(8) and Boise State (8). Auburn's 1,000-yard rushers during that span: Ben Tate (2009), Cam Newton (2010), Michael Dyer (2010 and 2011), Tre Mason (2012 and 2013), Nick Marshall (2013), Cameron Artis-Payne (2014), Peyton Barber (2015), Kamryn Pettway (2016).

TOTAL OFFENSE

» Auburn posted more than 575 yards total offense in four of eight home games (706 vs. Arkansas State, 688 ULM, 632 Arkansas, 598 Alabama A&M).

» Auburn scored 215 points from the ULM to Vanderbilt games (43.0 ppg), the most points over a five-game span since the Tigers scored 228 points over the last three games of 2013 and the first two games of 2014.

» Auburn has 17 scoring plays on offense of 20 yards or more in 2016. The Tigers finished 2015 (13 games) with just seven.

» Auburn has outscored opponents 221-98 in the first half and 166-88 in the second half.

» Auburn's 706 yards of total offense against Arkansas State were the second-most in school history (record: 712 vs. Western Carolina, 2013).

Auburn's 452 yards of offense in the first half were the most for the Tigers in a first half since 484 in 2010 vs. Chattanooga. It was the third 400+ yard first half under Malzahn (2013 vs. Florida Atlantic & Western Carolina).

Auburn is one of only 12 FBS teams to post a 700-yard total offense game in 2016.

QB SEAN WHITE

» In his last nine games, sophomore Sean White is 119-177 (67.2%) for 1,504 yards, 9 TD/2 INT. That's an average of 167.1/gm with a 153.13 efficiency rating.

» In SEC games this season, White is 88-137 (64.2%) for 1,021 yards; his QB efficiency rating in those games is 133.55.

» White has 26 completions of 20+ yards this season, compared to 13 last year. He is second in the SEC and ranks 16th nationally in completion percentage (.652). His passing efficiency rating is 146.9.

» Going 17-23 with three TD passes for 244 passing and 304 total yards vs. Arkansas State, White was the first Auburn QB to complete at least 70% of his passes with at least three passing TDs and 300 yards total offense since Cam Newton vs. Chattanooga in 2010.

» In the first half of games this season, White is 70-96 (72.9%) passing for 901 yards,

Bowl Notes

with five TD vs. one INT for a 166.86 QB rating.

» White is 212-341 passing (.622) in 17 career games (with 15 starts), throwing for 2,810 yards with 10 TD against seven career interceptions. He's 9-6 as a starter, and has passed for 200+ yards in eight of those starts.

UNDERCLASS EXPLOSION

» Auburn's freshmen and sophomore skill position players have combined for 4,532 of the Tigers' 5,391 yards of total offense (84.1%).

» This season, 42 of the Tigers' 62 explosive plays (plays of 20+ yards) on offense have been credited to freshmen or sophomores.

THE RECEIVING CORPS

» Senior Tony Stevens has 29 receptions for 466 yards on the year with three scores, surpassing his previous season high (14 in 2015). A team-high 22 of Stevens' 29 receptions on the season have gone for a first down or TD.

Stevens had the first two-score game of his career vs. Arkansas State, and notched his first 100-yard receiving game with 109 yards on four catches vs. ULM.

» True freshman Kyle Davis' first two catches went for 40+ yards: a 43-yard reception vs. Clemson and a 42-yard one-hander vs. Arkansas State. The first Auburn freshman with a 40-yard reception since 2002, he added a 48-yard TD against ULM and has 11 catches for 235 yards (21.4 avg.) for the season.

» Sophomore Ryan Davis has five catches in three games this season: for 36 yards vs. Texas A&M, for 31 yards vs. LSU; and a career-best 56 yards against ULM. He added his first career TD against Mississippi State. He has 25 catches for 194 yards for the season.

» Eight different targets have accounted for Auburn's 11 receiving touchdowns, the latest being Darius Slayton with a 21-yard scoring catch against Vanderbilt. Slayton has 14 receptions for 236 yards (16.9 avg.) this season.

FIRST DOWNS

» Auburn averaged 22.0 first downs per game this season, including 36 vs. ULM, 32 vs. Arkansas State, 27 vs. Alabama A&M and 26 vs. Texas A&M, Arkansas and Ole Miss.

» Auburn's 263 first downs are the sixth-most in a season in Auburn records.

» The Tigers have gained 25+ first downs in six games this season. Auburn had 20+ first downs in seven games this season.

» Under Gus Malzahn, the Tigers have gained 20 or more first downs in 38-52 games, with 22 games with 25+ first downs and averaged 22.4 first downs per game.

DEFENSIVE DOMINATION

» Auburn held eight consecutive opponents without a rushing TD before the Alabama game. That was the longest streak without a rushing score since 2003-04 (8) and the longest streak within one season since 1957.

Auburn has allowed only five rushing TD in 2016, tied for second nationally with Ohio State. Those five rushing scores allowed through 12 games are the fewest since 2004.

» Auburn ranks fifth nationally in scoring defense, allowing just 15.6 ppg, the lowest average at Auburn since 2006 (13.9 ppg).

Auburn has allowed multiple TD in a game only five times this season (Arkansas State, Texas A&M, Mississippi State, Ole Miss, Alabama).

The 18 TD allowed (5 rush, 12 pass, 1 INT) by Auburn are the fewest allowed through 12 games since 2004 (17).

» Auburn has held all of its opponents below their season scoring average for the first time since 2005.

» The Auburn defense has held opponents to 98 first-half points, while the Tigers have scored 197 points in the first half.

» Ten of Auburn's 12 opponents were held to 20 points or fewer this season. Auburn has allowed 187 points this season, the fewest points the Tigers have allowed in the first 12 games of a season since 2006 (167).

» The Auburn defense ranks 20th nationally in total defense at 348.4 yards per game, the best average since 2008 (317.8).

The Tigers have held eight opponents this season to 300 yards or fewer.

Auburn held Alabama A&M to 130 total yards, the 11th time under Malzahn Auburn has held an opponent to less than 300 yards.

Auburn held three consecutive opponents (ULM, Mississippi State and Arkansas) to less than 300 yards total offense for the first time since 2007-08, and for the first time in a season since 2004.

» The Auburn defense ranks second in the SEC on third down, allowing an opponent success rate of just 34.0 percent.

» Auburn is holding its opponents to just 12-42 (.286) on third down in the third quarter and 27-88 (.307) in the second half.

AUBURN'S BOWL MVPS

BCS National Championship Game

2010 Michael Dyer (offense)
Nick Fairley (defense)

Citrus Bowl/Capital One Bowl MVP

1982 Randy Campbell (*Tangerine Bowl*)
1987 Aundray Bruce
2001 Ben Leard (offense)
Javor Mills (defense)
2003 Ronnie Brown (MVP)
Dontarrious Thomas (defense)

Cotton Bowl MVP

1986 Bo Jackson
2007 Courtney Taylor (offense)
Will Herring (defense)

Gator Bowl MVP

1954 Vince Dooley
1954 Joe Childress
1955 Joe Childress
1971 Pat Sullivan
1972 Wade Whately
1974 Phil Gargis

Independence Bowl MVP

1996 Dameyune Craig (offense)
Ricky Neal (co-defense)
Takeo Spikes (co-defense)

Liberty Bowl MVP

1965 Tom Bryan
1984 Bo Jackson

Music City Bowl MVP

2003 Jason Campbell

Outback Bowl MVP

1990 Reggie Slack
2010 Darwin Adams

Peach Bowl/Chick-fil-A MVP

1990 Stan White (offense)
Darrel Crawford (defense)
1998 Dameyune Craig (offense)
Takeo Spikes (defense)
2007 Pat Sims
2011 Oterio McCalebb (offense)
Chris Davis (defense)

Sugar Bowl MVP

1984 Bo Jackson
2005 Jason Campbell

Sun Bowl MVP

1968 Buddy McClinton (defense)
David Campbell (offense)

Birmingham Bowl

2015 Jovon Robinson

Bowl Notes

CAREER STATS IN BOWL GAMES

PASSING

Player	Comp-Att-Int	TD	Yds
Sean White	8-13-2	0	102
Jeremy Johnson	1-1-0	1	11
Jason Smith	0-1-1	0	0
Kevin Phillips	1-1-0	0	37

RUSHING

Player	No	Yds	Avg./C	TD
Jeremy Johnson	3	26	8.7	1
Kerryon Johnson	6	24	4.0	1
Jason Smith	1	6	6.0	0
Sean White	1	0	0.0	0

RECEIVING

Player	No	Yds	Avg./C	TD
Marcus Davis	5	54	10.8	0
Tony Stevens	2	25	12.5	0
Kerryon Johnson	1	37	37.0	0
Jason Smith	1	11	11.0	1

DEFENSIVE

Player	UA+A	Tot	Misc.
Johnathan Ford	7+7	14	1.5 TFL
Carlton Davis	6+5	11	0.5 Sacks,
Tre' Williams	3+4	7	---
Montravius Adams	3+3	6	0.5 sacks
Dontavius Russell	3+0	3	---
Carl Lawson	1+2	3	0.5 TFL
Devaroe Lawrence	2+0	2	---
Stephen Roberts	1+1	2	---
Tray Matthews	1+1	2	INT
Nick Ruffin	1+0	1	PBU
Jeff Holland	1+0	1	1.0 Sack
Byron Cowart	0+0	0	1 QBH

PUNT RETURNS

Player	No.	Yds.	Avg.	TD
Marcus Davis	6	94	15.6	0

KICK RETURNS

Player	No.	Yds.	Avg.	TD
Johnathan Ford	1	27	27.0	0

PUNTING

Player	No.	Yds.	Avg/Punt	Long
Daniel Carlson	4	183	45.8	55
Kevin Phillips	3	119	39.7	50

KICKING

Player	PAT	FGA-M	Long	Pts
Daniel Carlson	8-8	2-4	51	14

» The Auburn defense ranks 3rd nationally in red zone touchdowns allowed, giving up a TD on opponent red zone trips just 34.21 % of the time. The Tigers are 4th nationally in overall red zone defense at 71.1 %.

» Auburn has allowed only 12 passing scores in 2016, which ranks 14th nationally.

» Auburn's 18 touchdowns allowed ranks third nationally, behind Alabama and LSU, and tied with Ohio State and Michigan.

FOR NO GAIN

» The Tigers have 81 TFL on the season, led by Carl Lawson with 12.5, Montravius Adams with 8.5, Deshaun Davis with 7.0 and Marlon Davidson and Javaris Davis each with 6.0. Eleven of those TFL came in the win over Arkansas, the most since 2013.

Against Arkansas State, Texas A&M, ULM, Arkansas and Alabama A&M, the Auburn defense did not allow a point on drives that included TFL.

» Auburn has 25 team sacks, surpassing its 2015 season total (19). Lawson leads Auburn with 9.0 sacks (19th best nationally). Sixteen of Auburn's 25 sacks came during the six-game win streak.

Nine different players have combined to record those 25 sacks. Last season, Auburn finished with 19 sacks from 13 players.

» Deshaun Davis' four TFL vs. Alabama were the most for an Auburn player since 2009 and tied for the second-most by an individual since 1996.

THE LAWSON IMPACT

» FWAA All-America defensive end Carl Lawson had 10.5 tackles for loss (-37 yards) and 5.0 sacks (-25 yards) in 21 career games before the 2016 campaign.

In 2016 alone, Lawson has recorded 12.5 TFL (-75 yards) and 9.0 sacks (-62 yards), leading Auburn in both categories.

» A Rotary Lombardi Award semifinalist, Lawson needs just 0.5 sack to enter the Auburn single season top 10 and just 2.0 sacks to join the career top 10 in that stat.

» Going back to 1997, Lawson's 9.0 sacks through 12 games are the most by any Auburn player, and more than the year-end leader had in 13 of those 19 seasons.

He recorded 7.5 of those sacks during Auburn's six-game win streak, and 18 of his 23 QB hurries this season during those six games.

Lawson is 22nd in the nation in sacks, and the -62 yards on those sacks are 26th-best

nationally.

» At Mississippi State, Lawson recorded two sacks (his third career multiple-sack game) and a forced fumble, earning SEC defensive lineman of the week honors.

TOP TACKLERS

» Five current players have totaled more than 100 career tackles each at Auburn: Johnathan "Rudy" Ford (275), Montravius Adams (145), Tre' Williams (134), Tray Matthews (118) and Joshua Holsey (113). Ford has led the team in tackles 10 times in his career.

» Ford is third among tacklers at Auburn since 2004 (when press box defensive stats were first official); next up is Neiko Thorpe (279, 2008-11).

» Eight current players have at least one career double-figure tackle game at Auburn:
Johnathan Ford (9)
Tre' Williams, Deshaun Davis (2)
Carlton Davis, Joshua Holsey,
Tray Matthews, Nick Ruffin,
Darrell Williams(1)

» Safety Tray Matthews was Auburn's top tackler with nine stops vs. LSU, with 11 at Ole Miss and with eight at Georgia.

Linebackers Deshaun Davis and Tre' Williams led the team in tackles against Texas A&M with six each.

Tre' Williams was Auburn's leading tackler against ULM with nine stops, with eight at Mississippi State, and with seven tackles against Arkansas.

Safety Nick Ruffin was the leading tackler in the season opener against Clemson with a career-best 10 tackles.

Linebacker Darrell Williams led Auburn with a career-best 11 stops against Vanderbilt.

Deshaun Davis and Tre' Williams each posted 10 tackles at Alabama.

» The number of career games current players have led the team in tackles:

Johnathan Ford (12)
Tre' Williams (6)
Tray Matthews (3)
Joshua Holsey, Deshaun Davis (2)
Carlton Davis, Nick Ruffin,
Daniel Thomas, Darrell Williams (1)

DEFENDING THE PASS

» Auburn is third nationally with 67 passes broken up and is fourth nationally with 78 passes defended (behind Colorado, Western Kentucky and San Diego State).

» Joshua Holsey's fourth-quarter interception

Bowl Notes

tion against Vanderbilt was his second pick in as many games, his third interception of the season and fourth of his career.

Holsey's 47-yard return at Ole Miss was the longest by an Auburn player since a 78-yard return by Robenson Therezie vs. Ole Miss in 2013. Holsey also had an interception against Clemson.

Redshirt freshman Javaris Davis recorded interceptions against ULM and Arkansas, and Stephen Roberts had his first career interception at Mississippi State.

Tray Matthews recorded his first interception of the season at Georgia.

Against Alabama A&M, Montravius Adams and Stephen Roberts added their second career picks. Freshman Daniel Thomas had two interceptions at Alabama, the first AU freshman with two picks in a game since T'Sharvan Bell vs. Northwestern in 2009.

Nine members of the current squad have multiple career interceptions.

» The Auburn defense has 60 interceptions in 52 games since the beginning of 2013.

CAREER INT ON CURRENT SQUAD:

- 5: Johnathan Ford
 - 4: Joshua Holsey, Tray Matthews#
 - 3: Carlton Davis, Marshall Taylor%
 - 2: Javaris Davis, Montravius Adams, Stephen Roberts, Daniel Thomas
 - 1: T.J. Neal ^
- #1 at Georgia %3 at Miami (OH) ^ 1 at Illinois

» Joshua Holsey's five PBU vs. Ole Miss were the most for an Auburn player since 2001 when Rashaud Walker had five against LSU.

ON SPECIAL TEAMS

» Auburn is third nationally in punt return yards allowed, with just 17 total yards allowed this season on five returns.

» Kerryon Johnson's average of 25.88 yards per kick return through his first 24 career returns ranks fourth all-time in Auburn records.

» Montravius Adams' block of a ULM field goal attempt was Auburn's first field goal block since Blake Countess against Memphis in last year's Birmingham Bowl.

Adams blocked an Ole Miss PAT attempt, the first blocked PAT by Auburn since Angelo Blackson vs. Alabama in 2014.

Maurice Swain blocked an Alabama A&M field goal attempt.

» Auburn ranks second in the longest current string nationally of games without having a punt blocked, behind Hawai'i (103

games). The Tigers' last blocked punt attempt was vs. Mississippi State in 2009, a string of 102 games.

» Auburn kickers have converted 167 consecutive PAT attempts back to the 2013 Tennessee game, **the fifth longest active streak in the FBS behind Florida State, Michigan, Memphis and Stanford.**

» Auburn did not punt against ULM, the second time this season the Tigers were not forced to punt, along with Arkansas State.

LOU GROZA FINALIST DANIEL CARLSON

» Junior Daniel Carlson tied an Auburn and SEC record with a 6-6 field goal performance against LSU, hitting from 51, 37, 31, 29, 29, and 29 yards, his eighth career game with three or more FG made.

» A Groza Award finalist for the second straight year and a second-team All-American, Carlson is Auburn's all-time leader in field goal percentage (.827, 67-81), a mark that ranks sixth in SEC history.

» Carlson is second in the nation with a 79.4% touchback percentage (54-68) this season. For his career, 153 of 218 kickoffs (70.2%) have been touchbacks.

» Against Arkansas State, Carlson set an Auburn record for most points scored by a kicker (21), making three field goals, six PAT and scoring a 20-yard rushing touchdown on a fake field goal attempt (the first Auburn TD on a fake FG since 2000). Carlson broke the record of 18 points scored in a game he (at Alabama, 2014) shared with Al Del Greco (vs. Kentucky, 1982).

» Carlson has scored 341 points kicking (67-81 FG, 140-140 PAT) during his three-year career, second all-time among Auburn kickers.

Just the ninth Auburn player ever to score more than 100 points in a season, his overall scoring total of 347 points is also second in Auburn history, behind Wes Byrum (363 from 2007-10).

His 127 points scored this season rank second in Auburn single-season scoring.

» With two 53-yard field goals and a 51-yarder this season, Carlson is the Tigers' career leader for FG of 50 yards or longer with eight, surpassing Neil O'Donoghue (five from 1975-76). **His 53-yarders against Clemson and Vanderbilt are the 11th-longest FG in the FBS this season.**

» Carlson has made 140 consecutive PAT kicks, the longest such string in Auburn history

AUBURN IN OVERTIME

Auburn OT Record: 8-6

Home: 6-3

Road: 0-3

Neutral: 2-0

SEC: 1-5

Non-Conference: 7-1

Date	Opponent	Result
11/16/96	GEORGIA(4OT)	L, 56-49
9/25/99	OLE MISS	L, 24-27
11/11/00	GEORGIA	W, 29-26
10/20/01	LOUISIANA TECH	W, 48-41
9/28/02	SYRACUSE (3OT)	W, 37-34
10/19/02	at Florida	L, 30-23
10/22/05	at LSU	L, 20-17
9/8/07	SOUTH FLORIDA	L, 26-23
12/31/07	vs. Clemson*	W, 23-20
1/1/10	vs. Northwestern^	W, 38-35
9/18/10	CLEMSON	W, 27-24
9/15/12	ULM	W, 31-28
9/12/15	JACKSONVILLE ST.	W, 27-20
10/24/15	at Arkansas (4OT)	L, 54-46

All games 1 OT unless noted

Home Games All Caps

* Chick-fil-A Bowl

^ Outback Bowl

Auburn OT Records:

First OT Game in SEC History:

Auburn vs. Georgia, 1996

Most OT Periods: 4, vs. Georgia, 1996

4, at Arkansas, 2015

Most OT Points Scored: 22 at Arkansas, 2015

Most Rushing Yards:

52, Peyton Barber at Arkansas, 2015

Most Passing Yards:

45, Dameyune Craig vs. Georgia, 1996

Most Receiving Yards:

23, Karsten Bailey vs. Georgia, 1996

Bowl Notes

AUBURN IN THE NFL

Name	Pos.	Team
Cameron Artis-Payne	RB	Carolina Panthers
Peyton Barber	RB	Tampa Bay Buccaneers
Daren Bates	LB	Oakland Raiders
Angelo Blackson	DL	Tennessee Titans
Quan Bray	WR	Indianapolis Colts
Josh Bynes	LB	Detroit Lions
Sammie Coates	WR	Pittsburgh Steelers
Shon Coleman	OL	Cleveland Browns
Blake Countess	DB	Los Angeles Rams
Karlos Dansby	LB	Cincinnati Bengals
Chris Davis	DB	San Francisco 49ers
King Dunlap	OL	San Diego Chargers
Nick Fairley	DT	New Orleans Saints
Dee Ford	DE	Kansas City Chiefs
Corey Grant	RB	Jacksonville Jaguars
Josh Harris	LS	Atlanta Falcons
Jonathan Jones	DB	New England Patriots
Brandon King	DB	New England Patriots
DaVonte Lambert	DL	Tampa Bay Buccaneers
Chris Landrum	OLB	San Diego Chargers
Corey Lemonier	LB	Cleveland Browns
Ricardo Louis	WR	Cleveland Browns
Sen'Derrick Marks	DT	Jacksonville Jaguars
Nick Marshall	DB	New York Jets
Tre Mason	RB	Los Angeles Rams
Cam Newton	QB	Carolina Panthers
Cody Parkey	K	Cleveland Browns
Jerraud Powers	DB	Baltimore Ravens
Jay Prosch	FB	Houston Texans
Trovon Reed	DB	San Diego Chargers
Greg Robinson	OL	Los Angeles Rams
Pat Sims	DT	Cincinnati Bengals
Robenson Therezie	DB	Atlanta Falcons
Neiko Thorpe	DB	Seattle Seahawks
C.J. Uzomah	TE	Cincinnati Bengals
Christian Westerman	OL	Cincinnati Bengals
Gabe Wright	DL	Cleveland Browns
Avery Young	OL	New Orleans Saints

» Auburn has 35 players on NFL rosters, representing 21 different NFL teams

» On NFL practice squads: Chad Slade (Houston) and Jermaine Whitehead (Green Bay)

» Auburn letterman Kevin Greene was inducted to the Pro Football Hall of Fame in August, the second Tiger so honored. Greene played for the Rams, Steelers, Panthers and 49ers in 15 NFL seasons (1985-99), leading the league in sacks twice. A five-time Pro Bowler, he had 160 career sacks, third best in league history at the time of his retirement.

» Auburn has had 29 players taken in the first round and four No. 1 overall draft picks: Cam Newton (Carolina, '11), Aundray Bruce (Atlanta, '88), Bo Jackson (Tampa, '86) & Tucker Frederickson (NY Giants, '65)

» At least one former Tiger has been selected to 16 of the last 17 Pro Bowls. Auburn has had at least one former player in eight of the last 11 Super Bowls

and the second-longest string in SEC history. He is third in Auburn career PAT made, and one of just six SEC kickers to convert 100% of more than 100 PAT attempts.

» Carlson is 8-12 on career FG of at least 50 yards, and one of only two AU kickers with three career FG of 53 yards or longer, along with Neil O'Donoghue (1973-76). Carlson's 50+-yard kicks:

56	vs. Louisville (2015)
53	vs. Clemson (2016)
53	vs. Vanderbilt (2016)
52	at Kentucky (2015)
52	vs. Ole Miss (2015)
51	vs. Wisconsin (2014)
51	vs. Mississippi State (2015)
51	vs. LSU (2016)

» Carlson is the Auburn career leader in field goals made (67), and just one of four Auburn kickers all-time to make 15+ FG in multiple seasons:

<i>Wes Byrum</i> (2007, 2009, 2010)
<i>Daniel Carlson</i> (2014, 2015, 2016)
<i>Jim Von Wyl</i> (1990, 1991)
<i>Win Lyle</i> (1987, 1989)

» His 26 field goals made this season are the most among Auburn's single season leaders. Carlson holds three of the top five seasons in field goals made in Auburn history.

1. 26 (2016)
2. 23 (2015)
5. 18 (2014)

TOTAL OFFENSE QTRS UNDER MALZAHN

» Auburn has gained at least 200 yards total offense in a quarter 14 times under Gus Malzahn (four times in 2016), seven against SEC teams.

	Opponent	Yds	Qtr
2016	ULM	309	3
2016	Arkansas State	250	2
2014	LSU	247	1
2013	Florida Atlantic	244	2
2013	Texas A&M	242	1
2014	Alabama	242	2
2013	Western Carolina	229	2
2014	Arkansas	228	1
2013	Texas A&M	227	4
2014	San José State	224	1
2013	Missouri	220	3
2013	Tennessee	211	2
2016	Alabama A&M	210	3
2016	Arkansas State	202	1

AVERAGE PER DOWN

» Here's a breakdown of Auburn's offensive production on first, second, third and fourth down, in terms of the plays run, yards gained and average gain:

1st:	381 att, 2,508 yds, 6.6 avg
2nd:	288 att, 1,943 yds, 6.7 avg

3rd:	170 att, 874 yds, 5.1 avg
4th:	18 att, 55 yds, 3.1 avg

» Auburn's offensive touchdowns have come 16 times on first down (15 rush, 1 pass), 14 times on second (8 rush, 6 pass), 11 times on third (7 rush, 4 pass) and twice on fourth down (2 rush).

MORE TIGER STRIPES...

» Despite standing just +4 in turnover margin (17/13), Auburn holds a commanding 76-20 lead in points off turnovers.

» On the 2016 squad, 41 players have at least one college start to their credit, 21 on the Auburn offense and 20 on defense.

» Since 2001, Auburn is 122-21 (.852) when scoring 20 or more points in a game. Dating back to 1993, Auburn is 178-29-1 (.857) when scoring 20 or more points. All-time, Auburn is now 323-9 (.974) when scoring 30 points.

THE GRADUATES

» Eighteen players on the 2016 Auburn roster have already received bachelor's degrees:

Montravius Adams	University College December, 2016
Daniel Carlson	Finance August, 2016
Xavier Dampeer	Public Administration December, 2015 Master's December, 2016
Marcus Davis	Communication August, 2016
T.J. Davis	Public Administration December, 2015 Master's December, 2016
Austin Dupper	Engineering May, 2016
Johnathan Ford	University College December, 2016
Austin Golson	Liberal Arts December, 2016
Greg Hall	Liberal Arts December, 2016
Joshua Holsey	Public Administration May, 2016
Alex Kozan	Finance May, 2015
Devaroe Lawrence	Public Administration May, 2016 Liberal Arts December, 2016
Robert Leff	Engineering December, 2016
Damian Lewis	Education December, 2016

Bowl Notes

T.J. Neal	<i>Sport Management</i> May, 2016 (Illinois)
Tray Matthews	<i>Liberal Arts</i> December, 2016
Marshall Taylor	<i>Sport Leadership</i> May, 2016 (Miami [OH])
Stanton Truitt	<i>Education</i> December, 2016

NFF CAMPBELL TROPHY

» Alex Kozan was one of 156 semifinalists for the William Campbell Trophy, recognizing the top senior scholar-athlete in college football. The National Football Foundation announced 12 finalists November 1, and each of them will receive an \$18,000 postgraduate scholarship as a member of the NFF National Scholar-Athlete Class, presented by Fidelity Investments.

SEC HONOR ROLL

» There were 24 Auburn representatives on the SEC Academic Honor Roll for the 2015 season, including current team members Daniel Carlson, Tyler Carr, Chandler Cox, Austin Dupper, Austin Golson, Alex Kozan, Kevin Phillips, Ike Powell, Dontavious Russell, Braden Smith, Tyler Stovall, Keenan Sweeney and Tre' Williams. Team members had a 3.0 GPA for the previous school year or a cumulative 3.0 GPA or higher.

ACADEMIC TOP TIGERS

» Academic Top Tigers are student-athletes who post a 3.0 GPA or higher in either semester of a school year. The 2015-16 list recognized 43 members of the football team, including Daniel Carlson, Tyler Carr, Byron Cowart, Chandler Cox, Carlton Davis, Deshaun Davis, Jeremiah Dinson, Austin Dupper, Austin Golson, Marquel Harrell, Jalen Harris, Mike Horton, Jaunta'vius Johnson, Kerryon Johnson, Kaleb Kim, Griffin King, Alex Kozan, Raymond Lester, Richard McBryde, Ryan Meneely, Kevin Phillips, Ike Powell, Dontavious Russell, Ian Shannon, Bailey Sharp, Josh Shockley, Braden Smith, Tyler Stovall, Keenan Sweeney, Prince Tega Wanogho, Darrell Williams and Tre' Williams from the current squad.

SEC FIRST-YEAR ACADEMIC HONOR ROLL

» Auburn football had seven representatives on the 2015-16 SEC First-Year Academic Honor Roll, recognizing freshmen and transfer student-athletes with a cumulative 3.0 GPA or higher. Current team members honored included Marquel Harrell, Mike Horton, Kerryon Johnson, Raymond Lester, Ryan Meneely, Ian Shannon and Prince Tega Wanogho.

CAREER PARTICIPATION

1	Montravius Adams, DL	51/35
48	Montavious Atkinson, DB	21/1
82	Pete Berryman, TE	1/0
47	Jack Bjork, WR	1/0
11	Markell Boston, DB	12/0
22	John Broussard Jr., DB	7/0
5	Derrick Brown, DL	12/0
65	Tucker Brown, OL	13/0
38	Daniel Carlson, K	38/-
67	Tyler Carr, OL	9/0
93	Tyler Carter, DL	3/0
43	Cedric Chambers, RB	1/0
9	Byron Cowart, DL	23/0
27	Chandler Cox, FB	24/18
3	Nate Craig-Myers, WR	10/1
84	Chase Cramer, FB	1/0
52	Xavier Dampeer, OL	12/4
3	Marlon Davidson, DL	12/12
6	Carlton Davis, DB	24/19
57	Deshaun Davis, LB	24/12
31	Javaris Davis, DB	12/5
11	Kyle Davis, WR	12/1
80	Marcus Davis, WR	50/15
83	Ryan Davis, WR	20/8
28	T.J. Davis, DB	38/0
20	Jeremiah Dinson, DB	9/1
25	Austin Dupper, DB	4/0
23	Johnathan Ford, DB	52/34
5	John Franklin III, QB	12/1
73	Austin Golson, OL	35/22 (12/0)
40	Eugene Govan, RB	1/0
41	Greg Hall Jr., LB	9/0
77	Marquel Harrell, OL	4/0
85	Jalen Harris, TE	24/4
33	Will Hastings, WR/K	12/0
4	Jeff Holland, LB	25/0
15	Joshua Holsey, DB	43/30
64	Mike Horton, OL	11/0
78	Darius James, OL	18/9* (6/2)
10	Paul James III, LB	7/0* (4/0)
6	Jeremy Johnson, QB	29/11
21	Kerryon Johnson, RB	24/7
54	Kaleb Kim, OL	3/0
46	Caleb King, TE	2/0
89	Griffin King, WR	3/0
63	Alex Kozan, OL	39/39
94	Devaroe Lawrence, DL	28/0
55	Carl Lawson, DL	33/19
70	Robert Leff, OL	52/14
30	Damian Lewis, RB	2/0
9	Kam Martin, RB	10/0
28	Tray Matthews, DB	30/25* (10/7)
51	Richard McBryde, LB	9/0
61	Ryan Meneely, OL	2/0
32	Malik Miller, RB	3/0
75	Deon Mix, OL	7/0
39	Robert Muschamp, FB	1/0
17	T.J. Neal, LB	49/25* (38/25)
99	Spencer Nigh, FB	2/0
36	Kamryn Pettway, FB	21/7
91	Kevin Phillips, P	23/-
69	Ike Powell, LS	29/-
15	Tyler Queen, QB	2/0
37	Logan Rice, WR	3/0
50	Chase Ritter, LB	1/0
14	Stephen Roberts, DB	36/11
19	Nick Ruffin, DB	32/5
95	Dontavious Russell, DL	25/22
43	Ian Shannon, K/P	5/-
66	Bailey Sharp, OL	3/0
36	Michael Sherwood, DB	5/0
58	Josh Shockley, LB	14/0
81	Darius Slayton, WR	12/10
71	Braden Smith, OL	38/26
4	Jason Smith, WR	23/2
8	Tony Stevens, WR	38/9
29	Tyler Stovall, H	38/-
12	Eli Stove, WR	11/5
90	Maurice Swain Jr., DL	25/1
42	Keenan Sweeney, FB	3/0
26	Marshall Taylor, DB	47/32* (36/32)
24	Daniel Thomas, DB	10/0
42	Tre' Threat, LB	12/0
47	Cameron Toney, LB	9/1
10	Stanton Truitt, WR	18/3
68	Zach Wade, LS	1/-
97	Gary Walker, DL	3/0
76	Prince Tega Wanogho, OL	9/0
13	Sean White, QB	17/15
79	Andrew Williams, DL	25/0
49	Darrell Williams, LB	21/9
30	Tre' Williams, LB	35/12

Auburn-Oklahoma Series History

Jan. 1, 1972 • Tulane Stadium (84,031) • New Orleans, La.



#5	AUBURN	22
#3	OKLAHOMA	40

LAST MEETING WITH OKLAHOMA

This should have been a spectacle.

Oklahoma, averaging 566 yards a game in a 10-1 season, was the most efficient offense in NCAA history. The Sooners were so potent they punted only 26 times in those 11 games. Auburn was no slouch either, averaging 393 yards.

Whereas Oklahoma inflicted most of its damage on the ground, with its devastating wishbone offense, the Tigers were air-minded. Quarterback Pat Sullivan passed for 2,012 yards and 20 touchdowns that season, and Terry Beasley, a superb receiver, caught 12 of those TD passes.

If the luster of a 9-1 record was smudged by the 31-7 defeat to Alabama, Auburn coach Ralph "Shug" Jordan expected that to be a psychological weapon for the Sugar Bowl. "We have a chance to redeem ourselves," said Jordan, whose team was a 10 point underdog.

But there would be no redemption for Auburn, and only Oklahoma was spectacular.

Like the 1971 Tennessee-Air Force game, the suspense in the 1972 Sugar Bowl ended shortly after the coin toss.

On the night's first play from scrimmage, quarterback Jack Mildren gained 17 yards on a keeper and the Sooners, as they say, never looked back.

On the 13th play of the 77-yard drive, six minutes removed from the kickoff, Leon Crosswhite scored from the 4.

Sullivan misplaced a handoff onto the hip of a tailback, and Ray Hamilton recovered for Oklahoma on the Auburn 41. In eight plays, with the OU offense humming near-perfectly, the Sooners were back in the end zone. Faking to Crosswhite, who took the Tiger defense with him, Mildren went in from the 5. John Carroll, who missed the first, made the PAT to lift the score to 13-0.

Joe Wylie was the next Sooner to touch the ball. David Beverly punted to Wylie at the Oklahoma 29. Joe gathered in the kick, slipped through two onrushing Tigers and headed down the right sideline. Mark Driscoll chopped down the last man with a chance of catching the runner, and Wyle skipped into the end zone.

"It was as if we had put it on the drawing board," Wylie laughed. "It was perfect...I ducked behind the wall. I thought I could go all the way when the wall formed."

As nobody could catch Wylie, at this point, with a three-touchdown lead and the first quarter not even over, nobody was going to catch Oklahoma either - despite the Sooners missing on five after-touchdown conversions.

"I just started playing bad," Sullivan offered afterward. "As big and strong as they were, I knew they were going to score a lot, and we were just going to have to out-score them. We just weren't able to."

There were many reasons why things got out of hand for Auburn. Sullivan may have found the best one when he sighed, "If there is a team in the country better than Oklahoma, I'm sure glad we don't have to play them."

The only balm for Auburn was the Orange Bowl. Alabama played a better team than Oklahoma and Nebraska ground up the Crimson Tide in another game that was over pretty quickly.

SCORING SUMMARY

Oklahoma 19	12	3	6	—	40
Auburn 0	0	7	15	—	22

1st	4:01	OU	Crosswhite 4-yd run (kick failed)
	3:05	OU	Mildren 5-yd run (Carroll kick)
	1:55	OU	Wylie 71-yd punt return (pass failed)
2nd	3:28	OU	Mildren 4-yd run (run failed)
	0:47	OU	Mildren 7-yd run (pass failed)
3rd	8:57	OU	Carroll 53-yd field goal
	7:54	AU	Unger 1-yd run (Jett kick)
4th	9:25	OU	Pruitt 2-yd run (kick failed)
	3:44	AU	Cannon 11-yd pass (Jett kick)
	2:45	AU	Unger 1-yd run (Beck run)

TEAM STATISTICS

	OU	AU
First Downs	28	15
Rushes-Yds (Net)	87-439	19-40
Passing Yds (Net)	11	250
Passes Com-Att-Int	1-4-0	20-45-2
Total Offense Plays-Yds	91-450	64-290
Punts (Num-Avg)	5-35.4	5-48.6
Fumbles-Lost	5-2	5-1
Penalties-Yds	3-12	0-0

INDIVIDUAL STATISTICS

RUSHING: (OU) - Mildren 30-149 (3 TD), Pruitt 18-95 (TD), Crosswhite 17-78 (TD), Bell 5-37, Welch 6-27, Wylie 5-25, Marshall 2-18, Stokely 2-18, Harrison 2- -8. (AU) - Unger 6-38 (2 TD), Lowry 5-12, Henley 5-8, Sullivan 3- -18.

PASSING: (OU) - Mildren 1-4-0-11. (AU) - Sullivan 20-44-1-250 (TD), Beasley 0-1-0-0.

RECEIVING: (OU) - Chandler 1-11. (AU) - Beasley 6-117, Unger 5-36, Schmalz 3-52, Henley 3-28, Cannon 1-11 (TD), Lowry 1-6, Robinette 1-0.

GAME-BY-GAME STATISTICS

Date	Site	Result	Attend	Rank		AU		Rushing			Passing			Tot Off		WIS		Rushing			Passing			TotOff	
				AU	WIS	FD	No	YdsTD	C-	A-	I	YdsTD	No	Yds	FD	No	YdsTD	C-	A-	I	YdsTD	No	Yds		
1-1-72	New Orleans	L	20-44	84,031	5	3	15	19	40	2	20-45-2	250	1	64	290	28	87	439	5	1-4-0	11	0	91	450	
	[Sugar]																								

AUBURN - OKLAHOMA SERIES RESULTS

(OU leads 1-0)

YR.	SCORE	SITE	DATE
1971:	OU, 40-22	at New Orleans	Jan. 1, '72
	[Sugar]		

at Auburn: Never met
 at Norman: Never met
 at neutral sites: OU leads, 1-0
 at New Orleans: OU leads 1-0

Career Records Update

Scoring

Player	Seasons	TD	FG	PAT	Pts
1. Wes Byrum	2007-10	0	60	183	363
2. Daniel Carlson	2014-current	1	67	140	347

Most Points Kicking

Player	Seasons	FG	PAT	Pts
1. Wes Byrum	2007-10	60	183	363
2. Daniel Carlson	2014-current	67	140	341

Field Goals Made

Player	Seasons	Pct	FGA	FGM
1. Daniel Carlson	2014-current	.827	81	67

Field Goals Attempted

Player	Seasons	FGM	FGA
1. Daniel Carlson	2014-current	67	81

Field Goal Percentage (Min. 10 Made)

Player	Seasons	FGM	FGA	Pct
1. Daniel Carlson	2014-current	67	81	.827
2. Scott Etheridge	1992-93	34	43	.791
3. Matt Hawkins	1994-95	26	33	.788
4. Win Lyle	1987-89	45	59	.763
5. Wes Byrum	2007-10	60	80	.750

PATs Made

Player	Seasons	Pct	Att	Made
1. Wes Byrum	2007-10	.984	186	183
2. John Vaughn	2003-06	.994	163	162
3. Daniel Carlson	2014-current	1.000	140	140

PATs Attempted

Player	Seasons	Made	Pct	Att
1. Wes Byrum	2007-10	183	.984	186
2. John Vaughn	2003-06	162	.994	163
3. Daniel Carlson	2014-current	140	1.000	140

PAT Percentage (Min. 30 made)

Player	Seasons	Made	Att	Pct
1. Daniel Carlson	2014-current	140	140	1.000
Damon Duval	1999-02	125	125	1.000
Scott Etheridge	1992-93	65	65	1.000
4. John Vaughn	2003-06	162	163	.994
5. Al Del Greco	1980-83	110	111	.991

Total Tackles (Press Box Stats Era/Since 2004)

Player	Seasons	UA	Assisted	Total
1. Daren Bates	2009-12	176	141	316
2. Neiko Thorpe	2008-11	171	107	279
3. Johnathan Ford	2013-current	170	105	275

Unassisted Tackles (Press Box Stats Era/Since 2004)

Player	Seasons	Assisted	Total	UA
1. Daren Bates	2009-12	141	316	176
2. Neiko Thorpe	2008-11	107	279	172
3. Johnathan Ford	2013-current	105	275	170

Assisted Tackles (Press Box Stats Era/Since 2004)

Player	Seasons	UA	Total	Assisted
1. Daren Bates	2009-12	176	316	141
2. Kris Frost	2012-15	131	247	116
3. Craig Stevens	2005-10	139	252	113
4. Josh Bynes	2007-10	129	240	111
5. Cassanova McKinzy	2012-15	153	263	110
6. Zac Etheridge	2007-10	153	261	108
7. Neiko Thorpe	2008-11	172	279	107
8. Johnathan Ford	2013-current	170	275	105

Yards Per Attempt (min. 200 attempts)

Player	Seasons	Att	Yards	Yds/Att
1. Cam Newton	2010	280	2854	10.193
2. Jason Campbell	2001-04	854	7299	8.546
3. Nick Marshall	2013-14	532	4508	8.474
4. Sean White	2015-current	341	2810	8.240
5. Reggie Slack	1986-89	585	4697	8.029
6. Dameyune Craig	1994-97	782	6026	7.706

Completion Percentage (Min. 150 Completions)

Player	Seasons	Att	Comp	Pct
1. Cam Newton	2010	280	185	.661
2. Jason Campbell	2001-04	854	552	.646
3. Sean White	2015-current	341	212	.622
4. Jeff Burger	1984-87	538	331	.615
5. Ben Leard	1997-00	592	359	.606
6. Nick Marshall	2013-14	532	320	.602

Passing Efficiency (Min. 300 Attempts)

Player	Seasons	Comp	Att	Pct	Yards	TD	Int	Rating
1. Jason Campbell	2001-04	552	854	.646	7299	45	24	148.20
2. Nick Marshall	2013-14	320	532	.602	4508	34	13	147.53
--- Sean White	2015-current	212	341	.622	2810	10	7	136.96
3. Chris Todd	2008-09	284	484	.587	3515	27	12	133.13
4. Patrick Nix	1992-95	386	656	.588	4957	31	16	133.02
5. Jeff Burger	1984-87	331	538	.615	4082	24	21	132.17

Quarterback Sacks (from 1981)

Player	Seasons	Total Yds.	Sacks
1. Quentin Groves	2004-07	169	26.0
Gerald Robinson	1982-85	150	26.0
3. Antonio Coleman	2006-09	147	24.5
4. Tracy Rucker	1985-88	146	21.0
Craig Olgetree	1986-89	117	21.0
6. Dee Ford	2009-13	163	20.5
7. Reggie Torbor	2000-03	128	18.5
8. Corey Lemonier	2010-12	111	17.0
Leonardo Carson	1996-99	123	17.0
Willie Whitehead	1991-94	108	17.0
11. Marcus Washington	1994-96	108	16.0
Gary Walker	1993-94	95	16.0
-- Carl Lawson	2013-current	107	14.0

Tackles for Loss (starting 1981)

Player	Seasons	Total Yds.	TFL
1. Antonio Coleman	2005-09	205	46.5
2. Quentin Groves	2003-07	195	37.0
3. DeMarco McNeil	1999-03	150	34.0
4. Reggie Torbor	1999-03	161	31.0
5. Karlos Dansby	2001-03	123	31.0
6. Sen'Derrick Marks	2005-08	101	30.0
7. Cassanova McKinzy	2012-15	108	29.5
8. Marquies Gunn	2003-06	131	28.5
Dontarrius Thomas	1999-03	87	28.5
10. Tracy Rucker	1985-88	65	28.0
Ben Thomas	1981-84	63	28.0
12. Dee Ford	2009-13	177	27.5
Nick Fairley	2009-10	126	27.5
14. Antoine Carter	2007-10	137	26.0
15. Corey Lemonier	2010-12	134	24.0
Travis Williams	2001-05	56	24.0
17. Spencer Johnson	2000-03	107	23.5
Stanley McClover	2003-05	115	23.5
19. Carl Lawson	2013-current	118	23.0
Marcellus Mostella	1993-96	45	23.0
James Willis	1990-92	73	23.0
--- Montravius Adams	2013-current	107	21.0

Season Records Update

Sacks (starting 1981)

Player	Year	Sacks	Total Yds.
1. Nick Fairley	2010	11.5	74
2. Gary Walker	1994	11.0	69
Kevin Greene	1984	11.0	64
Craig Ogletree	1989	11.0	62
5. Dee Ford	2013	10.5	96
6. Antonio Coleman	2009	10.0	60
Gerald Robinson	1985	10.0	71
Mike Pelton	1994	10.0	61
9. Corey Lemonier	2011	9.5	66
Quentin Groves	2006	9.5	62
Reggie Torbor	2003	9.5	64
-- Carl Lawson	2016	9.0	62

Tackles for Loss (starting 1981)

Player	Year	Total Yds.	TFL
1. Nick Fairley	2010	106	24.0
2. Antonio Coleman	2007	84	18.5
3. Antonio Coleman	2009	75	16.5
4. Dee Ford	2013	101	14.5
5. Reggie Torbor	2003	77	14.0
Tracy Rocker	1988	38	14.0
7. Stanley McClover	2005	65	13.5
Corey Lemonier	2011	79	13.5
9. Karlos Dansby	2003	51	13.0
10. Carl Lawson	2016	75	12.5
Marquies Gunn	2005	54	12.5
11. DeMarco McNeil	2000	34	12.0
Quentin Groves	2006	68	12.0
Marcellus Mostella	1995	16	12.0
DeMarco McNeil	2003	69	12.0
15. Pat Sims	2007	74	11.5
--- Montravius Adams	2016	45	8.5

Yards Per Attempt (min. 150 Attempts)

Player	Year	Att	Yards	Yds/Att
1. Cam Newton	2010	280	2854	10.193
2. Jason Campbell	2004	270	2700	10.000
3. Pat Sullivan	1970	281	2586	9.203
4. Ben Leard	1999	157	1423	9.064
5. Nick Marshall	2014	293	2532	8.642
--- Sean White	2016	198	1644	8.303
6. Nick Marshall	2013	239	1976	8.268
7. Dameyune Craig	1997	403	3277	8.132
8. Brandon Cox	2006	271	2198	8.111
9. Reggie Slack	1988	279	2230	7.993
10. Chris Todd	2009	328	2612	7.963
11. Reggie Slack	1989	252	1996	7.921
12. Daniel Cobb	2002	150	1175	7.833

Completion Percentage (Min. 100 Attempts)

Player	Year	Att	Comp	Pct
1. Ben Leard	1999	157	111	.707
2. Jason Campbell	2004	270	188	.696
3. Jeff Burger	1987	267	178	.667
4. Cam Newton	2010	280	185	.661
--- Sean White	2016	198	129	.652
5. Jason Campbell	2002	149	94	.631
6. Jason Campbell	2001	142	89	.627
7. Jason Campbell	2003	293	181	.618
8. Clint Moseley	2011	108	66	.611
9. Nick Marshall	2014	293	178	.608
10. Patrick Nix	1995	331	201	.607
11. Stan White	1993	271	164	.605
Ben Leard	2000	319	193	.605

Highest TD/Interception Ratio (Min. 150 Att.)

Player	Year	TD	Int	Ratio
1. Ben Leard	1999	12	1	12.000
2. Cam Newton	2010	30	7	4.286
3. Chris Todd	2009	22	6	3.667
4. Randy Campbell	1982	7	2	3.500
--- Sean White	2016	9	3	3.000
5. Nick Marshall	2014	20	7	2.857
Jason Campbell	2004	20	7	2.857
7. Nick Marshall	2013	14	6	2.333

Passing Efficiency (Min. 100 Attempts)

Player	Year	Comp	Att	Pct	Yards	TD	Int	Rating
1. Cam Newton	2010	185	280	.661	2854	30	7	182.05
2. Jason Campbell	2004	188	270	.696	2700	20	7	172.89
3. Ben Leard	1999	111	157	.707	1423	12	1	170.78
4. Nick Marshall	2014	178	293	.608	2532	20	7	151.09
5. Jason Campbell	2002	94	149	.631	1215	11	5	149.23
6. Pat Sullivan	1970	167	281	.594	2586	17	12	148.16
--- Sean White	2016	129	198	.652	1644	9	3	146.87
7. Chris Todd	2009	198	328	.604	2612	22	6	145.73
8. Nick Marshall	2013	142	239	.594	1976	14	6	143.17
9. Jeff Burger	1987	178	267	.667	2066	13	9	140.99

Rushing Attempts

Player	Year	Yards	Avg	Att
1. Rudi Johnson	2000	1567	4.84	324
2. Tre Mason	2013	1816	5.73	317
3. Cameron Artis-Payne	2014	1608	5.31	303
4. Bo Jackson	1985	1786	6.42	278
5. Cam Newton	2010	1473	5.62	264
6. Ben Tate	2009	1362	5.18	263
7. James Brooks	1980	1314	5.03	261
8. Kenny Irons	2005	1293	5.05	256
9. Joe Cribbs	1978	1205	4.76	253
10. Michael Dyer	2011	1242	5.13	242
--- Kamryn Pettway	2016	1106	6.39	185
--- Kerryon Johnson	2016	823	4.99	173

Rushing Yardage

Player	Year	Att	Avg	Yards
1. Tre Mason	2013	317	5.73	1816
2. Bo Jackson	1985	278	6.42	1786
3. Cameron Artis-Payne	2014	303	5.31	1608
4. Rudi Johnson	2000	324	4.84	1567
5. Cam Newton	2010	264	5.62	1473
6. Brent Fullwood	1986	167	8.33	1391
7. Ben Tate	2009	263	5.18	1362
8. James Brooks	1980	261	5.03	1314
9. Carnell Williams	2003	241	5.42	1307
10. Kenny Irons	2005	256	5.05	1293
11. Stephen Davis	1994	221	5.71	1263
12. Michael Dyer	2011	242	5.13	1242
13. Bo Jackson	1983	158	7.68	1213
14. James Brooks	1979	163	7.41	1208
15. James Bostic	1993	199	6.06	1205
Joe Cribbs	1978	253	4.76	1205
17. Carnell Williams	2004	239	4.87	1165
18. Joe Cribbs	1979	200	5.60	1120
19. Michael Dyer	2010	182	6.01	1093
20. Nick Marshall	2013	172	6.21	1068
Stephen Davis	1995	180	5.93	1068
22. Kamryn Pettway	2016	185	6.07	1123
23. Peyton Barber	2015	238	4.27	1017
24. Ronnie Brown	2002	175	5.76	1008
Jimmy Sidle	1963	185	5.44	1006
26. Monk Gafford	1942	132	7.61	1004
27. Tre Mason	2012	171	5.86	1002
--- Kerryon Johnson	2016	165	5.22	862

Season Records Update

Yards Per Carry (1K rushers)

Player	Year	Att	Yards	Avg.
1. Brent Fullwood	1986	167	1391	8.33
2. Bo Jackson	1983	158	1213	7.68
3. Monk Gafford	1942	132	1004	7.61
4. James Brooks	1979	163	1208	7.41
5. Bo Jackson	1985	278	1786	6.42
6. Nick Marshall	2013	172	1068	6.21
7. Kamryn Pettway	2016	185	1123	6.07
8. James Bostic	1993	199	1205	6.06
9. Michael Dyer	2010	182	1093	6.01

Rushing Yards Per Game

Player	Year	GP	Yards	Yds/Game
1. Bo Jackson	1985	11	1786	162.4
2. Rudi Johnson	2000	12	1567	130.6
3. Tre Mason	2013	14	1816	129.7
4. Brent Fullwood	1986	11	1391	126.5
--- Kamryn Pettway	2016	9	1123	124.8
5. Cameron Artis-Payne	2014	13	1608	123.7
6. Joe Cribbs	1978	10	1205	120.5
7. James Brooks	1980	11	1314	119.5
8. Stephen Davis	1994	11	1263	114.8
9. Bo Jackson	1983	11	1213	110.3
10. James Brooks	1979	11	1208	109.8

Rushing Touchdowns

Player	Year	Att	Yards	Avg	TD
1. Tre Mason	2013	172	1068	6.21	23
2. Cam Newton	2010	264	1473	5.62	20
3. Bo Jackson	1985	278	1786	6.42	17
Carnell Williams	2003	241	1307	5.42	17
5. Joe Cribbs	1978	253	1205	4.76	16
6. Stephen Davis	1995	180	1068	5.93	14
Joe Cribbs	1979	200	1120	5.60	14
8. Peyton Barber	2015	238	1017	4.27	13
Cameron Artis-Payne	2014	303	1608	5.31	13
Kenny Irons	2005	256	1293	5.05	13
Ronnie Brown	2002	175	1008	5.76	13
Rudi Johnson	2000	324	1567	4.84	13
Stephen Davis	1994	221	1263	5.71	13
14. Nick Marshall	2013	172	1068	6.2	12
Carnell Williams	2004	239	1165	4.87	12
James Bostic	1993	199	1205	6.06	12
Bo Jackson	1983	158	1213	7.68	12
18. Kerryon Johnson	2016	165	823	4.99	11
Nick Marshall	2014	153	798	5.22	11
Reggie Ware	1986	54	192	3.56	11
Billy Atkins	1957	90	359	3.99	11
--- Kamryn Pettway	2016	173	1106	6.39	7

Scoring

Player	Year	TD	FG	PAT	Pts
1. Tre Mason	2013	25	0	0	150
2. Daniel Carlson	2016	1	26	43	127
3. Cam Newton	2010	21	0	0	126
4. Wes Byrum	2010	0	17	72	123
5. Daniel Carlson	2014	0	18	57	111
Cody Parkey	2013	0	15	66	111
7. Daniel Carlson	2015	0	23	40	109
8. Carnell Williams	2003	17	0	0	102
Stephen Davis	1995	17	0	0	102
Bo Jackson	1985	17	0	0	102
11. Wes Byrum	2009	0	15	54	99
12. Joe Cribbs	1978	16	0	*1	98
13. John Vaughn	2006	0	20	34	94
Joe Cribbs	1979	15	0	*2	94

* - two-point conversions

Most Points Kicking

Player	Year	FG	PAT	Pts
1. Wes Byrum	2010	17	72	123
2. Daniel Carlson	2016	26	43	121
3. Daniel Carlson	2014	18	57	111
Cody Parkey	2013	15	66	111
Daniel Carlson	2015	23	40	109

Field Goals Made

Player	Year	Pct	FGA	FGM
1. Daniel Carlson	2016	.867	30	26
2. Daniel Carlson	2015	.852	27	23

Field Goals Attempted

Player	Year	FGM	Pct	FGA
1. Daniel Carlson	2016	26	.867	30
2. Scott Etheridge	1992	22	.786	28

Field Goal Percentage (Min. 10 made)

Player	Year	FGM	FGA	Pct
1. Wes Byrum	2009	15	16	.938
2. Daniel Carlson	2016	26	30	.867
Matt Hawkins	1995	13	15	.867
4. Daniel Carlson	2015	23	27	.852
5. Win Lyle	1989	16	19	.842

PATs Made

Player	Year	Pct	Att	Made
1. Wes Byrum	2010	.986	73	72
2. Cody Parkey	2013	.985	67	66
3. Daniel Carlson	2014	1.000	57	57
4. Wes Byrum	2009	1.000	54	54
5. John Vaughn	2004	.981	52	51
6. John Vaughn	2005	1.000	50	50
7. Chris Knapp	1986	1.000	49	49
8. Scott Etheridge	1993	1.000	45	45
9. Daniel Carlson	2016	1.000	43	43
Jaret Holmes	1996	.956	45	43

PATs Attempted

Player	Year	Made	Pct	Att
1. Wes Byrum	2010	72	.986	73
2. Cody Parkey	2013	66	.985	67
3. Daniel Carlson	2014	57	1.000	57
4. Wes Byrum	2009	54	1.000	54
5. John Vaughn	2004	51	.981	52
6. John Vaughn	2005	50	1.000	50
7. Chris Knapp	1986	49	1.000	49
8. John Riley	1969	39	.848	46
9. Jaret Holmes	1996	43	.956	45
Matt Hawkins	1995	42	.933	45
Scott Etheridge	1993	45	1.000	45
--- Daniel Carlson	2016	43	1.000	43

Receiving Yardage, Freshman

Player	Year	Rec	Avg	Yards
1. Ronney Daniels	1999	56	19.1	1068
2. Freddy Weygand	1984	32	24.9	796
3. Dennis Wright	1989	30	23.8	714
4. Courtney Taylor	2003	34	11.1	379
5. Robert Baker	1995	28	13.2	370
6. Devin Aromashodu	2002	18	16.9	304
7. Shayne Wasden	1988	16	16.9	271
8. Deandre Green	2000	23	10.4	240
9. Kyle Davis	2016	11	21.4	235
-- Eli Stove	2016	19	9.7	185

Season Records Update

Receptions, Freshman

Player	Year	Yards	Avg	Rec
1. Ronney Daniels	1999	1068	19.1	56
2. Courtney Taylor	2003	379	11.1	34
3. Freddy Weygand	1984	796	24.9	32
4. Dennis Wright	1989	714	23.8	30
5. Robert Baker	1995	370	13.2	28
6. Marcus Davis	2013	217	9.4	23
Deandre Green	2000	240	10.4	23
7. Trovon Reed	2011	164	7.8	21
8. Eli Stove	2016	185	9.7	18
Mario Fannin	2007	176	9.8	18
Devin Aromashodu	2002	304	16.9	18
Travaris Robinson	1999	174	9.7	18
12. Quan Bray	2011	93	5.5	17
Ben Obomanu	2002	224	13.2	17
14. Rusty Williams	1996	123	7.7	16
Joe Frazier	1991	207	12.9	16
Shayne Wasden	1988	271	16.9	16
Stacy Danley	1987	98	6.1	16
Clifton Robinson	1997	201	13.4	15
19. Gabe McKenzie	2006	137	10.5	13
Anthony Mix	2002	193	14.9	13
Carnell Williams	2001	140	10.8	13
Lorenzo Diamond	1999	159	12.2	13
--- Kyle Davis	2016	235	21.4	11

Rushing Yardage, Quarterback

Player	Year	Att	Avg	Yards
1. Cam Newton	2010	264	5.58	1473
2. Nick Marshall	2013	172	6.21	1068
3. Jimmy Sidle	1963	185	5.44	1006
4. Nick Marshall	2014	153	5.22	798
5. Travis Tidwell	1946	181	4.27	772
6. Phil Gargis	1974	151	4.55	687
7. Phil Gargis	1975	162	4.06	658
8. Phil Gargis	1976	142	3.75	534
9. John Franklin III	2016	41	10.58	434

Team Rushing Yards

- 4596 (2013)
- 3987 (2010)
- 3585 (2016)**

Team Rushing Attempts

- 729 (2013)
- 673 (1984)
- 652 (2010)
- 647 (1974)
- 644 (1978)
- 625 (1981)
- 620 (1985)
- 610 (1980)
- 607 (2014)
- 600 (1983)
- 600 (1977)
- **599 (2016)**

Team Pass Completion Pct.

- 68.5 (2004)
- 65.5 (2010)
- 65.4 (1987)
- **63.0 (2016)**
- 62.7 (2014)
- 62.5 (2003)
- 62.1 (1995)
- 60.7 (2013)
- 60.6 (2006)
- 60.4 (1993)
- 60.3 (1988)

Rushing Yards/Game

- 328.3 (2013)
- 312.5 (1985)
- 298.1 (1979)
- 293.4 (1983)
- 284.8 (2010)
- 280.6 (1974)
- **278.5 (2016)**

Rushing Touchdowns

- 48 (2013)
- 41 (2010)
- 36 (1985)
- 35 (1995)
- 35 (1986)
- 33 (1984)
- 32 (2016)**

Total Offensive Plays

- 1014 (2013)
- 948 (2010)
- 939 (2014)
- 914 (2009)
- 911 (1984)
- 899 (2007)
- 893 (2015)
- 864 (2003)
- 862 (2002)
- 861 (2016)**

Total Offensive Yards

- 7018 (2013)
- 6989 (2010)
- 6305 (2014)
- 5613 (2009)
- 5469 (2004)
- 5391 (2016)**

Total Offense/Game

- 501.3 (2013)
- 499.2 (2010)
- 485.0 (2014)
- 485.0 (1970)
- 459.0 (1995)
- 449.2 (2016)**
- 434.3 (1988)

Points Scored

- 577 (2010)
- 553 (2013)
- 461 (2014)
- 433 (2009)
- 424 (1995)
- 420 (2004)
- 388 (2002)
- 387 (2016)**

First Downs

- 344 (2010)
- 334 (2013)
- 314 (2014)
- 271 (2004)
- 266 (2009)
- 264 (2016)**

Passing First Downs

- 135 (1995)
- 132 (2014)
- 129 (1997)
- 126 (2010)
- 124 (2004)
- 122 (2005)
- 118 (2009)
- 111 (1990)
- 110 (1970)
- 109 (1999)
- **90 (2016)**

Rushing First Downs

- 229 (2013)
- 211 (1969)
- 208 (1985)
- 202 (2010)
- 172 (2014)
- 159 (2016)**

Alphabetical Roster

No.	Name	Pos.	Ht.	Wt.	Yr.	Hometown	No.	Name	Pos.	Ht.	Wt.	Yr.	Hometown
16	Devin Adams	QB	6-2	248	Jr.	Mobile, AL	30	Damian Lewis	RB	5-9	229	Sr.	Wetumpka, AL
1	Montravius Adams	DL	6-4	309	Sr.	Vienna, GA	9	Kam Martin	RB	5-10	177	Fr.	Port Arthur, TX
48	Montavious Atkinson	LB	6-1	211	So.	Fairburn, GA	28	Tray Matthews	DB	6-1	207	Jr.	Newnan, GA
1	Woody Barrett	QB	6-2	238	Fr.	Winter Garden, FL	51	Richard McBryde	LB	6-1	231	RFr.	Troy, AL
82	Pete Berryman	TE	6-5	220	So.	Birmingham, AL	17	Marquis McClain	WR	6-2	208	Fr.	Crestview, FL
47	Jack Bjork	WR	6-1	192	Sr.	Dallas, TX	45	Jaylen McGriff	WR	6-0	198	Jr.	Brentwood, TN
11	Markell Boston	DB	6-0	200	So.	Newnan, GA	61	Ryan Meneely	OL	6-2	301	RFr.	McDonough, GA
22	John Broussard Jr.	DB	5-11	168	Fr.	Phenix City, AL	32	Malik Miller	RB	5-11	229	Fr.	Huntsville, AL
5	Derrick Brown	DL	6-5	330	Fr.	Sugar Hill, GA	96	Sidney Mims	DL	6-4	250	Fr.	Montgomery, AL
65	Tucker Brown	OL	6-3	290	So.	Trussville, AL	75	Deon Mix	OL	6-4	315	Jr.	Batesville, MS
38	Daniel Carlson	K	6-4	218	Jr.	Colorado Springs, CO	35	James Owens Moss	WR	5-9	177	Fr.	Opelika, AL
67	Tyler Carr	OL	6-5	318	RFr.	Southside, AL	39	Robert Muschamp	FB	6-1	255	RFr.	Rome, GA
93	Tyler Carter	DL	6-1	243	RFr.	Decatur, AL	18	Jayvaughn Myers	DB	6-1	179	Fr.	Dade City, FL
43	Cedric Chambers	RB	5-7	182	RFr.	Valley, AL	17	T.J. Neal	LB	6-0	235	Sr.	McKeesport, PA
8	Marlon Character Jr.	DB	6-0	181	Fr.	Atlanta, GA	99	Spencer Nigh	FB	6-0	272	Fr.	Magnolia, TX
91	Nick Coe	DL	6-6	255	Fr.	Asheboro, NC	87	Pace Ozmint	WR	6-1	179	Fr.	Glencoe, AL
9	Byron Cowart	DE	6-3	276	So.	Seffner, FL	36	Kamryn Pettway	RB	6-0	240	So.	Montgomery, AL
27	Chandler Cox	FB	6-1	236	So.	Apopka, FL	91	Kevin Phillips	P	6-0	185	Sr.	Greenwood, MS
3	Nate Craig-Myers	WR	6-2	204	Fr.	Dade City, FL	69	Ike Powell	LS	6-3	264	Jr.	Tifton, GA
84	Chase Cramer	FB	5-10	208	RFr.	Orlando, FL	15	Tyler Queen	QB	6-1	236	RFr.	Kennesaw, GA
52	Xavier Dampeer	OL	6-2	310	Sr.	Mendenhall, MS	37	Logan Rice	WR	6-0	206	So.	Rome, GA
3	Marlon Davidson	DL	6-3	273	Fr.	Greenville, AL	50	Chase Ritter	LB	5-10	205	Jr.	Wetumpka, AL
6	Carlton Davis	DB	6-1	195	So.	Miami, FL	14	Stephen Roberts	DB	5-11	183	Jr.	Opelika, AL
57	Deshaun Davis	LB	5-11	239	So.	Prichard, AL	45	Jacob Rogers	DB	5-11	190	Fr.	Goodwater, AL
31	Javaris Davis	DB	5-10	182	RFr.	Jacksonville, FL	19	Nick Ruffin	DB	6-0	203	Jr.	Duluth, GA
11	Kyle Davis	WR	6-2	219	Fr.	Loganville, GA	95	Dontavious Russell	DL	6-3	308	So.	Carrollton, GA
80	Marcus Davis	WR	5-9	180	Sr.	Boynton Beach, FL	72	Prince Sammons	OL	6-7	289	Fr.	Clarksville, OH
83	Ryan Davis	WR	5-9	172	So.	St. Petersburg, FL	43	Ian Shannon	K/P	6-3	218	RFr.	Marietta, GA
13	T.J. Davis	DB	6-0	190	Sr.	Tallahassee, FL	66	Bailey Sharp	OL	6-5	300	RFr.	Marietta, GA
12	Jamel Dean	DB	6-2	209	RFr.	Cocoa, FL	59	Sam Sherrod	LB	5-10	192	Fr.	Birmingham, AL
20	Jeremiah Dinson	DB	6-0	177	So.	Miami, FL	36	Michael Sherwood	DB	5-9	175	Jr.	Atlanta, GA
74	Bubba Dowdell	OL	6-2	297	Fr.	Auburn, AL	58	Josh Shockley	LB	5-10	218	So.	Locust Grove, GA
25	Austin Dupper	DB	5-9	176	Sr.	Decatur, AL	39	Conner Sibley	LB	5-10	200	RFr.	Athens, GA
49	Jeff Ford	TE	6-4	268	Fr.	Glencoe, AL	81	Darius Slayton	WR	6-2	191	RFr.	Norcross, GA
23	Johnathan Ford	DB	6-0	204	Sr.	Big Cove, AL	71	Braden Smith	OL	6-6	300	Jr.	Olathe, KS
5	John Franklin III	QB	6-1	186	Jr.	Ft. Lauderdale, FL	53	Clarke Smith	LS	6-3	239	Fr.	Leeds, AL
73	Austin Golson	OL	6-5	314	Jr.	Prattville, AL	4	Jason Smith	WR	6-1	188	Jr.	Mobile, AL
40	Eugene Govan	RB	5-7	190	RFr.	Grovetown, GA	8	Tony Stevens	WR	6-4	212	Sr.	Orlando, FL
86	Carson Griffis	WR	5-10	166	Fr.	Homewood, AL	29	Tyler Stovall	H	6-1	212	Jr.	Hokes Bluff, AL
46	Devin Guice	DB	5-7	153	Fr.	Opelika, AL	12	Eli Stove	WR	6-0	177	Fr.	Niceville, FL
41	Greg Hall Jr.	LB	6-3	250	Sr.	Athens, GA	90	Maurice Swain Jr.	DL	6-5	314	Sr.	West Point, GA
77	Marquel Harrell	OL	6-3	318	RFr.	Fairburn, GA	42	Keenan Sweeney	FB	6-0	237	So.	Snellville, GA
85	Jalen Harris	TE	6-4	259	So.	Montgomery, AL	26	Marshall Taylor	DB	6-3	191	Sr.	Cordele, GA
33	Will Hastings	K/WR	5-10	172	So.	Little Rock, AR	24	Daniel Thomas	DB	5-11	192	Fr.	Montgomery, AL
4	Jeff Holland	OLB	6-2	250	So.	Jacksonville, FL	56	Jackson Thomas	LB	5-11	221	Sr.	Birmingham, AL
15	Joshua Holsey	DB	5-11	195	Sr.	Fairburn, GA	42	Tre' Threat	LB	6-1	240	Fr.	Mobile, AL
64	Mike Horton	OL	6-4	331	RFr.	Atlanta, GA	48	C.J. Tolbert	RB	5-7	195	So.	Dadeville, AL
52	Antwan Jackson Jr.	DL	6-2	303	Fr.	Ellenwood, GA	47	Cameron Toney	OLB	6-1	244	Jr.	Huntsville, AL
78	Darius James	OL	6-4	320	Jr.	Killeen, TX	10	Stanton Truitt	RB	5-9	185	So.	Atlanta, GA
10	Paul James III	LB	6-4	271	Jr.	Miami, FL	68	Zach Wade	LS	5-10	218	So.	Bremen, GA
62	Jaunta'vius Johnson	DL	6-2	317	RFr.	Lincoln, AL	97	Gary Walker	DL	5-11	269	RFr.	Toccoa, GA
6	Jeremy Johnson	QB	6-5	234	Sr.	Montgomery, AL	76	Prince Tega Wanogho	OL	6-8	282	RFr.	Elmore, AL
21	Kerron Johnson	RB	6-0	211	So.	Madison, AL	13	Sean White	QB	6-0	200	So.	Boca Raton, FL
54	Kaleb Kim	OL	6-4	290	RFr.	Buford, GA	79	Andrew Williams	DL	6-4	289	So.	McDonough, GA
46	Caleb King	TE	6-3	221	Jr.	Huntsville, AL	49	Darrell Williams	LB	6-2	231	So.	Hoover, AL
89	Griffin King	WR	5-10	181	RFr.	Atlanta, GA	30	Tre' Williams	LB	6-2	240	Jr.	Mobile, AL
63	Alex Kozan	OL	6-4	310	Sr.	Castle Rock, CO							
94	Devaroe Lawrence	DL	6-2	303	Sr.	Greenville, SC							
55	Carl Lawson	DL	6-2	253	Jr.	Alpharetta, GA							
31	Sage Ledbetter	K/P	6-0	183	Fr.	Auburn, AL							
70	Robert Leff	OL	6-6	299	Sr.	Fairhope, AL							
44	Raymond Lester	DB	5-11	171	RFr.	Marietta, GA							

Numerical Roster

No.	Name	Pos.	Ht.	Wt.	Yr.	Hometown	No.	Name	Pos.	Ht.	Wt.	Yr.	Hometown
1	Montravius Adams	DL	6-4	309	Sr.	Vienna, GA	46	Caleb King	TE	6-3	221	Jr.	Huntsville, AL
1	Woody Barrett	QB	6-2	238	Fr.	Winter Garden, FL	46	Devin Guice	DB	5-7	153	Fr.	Opelika, AL
3	Nate Craig-Myers	WR	6-2	204	Fr.	Dade City, FL	47	Cameron Toney	OLB	6-1	244	Jr.	Huntsville, AL
3	Marlon Davidson	DL	6-3	273	Fr.	Greenville, AL	47	Jack Bjork	WR	6-1	192	Sr.	Dallas, TX
4	Jeff Holland	OLB	6-2	250	So.	Jacksonville, FL	48	Montavious Atkinson	LB	6-1	211	So.	Fairburn, GA
4	Jason Smith	WR	6-1	188	Jr.	Mobile, AL	48	C.J. Tolbert	RB	5-7	195	So.	Dadeville, AL
5	Derrick Brown	DL	6-5	330	Fr.	Sugar Hill, GA	49	Jeff Ford	TE	6-4	268	Fr.	Glencoe, AL
5	John Franklin III	QB	6-1	186	Jr.	Ft. Lauderdale, FL	49	Darrell Williams	LB	6-2	231	So.	Hoover, AL
6	Carlton Davis	DB	6-1	195	So.	Miami, FL	50	Chase Ritter	LB	5-10	205	Jr.	Wetumpka, AL
6	Jeremy Johnson	QB	6-5	234	Sr.	Montgomery, AL	51	Richard McBryde	LB	6-1	231	RFr.	Troy, AL
8	Marlon Character Jr.	DB	6-0	181	Fr.	Atlanta, GA	52	Xavier Dampier	OL	6-2	310	Sr.	Mendenhall, MS
8	Tony Stevens	WR	6-4	212	Sr.	Orlando, FL	52	Antwan Jackson Jr.	DL	6-2	303	Fr.	Ellenwood, GA
9	Byron Cowart	DE	6-3	276	So.	Seffner, FL	53	Clarke Smith	LS	6-3	239	Fr.	Leeds, AL
9	Kam Martin	RB	5-10	177	Fr.	Port Arthur, TX	54	Kaleb Kim	OL	6-4	290	RFr.	Buford, GA
10	Paul James III	LB	6-4	271	Jr.	Miami, FL	55	Carl Lawson	DL	6-2	253	Jr.	Alpharetta, GA
10	Stanton Truitt	RB	5-9	185	So.	Atlanta, GA	56	Jackson Thomas	LB	5-11	221	Sr.	Birmingham, AL
11	Markell Boston	DB	6-0	200	So.	Newnan, GA	57	Dashaun Davis	LB	5-11	239	So.	Prichard, AL
11	Kyle Davis	WR	6-2	219	Fr.	Loganville, GA	58	Josh Shockley	LB	5-10	218	So.	Locust Grove, GA
12	Jamel Dean	DB	6-2	209	RFr.	Cocoa, FL	59	Sam Sherrod	LB	5-10	192	Fr.	Birmingham, AL
12	Eli Stove	WR	6-0	177	Fr.	Niceville, FL	61	Ryan Meneely	OL	6-2	301	RFr.	McDonough, GA
13	T.J. Davis	DB	6-0	190	Sr.	Tallahassee, FL	62	Jaunta'vius Johnson	DL	6-2	317	RFr.	Lincoln, AL
13	Sean White	QB	6-0	200	So.	Boca Raton, FL	63	Alex Kozan	OL	6-4	310	Sr.	Castle Rock, CO
14	Stephen Roberts	DB	5-11	183	Jr.	Opelika, AL	64	Mike Horton	OL	6-4	331	RFr.	Atlanta, GA
15	Joshua Holsey	DB	5-11	195	Sr.	Fairburn, GA	65	Tucker Brown	OL	6-3	290	So.	Trussville, AL
15	Tyler Queen	QB	6-1	236	RFr.	Kennesaw, GA	66	Bailey Sharp	OL	6-5	300	RFr.	Marietta, GA
16	Devin Adams	QB	6-2	248	Jr.	Mobile, AL	67	Tyler Carr	OL	6-5	318	RFr.	Southside, AL
17	Marquis McClain	WR	6-2	208	Fr.	Crestview, FL	68	Zach Wade	LS	5-10	218	So.	Bremen, GA
17	T.J. Neal	LB	6-0	235	Sr.	McKeesport, PA	69	Ike Powell	LS	6-3	264	Jr.	Tifton, GA
18	Jayvaughn Myers	DB	6-1	179	Fr.	Dade City, FL	70	Robert Leff	OL	6-6	299	Sr.	Fairhope, AL
19	Nick Ruffin	DB	6-0	203	Jr.	Duluth, GA	71	Braden Smith	OL	6-6	300	Jr.	Olathe, KS
20	Jeremiah Dinson	DB	6-0	177	So.	Miami, FL	72	Prince Sammons	OL	6-7	289	Fr.	Clarksville, OH
21	Kerryon Johnson	RB	6-0	211	So.	Madison, AL	73	Austin Golson	OL	6-5	314	Jr.	Prattville, AL
22	John Broussard Jr.	DB	5-11	168	Fr.	Phenix City, AL	74	Bubba Dowdell	OL	6-2	297	Fr.	Auburn, AL
23	Johnathan Ford	DB	6-0	204	Sr.	Big Cove, AL	75	Deon Mix	OL	6-4	315	Jr.	Batesville, MS
24	Daniel Thomas	DB	5-11	192	Fr.	Montgomery, AL	76	Prince Tega Wanogho	OL	6-8	282	RFr.	Elmore, AL
25	Austin Dupper	DB	5-9	176	Sr.	Decatur, AL	77	Marquel Harrell	OL	6-3	318	RFr.	Fairburn, GA
26	Marshall Taylor	DB	6-3	191	Sr.	Cordele, GA	78	Darius James	OL	6-4	320	Jr.	Killeen, TX
27	Chandler Cox	FB	6-1	236	So.	Apopka, FL	79	Andrew Williams	DL	6-4	289	So.	McDonough, GA
28	Tray Matthews	DB	6-1	207	Jr.	Newnan, GA	80	Marcus Davis	WR	5-9	180	Sr.	Boynton Beach, FL
29	Tyler Stovall	H	6-1	212	Jr.	Hokes Bluff, AL	81	Darius Slayton	WR	6-2	191	RFr.	Norcross, GA
30	Damian Lewis	RB	5-9	229	Sr.	Wetumpka, AL	82	Pete Berryman	TE	6-5	220	So.	Birmingham, AL
30	Tre' Williams	LB	6-2	240	Jr.	Mobile, AL	83	Ryan Davis	WR	5-9	172	So.	St. Petersburg, FL
31	Javaris Davis	DB	5-10	182	RFr.	Jacksonville, FL	84	Chase Cramer	FB	5-10	208	RFr.	Orlando, FL
31	Sage Ledbetter	K/P	6-0	183	Fr.	Auburn, AL	85	Jalen Harris	TE	6-4	259	So.	Montgomery, AL
32	Malik Miller	RB	5-11	229	Fr.	Huntsville, AL	86	Carson Griffis	WR	5-10	166	Fr.	Homewood, AL
33	Will Hastings	K/WR	5-10	172	So.	Little Rock, AR	87	Pace Ozmint	WR	6-1	179	Fr.	Glencoe, AL
35	James Owens Moss	WR	5-9	177	Fr.	Opelika, AL	89	Griffin King	WR	5-10	181	RFr.	Atlanta, GA
36	Kamryn Pettway	RB	6-0	240	So.	Montgomery, AL	90	Maurice Swain Jr.	DL	6-5	314	Sr.	West Point, GA
36	Michael Sherwood	DB	5-9	175	Jr.	Atlanta, GA	91	Kevin Phillips	P	6-0	185	Sr.	Greenwood, MS
37	Logan Rice	WR	6-0	206	So.	Rome, GA	91	Nick Coe	DL	6-6	255	Fr.	Asheboro, NC
38	Daniel Carlson	K	6-4	218	Jr.	Colorado Springs, CO	93	Tyler Carter	DL	6-1	243	RFr.	Decatur, AL
39	Robert Muschamp	FB	6-1	255	RFr.	Rome, GA	94	Devaroe Lawrence	DL	6-2	303	Sr.	Greenville, SC
39	Conner Sibley	LB	5-10	200	RFr.	Athens, GA	95	Dontavious Russell	DL	6-3	308	So.	Carrollton, GA
40	Eugene Govan	RB	5-7	190	RFr.	Grovetown, GA	96	Sidney Mims	DL	6-4	250	Fr.	Montgomery, AL
41	Greg Hall Jr.	LB	6-3	250	Sr.	Athens, GA	97	Gary Walker	DL	5-11	269	RFr.	Toccoa, GA
42	Keenan Sweeney	FB	6-0	237	So.	Snellville, GA	99	Spencer Nigh	FB	6-0	272	Fr.	Magnolia, TX
42	Tre' Threat	LB	6-1	240	Fr.	Mobile, AL							
43	Cedric Chambers	RB	5-7	182	RFr.	Valley, AL							
43	Ian Shannon	K/P	6-3	218	RFr.	Marietta, GA							
44	Raymond Lester	DB	5-11	171	RFr.	Marietta, GA							
45	Jaylen McGriff	WR	6-0	198	Jr.	Brentwood, TN							
45	Jacob Rogers	DB	5-11	190	Fr.	Goodwater, AL							

Depth Chart

OFFENSE		
QB	13	SEAN WHITE (6-0, 200, So.)
	5	John Franklin III (6-1, 186, Jr.)
	6	Jeremy Johnson (6-5, 234, Sr.)
RB	21	KERRYON JOHNSON (6-0, 211, So.) --OR--
	36	KAMRYN PETTWAY (6-0, 240, So.)
HB/TE	27	CHANDLER COX (6-1, 236, So.)
	85	Jalen Harris (6-4, 259, So.)
WR	83	RYAN DAVIS (5-9, 172, So.)
	12	Eli Stove (6-0, 177, Fr.)
WR	8	TONY STEVENS (6-4, 212, Sr.)
	3	Nate Craig-Myers (6-2, 204, Fr.)
WR	4	JASON SMITH (6-1, 188, Jr.) --OR--
	33	WILL HASTINGS (5-10, 172, So.)
WR	81	DARIUS SLAYTON (6-2, 191, RFr.)
	11	Kyle Davis (6-2, 219, Fr.)
LT	78	DARIUS JAMES (6-4, 320, Jr.)
	73	Austin Golson (6-5, 314, Jr.)
LG	63	ALEX KOZAN (6-4, 310, Sr.)
	77	Marquel Harrell (6-3, 318, RFr.)
C	73	AUSTIN GOLSON (6-5, 314, Jr.)
	52	Xavier Dampeer (6-2, 310, Sr.)
RG	71	BRADEN SMITH (6-6, 300, Jr.)
	64	Mike Horton (6-4, 331, RFr.)
RT	70	ROBERT LEFF (6-6, 299, Sr.)
	76	Prince Tega Wanogho (6-8, 282, RFr.)

DEFENSE		
Buck	55	CARL LAWSON (6-2, 253, Jr.)
	4	Jeff Holland (6-2, 250, So.)
DT	95	DONTAVIUS RUSSELL (6-3, 308, So.)
	90	Maurice Swain Jr. (6-5, 314, Sr.) --OR--
	79	Andrew Williams (6-4, 289, So.)
DT	1	MONTRAVIUS ADAMS (6-4, 309, Sr.)
	5	Derrick Brown (6-5, 330, Fr.) --OR--
	94	Devaroe Lawrence (6-2, 303, Sr.)
DE	3	MARLON DAVIDSON (6-3, 273, Fr.)
	9	Byron Cowart (6-3, 276, So.)
MLB	57	DESHAUN DAVIS (5-11, 239, S0.)
	17	T.J. Neal (6-0, 235, Sr.)
WLB	30	TRE' WILLIAMS (6-2, 240, Jr.)
	48	Montavius Atkinson (6-1, 211, So.)
SLB	49	DARRELL WILLIAMS (6-2, 231, So.)
	51	Richard McBryde (6-1, 231, RFr.)
CB	15	JOSHUA HOLSEY (5-11, 195, Sr.)
	31	Javaris Davis (5-10, 182, RFr.)
FS	14	STEPHEN ROBERTS (5-11, 183, Jr.)
	19	Nick Ruffin (6-0, 203, Jr.)
SS	28	TRAY MATTHEWS (6-1, 207, Jr.)
	11	Markell Boston (6-0, 200, So.)
CB	6	CARLTON DAVIS (6-1, 195, So.)
	26	Marshall Taylor (6-3, 191, Sr.) --OR--
	22	John Broussard, Jr. (5-11, 168, Fr.)
NICKEL	23	JOHNATHAN FORD (6-0, 204, Sr.)
	24	Daniel Thomas (5-11, 192, Fr.)

PRONUNCIATION GUIDE

SPECIAL TEAMS		
PK	38	DANIEL CARLSON (6-4, 218, Jr.)
	43	Ian Shannon (6-3, 218, RFr.)
P	91	KEVIN PHILLIPS (6-0, 185, Sr.)
	43	Ian Shannon (6-3, 218, RFr.)
H	29	TYLER STOVALL (6-1, 212, Jr.)
	5	John Franklin III (6-1, 186, Jr.)
LS	69	IKE POWELL (6-3, 264, Jr.)
	68	Zach Wade (5-10, 218, So.) --OR--
	53	Clarke Smith (6-3, 239, Fr.)
PR	14	STEPHEN ROBERTS (5-11, 183, Jr.)
	83	Ryan Davis (5-9, 172, So.)
KR	23	JOHNATHAN FORD (6-0, 204, Sr.) --AND--
	21	KERRYON JOHNSON (6-0, 211, So.)
	9	Kam Martin (5-10, 177, Fr.) --AND--
	10	Stanton Truitt (5-9, 185, So.)

No.	Name	Pronunciation
1	MONTRAVIUS Adams	mon-TRAY-vee-us
48	MONTAVIOUS Atkinson	mon-TAY-vee-us
64	Jack BJORK	BE-YORK
22	John BROUSSARD	brew-SARD
52	XAVIER DAMPEER	Zavier DAM-peer
31	JAVARIS Davis	ja-VAR-is
12	JAMEL Dean	ja-MELL
38	Austin DUPPER	rhymes with "super"
40	Eugene GOVAN	GO-van
77	Marquel HARRELL	hah-RELL
62	JAUNTA'VIUS Johnson	jon-TAY-vee-us
21	KERRYON Johnson	carry-on
63	Alex KOZAN	KOH-zan
94	DEVAROE Lawrence	DEV-ah-row
17	MARQUIS McClain	mar-KEESE
32	MALIK Miller	muh-LEAK
18	JAYVAUGHN Myers	JAY-von
19	Nick RUFFIN	ROUGH-fin
95	DONTAVIUS Russell	don-TAY-vee-us
43	IAN Shannon	EE-un
71	BRADEN Smith	BRAY-den
98	Prince TEGA WANOGHO	TAY-ga wah-NO-go

Player Bios



DEVIN ADAMS #16
QB
 6-2 • 248 • Jr. • JC
 Mobile, Ala. (Mississippi Delta CC)
 Liberal Arts

2016: Scout team quarterback ... did not see game action
JUNIOR COLLEGE: Played at Mississippi Delta Community College for Coach Jeff Tatum

HIGH SCHOOL: Threw for 2,700 yards, 24 touchdowns as a senior, 3,100 yards and 31 TD as a junior for Coach Kerry Stevenson at Vigor High ... led team to Class 5A state title as a sophomore ... also played basketball and baseball

PERSONAL: Birthday is May 28 ... son of Felicia Adams and Terry Adams ... studying in the College of Liberal Arts



MONTRAVIUS ADAMS #1
DL
 6-4 • 309 • Sr. • 3L
 Vienna, Ga. (Dooly County)
 Graduate/University College

CAREER: 51 games played in career is second highest total on team ... made 25 consecutive starts, which is third on team and tops among defenders

2016: All-America Second Team (AP, AFCA, CBS Sports) ... All-SEC first team (AP) ... All-SEC second team (coaches, Phil Steele, Athlon) ... Rotary Lombardi Award semifinalist ... 35 career starts ... 145 career tackles ... five tackles vs. Clemson ... 11-yard sack vs. Texas A&M and three QB hurries ... two TFL, six tackles vs. LSU ... blocked a ULM field goal and had a sack and two tackles vs. ULM ... recorded two fumble recoveries at Mississippi State, scoring a 13-yard TD on one ... five tackles, a sack, two TFL, two QB hurries vs. Arkansas ... blocked an Ole Miss PAT and also had four tackles ... six tackles, 1.5 sacks at Georgia ... 7-yard interception vs. Alabama A&M ... four tackles and forced an Alabama fumble ... team captain ... SEC defensive lineman of week (Arkansas) ... ESPN mid-season All-America ... Preseason: Bronko Nagurski, Outland, Rotary Lombardi, Senior Bowl watch lists ... all-SEC second team (Lindy's, Phil Steele, SEC coaches, SEC media), fourth team (Athlon) ... Reese's Senior Bowl invitation

2015: Second-year starter at nose tackle ... 23 career starts ... 107 career tackles ... forced a Louisville fumble along with a sack and seven tackles ... six tackles vs. Jacksonville State ... two tackles at LSU ... forced a San José State fumble and four tackles ... pair of tackles at Kentucky ... six tackles at Arkansas ... five stops vs. Ole Miss ... sack at Texas A&M ... three tackles vs. Georgia ... three tackles against Alabama ... game captain: Georgia ... 2nd team preseason all-SEC (SEC coaches, Phil Steele, Lindy's) ... 3rd team all-SEC (SEC media, Athlon, CFB Matrix)

2014: Played in 13 games with 10 starts ... started season opener vs. Arkansas at left defensive end ... three TFL against San José State, along with a 9-yard sack, six tackles and a QB hurry ... three solo tackles at Kansas State ... 36-yard interception vs. Louisiana Tech and a fumble recovery, the first Auburn D-lineman with an interception and the first Auburn player with an interception and a fumble recovery in a game since Nick Fairley vs. Mississippi State in 2010 ... four tackles vs. LSU ... five tackles at Mississippi State ... three tackles vs. South Carolina ... sack, four tackles at Ole Miss ... four tackles at Georgia ... two TFL, sack, four tackles, three QB hurries vs. Samford ... solo tackle at Alabama ... honorable mention Sophomore All-America (College Football News) ... third team preseason All-America (Sporting News) ... first team preseason All-SEC (Sporting News); third team (SEC Media)

2013: True freshman who excelled at defensive tackle, earning his first varsity letter ... 24/7 Sports Freshman All-American ... 20 tackles for season ... recorded first sack against Washington State ... TFL against Arkansas State ... TFL vs. Ole Miss

... four tackles at Texas A&M ... two tackles vs. Florida Atlantic ... pair of tackles in Georgia win ... two tackles in SEC championship game... Lindy's all-newcomer team

HIGH SCHOOL: Strong, agile defensive lineman at Dooly County ... Under Armour All-America Game ... 247Sports All-America ... No. 2 defensive lineman, No. 14 overall by PrepStar ... ranked as No. 25 overall, No. 3 DL by Rivals ... No. 3 DT by Scout ... No. 10 overall, No. 2 DT, No. 2 in Georgia by 247Sports ... five-time player of the game his senior season for Coach Jimmy Hughes ... recorded 127 tackles, 34 TFL, 7.5 sacks leading Dooly County to the Class A state title game ... ESPN 150

PERSONAL: Birthday is July 24 ... son of Debbie Young ... Graduated in December, 2016

M. ADAMS' CAREER DEFENSIVE STATS

YEAR	G/GS	TT	UT	AT	TFL-YDS	QBS-YDS	FF/FR	PD	QBH	INT
2013	13/0	20	10	10	1.5-3	1.0-2	0/0	0	7	0/0
2014	13/10	43	27	16	8.0-37	3.0-25	0/1	1	17	1/36
2015	13/13	44	16	28	3.0-22	2.0-18	2/0	1	6	0/0
2016	12/12	39	23	16	8.5-45	4.5-29	1/2	3	15	0/0
Total	51/35	146	76	70	21.0-107	11.0-77	3/3	5	45	1/36

M. ADAMS' CAREER GAME HIGH STATS

Tackles.....	7	Louisville	9/5/15
TFL.....	3.0	San José St.	9/6/14
Sacks.....	2.5	at Georgia	11/12/16
PBU.....	1	4x (last: Vanderbilt)	11/5/16
FF.....	1	3x (last: at Alabama)	11/26/16
FR.....	2	at Mississippi St.	10/8/16
INT.....	1	2x (last: vs. Alabama A&M)	11/19/16
INT Yards.....	36	LA Tech	9/27/14

M. ADAMS' GAME-BY-GAME DEFENSIVE STATS

DATE	OPPONENT	TT	UT	AT	TFL-YDS	QBS-YDS
8/31/13	WASHINGTON STATE	2	2	0	1.0-2	1.0-2
9/7/13	ARKANSAS STATE	0	0	0	0.0-0	0.0-0
9/14/13	MISSISSIPPI STATE	3	1	2	0.0-0	0.0-0
9/21/13	at LSU	3	1	2	0.0-0	0.0-0
10/5/13	OLE MISS	1	0	1	0.5-1	0.0-0
10/12/13	WESTERN CAROLINA	DID NOT PLAY				
10/19/13	at Texas A&M	4	2	2	0.0-0	0.0-0
10/26/13	FLORIDA ATLANTIC	2	1	1	0.0-0	0.0-0
11/2/13	at Arkansas	0	0	0	0.0-0	0.0-0
11/9/13	at Tennessee	1	1	0	0.0-0	0.0-0
11/16/13	GEORGIA	2	1	1	0.0-0	0.0-0
11/30/13	ALABAMA	0	0	0	0.0-0	0.0-0
12/7/13	vs. Missouri (SEC)	2	1	1	0.0-0	0.0-0
1/6/14	vs. Florida State (BCS)	0	0	0	0.0-0	0.0-0

DATE	OPPONENT	TT	UT	AT	TFL-YDS	QBS-YDS
8/30/14	* ARKANSAS	2	2	0	1.0-1	0.0-0
9/6/14	* SAN JOSÉ STATE	6	5	1	3.0-12	1.0-9
9/18/14	* at Kansas State	3	3	0	0.0-0	0.0-0
9/27/14	* LOUISIANA TECH	2	1	1	1.0-7	0.0-0
10/4/14	* LSU	4	2	2	0.0-0	0.0-0
10/11/14	* at Mississippi State	5	2	3	0.0-0	0.0-0
10/25/14	* SOUTH CAROLINA	3	1	2	0.0-0	0.0-0
11/1/14	* at Ole Miss	4	2	2	1.0-4	1.0-4
11/8/14	* TEXAS A&M	1	0	1	0.0-0	0.0-0
11/15/14	* at Georgia	4	1	3	0.0-0	0.0-0
11/22/14	SAMFORD	4	4	0	2.0-13	1.0-12
11/29/14	at Alabama	1	1	0	0.0-0	0.0-0
11/20/15	Wisconsin (Outback)	4	3	1	0.0-0	0.0-0

DATE	OPPONENT	TT	UT	AT	TFL-YDS	QBS-YDS
9/5/15	* vs. Louisville	7	3	4	1.5-6	1.0-5
9/15/15	* JACKSONVILLE STATE	6	2	4	0.0-0	0.0-0
9/19/15	* at LSU	2	1	1	0.0-0	0.0-0
9/26/15	* MISSISSIPPI STATE	1	0	1	0.0-0	0.0-0
10/3/15	* SAN JOSE STATE	4	2	2	0.0-0	0.0-0
10/15/15	* at Kentucky	2	1	1	0.0-0	0.0-0
10/24/15	* at Arkansas	6	2	4	0.0-0	0.0-0
10/31/15	* OLE MISS	5	2	3	0.0-0	0.0-0
11/7/15	* at Texas A&M	1	1	0	1.0-13	1.0-13
11/14/15	* GEORGIA	3	1	2	0.0-0	0.0-0
11/21/15	* IDAHO	2	0	2	0.0-0	0.0-0
11/28/15	* ALABAMA	3	1	2	0.0-0	0.0-0
12/30/15	* vs. Memphis (Bham)	2	0	2	0.5-3	0.5-3

Player Bios

DATE	OPPONENT	TT	UT	AT	TFL-YDS	QBS-YDS
9/3/16	* CLEMSON	5	3	2	0.0-0	0.0-0
9/10/16	* ARKANSAS STATE	1	1	0	0.0-0	0.0-0
9/17/16	* TEXAS A&M	1	1	0	1.0-11	1.0-11
9/24/16	* LSU	6	3	3	2.0-7	0.5-0
10/1/16	* ULM	2	2	0	1.0-2	1.0/2
10/8/16	* at Mississippi State	2	0	2	0.0-0	0.0-0
10/22/16	* ARKANSAS	5	1	4	2.0-7	0.5-2
10/29/16	* at Ole Miss	4	3	1	0.0-0	0.0-0
11/5/16	* VANDERBILT	2	2	0	0.0-0	0.0-0
11/12/16	* at Georgia	7	4	3	2.5-18	1.5-14
11/19/16	* ALABAMA A&M	0	0	0	0.0-0	0.0-0
11/28/16	* at Alabama	4	3	1	0.0-0	0.0-0

DATE	OPPONENT	TT	UT	AT	TFL-YDS	QBS-YDS
9/3/16	CLEMSON	0	0	0	0.0-0	0.0-0
9/10/16	ARKANSAS STATE	3	2	1	1.5-2	0.0-0
9/17/16	TEXAS A&M	1	1	0	0.0-0	0.0-0
9/24/16	LSU	0	0	0	0.0-0	0.0-0
10/1/16	ULM	5	5	0	1.0-7	0.0-0
10/8/16	at Mississippi State	3	1	2	0.0-0	0.0-0
10/22/16	ARKANSAS	2	2	0	1.0-2	0.0-0
10/29/16	at Ole Miss	1	0	1	0.0-0	0.0-0
11/5/16	* VANDERBILT	5	3	2	1.0-4	0.0-0
11/12/16	at Georgia	4	3	1	0.0-0	0.0-0
11/19/16	ALABAMA A&M	DID NOT PLAY				
11/28/16	at Alabama	1	1	0	0.0-0	0.0-0



MONTAVIOUS #48
ATKINSON LB
 6-1 • 211 • So. • 1L
 Fairburn, Ga. (Langston Hughes)
 Liberal Arts

2016: Converted safety playing WLB ... 25 tackles for season ... had three tackles, 1.5 TFL against Arkansas State ... solo stop vs. Texas A&M ... five solo stops and a TFL against ULM ... three tackles at Mississippi State ... two tackles, TFL against Arkansas ... first career start came vs. Vanderbilt, recording five tackles, TFL ... four tackles at Georgia

2015: True freshman contributing at free safety ... appeared in 10 games ... saw first action vs. Louisville ... one tackle vs. San Jose' State

HIGH SCHOOL: Dominant physical prep defender who is a safety prospect for the Tigers ... had 137 tackles each season as a junior and senior; four-year starter totaled 531 career stops, 7 interceptions ... first team all-region as a junior and senior for Coach Willie Cannon ... GSWA all-state, AJC all-area ... ranked among the top 60 prospects in Georgia by ESPN, 247 Sports and Rivals ... Scout rates him the best safety prospect in Georgia ... PrepStar all-South ... also a basketball and track letterman ... AB Honor Roll

PERSONAL: Birthday is August 29 ... son of Cassandra Atkinson and Kerry Britt ... studying in the College of Liberal Arts

ATKINSON'S CAREER DEFENSIVE STATS

YEAR	G/GS	TT	UT	AT	TFL-YDS	QBS-YDS	FF/FR	PD	QBH	INT
2015	10/0	1	1	0	0.0-0	0.0-0	0/0	0	0	0
2016	11/1	25	18	7	4.5-15	0.0-0	0/0	0	0	0
Total	21/1	26	19	7	4.5-15	0.0-0	0/0	0	0	0

ATKINSON'S CAREER GAME HIGH STATS

Tackles.....5 2x (last: Vanderbilt) 11/5/16
 TFL.....1.5 Arkansas St. 9/10/16

ATKINSON'S GAME-BY-GAME DEFENSIVE STATS

DATE	OPPONENT	TT	UT	AT	TFL-YDS	QBS-YDS
9/5/15	vs. Louisville	0	0	0	0.0-0	0.0-0
9/12/15	JACKSONVILLE STATE	0	0	0	0.0-0	0.0-0
9/19/15	at LSU	0	0	0	0.0-0	0.0-0
9/26/15	MISSISSIPPI STATE	0	0	0	0.0-0	0.0-0
10/3/15	SAN JOSE' STATE	1	1	0	0.0-0	0.0-0
10/15/15	at Kentucky	0	0	0	0.0-0	0.0-0
10/24/15	at Arkansas	0	0	0	0.0-0	0.0-0
10/31/15	OLE MISS	0	0	0	0.0-0	0.0-0
11/7/15	at Texas A&M	0	0	0	0.0-0	0.0-0
11/14/15	GEORGIA	DID NOT PLAY				
11/21/15	IDAHO	0	0	0	0.0-0	0.0-0
11/28/15	ALABAMA	DID NOT PLAY				
12/30/15	vs. Memphis (Bham)	DID NOT PLAY				



WOODY #1
BARRETT QB
 6-2 • 238 • Fr. • HS
 Winter Garden, Fla. (West Orange)
 Business

2016: Redshirted

HIGH SCHOOL: Strong-armed dual-threat quarterback ... 2,018 yards passing, 20 TD, with 1,413 yards rushing, 23 TD for Coach Bob Head at West Orange High, leading the Warriors to the state semifinals ... Class 8A all-state and Florida Dairy Farmers 8A player of year and Mr. Football finalist ... Under Armour All-America Game ... Academy athlete of year ... top 10 QB prospect by 247 Sports and ESPN ... Rivals top 40 in Florida ... PrepStar 350 ... also a basketball letterman

PERSONAL: Birthday is September 19 ... son of Malinda Jackson and Ervin Barrett ... has two brothers, Javonte and Sergio, and three sisters, Jakarra, Shonte and Niara ... enjoys fishing and basketball ... studying in the College of Business



PETE #82
BERRYMAN TE
 6-5 • 220 • So. • HS
 Birmingham, Ala. (Mountain Brook)
 Engineering

2016: Reserve tight end who joined the program as a walk-on this season ... saw first career action against Alabama A&M

HIGH SCHOOL: Played for Coach Chris Yeager at Mountain Brook High ... also a baseball and basketball letterman

PERSONAL: Birthday is May 18 ... son of Tim and Cynthia Berryman ... has two siblings, Sarah and Charlie ... dad played football at University of Ottawa and seven years in the Canadian Football League ... mom played volleyball at Queen's University ... member of FarmHouse fraternity and Impact at Auburn ... studying in the College of Engineering

Player Bios



JACK #47
BJORK WR
 6-1 • 200 • Sr. • SQ
 Dallas, Texas (Highland Park)
 Architecture

2016: Saw first career action against Alabama A&M

2015: Did not see action.

2014: Did not see action.

HIGH SCHOOL: Averaged 40.3 yards punting for Highland Park High ... High School Coach: Randy Allen ... also played rugby and lacrosse ... National Honor Society member, Fellowship of Christian Athletes, Rugby Club president, Eagle Scout

PERSONAL: Birthday is October 24 ... son of Jon and Cha-Cha Bjork ... has one sibling, Chandler ... studying in the College of Architecture ... member of Phi Sigma Kappa fraternity ... Fellowship of Christian Athletes ... Alpha Lambda Delta honor society ... Chi Alpha Sigma honor society



MARKELL #11
BOSTON DB
 6-0 • 200 • So. • 1L
 Newnan, Ga. (East Coweta)
 University College

2016: Reserve in the rotation at strong safety ... solo stop against Arkansas State ... had one tackle against ULM ... solo tackle against Arkansas ... two solo tackles against Vanderbilt

2015: Did not see action

2014: Redshirted for the Tigers

HIGH SCHOOL: A dual athlete who played receiver his first three years before also playing safety as a senior ... Georgia Class Region 6-AAAAAA Defensive Player of the Year as a senior with 105 tackles, four interceptions, including two returned for TDs ... had five pass breakups and two forced fumbles ... caught two touchdown passes and returned an interception for TD vs. Lovejoy ... forced a fumble late in the win vs. Newnan that helped his team clinch a first round home playoff game ... caught 32 passes as a junior ... caught 22 passes as a sophomore, including a 40-yard touchdown reception in a come-from-behind 28-25 victory over Newnan to end an eight-game losing streak to its rival ... attended the same high school as Karsten Bailey, a wide receiver at Auburn from 1995-98 before playing for the Seattle Seahawks and Green Bay Packers ... high school coach was Clint Wade ... also lettered in baseball, track and basketball ... Scout Top 175 ... PrepStar all-Southeast

PERSONAL: Son of Tonya Dragg and Dexter Boston ... two siblings, Jaxson Dragg and Kamari Boston ... birthday is November 7 ... studying in the University College

BOSTON'S CAREER DEFENSIVE STATS

YEAR	G/GS	TT	UT	AT	TFL-YDS	QBS-YDS	FF/FR	PD	I/YDS
2016	12/0	6	6	0	0.0-0	0.0-0	0/0	0	0/0

BOSTON'S CAREER GAME HIGH STATS

Tackles.....2 Vanderbilt 11/5/16

BOSTON'S GAME-BY-GAME DEFENSIVE STATS

DATE	OPPONENT	TT	UT	AT	PD	INT-YDS
9/3/16	CLEMSON	0	0	0	0	0-0
9/10/16	ARKANSAS STATE	1	1	0	0	0-0
9/17/16	TEXAS A&M	0	0	0	0	0-0
9/24/16	LSU	0	0	0	0	0-0
10/1/16	ULM	1	1	0	0	0-0
10/8/16	at Mississippi State	0	0	0	0	0-0
10/22/16	ARKANSAS	1	1	0	0	0-0
10/29/16	at Ole Miss	0	0	0	0	0-0
11/5/16	VANDERBILT	2	2	0	0	0-0
11/12/16	at Georgia	1	1	0	0	0-0
11/19/16	ALABAMA A&M	0	0	0	0	0-0
11/28/16	at Alabama	0	0	0	0	0-0



JOHN #22
BROUSSARD JR. DB
 5-11 • 168 • Fr. • HS
 Phenix City, Ala. (Central)
 Business

2016: Played in eight games ... true freshman corner ... saw first career action vs. Clemson ... first career tackle came against Arkansas State ... PBU against ULM ... solo tackle against Arkansas

HIGH SCHOOL: Versatile cornerback with exceptional coverage skills ... January enrollee in business ... defensive player of the year for Coach Jamey Dubose at Central High, posting 35 tackles, 6 PBU and an interception as a senior ... all-region, all-bi-city and Class 7A all-state ... Under Armour All-America Game ... Alabama-Mississippi All-Star Game ... ESPN (4), 247 Sports (6), Rivals (18) top prospects in Alabama ... USA Today all-state ... also ran track

PERSONAL: Son of Vickie and John Broussard Sr. ... has two sisters, Frances and Alicia ... birthday is January 1 ... studying in the College of Business

BROUSSARD'S CAREER DEFENSIVE STATS

YEAR	G/GS	TT	UT	AT	TFL-YDS	QBS-YDS	FF/FR	PD	I/YDS
2016	8/0	2	1	1	0.0-0	0.0-0	0/0	1	0/0

BROUSSARD'S CAREER GAME HIGH STATS

Tackles.....1 2x (last: Arkansas) 10/22/16
 PBU1 ULM 10/1/16

BROUSSARD'S GAME-BY-GAME DEFENSIVE STATS

DATE	OPPONENT	TT	UT	AT	PD	INT-YDS
9/3/16	CLEMSON	0	0	0	0	0-0
9/10/16	ARKANSAS STATE	1	0	1	0	0-0
9/17/16	TEXAS A&M					DID NOT PLAY
9/24/16	LSU					DID NOT PLAY
10/1/16	ULM	0	0	0	1	0-0
10/8/16	at Mississippi State	0	0	0	0	0-0
10/22/16	ARKANSAS	1	1	0	0	0-0
10/29/16	at Ole Miss					DID NOT PLAY
11/5/16	VANDERBILT	0	0	0	0	0-0
11/12/16	at Georgia					DID NOT PLAY
11/19/16	ALABAMA A&M	0	0	0	0	0-0
11/28/16	at Alabama	0	0	0	0	0-0

Player Bios



DERRICK BROWN #5 DL
6-5 • 330 • Fr. • HS
Sugar Hill, Ga. (Lanier)
Education

2016: Played in all 12 games ... Talented defensive line freshman ... recovered a Clemson fumble ... solo stop against Arkansas State ... TFL, two tackles vs. Vanderbilt ... had two tackles at Georgia ... credited with a sack, three tackles vs. Alabama A&M

HIGH SCHOOL: Recorded 106 tackles, 42 TFL, 12 sacks as a senior for Coach Korey Mobbs at Lanier High ... career 270 tackles, 81 TFL, 33.5 sacks ... U.S. Army All-American Bowl defensive player of year ... MaxPreps national player of year ... GSWA player of year and Class 5A all-state ... ESPN, Scout, 247 Sports No. 9 national prospect ... Rivals Top 20 and No. 3 DT ... USA Today All-American, state player of year ... also a basketball letterman ... Lanier Student Leadership Team

PERSONAL: Birthday is April 15 ... son of Martha and James Brown ... has two siblings, Mikaelia and Kameron ... studying in the College of Education

D. BROWN'S CAREER DEFENSIVE STATS

YEAR	G/GS	TT	UT	AT	TFL-YDS	QBS-YDS	FF/FR	PD	QBH	INT
2016	12/0	10	3	7	1.5-10	1.0-9	0/1	1	0	0

D. BROWN'S CAREER GAME HIGH STATS

Tackles.....	3	Alabama A&M	11/19/16
TFL.....	1.0	Alabama A&M	11/19/16
Sacks.....	1.0	Alabama A&M	11/19/16
PBU.....	1	Alabama A&M	11/19/16
FR.....	1	Clemson	9/3/16

D. BROWN'S GAME-BY-GAME DEFENSIVE STATS

DATE	OPPONENT	TT	UT	AT	TFL-YDS	QBS-YDS
9/3/16	CLEMSON	0	0	0	0.0-0	0.0-0
9/10/16	ARKANSAS STATE	1	1	0	0.0-0	0.0-0
9/17/16	TEXAS A&M	0	0	0	0.0-0	0.0-0
9/24/16	LSU	0	0	0	0.0-0	0.0-0
10/1/16	ULM	0	0	0	0.0-0	0.0-0
10/8/16	at Mississippi State	1	0	1	0.0-0	0.0-0
10/22/16	ARKANSAS	0	0	0	0.0-0	0.0-0
10/29/16	at Ole Miss	0	0	0	0.0-0	0.0-0
11/5/16	VANDERBILT	2	1	1	0.5-1	0.0-0
11/12/16	at Georgia	2	0	2	0.0-0	0.0-0
11/19/16	ALABAMA A&M	3	1	2	1.0-9	1.0-9
11/28/16	at Alabama	1	1	1	0.0-0	0.0-0



TUCKER BROWN #65 OL
6-3 • 290 • So. • SQ
Trussville, Ala. (Hewitt-Trussville)
Business

2016: Reserve offensive lineman who also contributes on special teams ... also wears #98 as extra tight end in some offensive sets ... played in every game of 2016

2015: Saw his first snaps of the season against Idaho

AT AUBURN: Joined the football program as a walk-on in spring, 2015

HIGH SCHOOL: Offensive team captain for Coach Hal Riddle at Hewitt-Trussville High ... won Pat Patrick Award for outstanding lineman play in central Alabama ... also lettered in basketball and tennis ... member of National Honor Society, Beta Club, Thespians and SGA

PERSONAL: Birthday is January 8 ... son of Keith and Kathy Brown ... has four siblings: Jake, Haley, Sam and Joe David ... brother Sam was a member of Auburn's 2010 national championship team ... studying in the College of Business ... member of Phi Gamma Delta fraternity and Tau Sig honor society



DANIEL CARLSON #38 K
6-4 • 218 • Jr. • 2L
Colorado Springs, Colo. (Classical Academy)
Business

CAREER: Appeared in 38 games in his career ... two-time Lou Groza Award finalist at placekicker (2015-16) ... holds 12 Auburn kick or scoring records ... Auburn record eight career FG of 50+ yards (8-12) ... 347 career points scored (2nd at Auburn) ... Auburn career FG made leader (67) ... 140 consecutive PAT made (best in Auburn history and second best in SEC history) ... tied for 8th in SEC history with 67 career field goals ... sixth in SEC history with a 82.7 career field goal percentage ... second in Auburn history in scoring (347) and points kicking (341) ... third in career PATs made and attempted with 140-of-140

2016: All-America second team (Walter Camp, Sporting News, Sports Illustrated, Sports on Earth, AP, FWAA, CBS Sports, AFCA, Phil Steele) ... SEC Special Teams Player of the Year ... All-SEC first team (coaches, AP, ESPN, Pro Football Focus, Athlon, Phil Steele) ... appeared in every game this season ... Lou Groza award finalist for second consecutive year ... needs three points to claim Auburn's single-season record for points kicking and surpass Wes Byrum's total of 123 from 2010 ... nation's second-best 54-68 touchbacks (79.4%) ... his 26 made field goals in 2016 are tied for 4th in SEC history ... ranks 10th in SEC history with 30 field goal attempts in 2016 ... 53-yard FG against Clemson is the 11th longest in FBS this season ... scored 21 points against Arkansas State: 3-3 FG, 6-6 PAT and a 20-yard rushing TD on a fake field goal ... FG, PAT vs. Texas A&M ... tied Auburn and SEC record with six FG against LSU, with a long of 51 yds ... 7-7 PAT but had a FG blocked vs. ULM ... 25-yd FG, five PAT at Mississippi State ... four FG, four PAT at Ole Miss ... 3-4 FG vs. Vanderbilt with one blocked; connected from 53, 45, 33 yards ... four field goals at Alabama ... SEC player of week: Arkansas State, LSU, Ole Miss ... Lou Groza weekly star: LSU, Vanderbilt ... ESPN mid-season All-America ... Preseason: Lou Groza Award, Wuerffel Trophy watch lists ... AFCA Good Works team nominee ... All-America first team (Athlon, Lindy's), second team (CBS Sports) ... all-SEC first team (Athlon, Lindy's, Phil Steele, SEC coaches, SEC media, Birmingham News, CFN, ESPN) ... August graduate in business ... second team CoSIDA Academic All-American ... SEC Community Service Team

2015: Lou Groza Award finalist (one of three) ... Walter Camp second team All-American ... unanimous first team All-SEC selection (coaches and AP) ... one of three kickers in FBS with four FG of 51+ yards in 2015 ... his string of 16 consecutive FG made set an Auburn record ... Auburn record with four 50+ FG made in a season ... 97 consecutive PAT made is fourth longest string in AU history ... ranked fifth nationally in touchback percentage (71.0) ... career long 56-yard FG vs. Louisville fifth-longest kick in FBS and set a Chick-fil-A Kickoff Game record ... FG of 27 and 49 yards vs. Jacksonville State ... 3-4 on field goals vs. Mississippi State, with a long of 51 ... missed two FG vs. San José State ... 3-3 FG at Kentucky with a long of 51 ... 41-yard FG at Arkansas ... 4-4 FG vs. Ole Miss, with long of 52 ... 4-4 FG at Texas A&M ... 2-2 FG vs. Georgia ... 2-3 FG vs. Alabama ... SEC special teams player of week (Louisville) ... game captain: Ole Miss ... Lou Groza Star (Kentucky, Texas A&M) ... 4th team preseason all-SEC (Athlon) ... nominated for CoSIDA Academic All-America ... SEC Academic Honor Roll and Academic Top Tiger

2014: Kicked in all 13 games; punted in 12 games ... second team freshman All-America (Scout) ... honorable mention all-SEC ... tied Auburn kick scoring record with 18 points at Alabama ... Carlson was 5-for-5 on field goals and kicked three extra points ... record had been set by Al Del Greco in 1983 ... converted field goals of 46 yards against both Georgia and LSU ... first Tiger specialist to do P, PK, KO since Damon Duval (1999-2002) ... 42.0 punting average for season ... 57-57 on PAT, the most made PAT in a season without a miss by an Auburn kicker ever ... 50-81 kickoffs were touchbacks ... against Arkansas, Carlson averaged 53.3 yards on three punts, downing two inside the 20, and had seven touchbacks on kickoffs ...

Player Bios

53.3 yds-per-punt average was the best for an Auburn punter (min. 3 punts) since Kody Bliss averaged 54.7 yards on three punts against ULM in 2003; 62-yard punt in the second quarter longest by an Auburn punter since Ryan Shoemaker had a 64-yard punt vs. Tennessee Tech in 2007 ... 27-yard field goal vs. San José State was his first collegiate FG ... FGs of 34 and 25 yards at Kansas State ... 25-yd FG vs. Louisiana Tech ... field goals of 46, 42 yds vs. LSU ... 3-4 field goals at Mississippi State ... 5-5 field goals at Alabama, the most by an AU kicker since Jaret Holmes vs. UAB in 1996 ... season-long 51-yard field goal in the Outback Bowl ... SEC Special Team player of week (LSU) ... SEC Freshman of the Week (Arkansas) ... CFPA specialist of week (Alabama) ... A-Day spring game defensive MVP ... SEC Academic Honor Roll and Academic Top Tiger

2013: Did not see action while redshirting for the SEC Champions ... SEC First-Year Academic Honor Roll

HIGH SCHOOL: Versatile kicking specialist with tremendous leg strength ... 10 field goals and 54 kickoffs for touchbacks as a senior for Coach David Bervig at The Classical Academy ... top-ranked kicker nationally at Kohl's Kicking Academy Underclassmen Challenge ... ranked No. 4 nationally among kickers by Scout and Rivals ... MaxPreps small school All-America ... No. 8 ranking from 247Sports ... U.S. Army All-American Bowl ... ESPN's top rated high school kicker ... Denver Post No. 6 in-state prospect and all-state Class 3A as a junior and senior ... as a soccer player, helped TCA advance to state finals as a sophomore and junior

PERSONAL: Birthday is January 23 ... studying in the College of Business ... son of Jodie Carlson and Hans Carlson ... Chi Alpha Sigma honor society

CARLSON'S CAREER KICKING STATS

YEAR	FG-A	Pct.	0-19	20-29	30-39	40-49	50+	PAT	PTS
2013	REDSHIRTED								
2014	18-24	.750	0-0	10-11	3-3	4-9	1-1	57-57	111
2015	23-27	.852	0-0	8-10	7-7	4-5	4-5	40-40	109
2016	26-30	.867	2-2	5-5	9-10	6-6	4-7	43-43	121
Total	67-81	.827	2-2	23-26	19-20	14-20	9-13	140-140	341

CARLSON'S CAREER PUNTING STATS

YEAR	G	NO	YDS	AVG	TB	FC	I20	50+	LPI/OPPONENT
2014	13	41	1724	42.0	1	9	13	4	62/Arkansas

CARLSON'S CAREER GAME HIGH STATS

	No.	Opponent
FG Attempts	6	LSU (2016)
FGs Made	6	LSU (2016)
Career Long	56	Louisville (2015)
Consecutive FG	16	Kentucky through Alabama (2015)
Most PAT	8	2x (last Idaho) (2015)
Consecutive PAT	140	Arkansas 2014 through current

2014 Field Goal Sequence - Made, (Missed)

ARKANSAS	(42), 45
SAN JOSE' STATE	27
at Kansas State	34,25
LOUISIANA TECH	(41), 25
LSU	46, 42
at Mississippi State	(28), 21, 22, 42
SOUTH CAROLINA	--
at Ole Miss	--
TEXAS A&M	30, (41)
at Georgia	--
SAMFORD	29
at Alabama	20, 24, 24, 20, 33
vs. Wisconsin	51, (44), (45)

2015 Field Goal Sequence - Made, (Missed)

vs. Louisville	56
JACKSONVILLE STATE	27, 49
at LSU	--
MISSISSIPPI STATE	(26), 30, 25, 51
SAN JOSE' STATE	(55), (25)
at Kentucky	34, 29, 52
at Arkansas	41
OLE MISS	52, 23, 33, 26
at Texas A&M	35, 30, 21, 31
GEORGIA	42, 38
IDAHO	--
ALABAMA	24, 44, (48)
vs. Memphis	20

2016 Field Goal Sequence - Made, (Missed)

CLEMSON	53, 32
ARKANSAS STATE	18, 37, 42
TEXAS A&M	37
LSU	51, 29, 29, 31, 37, 29
ULM	(56)
at Mississippi State	25
ARKANSAS	--
at Ole Miss	45, 32, 30, 47
VANDERBILT	45, 53, 33, (35)
at Georgia	--
ALABAMA A&M	41, (54), 19
at Alabama	42, 52, 39, (52), 27

CARLSON'S GAME-BY-GAME PUNTING STATS

DATE	OPPONENT	NO	YDS	AVG	IN20	Long
8/30/14	ARKANSAS	3	160	53.3	2	62
9/6/14	SAN JOSÉ STATE	2	80	40.0	0	41
9/18/14	at Kansas State	4	157	39.2	0	49
9/27/14	LOUISIANA TECH	4	154	38.5	0	49
10/4/14	LSU	3	122	40.7	1	45
10/11/14	at Mississippi State	6	257	42.8	2	49
10/25/14	SOUTH CAROLINA	2	70	35.0	1	42
11/1/14	at Ole Miss	3	107	35.7	1	47
11/8/14	TEXAS A&M	0	0	0.0	0	--
11/15/14	at Georgia	3	128	42.7	2	46
11/22/14	SAMFORD	5	224	44.8	2	50
11/29/14	at Alabama	2	82	41.0	0	44
1/1/15	Wisconsin (Outback)	4	183	45.8	2	55



TYLER

#67

CARR

OL

6-5 • 318 • RFr. • RS

Southside, Ala. (Southside)

Architecture

2016: Reserve offensive lineman ... has played in nine games

2015: Redshirted ... member of SEC Academic Honor Roll and Academic Top Tiger

HIGH SCHOOL: Outstanding offensive lineman for Coach Ron Daugherty at Southside High ... enrolled at Auburn in January ... ASWA Alabama Class 6A Line-man of the Year ... helped the Panthers advance to the second round of the Class 6A playoffs his senior season ... Alabama-Mississippi All-Star Game ... Rivals lists him as No. 4 in-state player ... 247 Sports ranks him as a top 25 offensive guard and top 16 player in Alabama ... ESPN ranks him No. 11 in Alabama and among the top 30 offensive linemen ... Scout lists him as the No. 2 line prospect in Alabama ... AL.com A-List No. 5 ... Rivals 250 Underclassman Challenge ... PrepStar top 100 ... also played basketball ... member of National Honor Society, Beta Club

PERSONAL: Son of Rhonda and Dr. Phillip Carr (an Auburn graduate) ... has a brother, Taylor ... birthday is July 7 ... studying in the College of Architecture



TYLER

#93

CARTER

DL

6-1 • 243 • RFr. • RS

Decatur, Ala. (Decatur)

Medical Laboratory Science

2016: Backup along the defensive line ... saw first action against ULM ... record-ed a tackle against Alabama A&M

2015: Did not see any game action

Player Bios

AT AUBURN: Joined the football program as a walk-on in spring, 2015
HIGH SCHOOL: Played defensive line for the Decatur Red Raiders and Coach Jere Adcock
PERSONAL: Birthday is March 22 ... son of Jovita Carter ... Major at Auburn: Medical Laboratory Science

CARTER'S CAREER DEFENSIVE STATS

YEAR	G/GS	TT	UT	AT	TFL-YDS	QBS-YDS	FF/FR	PD	QBH	INT
2016	3/0	1	1	0	0.0-0	0.0-0	0/0	0	0	0

CARTER'S CAREER GAME HIGH STATS

Tackles.....1 Alabama A&M 11/19/16



CEDRIC #43
CHAMBERS RB
 5-7 • 182 • R-Fr. • SQ
 Valley, Ala. (Valley)
 Business

2016: Reserve running back ... saw first action against Alabama A&M, gaining 20 yards on four carries

2015: Joined the Auburn program as a walk-on
HIGH SCHOOL: Running back who helped the Rams advance to the state playoffs for Coach Marshon Harper at Valley High ... also a baseball and track letterwinner ... member of FBLA ... received all-academic recognition

PERSONAL: Birthday is February 29 ... son of Gloria Bailey ... has two siblings, Kiani and Aiden ... studying in the College of Business

CHAMBER'S CAREER RUSHING STATS

YEAR	G/GS	NO	YDS	AVG	TD	LP/OPPONENT
2016	1/0	4	20	5.0	0	7/Alabama A&M

CHAMBER'S CAREER GAME HIGH STATS

Rush Attempts4 Alabama A&M 11/19/16
 Rush Yards20 Alabama A&M 11/19/16
 Rush Long7 Alabama A&M 11/19/16



MARLON #8
CHARACTER JR. DB
 6-0 • 181 • Fr. • HS
 Atlanta, Ga. (Grady)
 Business

2016: Redshirted
HIGH SCHOOL: Rangy safety prospect with plenty of size and outstanding ball skills ... 57 tackles, five interceptions his senior season for Coach Earthwind Moreland at Grady High ... first team GSWA Class 4A all-state ... South Fulton all-metro and AJC all-city ... Rivals 250, Scout 300, PrepStar 350 ... also a track letterman

PERSONAL: Birthday is December 8 ... son of Cassie and Marlon Character Sr. ... has a brother, Myles, and a sister, Chelsea ... studying in the College of Business



NICK #91
COE DL
 6-6 • 255 • Fr. • HS
 Asheboro, N.C. (Asheboro)
 Science & Math

2016: Redshirted

HIGH SCHOOL: Dominating defensive end prospect with great athleticism ... 68 tackles, 15 TFL as a senior for Coach Owen George at Asheboro High, taking the Blue Comets to the second round of the state playoffs ... 34 career TFL ... first team all-state ... 247 Sports and Rivals rank him among top 12 prospects in North Carolina ... No. 13 at SDE by 247 Sports ... USA Today all-state ... state wrestling champion at 285 lbs. and won two NHSCA national titles

PERSONAL: Birthday is August 12 ... son of Etta Jackson ... has two siblings, Isaiah and Ieysha ... studying in the College of Science and Math



BYRON #9
COWART DE
 6-3 • 276 • So. • 1L
 Seffner, Fla. (Armwood)
 Liberal Arts

2016: Played in 10 games at defensive end ... forced a Texas A&M fumble ... two tackles against ULM ... TFL, two tackles against Arkansas ... missed Alabama A&M, Alabama games with injury

2015: True freshman who was in the rotation at defensive end ... played in every game ... saw first action against Louisville, assisting on two tackles ... tackle, two QB hurries vs. Idaho ... Academic Top Tiger

HIGH SCHOOL: Nation's top defensive prospect ... led the Armwood Hawks to the state championship game as a junior and senior ... 185 career tackles, 29 sacks ... Under Armour All-America Game ... nation's top-ranked recruit by ESPN and Rivals ... Scout and 247 Sports rank him first among recruits at his position nationally ... USA Today All-USA ... Florida Class 6A player of the year ... Tampa Bay Times Blue Chipper of the Year ... PrepStar top 10 ... also a basketball and track letterman

PERSONAL: Son of Lacoria Wilson ... birthday is May 20 ... studying in the College of Liberal Arts

COWART'S CAREER DEFENSIVE STATS

YEAR	G/GS	TT	UT	AT	TFL-YDS	QBS-YDS	FF/FR	PD	I/YDS
2015	13/0	6	1	5	0.0-0	0.0-0	0/0	0	0/0
2016	10/0	6	5	1	1.0-2	0.0-0	1/0	0	0/0
Total	23/0	12	6	6	1.0-2	0.0-0	1/0	0	0/0

COWART'S CAREER GAME HIGH STATS

Tackles.....2 3x (last: Arkansas) 10/22/16
 TFL.....1.0 Arkansas 10/22/16
 FF.....1 Texas A&M 9/17/16

COWART'S GAME-BY-GAME DEFENSIVE STATS

DATE	OPPONENT	TT	UT	AT	TFL-YDS	QBS-YDS
9/5/15	vs. Louisville	2	0	2	0.0-0	0.0-0
9/12/15	JACKSONVILLE STATE	0	0	0	0.0-0	0.0-0
9/19/15	at LSU	1	0	1	0.0-0	0.0-0
9/26/15	MISSISSIPPI STATE	1	0	1	0.0-0	0.0-0
10/3/15	SAN JOSE STATE	0	0	0	0.0-0	0.0-0
10/15/15	at Kentucky	0	0	0	0.0-0	0.0-0
10/24/15	at Arkansas	0	0	0	0.0-0	0.0-0
10/31/15	OLE MISS	0	0	0	0.0-0	0.0-0

Player Bios


11/7/15	at Texas A&M	1	0	1	0.0-0	0.0-0
11/14/15	GEORGIA	0	0	0	0.0-0	0.0-0
11/21/15	IDAHO	1	1	0	0.0-0	0.0-0
11/28/15	ALABAMA	0	0	0	0.0-0	0.0-0
12/30/15	vs. Memphis (Bham)	0	0	0	0.0-0	0.0-0

DATE	OPPONENT	TT	UT	AT	TFL-YDS	QBS-YDS
9/3/16	CLEMSON	1	0	1	0.0-0	0.0-0
9/10/16	ARKANSAS STATE	0	0	0	0.0-0	0.0-0
9/17/16	TEXAS A&M	1	1	0	0.0-0	0.0-0
9/24/16	LSU	0	0	0	0.0-0	0.0-0
10/1/16	ULM	2	2	0	0.0-0	0.0-0
10/8/16	at Mississippi State	0	0	0	0.0-0	0.0-0
10/22/16	ARKANSAS	2	2	0	1.0-2	0.0-0
10/29/16	at Ole Miss	0	0	0	0.0-0	0.0-0
11/5/16	VANDERBILT	0	0	0	0.0-0	0.0-0
11/12/16	at Georgia	0	0	0	0.0-0	0.0-0
11/19/16	ALABAMA A&M				DID NOT PLAY	
11/28/16	at Alabama				DID NOT PLAY	

Rec. Long.....	15	Vanderbilt	11/5/16
Pass Comp.....	1	at Alabama	11/26/16
Pass Attempts.....	2	at Alabama	11/26/16

COX'S GAME-BY-GAME RUSHING STATS

DATE	OPPONENT	ATT	YDS	Avg.	TD	TD YDS
9/3/16	* CLEMSON	4	6	1.5	0	--
9/10/16	ARKANSAS STATE	1	0	0.0	0	--
9/17/16	* TEXAS A&M	0	0	0.0	0	--
9/24/16	* LSU	0	0	0.0	0	--
10/1/16	* ULM	0	0	0.0	0	--
10/8/16	* at Mississippi State	0	0	0.0	0	--
10/22/16	* ARKANSAS	0	0	0.0	0	--
10/29/16	at Ole Miss	0	0	0.0	0	--
11/5/16	* VANDERBILT	0	0	0.0	0	--
11/12/16	* at Georgia	1	6	6.0	0	--
11/19/16	ALABAMA A&M				DID NOT PLAY	
11/26/16	at Alabama	0	0	0.0	0	--



CHANDLER #27
COX FB
6-1 • 236 • So. • 1L
Apopka, Fla. (Apopka)
Liberal Arts

CAREER: Played in 24 games with 19 career starts ... seven career receptions
2016: Versatile backfield athlete that sees time at H-back, tailback and wildcat ... played in 11 games with eight starts as a sophomore ... had four carries for six yards rushing against Clemson, his first career carries ... two receptions at Mississippi State ... 7-yard catch vs. Arkansas ... 15-yard reception vs. Vanderbilt ... missed Alabama A&M game with injury

2015: True freshman who earned 10 starts at fullback ... first career reception was a 6-yarder from Jeremy Johnson vs. Jacksonville State ... SEC Academic Honor Roll and Academic Top Tiger

HIGH SCHOOL: Versatile offensive weapon for Coach Rick Darlington at Apopka High ... nearly 3,000 total offense yards during his career, with 21 rushing and 15 passing touchdowns the past two seasons ... U.S. Army All-American Bowl invitee ... helped the Blue Darters to the Florida Class 8A state championship as a senior and sophomore and state runner-up spot as a junior ... Orlando Sentinel Central Florida Super 60 ... 247 Sports No. 2 fullback and Florida top 55 players ... Scout top-ranked fullback prospect ... ESPN No. 10 TE/H-back ... Rivals top 50 Florida players

PERSONAL: Son of Sherri and Darin Anderson and Tom and Gretchen Cox; Tom played football at Southern California ... brother Dakota plays football at New Mexico and brother Jordan played baseball at Cal Lutheran ... also has a brother Asher and a sister Halle ... birthday is July 29 ... studying in the College of Liberal Arts

COX'S CAREER RUSHING STATS

YEAR	G/GS	NO	YDS	AVG	TD	LPI/OPPONENT
2015	13/10	0	0	0.0	0	--
2016	11/8	6	12	2.0	0	6/Georgia
Total	24/18	6	12	2.0	0	6/Georgia

COX'S CAREER RECEIVING STATS

YEAR	G/GS	NO	YDS	AVG	TD	LPI/OPPONENT
2015	13/10	3	25	8.3	0	10/Mississippi State
2016	11/8	4	41	10.2	0	15/Vanderbilt
Total	24/18	7	66	9.4	0	15/Vanderbilt


COX'S CAREER GAME HIGH STATS

Rush Attempts.....	4	Clemson	9/3/16
Rush Yds.....	6	2x (last: at Georgia)	11/12/16
Rush Long.....	6	at Georgia	11/12/16
Receptions.....	2	at Mississippi State	10/8/16
Receiving Yds.....	19	at Mississippi State	10/8/16

COX'S GAME-BY-GAME RECEIVING STATS

DATE	OPPONENT	REC	YDS	AVG	TD	TD YDS
9/5/15	* vs. Louisville	0	0	0.0	0	--
9/12/15	* JACKSONVILLE STATE	1	6	6.0	0	--
9/19/15	* at LSU	0	0	0.0	0	--
9/26/15	MISSISSIPPI STATE	1	10	10.0	0	--
10/3/15	SAN JOSE STATE	0	0	0.0	0	--
10/15/15	* at Kentucky	0	0	0.0	0	--
10/24/15	* at Arkansas	0	0	0.0	0	--
10/31/15	* OLE MISS	1	9	9.0	0	--
11/7/15	* at Texas A&M	0	0	0.0	0	--
11/14/15	* GEORGIA	0	0	0.0	0	--
11/21/15	IDAHO	0	0	0.0	0	--
11/28/15	* ALABAMA	0	0	0.0	0	--
12/30/15	vs. Memphis (Bham)	0	0	0.0	0	--

DATE	OPPONENT	ATT	YDS	Avg.	TD	TD YDS
9/3/16	* CLEMSON	0	0	0.0	0	--
9/10/16	ARKANSAS STATE	0	0	0.0	0	--
9/17/16	* TEXAS A&M	0	0	0.0	0	--
9/24/16	* LSU	0	0	0.0	0	--
10/1/16	* ULM	0	0	0.0	0	--
10/8/16	* at Mississippi State	2	19	9.5	0	--
10/22/16	* ARKANSAS	1	7	7.0	0	--
10/29/16	at Ole Miss	0	0	0.0	0	--
11/5/16	* VANDERBILT	1	15	15.0	0	--
11/12/16	* at Georgia	0	0	0.0	0	--
11/19/16	ALABAMA A&M				DID NOT PLAY	
11/26/16	at Alabama	0	0	0.0	0	--



NATE #3
CRAIG-MYERS WR
6-2 • 204 • Fr. • HS
Dade City, Fla. (Tampa Catholic)
Education

2016: True freshman receiver who saw his first career action vs. Clemson ... first career catch was a 9-yard reception from Sean White vs. Arkansas State ... first TD catch came against ULM, a 39-yard completion from John Franklin III ... 10-yard one-handed reception vs. Arkansas ... made first start at Ole Miss ... Preseason: all-SEC fourth team (Phil Steele)

HIGH SCHOOL: Receiver who gained 1,018 receiving yards, 16 TD as a senior for Coach Mike Gregory at Tampa Catholic ... Under Armour All-America Game ... Tampa Tribune all-Tampa area ... Tampa Bay Times HomeTeam 100 ... Class 3A all-state ... USA Today, MaxPreps All-America ... Tampa Bay Blue Chip player of the year ... ranked among nation's top 10 WR by ESPN (2), Rivals (3), 247 Sports (6), Scout (8) ... top 10 prospects in Florida

PERSONAL: Birthday is October 4 ... son of Nicki Craig and Robert Myers ... has eight siblings, Josh, Trey, Jayvaughn, Robert, Eric, Kionna, Robyn and Alisha

Player Bios

... brother Josh Johnson played at Purdue and for the NFL Jacksonville Jaguars ... brother Trey Dudley-Giles played football at UMass ... brother Jayvaughn Myers is a teammate at Auburn ... studying in the College of Education

CRAIG-MYERS' CAREER RECEIVING STATS

YEAR	G/GS	NO	YDS	AVG	TD	LP/OPPONENT
2016	10/1	3	58	19.3	1	39/ULM

CRAIG-MYERS' CAREER GAME HIGH STATS

Receptions	1	3x (last: Arkansas)	10/22/16
Receiving Yds	39	ULM	10/1/16
Rec. Long	39	ULM	10/1/16
Rec. TDs	1	ULM	10/1/16

CRAIG-MYERS' GAME-BY-GAME RECEIVING STATS

DATE	OPPONENT	ATT	YDS	AVG	TD	TD YDS
9/3/16	CLEMSON	0	0	0.0	0	--
9/10/16	ARKANSAS STATE	1	9	9.0	0	--
9/17/16	TEXAS A&M	0	0	0.0	0	--
9/24/16	LSU	0	0	0.0	0	--
10/1/16	ULM	1	39	39.0	1	--
10/8/16	at Mississippi State	0	0	0.0	0	--
10/22/16	ARKANSAS	1	10	10.0	0	--
10/29/16	* at Ole Miss	0	0	0.0	0	--
11/5/16	VANDERBILT	0	0	0.0	0	--
11/12/16	at Georgia			DID NOT PLAY		
11/19/16	ALABAMA A&M	0	0	0.0	0	--
11/26/16	at Alabama			DID NOT PLAY		



CHASE #84
CRAMER FB
5-10 • 208 • RFr. • HS
Orlando, Fla. (The First Academy)
Education

2016: Reserve fullback ... saw his first career action against Alabama A&M

HIGH SCHOOL: Received the Coaches' Award at The First Academy ... versatile performer for Coach Leroy Kincaid and the Royals ... also lettered in track ... Honor Roll ... FCA leader

PERSONAL: Birthday is March 4 ... son of Tanya and Curtis Cramer ... father played college basketball ... has two siblings, Curt and Abby ... studying in the College of Education



XAVIER #52
DAMPEER OL
6-2 • 310 • Sr. • 1L
Mendenhall, Miss. (Copiah-Lincoln CC)
Master's Degree

CAREER: Has played in 12 games at Auburn

2016: Veteran offensive lineman ... starter at center for the first four games ... sat out the ULM and Mississippi State games with injury ... played in six games this season

2015: Backup center ... injured before Kentucky game and missed the remainder of the regular season ... received his bachelor's degree at December commencement

2014: Saw action in five games at center on the offensive line

JUNIOR COLLEGE/HIGH SCHOOL: Offensive lineman with quick, strong hands and excellent feet ... enrolled at Auburn in January ... earned NJCAA all-re-

gion and all-state honors in 2013 at Copiah-Lincoln for coach Glenn Davis and offensive line coach Robert McFarland ... played defensive tackle as a freshman and center as a sophomore ... MACJC most valuable offensive lineman ... selected for MACJC all-star game ... 84 tackles, 9 TFL for Coach Danny Peterson at Mendenhall High ... placed sixth in shot put at state championship meet ... also a competitive powerlifter and a soccer letterman ... 247sports No. 1 JUCO center, Top 175 overall ... Rivals Top 100 JUCO ... PrepStar JUCO All-America ... Mississippi Scholar, honors graduate

PERSONAL: Birthday is May 29 ... son of Shirley Dampeer and the late Anthony Dampeer ... has four siblings: Shiree, Keenya, Anthony (played at Co-Lin CC) and Cristal ... received his bachelor's degree in December, 2015, and earned a master's in the College of Education in December, 2016



MARLON #3
DAVIDSON DL
6-3 • 273 • Fr. • HS
Greenville, Ala. (Greenville)
Education

2016: SEC All-Freshman team (coaches, Athlon) ... started all 12 games ... first true freshman to start the season opener on the defensive line in the last 30 years ... 35 tackles for the season ... first tackle came against Clemson ... 7-yard sack, three tackles vs. Arkansas State ... four tackles, TFL against Texas A&M ... TFL, two tackles vs. LSU ... two tackles vs. ULM ... sack, forced a fumble and five tackles at Mississippi State ... fumble recovery, two tackles, two PBU, TFL, two QB hurries against Arkansas ... four solo stops at Ole Miss ... four tackles, TFL vs. Vanderbilt ... three tackles at Georgia ... three tackles, PBU, QB hurry vs. Alabama A&M ... two solo stops at Alabama

HIGH SCHOOL: One of the nation's top defensive prospects who makes impact plays ... January enrollee in sports management ... recorded 65 tackles, 19 TFL, 8 sacks, 4 forced fumbles, 3 fumble recoveries, a pair of interceptions and two defensive touchdowns as a senior for Coach Josh McLendon at Greenville High ... Under Armour All-America Game ... Alabama-Mississippi All-Star Game ... ASWA Super 12 and Class 5A lineman of year ... Rivals Top 25 and No. 2 in Alabama ... No. 4 SDE by 247 Sports ... PrepStar 150 ... USA Today, MaxPreps All-America ... also a basketball letterman

PERSONAL: Son of Marvin Davidson Sr. and the late Cynthia Carter ... has three siblings: Terrance, Ken and Marvin III ... brother Ken Carter was an Auburn defensive lineman (2010-13) ... birthday is May 11 ... studying in the College of Education

DAVIDSON'S CAREER DEFENSIVE STATS

YEAR	G/GS	TT	UT	AT	TFL-YDS	QBS-YDS	FF/FR	PD	I/YDS
2016	12/12	35	21	14	6.0-24	2.5-16	1/1	3	0/0

DAVIDSON'S CAREER GAME HIGH STATS

Tackles	5	at Mississippi State	10/8/16
TFL	1.0	5x (last: Vanderbilt)	11/5/16
Sacks	1.0	2x (last: at Miss. State)	10/8/16
FF	1	at Mississippi State	10/8/16
FR	1	Arkansas	10/22/16

DAVIDSON'S GAME-BY-GAME DEFENSIVE STATS

DATE	OPPONENT	TT	UT	AT	TFL-YDS	QBS-YDS
9/3/16	* CLEMSON	1	1	0	0.0-0	0.0-0
9/10/16	* ARKANSAS STATE	3	2	1	1.0-7	1.0-7
9/17/16	* TEXAS A&M	4	2	2	0.5-0	0.0-0
9/24/16	* LSU	2	0	2	0.5-1	0.5-1
10/1/16	* ULM	2	1	1	0.0-0	0.0-0
10/8/16	* at Mississippi State	5	2	3	1.0-8	1.0-8
10/22/16	* ARKANSAS	2	2	0	1.0-6	0.0-0
10/29/16	* at Ole Miss	4	4	0	1.0-1	0.0-0
11/5/16	* VANDERBILT	4	3	1	1.0-1	0.0-0
11/12/16	* at Georgia	3	1	2	0.0-0	0.0-0
11/19/16	* ALABAMA A&M	3	1	2	0.0-0	0.0-0
11/28/16	* at Alabama	2	2	0	0.0-0	0.0-0

Player Bios



CARLTON DAVIS #6 DB
6-1 • 195 • So. • 1L
Miami, Fla. (Miami Norland)
Business

CAREER: Has played in 24 games with 19 starts ... 98 career tackles ... three INT
2016: All-SEC third team (Athlon) ... Second-year starter at cornerback ... 42 tackles on season ... had six tackles, PBU against Clemson ... four solo tackles, TFL against Arkansas State ... four tackles, PBU against Texas A&M ... three solo stops vs. LSU ... three PBU at Mississippi State ... two solo tackles against Arkansas ... recorded seven tackles at Ole Miss ... six tackles, two PBU vs. Vanderbilt ... three tackles, TFL at Georgia ... missed Alabama A&M game with injury ... forced an Alabama fumble and recorded five solo tackles against the Crimson Tide ... Preseason: all-SEC third team (Athlon, Lindy's)

2015: True freshman starter at cornerback ... 24/7 Sports Freshman All-American ... SEC All-Freshman team honoree ... first SEC all-freshman defensive back for Auburn since Daren Bates in 2009 ... his three interceptions are the most of any SEC freshman ... saw first action against Louisville, recording one tackle ... pair of stops against Jacksonville State ... first start came against Mississippi State, forcing a fumble and recording six tackles ... first career interception vs. San José State ... interception and two tackles at Kentucky ... eight tackles, three PBU at Arkansas ... career best nine tackles, TFL vs. Ole Miss ... interception, two tackles at Texas A&M ... five tackles vs. Georgia ... two tackles, two PBU vs. Idaho ... seven tackles, two PBU vs. Alabama ... 11 tackles, TFL against Memphis in the Birmingham Bowl ... Academic Top Tiger

HIGH SCHOOL: Outstanding cornerback prospect from South Florida ... 50 tackles and six interceptions as a senior for Coach Daryle Heidelberg ... Semper Fidelis All-American Bowl ... Class 6A all-state and first team all-Dade ... MVP of the Chick-fil-A Battle of the Borders ... Rivals and 247 Sports rank him among the top 25 prospects in Florida ... PrepStar all-South ... district 100m/200m dash finalist ... member of the gifted student program

PERSONAL: Son of Sonia Mannings and Carlton Davis II ... birthday is December 31 ... studying in the College of Business

C. DAVIS' CAREER DEFENSIVE STATS

YEAR	G/GS	TT	UT	AT	TFL-YDS	QBS-YDS	FF/FR	PD	I/YDS
2015	13/9	56	38	18	2.0-6	0.5-3	1/0	11	3/0
2016	11/10	42	35	7	2.0-8	0.0-0	1/0	10	0/0
Total	24/19	98	73	25	4.0-14	0.5-3	2/0	21	3/0

C. DAVIS' CAREER GAME HIGH STATS

Tackles.....	11	Memphis	12/30/15
TFL.....	1.0	4x (last: at Georgia)	11/12/16
Interceptions.....	1	3x (last: Texas A&M)	11/7/15
PBU.....	3	2x (last: at Miss. State)	10/8/16
FF.....	1	2x (last: at Alabama)	10/26/16

C. DAVIS' GAME-BY-GAME DEFENSIVE STATS

DATE	OPPONENT	TT	UT	AT	PD	INT-YDS
9/5/15	vs. Louisville	1	1	0	0	0-0
9/12/15	JACKSONVILLE STATE	2	2	0	1	0-0
9/19/15	at LSU	0	0	0	0	0-0
9/26/15	* MISSISSIPPI STATE	6	5	1	0	0-0
10/3/15	SAN JOSE' STATE	1	0	1	0	1-0
10/15/15	* at Kentucky	2	2	0	0	1-0
10/24/15	* at Arkansas	8	5	3	3	0-0
10/31/15	* OLE MISS	9	7	2	0	0-0
11/7/15	* at Texas A&M	2	1	1	0	1-0
11/14/15	* GEORGIA	5	3	2	0	0-0
11/21/15	* IDAHO	2	1	1	2	0-0
11/28/15	* ALABAMA	7	5	2	2	0-0
12/30/15	* vs. Memphis (Bham)	11	6	5	0	0-0

DATE	OPPONENT	TT	UT	AT	PD	INT-YDS
9/3/16	* CLEMSON	6	5	1	1	0-0
9/10/16	* ARKANSAS STATE	4	4	0	0	0-0
9/17/16	* TEXAS A&M	4	4	0	1	0-0
9/24/16	* LSU	3	3	0	1	0-0
10/1/16	* ULM	1	1	0	1	0-0
10/8/16	at Mississippi State	1	0	1	3	0-0
10/22/16	* ARKANSAS	2	2	0	1	0-0
10/29/16	* at Ole Miss	7	6	1	0	0-0
11/5/16	* VANDERBILT	6	3	3	2	0-0
11/12/16	* at Georgia	3	2	1	0	0-0
11/19/16	* ALABAMA A&M				DID NOT PLAY	
11/28/16	* at Alabama	5	5	0	0	0-0



DESHAUN DAVIS #57 LB
5-11 • 239 • So. • 1L
Prichard, Ala. (Vigor)
Liberal Arts

2016: Has started every game ... 55 tackles for the season ... earned his first start against Clemson, recording five tackles, two QB hurries ... three tackles vs. Arkansas State ... leading tackler with six stops, TFL vs. Texas A&M ... two tackles, PBU vs. LSU ... five tackles against ULM ... three tackles at Mississippi State ... five tackles, TFL against Arkansas ... career-best 10 tackles at Ole Miss ... six tackles, TFL, PBU at Georgia ... team-best 10 tackles with four TFL at Alabama, the most TFL by an Auburn player since 2009

2015: Redshirt freshman providing depth at linebacker and seeing action on special teams ... two tackles, TFL at LSU ... two stops at Texas A&M

2014: Redshirted for the Tigers ... Academic Top Tiger

HIGH SCHOOL: Defender with great fundamentals and instincts for the ball ... missed his senior season with a knee injury ... 138 tackles, 15 TFL, 6 forced fumbles as a junior ... high school coach was Ashley Johnson ... AL.com A-List ... all-state and all-region as a sophomore and junior ... 2012 regional linebacker of the year ... O-D All-American Bowl; invited to 2014 U-19 International Bowl ... also a basketball and baseball letterman ... ESPN No. 14 linebacker ... 247sports No. 21 LB ... Scout No. 43 LB ... PrepStar all-Southeast

PERSONAL: Son of Constance Davis Jefferson and Delmico Williams ... has three siblings: Ray, Darrell and Miracle ... birthday is December 31 ... studying in the College of Liberal Arts

D. DAVIS' CAREER DEFENSIVE STATS

YEAR	G/GS	TT	UT	AT	TFL-YDS	QBS-YDS	FF/FR	PD	I/YDS
2014									
2015	12/0	5	1	4	0.5-0	0.0-0	0/0	0	0/0
2016	12/12	55	29	26	7.0-14	0.0-0	0/0	3	0/0
Total	24/12	60	30	30	7.5-14	0.0-0	0/0	3	0/0

D. DAVIS' CAREER GAME HIGH STATS

Tackles.....	10	2x (last: at Alabama)	11/26/16
TFL.....	4.0	at Alabama	11/26/16
PBU.....	1	3x (last: at Georgia)	11/12/16

D. DAVIS' GAME-BY-GAME DEFENSIVE STATS

DATE	OPPONENT	TT	UT	AT	PD	INT-YDS
9/5/15	vs. Louisville	0	0	0	0	0-0
9/12/15	JACKSONVILLE STATE	0	0	0	0	0-0
9/19/15	at LSU	2	0	2	0	0-0
9/26/15	MISSISSIPPI STATE	0	0	0	0	0-0
10/3/15	SAN JOSE' STATE	0	0	0	0	0-0
10/15/15	at Kentucky	0	0	0	0	0-0
10/24/15	at Arkansas	0	0	0	0	0-0
10/31/15	OLE MISS	0	0	0	0	0-0
11/7/15	at Texas A&M	2	0	2	0	0-0
11/14/15	GEORGIA	0	0	0	0	0-0
11/21/15	IDAHO	1	1	0	0	0-0
11/28/15	ALABAMA				DID NOT PLAY	
12/30/15	vs. Memphis (Bham)	0	0	0	0	0-0

Player Bios

DATE	OPPONENT	TT	UT	AT	TFL-YDS	PD
9/3/16	* CLEMSON	5	2	3	0.5-1	1
9/10/16	* ARKANSAS STATE	3	1	2	0.0-0	0
9/17/16	* TEXAS A&M	6	3	3	0.5-1	0
9/24/16	* LSU	2	1	1	0.0-0	1
10/1/16	* ULM	5	4	1	0.0-0	0
10/8/16	* at Mississippi State	3	0	3	0.0-0	0
10/22/16	* ARKANSAS	5	2	3	1.0-1	0
10/29/16	* at Ole Miss	10	5	5	0.0-0	0
11/5/16	* VANDERBILT	0	0	0	0.0-0	0
11/12/16	* at Georgia	6	4	2	1.0-1	1
11/19/16	* ALABAMA A&M	0	0	0	0.0-0	0
11/28/16	* at Alabama	10	7	3	4.0-10	0



KYLE DAVIS #11
WR
6-2 • 219 • Fr. • HS
Loganville, Ga. (Archer)
Education

2016: Played in 12 games with one start ... True freshman receiver ... 11 receptions for 235 yards, two scores this season ... 235 receiving yards are ninth most by an Auburn freshman ... 11 catches is just outside top 20 ... 43-yard reception from Sean White vs. Clemson was his first career catch and the longest reception by an Auburn freshman since 2002 ... 42-yard one-handed grab against Arkansas State was a SportsCenter play of the day ... 11-yard catch vs. Texas A&M ... pair of acrobatic 12-yard receptions vs. LSU ... 48-yard TD catch from Sean White vs. ULM for first career score ... pair of 17-yard catches at Mississippi State ... 14-yard TD reception vs. Alabama A&M from Jeremy Johnson

HIGH SCHOOL: Athletic receiver who ranks among the most skilled nationally at that position ... January enrollee in kinesiology ... career totals of 1,499 receiving yards and 18 TD ... all-county, all Gwinnett metro and all-state honoree for Coach Andy Dyer ... Under Armour All-America Game ... MVP of The Opening ... top 10 WR prospect by 247 Sports and ESPN ... Scout, Rivals top 140 ... USA Today all-state ... also a track and basketball letterman ... peer leader at Archer High

PERSONAL: Son of Ron and Zina Davis ... has three siblings, Robie, Laura and Cody ... father ran track at Middle Tennessee ... birthday is January 14 ... studying in the College of Education

K. DAVIS' CAREER RECEIVING STATS

YEAR	G/GS	NO	YDS	AVG	TD	LPI/OPPONENT
2016	12/1	11	235	21.4	2	48/ULM

K. DAVIS' CAREER GAME HIGH STATS

Receptions	2	3x (last: at Miss. State)	10/8/16
Receiving Yds	58	ULM	10/1/16
Rec. Long	48	ULM	10/1/16
Rec. TDs	1	2x (last: vs. Ala. A&M)	11/19/16

K. DAVIS' GAME-BY-GAME RECEIVING STATS

DATE	OPPONENT	ATT	YDS	Avg.	TD	TD YDS
9/3/16	CLEMSON	1	43	43.0	0	--
9/10/16	ARKANSAS STATE	1	42	42.0	0	--
9/17/16	TEXAS A&M	1	11	11.0	0	--
9/24/16	LSU	2	24	12.0	0	--
10/1/16	ULM	2	58	29.0	1	48
10/8/16	at Mississippi State	2	34	17.0	0	--
10/22/16	ARKANSAS	0	0	0.0	0	--
10/29/16	at Ole Miss	1	9	9.0	0	--
11/5/16	VANDERBILT	0	0	0.0	0	--
11/12/16	at Georgia	0	0	0.0	0	--
11/19/16	* ALABAMA A&M	1	14	14.0	1	14
11/26/16	at Alabama	0	0	0.0	0	--



JAVARIS DAVIS #31
DB
5-10 • 182 • RFr. • RS
Jacksonville, Fla. (Ed White)
Liberal Arts

2016: Freshman All-America (Sports on Earth) ... SEC All-Freshman team (coaches, Athlon) ... played in 12 games with four starts ... 32 tackles on the season ... earned his first college start vs. Clemson, recording four solo tackles ... two tackles vs. Arkansas State ... two solo stops vs. Texas A&M ... interception against ULM ... five tackles, TFL, PBU at Mississippi State ... interception, two tackles against Arkansas ... four tackles, TFL at Ole Miss ... five tackles, 2 PBU at Georgia ... sack, two tackles vs. Alabama A&M ... had six tackles, three TFL at Alabama

2015: Redshirted

HIGH SCHOOL: Swift, physical defender who can make an impact at corner ... first team Class 6A all-state for Coach Paul Pierson ... also played running back and receiver for the Commanders ... Times-Union Top 25 ... all-Gateway and Jacksonville player of the year ... Rivals and 247 Sports have him among top 50 Florida prospects ... top 10 CB in South according to Scout ... PrepStar all-South ... state runner-up at 100 meters and 4x100 relay

PERSONAL: Birthday is December 26 ... son of Francaesca Davis ... has three siblings: Javon, India and William ... cousins Vontae Davis and Vernon Davis and uncle Keith Frazier all played in NFL ... studying in the College of Liberal Arts

J. DAVIS' CAREER DEFENSIVE STATS

YEAR	G/GS	TT	UT	AT	TFL-YDS	QBS-YDS	FF/FR	PD	IYDS
2016	12/4	32	26	6	6.0-14	1.0-6	0/0	8	2/0

J. DAVIS' CAREER GAME HIGH STATS

Tackles	6	at Alabama	11/26/16
TFL	3.0	at Alabama	11/26/16
Sacks	1.0	vs. Alabama A&M	11/19/16
Interceptions	1	2x (last: Arkansas)	10/22/16
PBU	2	2x (last: at Georgia)	11/12/16

J. DAVIS' GAME-BY-GAME DEFENSIVE STATS

DATE	OPPONENT	TT	UT	AT	PD	INT-YDS
9/3/16	* CLEMSON	4	4	0	0	0-0
9/10/16	ARKANSAS STATE	2	1	1	0	0-0
9/17/16	TEXAS A&M	2	2	0	2	0-0
9/24/16	LSU	0	0	0	0	0-0
10/1/16	ULM	0	0	0	0	1-0
10/8/16	* at Mississippi State	5	4	1	1	0-0
10/22/16	ARKANSAS	2	1	1	1	1-0
10/29/16	at Ole Miss	4	3	1	0	0-0
11/5/16	VANDERBILT	0	0	0	0	0-0
11/12/16	at Georgia	5	4	1	2	0-0
11/19/16	* ALABAMA A&M	2	2	0	0	0-0
11/28/16	* at Alabama	6	5	1	0	0-0

Player Bios



MARCUS #80
DAVIS WR
 5-9 • 180 • Sr. • 3L
 Boynton Beach, Fla. (American Heritage Boca-Delray)
 Liberal Arts

CAREER: Has played in 50 career games with 15 starts ... 50 games played is fourth among active roster and tops for offensive skill positions ... 83 career receptions - tops on active roster ... eighth all-time at Auburn in punt return average (9.76)

2016: Third-year starter at receiver ... had two catches against Arkansas State ... three receptions vs. Texas A&M and LSU ... 33-yard reception at Ole Miss ... two catches vs. Vanderbilt ... missed Alabama A&M, Alabama games with injury ... team captain ... Preseason: all-SEC third team (SEC coaches) ... August graduate in communication

2015: Veteran receiver ... 30 receptions for season with 181 yards ... 22-yard catch from Sean White vs. Mississippi State ... five catches for career-high 49 yards at Kentucky ... game captain at Arkansas ... two catches gained 20 yards vs. Ole Miss ... 9-yard TD catch from Jeremy Johnson at Texas A&M ... career-best eight receptions vs. Georgia gained 31 yards ... three catches against Idaho for 22 yards ... two receptions and six punt returns for 94 yards vs. Memphis in Birmingham Bowl

2014: Played in 13 games with three starts ... 13 receptions for 92 yards ... caught a 17-yard touchdown at Ole Miss ... season high four receptions for 21 yards at Alabama ... returned two punts for 31 yards against Louisiana Tech ... two catches vs. Wisconsin in the Outback Bowl gained 21 yards

2013: True freshman who increased his role in the passing game ... 23 receptions, 1 TD for season ... 18-yard TD reception from Nick Marshall vs. Arkansas State came on his first collegiate catch ... four receptions for 38 yards on game-winning drive vs. Mississippi State; six total catches vs. the Bulldogs ... two catches for 21 yards at LSU ... three catches against Ole Miss ... key 27-yard catch on game-winning drive at Texas A&M ... team-best four catches vs. Florida Atlantic gained 30 yards; also returned two punts ... three catches against Georgia ... 26-yard reception in BCS title game vs. Florida State ... SEC First-Year Academic Honor Roll

HIGH SCHOOL: Graduate of American Heritage Boca-Delray High ... team had 12-1 record his junior year and advanced to state semifinals with an 11-1 mark as a senior ... threw for 1,019 yards, 15 touchdowns and two interceptions in 2012 for Coach Stacy Sizemore; he also ran for 846 yards and eight touchdowns ... Florida Class 3A all-state ... Rivals.com ranks him No. 41 nationally ... No. 95 by Scout ... No. 90 DB by 247Sports ... Prep and Sports Florida-Georgia all-star game

PERSONAL: Birthday is May 12 ... son of Craig Davis and grandson of Kat Paterrick ... studying in the College of Liberal Arts

M. DAVIS' CAREER RECEIVING STATS

YEAR	G/GS	NO	YDS	AVG	TD	LP/OPPONENT
2013	14/1	23	217	9.4	1	27/Texas A&M
2014	13/3	13	92	7.1	1	17/Ole Miss
2015	13/7	30	181	6.0	1	22/Mississippi State
2016	10/4	17	160	9.4	0	33/Ole Miss
Total	50/15	83	650	7.8	3	

M. DAVIS' CAREER PUNT RETURN STATS

YEAR	G/GS	NO	YDS	AVG	TD	LP/OPPONENT
2013	14/1	2	2	1.0	0	7/Fla Atlantic
2014	13/3	2	31	15.5	0	19/LA Tech
2015	13/7	15	179	11.9	0	56/Memphis
2016	10/4	10	71	7.1	0	25/ULM
Total	50/15	29	283	9.8	0	

M. DAVIS' CAREER GAME HIGH STATS

Receptions	8	Georgia	11/14/15
Rec. Yards	56	Clemson	9/3/16
Rec. Long	33	at Ole Miss	10/29/16
Rec. TDs	1	3x (last at Texas A&M)	11/7/15
Rush Attempts	1	2x (last vs. Mississippi St.)	9/26/15
Rush Yards	2	at Alabama	11/29/14
Rush Long	2	at Alabama	11/29/14
Punt Ret	6	vs. Memphis	12/30/15
Punt Ret Yds	94	vs. Memphis	12/30/15
Punt Ret Long	56	vs. Memphis	12/30/15
AP Yards	101	vs. Memphis	12/30/15
Career TDs	3		

M. DAVIS' GAME-BY-GAME RECEIVING STATS

DATE	OPPONENT	REC	YDS	AVG	TD	TD YDS
8/31/13	WASHINGTON STATE	0	0	0.00	0	--
9/7/13	ARKANSAS STATE	2	23	11.50	1	18
9/14/13	MISSISSIPPI STATE	6	43	7.17	0	--
9/21/13	at LSU	2	21	10.50	0	--
10/5/13	* OLE MISS	3	11	3.67	0	--
10/12/13	WESTERN CAROLINA	1	7	7.00	0	--
10/19/13	at Texas A&M	1	27	27.00	0	--
10/26/13	FLORIDA ATLANTIC	4	30	7.50	0	--
11/2/13	at Arkansas	0	0	0.00	0	--
11/9/13	at Tennessee	0	0	0.00	0	--
11/16/13	GEORGIA	3	29	9.33	0	--
11/30/13	ALABAMA	0	0	0.00	0	--
12/7/13	vs. Missouri (SEC)	0	0	0.00	0	--
1/6/14	vs. Florida State (BCS)	1	26	26.0	0	--

DATE	OPPONENT	REC	YDS	AVG	TD	TD YDS
8/30/14	ARKANSAS	0	0	0.0	0	--
9/6/14	SAN JOSE STATE	1	7	7.0	0	--
9/18/14	* at Kansas State	1	7	7.0	0	--
9/27/14	LOUISIANA TECH	0	0	0.0	0	--
10/4/14	LSU	1	2	2.0	0	--
10/11/14	at Mississippi State	1	9	9.0	0	--
10/25/14	SOUTH CAROLINA	0	0	0.0	0	--
11/1/14	at Ole Miss	1	17	17.0	1	17
11/8/14	TEXAS A&M	0	0	0.0	0	--
11/15/14	at Georgia	1	4	4.0	0	--
11/22/14	* SAMFORD	1	4	4.0	0	--
11/29/14	at Alabama	4	21	5.3	0	--
1/1/15	Wisconsin (Outback)	2	21	10.5	0	--

DATE	OPPONENT	REC	YDS	AVG	TD	TD YDS
9/5/15	vs. Louisville	1	2	2.0	0	--
9/12/15	JACKSONVILLE STATE	1	11	11.0	0	--
9/19/15	at LSU	0	0	0.0	0	--
9/26/15	MISSISSIPPI STATE	1	22	22.0	0	--
10/3/15	* SAM JOSE STATE	1	2	2.0	0	--
10/15/15	* at Kentucky	5	49	9.8	0	--
10/24/15	* at Arkansas	1	1	1.0	0	--
10/31/15	OLE MISS	2	20	10.0	0	--
11/7/15	* at Texas A&M	4	10	2.5	1	9
11/14/15	* GEORGIA	8	31	3.9	0	--
11/21/15	* IDAHO	3	22	7.3	0	--
11/28/15	ALABAMA	1	4	4.0	0	--
12/30/15	* vs. Memphis (Bham)	2	7	3.5	0	--

DATE	OPPONENT	ATT	YDS	Avg.	TD	TD YDS
9/3/16	* CLEMSON	5	56	11.2	0	--
9/10/16	* ARKANSAS STATE	2	4	2.0	0	--
9/17/16	TEXAS A&M	3	23	7.7	0	--
9/24/16	LSU	3	17	5.7	0	--
10/1/16	ULM	0	0	0.0	0	--
10/8/16	at Mississippi State	0	0	0.0	0	--
10/22/16	ARKANSAS	0	0	0.0	0	--
10/29/16	* at Ole Miss	1	33	33.0	0	--
11/5/16	* VANDERBILT	2	23	11.5	0	--
11/12/16	at Georgia	1	4	4.0	0	--
11/19/16	ALABAMA A&M				DID NOT PLAY	
11/26/16	at Alabama				DID NOT PLAY	

Player Bios

M. DAVIS' GAME-BY-GAME RETURN STATS

DATE	OPPONENT	PR/YDS	TD	KR/YDS	TD
8/30/14	ARKANSAS	0/0	0	0/0	0
9/6/14	SAN JOSÉ STATE	0/0	0	0/0	0
9/18/14	* at Kansas State	0/0	0	0/0	0
9/27/14	LOUISIANA TECH	2/31	0	0/0	0
10/4/14	LSU	0/0	0	0/0	0
10/11/14	at Mississippi State	0/0	0	0/0	0
10/25/14	SOUTH CAROLINA	0/0	0	0/0	0
11/1/14	at Ole Miss	0/0	0	0/0	0
11/8/14	TEXAS A&M	0/0	0	0/0	0
11/15/14	at Georgia	0/0	0	0/0	0
11/22/14	* SAMFORD	0/0	0	0/0	0
11/29/14	at Alabama	0/0	0	0/0	0
1/1/15	vs. Wisconsin (Outback)	0/0	0	0/0	0

DATE	OPPONENT	PR/YDS	TD	KR/YDS	TD
9/5/15	vs. Louisville	1/-2	0	0/0	0
9/12/15	JACKSONVILLE STATE	0/0	0	0/0	0
9/19/15	at LSU	1/27	0	0/0	0
9/26/15	MISSISSIPPI STATE	1/4	0	0/0	0
10/3/15	* SAN JOSE' STATE	0/0	0	0/0	0
10/15/15	* at Kentucky	1/1	0	0/0	0
10/24/15	* at Arkansas	0/0	0	0/0	0
10/31/15	OLE MISS	2/14	0	0/0	0
11/7/15	* at Texas A&M	0/0	0	0/0	0
11/14/15	* GEORGIA	2/20	0	0/0	0
11/21/15	* IDAHO	0/0	0	0/0	0
11/28/15	ALABAMA	1/21	0	0/0	0
12/30/15	* vs. Memphis (Bham)	6/94	0	0/0	0

DATE	OPPONENT	PR/YDS	TD	KR/YDS	TD
9/3/16	* CLEMSON	0/0	0	0/0	0
9/10/16	* ARKANSAS STATE	1/8	0	0/0	0
9/17/16	TEXAS A&M	1/6	0	0/0	0
9/24/16	LSU	0/0	0	0/0	0
10/1/16	ULM	3/37	0	0/0	0
10/8/16	at Mississippi State	1/-4	0	0/0	0
10/22/16	ARKANSAS	1/3	0	0/0	0
10/29/16	* at Ole Miss	1/10	0	0/0	0
10/5/16	* VANDERBILT	1/6	0	0/0	0
11/12/16	at Georgia	1/5	0	0/0	0
11/19/16	ALABAMA A&M		DID NOT PLAY		
11/26/16	at Alabama		DID NOT PLAY		

R. DAVIS' CAREER RECEIVING STATS

YEAR	G/GS	NO	YDS	AVG	TD	LPI/OPPONENT
2015	8/0	0	0	0.0	0	--
2016	12/7	25	194	7.8	1	23/ULM
Total	20/7	25	194	7.8	1	

R. DAVIS' CAREER RUSHING STATS

YEAR	G/GS	NO	YDS	AVG	TD	LPI/OPPONENT
2015	8/0	2	20	10.0	0	28/at Texas A&M
2016	12/7	2	6	3.0	0	8/Texas A&M
Total	20/7	4	26	6.5	0	

R. DAVIS' CAREER GAME HIGH STATS

Receptions	5	3x (last: ULM)	10/1/16
Rec. Yards.....	56	ULM	10/1/16
Rec. Long.....	23	ULM	10/1/16
Rec. TDs	1	at Mississippi State	10/8/16
Rush Attempts	1	4x (last: Texas A&M)	9/17/16
Rush Yards.....	28	at Texas A&M	11/7/15
Rush Long	28	at Texas A&M	11/7/15

R. DAVIS' GAME-BY-GAME RECEIVING STATS

DATE	OPPONENT	ATT	YDS	Avg.	TD	TD YDS
9/3/16	* CLEMSON	2	17	8.5	0	--
9/10/16	* ARKANSAS STATE	0	0	0.0	0	--
9/17/16	TEXAS A&M	5	36	7.2	0	--
9/24/16	* LSU	5	31	6.2	0	--
10/1/16	* ULM	5	56	11.2	0	--
10/8/16	* at Mississippi State	2	15	7.5	1	3
10/22/16	ARKANSAS	3	15	5.0	0	--
10/29/16	at Ole Miss	0	0	0.0	0	--
11/5/16	* VANDERBILT	2	15	7.5	0	--
11/12/16	at Georgia	1	9	9.0	0	--
11/19/16	ALABAMA A&M	0	0	0.0	0	--
11/26/16	* at Alabama	0	0	0.0	0	--

R. DAVIS' GAME-BY-GAME RUSHING STATS

DATE	OPPONENT	ATT	YDS	AVG	TD	TD YDS
9/25/15	vs. Louisville					DID NOT PLAY
9/12/15	JACKSONVILLE STATE					DID NOT PLAY
9/19/15	at LSU					DID NOT PLAY
9/26/15	MISSISSIPPI STATE					DID NOT PLAY
10/3/15	SAN JOSE' STATE					DID NOT PLAY
10/15/15	at Kentucky	0	0	0.0	0	--
10/24/15	at Arkansas	0	0	0.0	0	--
10/31/15	OLE MISS	0	0	0.0	0	--
11/7/15	at Texas A&M	1	28	28.0	0	--
11/14/15	GEORGIA	0	0	0.0	0	--
11/21/15	IDAHO	1	-8	-8.0	0	--
11/28/15	ALABAMA	0	0	0.0	0	--
12/30/15	vs. Memphis (Bham)	0	0	0.0	0	--

DATE	OPPONENT	ATT	YDS	Avg.	TD	TD YDS
9/3/16	* CLEMSON	0	0	0.0	0	--
9/10/16	* ARKANSAS STATE	1	-2	-2.0	0	--
9/17/16	TEXAS A&M	1	8	8.0	0	--
9/24/16	* LSU	0	0	0.0	0	--
10/1/16	* ULM	0	0	0.0	0	--
10/8/16	* at Mississippi State	0	0	0.0	0	--
10/22/16	ARKANSAS	0	0	0.0	0	--
10/29/16	at Ole Miss	0	0	0.0	0	--
11/5/16	* VANDERBILT	0	0	0.0	0	--
11/12/16	at Georgia	0	0	0.0	0	--
11/19/16	ALABAMA A&M	0	0	0.0	0	--
11/26/16	* at Alabama	0	0	0.0	0	--



RYAN DAVIS #83
WR
5-9 • 172 • So. • 1L
St. Petersburg, Fla. (Lakewood)
Liberal Arts

2016: Speedy receiver who made his first college start against Clemson ... 25 catches for 194 yards this season ... two receptions for 17 yards against Clemson were his first collegiate catches ... nabbed five receptions vs. Texas A&M for 36 yards ... leading receiver with five catches for 31 yards vs. LSU ... five receptions gained 56 yards vs. ULM ... first TD was a 3-yard catch from Sean White at Mississippi State ... three catches against Arkansas ... two catches against Vanderbilt ... 9-yard reception at Georgia

2015: True freshman in the mix at wide receiver ... saw his first college action at Kentucky ... 28-yard rushing gain at Texas A&M was his first touch of the football

HIGH SCHOOL: Gifted offensive playmaker who led Lakewood to back-to-back 10-win seasons for Coach Cory Moore ... passed for 2,140 yards (18 TD) and rushed for 1,233 yards (17 TD) as a senior ... Pinellas County career passing record (6,760 yards) ... four-year starter who won BCP player of the year honors ... first team Class 5A all-state ... top 40 receiver prospect by 247 Sports and Rivals ... ESPN 300 ... PrepStar all-South ... also a standout in basketball

PERSONAL: Birthday is April 12 ... son of Willie Davis and Peggy Davis ... has two brothers, Chris and Dorian ... grandson of Emma and Willie Davis Sr. ... studying in the College of Liberal Arts

Player Bios



T.J. DAVIS #13
DB
 6-0 • 190 • Sr. • 2L
 Tallahassee, Fla. (Godby)
 Master's Degree

2016: Veteran providing depth at strong safety and a key special teams performer ... 36 career games played ... appeared in all 12 games ... tackle against Arkansas St.

2015: Reserve defensive back ... returned to practice before Mississippi State from spring knee surgery but did not see game action

2014: Played in all 13 games ... six tackles on the season ... first career TFL against Texas A&M ... also had a pass breakup against the Aggies

2013: Redshirt freshman reserve at cornerback ... played in 12 games for the SEC Champions ... solo tackle against Western Carolina

2012: Did not see varsity action while redshirting ... SEC First-Year Academic Honor Roll

HIGH SCHOOL: Outstanding secondary prospect from Godby High in Tallahassee ... High School Coach: Ronnie Cottrell ... rated the 29th best corner in the country and the 49th-ranked player from the state of Florida by Rivals.com ... ranked 43rd at the cornerback position and 67th in the state of Florida by 247Sports.com ... ranked 14th among corners and 36th from the state of Florida according to ESPN.com ... sixth-ranked cornerback and 78th-ranked overall prospect in the country according to Maxpreps ... 52nd-ranked prospect from the state of Florida according to SuperPrep ... No. 80 on the Orlando Sentinel's Florida Top 100 ... first-team Orlando Sentinel All-Florida as a senior ... four-star prospect according to ESPN ... registered 40 tackles (25 solo), intercepted three passes, returning one for a score, and blocked two punts while also recording two rush attempts for 26 yards and catching one pass for an additional 13 yards as a senior ... intercepted two passes as a junior

PERSONAL: Birthday is September 24 ... son of Thurston Davis, Sr. ... received his bachelor's degree in December, 2015, and earned a master's in the College of Education in December, 2016

T.J. DAVIS' CAREER DEFENSIVE STATS

YEAR	G/GS	TT	UT	AT	TFL-YDS	QBS-YDS	FF/FR	PD	I/YDS
2013	12/0	4	3	1	0.0-0	0.0-0	0/0	0	0/0
2014	13/0	6	4	2	0.5-2	0.0-0	0/0	1	0/0
2015	0/0	0	0	0	0.0-0	0.0-0	0/0	0	0/0
2016	12/0	1	0	1	0.0-0	0.0-0	0/0	0	0/0
Total	37/0	11	7	4	0.5-2	0.0-0	0/0	1	0/0

T.J. DAVIS' CAREER GAME HIGH STATS

Tackles	2	3x (last vs. Samford)	11/22/14
TFL	0.5	Texas A&M	11/8/14
PBU	1	Texas A&M	11/8/14

T.J. DAVIS' GAME-BY-GAME DEFENSIVE STATS

DATE	OPPONENT	TT	UT	AT	PD	INT-YDS
8/31/13	WASHINGTON STATE					DID NOT PLAY
9/7/13	ARKANSAS STATE	2	1	1	0	0.0-0
9/14/13	MISSISSIPPI STATE					DID NOT PLAY
9/21/13	at LSU	1	1	0	0	0.0-0
10/5/13	OLE MISS	0	0	0	0	0.0-0
10/12/13	WESTERN CAROLINA	1	1	0	0	0.0-0
10/19/13	at Texas A&M	0	0	0	0	0.0-0
10/26/13	FLORIDA ATLANTIC	0	0	0	0	0.0-0
11/2/13	at Arkansas	0	0	0	0	0.0-0
11/9/13	at Tennessee	0	0	0	0	0.0-0
11/16/13	GEORGIA	0	0	0	0	0.0-0
11/30/13	ALABAMA	0	0	0	0	0.0-0
12/7/13	vs. Missouri (SEC)	0	0	0	0	0.0-0
1/6/14	vs. Florida State (BCS)	0	0	0	0	0.0-0

DATE	OPPONENT	TT	UT	AT	PD	INT-YDS
8/30/14	ARKANSAS	0	0	0	0	0-0
9/6/14	SAN JOSÉ STATE	0	0	0	0	0-0
9/18/14	at Kansas State	0	0	0	0	0-0
9/27/14	LOUISIANA TECH	1	1	0	0	0-0
10/4/14	LSU	1	0	1	0	0-0
10/11/14	at Mississippi State	0	0	0	0	0-0
10/25/14	SOUTH CAROLINA	0	0	0	0	0-0
11/1/14	at Ole Miss	0	0	0	0	0-0
11/8/14	TEXAS A&M	2	1	1	1	0-0
11/15/14	at Georgia	0	0	0	0	0-0
11/22/14	SAMFORD	2	2	0	0	0-0
11/29/14	at Alabama	0	0	0	0	0-0
1/1/15	Wisconsin (Outback)	0	0	0	0	0-0

DATE	OPPONENT	TT	UT	AT	PD	INT-YDS
9/3/16	CLEMSON	0	0	0	0	0-0
9/10/16	ARKANSAS STATE	1	0	1	0	0-0
9/17/16	TEXAS A&M	0	0	0	0	0-0
9/24/16	LSU	0	0	0	0	0-0
10/1/16	ULM	0	0	0	0	0-0
10/8/16	at Mississippi State	0	0	0	0	0-0
10/22/16	ARKANSAS	0	0	0	0	0-0
10/29/16	at Ole Miss	0	0	0	0	0-0
11/5/16	VANDERBILT	0	0	0	0	0-0
11/12/16	at Georgia	0	0	0	0	0-0
11/19/16	ALABAMA A&M	0	0	0	0	0-0
11/28/16	at Alabama	0	0	0	0	0-0



JAMEL DEAN #12
DB
 6-2 • 209 • RFr. • RS
 Cocoa, Fla. (Cocoa)
 Engineering

2016: Projected starter at corner ... suffered season-ending injury in fall camp

2015: Redshirted and did not see varsity action

HIGH SCHOOL: Two-time Florida first-team Class 4A all-state pick at Cocoa (Fla.) High ... totaled 975 offensive yards, including 22 receptions and 15 touchdowns, in 2014 to earn all-state honors as a receiver ... 38 tackles, two PBU, one interception in 2013 ... also had seven PBUs as a senior and scored nine touchdowns as a junior ... 2014 Brevard County player of the year and the Florida Athletic Coaches Association's District 12 MVP ... played on back-to-back 11-2 state playoff teams for coach John Wilkinson ... one of the top cornerback prospects in the nation ranked No. 32 by 247Sports and No. 37 by Rivals ... ESPN 300 and a Top 10 defensive back in the state of Florida ... invited to Semper Fidelis All-American game ... also ran track and possesses "breakaway" speed ... graduated with a weighted 3.8 GPA ... spent a semester at Ohio State before enrolling at Auburn

PERSONAL: Son of Yolanda Kimbrough and James Dean ... has four brothers: Derrick Jr., James Jr., Jamaine and Jayden ... birthday is October 15 ... studying in the College of Engineering

Player Bios



JEREMIAH #20
DINSON DB
 6-0 • 177 • So. • 1L
 Miami, Fla. (American)
 Liberal Arts

2016: Redshirted while recovering from knee injury suffered late in 2015
2015: True freshman corner who saw substantial early-season action ... first snaps came against Louisville, where he recorded four tackles ... three tackles at LSU ... first start came at nickel vs. Mississippi State, recording three tackles ... three solo tackles at Texas A&M before suffering knee injury that required season-ending surgery ... Academic Top Tiger
HIGH SCHOOL: Standout defender for Coach Anthony White at Miami's American High ... Miami-Dade North-South All-Star Game ... part of a state championship team at Miami Norland as a freshman ... ranked among top 100 cornerback prospects for 247 Sports and ESPN ... PrepStar all-South ... graduated in top 20% of his class
PERSONAL: Birthday is February 26 ... son of Cinethia Lee and Theodore Dinson ... has a sister, Jasmine, and a brother, Joshua ... cousin Randell Johnson plays for the Buffalo Bills ... studying in the College of Liberal Arts

DINSON'S CAREER DEFENSIVE STATS

YEAR	G/GS	TT	UT	AT	TFL-YDS	QBS-YDS	FF/FR	PD	I/YDS
2015	9/1	15	9	6	0.0-0	0.0-0	0/0	0	0/0

DINSON'S CAREER GAME HIGH STATS

Tackles.....4 vs. Louisville 9/5/15

DINSON'S GAME-BY-GAME DEFENSIVE STATS

DATE	OPPONENT	TT	UT	AT	PD	INT-YDS
9/5/15	vs. Louisville	4	3	1	0	0-0
9/12/15	JACKSONVILLE STATE	1	1	0	0	0-0
9/19/15	at LSU	3	0	3	0	0-0
9/26/15	* MISSISSIPPI STATE	3	2	1	0	0-0
10/3/15	SAN JOSE' STATE	0	0	0	0	0-0
10/15/15	at Kentucky	0	0	0	0	0-0
10/24/15	at Arkansas	0	0	0	0	0-0
10/31/15	OLE MISS	1	0	1	0	0-0
11/7/15	at Texas A&M	3	3	0	0	0-0
11/14/15	GEORGIA			DID NOT PLAY		
11/21/15	IDAHO			DID NOT PLAY		
11/28/15	ALABAMA			DID NOT PLAY		



BUBBA #74
DOWDELL OL
 6-2 • 297 • Fr. • HS
 Auburn, Ala. (Beauregard)
 Agriculture

2016: Freshman walk-on who provides depth along the offensive line ... has not seen action this season
HIGH SCHOOL: Earned first team all-area and all-state honors for Coach Bob Carter at Beauregard High ... team captain for the Hornets ... nominated to North-South All-Star Game ... member of National Honor Society, Student Council, Fellowship of Christian Athletes ... active in Lee County 4-H
PERSONAL: Birthday is September 16 ... son of James and Joanie Dowdell ... has two sisters, Katelyn and Amanda ... studying in the College of Agriculture



AUSTIN #25
DUPPER DB
 5-9 • 176 • Sr. • SQ
 Decatur, Ala. (Decatur)
 Graduate/Engineering

2016: Reserve safety and key special teams contributor ... played in four games this season ... first career tackle came against Arkansas State
2015: Joined the football program as a walk-on in spring, 2015 ... SEC Academic Honor Roll and Academic Top Tiger
HIGH SCHOOL: Defensive back at Decatur High for Coach Jere Adcock ... also a basketball letterman
PERSONAL: Birthday is October 3 ... son of Joe and Kathy Dupper ... has five siblings: Torin, Quintin, Trentin, Paxtin and Bradin ... mom played basketball at University of Chicago and dad played baseball there ... brother Torin played football at Northwestern ... Major at Auburn: Industrial and Systems Engineering ... involved with FBO college ministry and Farmhouse fraternity ... received his bachelor's degree in May, 2016, and is doing graduate work in the College of Engineering



JEFF #49
FORD TE
 6-4 • 268 • Fr. • HS
 Glencoe, Ala. (Glencoe)
 Science & Math

2016: Freshman walk-on at tight end who has not seen game action this season
HIGH SCHOOL: Earned all-state, all-county and all-region honors under Coach Lee Ozmint at Glencoe High ... named to the Gadsden Times Dirty Dozen ... team MVP ... member of Beta Club ... also played basketball and baseball at Glencoe
PERSONAL: Birthday is January 2 ... son of Herb and Melanie Ford ... has two brothers, Justin and Jake ... grandfather Herb Ford Sr. played tight end at Florida ... studying in the College of Science and Math



JOHNATHAN #23
FORD DB
 6-0 • 204 • Sr. • 3L
 Big Cove, Ala. (New Hope)
 Graduate/University College

CAREER: Has played in 52 games with 34 starts ... 52 games played is tied for team lead with offensive lineman Robert Leff ... 34 starts is third on active roster ... 275 career tackles ... ranks 36th nationally among active players in career tackles ... ranks third at Auburn since 2004, when press box defensive stats were first official ... nine career double-figure tackle games ... team's leading tackler 10x during his career
2016: All-SEC third team (Phil Steele) ... Third-year starter in the secondary ... has started 10 times in 12 games ... Reese's Senior Bowl selection ... had six tackles, 1.5 TFL against Clemson ... team-best 10 tackles, TFL against Arkansas State ... five stops vs. Texas A&M ... seven tackles, 1.5 TFL vs. LSU ... fumble recovery, three tackles, three PBU vs. ULM ... six tackles, TFL, PBU at Mississippi State ... five tackles against Arkansas and at Ole Miss ... four stops at Georgia ... two solo tackles, TFL at Alabama ... Preseason: Bednarik, Paul Hornung Award, Senior Bowl

Player Bios

watch lists ... all-SEC second team (Phil Steele), third team (SEC coaches, SEC media), fourth team (Athlon) ... Reese's Senior Bowl invitation

2015: Starter at nickel; has also seen time at safety ... seven career double-figure tackle games (six this season) ... 216 career tackles ... 118 tackles are the most since 2001 for an Auburn player ... forced a Louisville fumble along with team-best 12 tackles ... interception and 12 tackles vs. Jacksonville State ... 10 tackles at LSU ... career best 14 tackles and forced a fumble vs. San José State ... also had kick returns of 58 and 23 yards vs. the Spartans that set up scores ... 14 tackles, sack, and kick returns of 24 and 20 yards at Kentucky ... team-best nine tackles at Arkansas ... 14 tackles vs. Ole Miss ... 10 tackles at Texas A&M ... 48-yard interception return for a touchdown vs. Idaho, along with seven tackles and a TFL ... nine tackles, TFL vs. Alabama ... five tackles in Birmingham Bowl vs. Memphis ... SEC special teams player of week (San José State) ... 2nd team preseason all-SEC (Phil Steele) ... 3rd team all-SEC (SEC coaches, SEC media, Athlon)

2014: Started all 13 games at safety ... team-best 93 tackles ... third on team with three interceptions ... also had 1.5 TFL ... career-high 11 tackles at Ole Miss ... nine tackles against Mississippi State ... nine solo stops in Iron Bowl at Alabama ... had eight tackles at Kansas State ... seven tackles in win over South Carolina ... nine tackles vs. Wisconsin in Outback Bowl ... honorable mention Sophomore All-America (College Football News) ... Mike Kolen Award as Auburn's leading tackler

2013: Played in all 14 games, earning his first varsity letter ... moved from running back to cornerback during fall camp ... five tackles on the season ... registered a PBU against Florida Atlantic ... also saw action at running back in two games ... rushed two times for 45 yards, including a 38-yard touchdown, against Western Carolina ... also carried four times for 28 yards in win over Florida Atlantic ... SEC First-Year Academic Honor Roll

HIGH SCHOOL: Capable in-state contributor at running back from New Hope High ... gained 1,669 yards, 27 touchdowns as a senior for Coach Randall Taylor ... Alabama-Mississippi All-Star Game ... Class 3A first team all-state ... ranked No. 35 by Scout ... Rivals ranks him top running back prospect in Alabama ... PrepStar all-Southeast

PERSONAL: Nickname is Rudy ... birthday is November 1 ... son of Hernandez and Terrie Ford ... received degree from the University College in December, 2016

FORD'S CAREER DEFENSIVE STATS

YEAR	G/GS	TT	UT	AT	TFL-YDS	QBS-YDS	FF/FR	PD	I/YDS
2013	14/0	5	2	3	0.0-0	0.0-0	0/0	1	0/0
2014	13/13	93	62	31	2.5-10	0.5-3	1/0	4	3/18
2015	13/11	118	68	50	3.5-10	1.0-7	2/0	4	2/48
2016	12/10	59	38	21	5.5-25	0.0-0	0/1	7	0/0
Total	52/34	275	170	105	11.5-45	1.5-10	3/1	16	5/66

FORD'S CAREER RUSHING STATS

YEAR	G/GS	NO	YDS	AVG	TD	LPI/OPPONENT
2013	14/0	6	78	12.2	1	38/Western Carolina
2014	13/13	0	0	0.0	0	
2015	13/11	0	0	0.0	0	
2016	12/10	2	6	3.0	0	3/Alabama A&M
Total	52/34	8	79	9.9	1	

FORD'S CAREER GAME HIGH STATS

Tackles.....	14	3x (last: at Ole Miss)	10/31/15
Interceptions.....	1	5x (last: Idaho)	11/21/15
Sacks.....	1.0	2x (last: at Kentucky)	10/15/15
TFL.....	1.5	2x (last: LSU)	9/24/16
PBU.....	3	ULM	10/1/16
FF.....	1	3x (last: San Jose' St.)	10/3/15
FR.....	1	ULM	10/1/16
Rush Attempts.....	4	Florida Atlantic	10/26/13
Rush Yards.....	45	Western Carolina	10/12/13
Rush Long.....	38	Western Carolina	10/12/13
Rush TDs.....	1	Western Carolina	10/12/13
Receptions.....	1	Alabama A&M	11/19/16
Rec. Yards.....	25	Alabama A&M	11/19/16
Rec. Long.....	25	Alabama A&M	11/19/16
Kick Returns.....	2	5x (last vs. Idaho)	11/21/15
KR Yards.....	81	San Jose' State	10/3/15
KR Long.....	58	San Jose' State	10/3/15
AP Yards.....	114	Idaho	11/21/15

FORD'S GAME-BY-GAME DEFENSIVE STATS

DATE	OPPONENT	TT	UT	AT	PD	INT-YDS
8/30/14	* ARKANSAS	5	2	3	0	0-0
9/6/14	* SAN JOSÉ STATE	8	6	2	0	1-3
9/18/14	* at Kansas State	8	7	1	1	0-0
9/27/14	* LOUISIANA TECH	5	4	1	0	0-0
10/4/14	* LSU	6	4	2	0	0-0
10/11/14	* at Mississippi State	9	6	3	0	1-1
10/25/14	* SOUTH CAROLINA	7	6	1	0	0-0
11/1/14	* at Ole Miss	11	3	8	0	0-0
11/8/14	* TEXAS A&M	6	4	2	0	0-0
11/15/14	* at Georgia	6	3	3	0	0-0
11/22/14	* SAMFORD	4	3	1	0	0-0
11/29/14	* at Alabama	9	9	0	0	1-14
1/1/15	* Wisconsin (Outback)	9	5	4	0	0-0

DATE	OPPONENT	TT	UT	AT	PD	INT-YDS
9/5/15	* vs. Louisville	12	8	4	0	0-0
9/12/15	* JACKSONVILLE STATE	12	9	3	1	1-0
9/19/15	* at LSU	10	2	8	0	0-0
9/26/15	MISSISSIPPI STATE	1	1	0	0	0-0
10/3/15	* SAN JOSE' STATE	14	11	3	0	0-0
10/15/15	* at Kentucky	14	9	5	0	0-0
10/24/15	* at Arkansas	9	4	5	0	0-0
10/31/15	* OLE MISS	14	8	6	1	0-0
11/7/15	* at Texas A&M	10	3	7	0	0-0
11/14/15	* GEORGIA	1	0	1	0	0-0
11/21/15	IDAHO	7	4	3	0	1-48
11/28/15	* ALABAMA	9	7	2	0	0-0
12/30/15	* vs. Memphis (Bham)	5	2	3	0	0-0

DATE	OPPONENT	TT	UT	AT	PD	INT-YDS
9/3/16	* CLEMSON	6	4	2	1	0-0
9/10/16	* ARKANSAS STATE	10	5	5	0	0-0
9/17/16	* TEXAS A&M	5	4	1	0	0-0
9/24/16	* LSU	7	4	3	1	0-0
10/1/16	* ULM	3	1	2	3	0-0
10/8/16	* at Mississippi State	6	3	3	1	0-0
10/22/16	* ARKANSAS	5	5	0	0	0-0
10/29/16	* at Ole Miss	5	3	2	0	0-0
11/5/16	VANDERBILT	3	0	3	1	0-0
11/12/16	at Georgia	4	4	0	0	0-0
11/19/16	* ALABAMA A&M	3	3	0	0	0-0
11/28/16	* at Alabama	2	2	0	0	0-0

FORD'S GAME-BY-GAME RUSHING STATS

DATE	OPPONENT	ATT	YDS	Avg.	TD	TD Runs
8/31/13	WASHINGTON STATE	0	0	0.00	0	--
9/7/13	ARKANSAS STATE	0	0	0.00	0	--
9/14/13	MISSISSIPPI STATE	0	0	0.00	0	--
9/21/13	at LSU	0	0	0.00	0	--
10/5/13	OLE MISS	0	0	0.00	0	--
10/12/13	WESTERN CAROLINA	2	45	22.5	1	38
10/19/13	at Texas A&M	0	0	0.00	0	--
10/26/13	FLORIDA ATLANTIC	4	28	7.00	0	--
11/2/13	at Arkansas	0	0	0.00	0	--
11/9/13	at Tennessee	0	0	0.00	0	--
11/16/13	GEORGIA	0	0	0.00	0	--
11/30/13	ALABAMA	0	0	0.00	0	--
12/7/13	vs. Missouri (SEC)	0	0	0.00	0	--
1/6/14	vs. Florida State (BCS)	0	0	0.00	0	--

FORD'S GAME-BY-GAME RETURN STATS

DATE	OPPONENT	PR/YDS	TD	KR/YDS	TD
9/5/15	* vs. Louisville	0/0	0	1/28	0
9/12/15	* JACKSONVILLE STATE	0/0	0	1/46	0
9/19/15	* at LSU	0/0	0	0/0	0
9/26/15	MISSISSIPPI STATE	0/0	0	2/46	0
10/3/15	* SAN JOSE' STATE	0/0	0	2/81	0
10/15/15	* at Kentucky	0/0	0	2/44	0
10/24/15	* at Arkansas	0/0	0	2/51	0
10/31/15	* OLE MISS	0/0	0	0/0	0
11/7/15	* at Texas A&M	0/0	0	0/0	0
11/14/15	* GEORGIA	0/0	0	2/40	0
11/21/15	IDAHO	0/0	0	2/66	0
11/28/15	* ALABAMA	0/0	0	0/0	0
12/30/15	* vs. Memphis (Bham)	0/0	0	1/27	0

Player Bios

DATE	OPPONENT	PR/YDS	TD	KR/YDS	TD
9/3/16	* CLEMSON	0/0	0	3/42	0
9/10/16	* ARKANSAS STATE	0/0	0	1/13	0
9/17/16	* TEXAS A&M	0/0	0	0/0	0
9/24/16	* LSU	0/0	0	1/25	0
10/1/16	* ULM	0/0	0	1/19	0
10/8/16	* at Mississippi State	0/0	0	1/18	0
10/22/16	* ARKANSAS	0/0	0	0/0	0
10/29/16	* at Ole Miss	0/0	0	1/10	0
10/5/16	VANDERBILT	0/0	0	0/0	0
11/12/16	at Georgia	0/0	0	0/0	0
11/19/16	* ALABAMA A&M	0/0	0	0/0	0
11/26/16	* at Alabama	0/0	0	0/0	0



JOHN FRANKLIN III **#5**
QB
 6-1 • 186 • Jr. • TR
 Ft. Lauderdale, Fla. (East Mississippi CC)
 Liberal Arts

2016: Backup quarterback ... averages 10.1 yards per carry as a rusher ... 11-19 passing for the year ... 414 rushing yards in 2016 are ninth most by a QB in Auburn history ... made his debut in the season opener against Clemson, playing 14 snaps ... gained 70 yards rushing on four carries vs. Arkansas State, with a 41-yard long gain ... 4-8 passing for 37 yards and 47 rushing yards on nine carries in fourth-quarter action vs. Texas A&M ... 80-yard TD run against ULM, the second longest run in history by an Auburn QB and the longest run by an SEC QB this year ... also threw 39-yard TD pass to Nate Craig-Myers vs. ULM ... 39 yards rushing against Arkansas ... first start came vs. Vanderbilt; 59 yards rushing and 2-4 passing ... 81 yards rushing on just four carries in second half vs. Alabama A&M; long gain 45 ... his 55-yard pass to Eli Stove at Alabama was Auburn's longest completion of the season

JUNIOR COLLEGE: Big-time athlete who can impact every aspect of the offense ... JUCO All-American ... January enrollee in public administration ... passed for 733 yards (64-110) and seven scores and rushed for 451 yards and nine TD at East Mississippi CC, helping Coach Buddy Stephens' Lions to a No. 3 national ranking and the MACJC North title ... against Mississippi Delta, rushed for 172 yards (5 TD of 65, 33, 29, 13, 5 yds) on just 10 carries, and 10-16 passing for 119 yards, 1 TD all in first half ... redshirted 2013 season at Florida State, winning offensive scout team player of the year honors; limited action in 2014 ... member of ACC champion 4x100 relay team

HIGH SCHOOL: Led Coach Doug Gatewood's Paladins to 9-2 record, FHSAA 8A playoff berth at South Plantation (Fla.) High ... Brian Piccolo Scholar-Athlete Award ... state 4x100 relay champion and 100m runner-up as a senior ... also a basketball letterman

PERSONAL: Son of John Franklin Jr. and Kealer Franklin ... has two siblings, Jarrell and Tiffany ... birthday is September 21 ... studying in the College of Liberal Arts

FRANKLIN'S CAREER PASSING STATS

YEAR	G/GS	CMP	ATT	PCT	YDS	INT	TD	LP/OPPONENT
2016	12/1	11	19	57.9	179	0	1	55/Alabama

FRANKLIN'S CAREER RUSHING STATS

YEAR	G/GS	NO	YDS	AVG	TD	LP/OPPONENT
2016	12/1	41	414	10.1	2	80/ULM

FRANKLIN'S CAREER GAME HIGH STATS

Completions	4	Texas A&M	9/17/16
Pass Attempts.....	8	Texas A&M	9/17/16
Pass Yards	85	at Alabama	11/26/16
Pass Yards (quarter)	55	at Alabama (3rd Q)	11/26/16
Pass TDs.....	1	ULM	10/1/16
Interceptions.....			
Pass Long	55	at Alabama	11/26/16
Rush Attempts	9	Texas A&M	9/17/16
Rush Yards	82	ULM	10/1/16
Rush TDs	1	2x (last: Alabama A&M)	11/19/16
Rush Long	80	ULM	10/1/16

FRANKLIN'S GAME-BY-GAME PASSING STATS

DATE	OPPONENT	CMP	ATT	YDS	INT	TD	TD Passes
9/3/16	CLEMSON	1	1	-3	0	0	--
9/10/16	ARKANSAS STATE	0	0	0	0	0	--
9/17/16	TEXAS A&M	4	8	37	0	0	--
9/24/16	LSU	0	0	0	0	0	--
10/1/16	ULM	1	1	39	0	1	39
10/8/16	at Mississippi State	0	0	0	0	0	--
10/22/16	ARKANSAS	1	1	12	0	0	--
11/29/16	at Ole Miss	0	0	0	0	0	--
11/5/16	* VANDERBILT	2	4	9	0	0	--
11/12/16	at Georgia	0	0	0	0	0	--
11/19/16	ALABAMA A&M	0	0	0	0	0	--
11/26/16	at Alabama	2	4	85	0	0	--

FRANKLIN'S GAME-BY-GAME RUSHING STATS

DATE	OPPONENT	ATT	YDS	Avg.	TD	TD YDS
9/3/16	CLEMSON	0	0	0.0	0	--
9/10/16	ARKANSAS STATE	4	70	17.5	0	--
9/17/16	TEXAS A&M	9	47	5.2	0	--
9/24/16	LSU	1	4	4.0	0	--
10/1/16	ULM	2	82	41.0	1	80
10/8/16	at Mississippi State	3	14	4.7	0	--
10/22/16	ARKANSAS	7	39	5.6	0	--
10/29/16	at Ole Miss	0	0	0.0	0	--
11/5/16	* VANDERBILT	7	59	8.4	0	--
11/12/16	at Georgia	1	4	4.0	0	--
11/19/16	ALABAMA A&M	4	81	20.3	1	39
11/26/16	at Alabama	3	14	4.7	0	--



AUSTIN GOLSON **#73**
OL
 6-5 • 314 • Jr. • 1L
 Prattville, Ala. (Ole Miss)
 Graduate/Liberal Arts

CAREER: Has played in 35 career games - 23 at Auburn, 12 at Ole Miss ... has started all 23 games played at Auburn, which is fourth on the team

2016: Second-year starter on offensive line ... 22 career starts ... started first four games at left tackle ... started last eight games at center beginning with ULM ... Preseason: all-SEC third team (Athlon)

2015: Starting center ... transfer from Ole Miss ... left Georgia game with injury ... did not play vs. Idaho or Alabama ... SEC Academic Honor Roll and Academic Top Tiger

2014: Redshirted due to NCAA transfer rules ... Academic Top Tiger ... SEC first-year honor roll

2013 (Ole Miss): Played in 12 games as a true freshman on the offensive line, mostly at guard ... offense produced the most total yards in school history (6,153) ... helped four different players post 100-yard rushing performances ... earned first letter ... made his Rebel debut at Vanderbilt ... SEC all-academic

HIGH SCHOOL: U.S. Army and SuperPrep All-America selection ... rated the 52nd-best prospect in the nation and No. 3 offensive tackle by ESPN.com ... ranked No. 118 overall and the eighth-best OT by Rivals.com ... ranked the No. 4 recruit in Alabama by ESPN.com and No. 8 by Rivals.com and 247Sports.com ... rated No. 10 on AL.com's A-List of top senior football players in Alabama ... Alabama-Mississippi All-Star Game ... twice nominated for AHSAA Class 6A Lineman of the Year award ... three-time Class 6A All-State first teamer by the Alabama Sports Writers Association ... helped Prattville claim the Class 6A state title his junior season, paving the way for an offense that racked up 3,458 rushing yards and 50 touchdowns ... High School Coaches: Chad Anderson and Jamey Dubose

PERSONAL: Birthday is July 9 ... son of Pat and Deborah Trotter ... Earned degree from the College of Liberal Arts in December, 2016

Player Bios



EUGENE GOVAN #40
RB
5-7 • 190 • RFr. • RS
Grovetown, Ga. (Grovetown)
Education

2016: Reserve running back ... saw first career action against Alabama A&M
2015: Joined the Auburn program as a walk-on
HIGH SCHOOL: WJBF scholar-athlete of the year for Coach Rodney Holder at Grovetown High ... also a track and field letterman
PERSONAL: Birthday is September 28 ... son of Nikita Davis and Andrew Davis ... has one brother, Darrius ... studying in the College of Education



CARSON GRIFFIS #86
WR
5-10 • 166 • Fr. • HS
Homewood, Ala. (Homewood)
Business

2016: Did not see action ... walked on for 2016 season
HIGH SCHOOL: Four-year varsity football letterman ... 20-1 regional record ... accounted for 6,100+ yards and 60 touchdowns passing and rushing ... most valuable offensive player as a senior for Coach Ben Berguson ... team captain as a senior for both baseball and football ... All Over The Mountain honoree in both football and baseball ... three-year baseball letterman ... member of the Beta, Key, and Chess clubs
PERSONAL: Birthday is April 10 ... son of Jack and Angela Griffis ... has one brother, Brent ... studying in the College of Business



DEVIN GUICE #46
DB
5-7 • 153 • Fr. • HS
Opelika, Ala. (Opelika)
Agriculture

2016: Did not see action ... walked on for 2016 season
HIGH SCHOOL: Recorded 49 solo tackles, two interceptions and nine PBU as a senior for Coach Brian Blackmon at Opelika High ... member of two Class 6A regional championship teams ... state champion in the high jump ... also played soccer ... Honor Roll student who earned the John Deere Scholarship ... involved in FCA, band and MANRRS
PERSONAL: Birthday is December 13 ... son of Nisa and Joseph Guice ... has one sister, Skye ... cousin Eric Brock played safety at Auburn ... studying in the College of Agriculture



GREG HALL JR. #41
LB
6-3 • 250 • Sr. • TR
Athens, Ga. (Appalachian State)
Graduate/Liberal Arts

2016: Linebacker who sees action primarily on special teams ... tackle against Arkansas ... PBU against Alabama A&M
2015: Did not see any game action
2014: Did not see action due to NCAA transfer rules after playing at Appalachian State
HIGH SCHOOL: Two-time first-team all-state honoree at North Oconee ... led one of Georgia's top defenses in 2011 with a school-record 18 sacks ... finished with 63 total tackles and four pass break-ups as a senior, gaining all-area and all-region recognition ... twice first team all-state ... main cog in a defense that surrendered just 8.5 points per game and posted five shutouts in 2011 ... led the Titans to an undefeated regular season and 11-1 final record as a senior ... High School Coach: Terry Tuley ... also lettered in basketball and track ... ESP volunteer
PERSONAL: Birthday is June 22 ... son of Kir Enoch and Gregory Hall Sr. ... has three siblings: Asim-Malik, Priscilla and Carrie ... his uncle William Witherspoon played at Georgia and 12 seasons in the NFL ... Received degree from the College of Liberal Arts in December, 2016

HALL'S CAREER DEFENSIVE STATS

YEAR	G/GS	TT	UT	AT	TFL-YDS	QBS-YDS	FF/FR	PD	QBH
2016	9/0	1	1	0	0.0-0	0.0-0	0/0	1	0

HALL'S CAREER GAME HIGH STATS

Tackles.....	1	Arkansas	10/22/16
PBU	1	Alabama A&M	11/19/16



MARQUEL HARRELL #77
OL
6-3 • 318 • RFr. • RS
Fairburn, Ga. (Creekside)
Science and Math

2016: Backup offensive guard ... saw first career action against Arkansas State ... has played in four games
2015: Redshirted ... Academic Top Tiger and SEC first-year Academic Honor Roll
HIGH SCHOOL: Accomplished offensive line prospect with multiple skills ... first team Class 5A Region 6-B honoree for Coach Olten Downs ... Semper Fi All-American Bowl ... 2013 state champions ... Class 5A all-state ... Scout ranks him the No. 1 OG prospect in Georgia ... ESPN 300 ... among the top 35 players in Georgia by 247 Sports, ESPN, Rivals and Scout ... PrepStar all-South ... also threw the shot put and was a basketball letterman ... vice-president of National Honor Society; FCCLA, French Club
PERSONAL: Birthday is July 18 ... son of Nayesha and Melvin Harrell ... has five siblings: Mayona, Aerielle, Makayla, Marcus and Mondarius ... fluent in French ... studying in the College of Science and Math

Player Bios



JALEN HARRIS #85
TE
6-4 • 259 • So. • 1L
Montgomery, Ala. (St. James)
Liberal Arts

2016: Starter at tight end/H-back ... played in all 12 games with four starts ... key blocker in Auburn's potent rushing attack ... first career catch was a 15-yard touchdown from Sean White at Ole Miss

2015: Saw action in 12 games, mostly on special teams ... rotated with Chris Laye at tight end ... saw first action against Jacksonville State ... Academic Top Tiger

HIGH SCHOOL: Talented tight end prospect who led the St. James Trojans to a 2014 regional title for Coach Jimmy Perry ... averaged 16.9 yards per catch for his career ... Alabama-Mississippi All-Star Game ... ASWA honorable mention all-state ... top 20 TE prospect by Scout, Rivals and ESPN ... rated among the top 30 players in Alabama by 247 Sports, Rivals and ESPN ... PrepStar all-South ... all-metro in basketball ... member of French club, Student Y and Interact clubs

PERSONAL: Birthday is September 3 ... son of Lillie Harris and Terrence Harris ... has an older brother, Marcus, who played football at Savannah State ... studying in the College of Liberal Arts ... plays the piano and trombone

HARRIS' CAREER RECEIVING STATS

YEAR	G/GS	NO	YDS	AVG	TD	LP/OPPONENT
2015	12/0	0	0	0.0	0	--
2016	12/4	1	15	15.0	1	15/Ole Miss
Total	24/4	1	15	15.0	1	

HARRIS' CAREER GAME HIGH STATS

Receptions	1	at Ole Miss	10/29/16
Rec. Yards	15	at Ole Miss	10/29/16
Rec. Long	15	at Ole Miss	10/29/16
Rec. TDs	1	at Ole Miss	10/29/16

HARRIS' GAME-BY-GAME RECEIVING STATS

DATE	OPPONENT	ATT	YDS	AVG	TD	TD YDS
9/3/16	CLEMSON	0	0	0.0	0	--
9/10/16	ARKANSAS STATE	0	0	0.0	0	--
9/17/16	TEXAS A&M	0	0	0.0	0	--
9/24/16	LSU	0	0	0.0	0	--
10/1/16	ULM	0	0	0.0	0	--
10/8/16	* at Mississippi State	0	0	0.0	0	--
10/22/16	ARKANSAS	0	0	0.0	0	--
10/29/16	at Ole Miss	1	15	15.0	1	15
11/5/16	VANDERBILT	0	0	0.0	0	--
11/12/16	* at Georgia	0	0	0.0	0	--
11/19/16	* ALABAMA A&M	0	0	0.0	0	--
11/26/16	* at Alabama	0	0	0.0	0	--



WILL HASTINGS #33
WR
5-10 • 172 • So. • 1L
Little Rock, Ark. (Pulaski Academy)
Business

2016: Appeared in 10 games ... six of 10 catches this season gained first downs ... three catches gaining 29 yards against Clemson, with two receptions on 3rd down and one on 4th down ... first career score was a 29-yard TD grab vs. Arkansas State ... had three receptions vs. Texas A&M ... 27-yard catch at Alabama

2015: Appeared in two games ... had one kickoff at LSU

HIGH SCHOOL: Tallied 2,040 receiving yards as a senior for Coach Kevin Kelley ... just the second receiver in state history to gain 2,000 yards in a season ... Bruins won the state title in 2011 and 2014 ... MaxPreps All-American ... AHSCA all-star game ... also played soccer ... honors graduate ... member of FCA and Green Club

PERSONAL: Birthday is July 30 ... son of Kim and Scott Hastings ... has one sibling, Lindsey ... grandfather played running back at Arkansas State ... studying in the College of Business

HASTINGS' CAREER RECEIVING STATS

YEAR	G/GS	NO	YDS	AVG	TD	LP/OPPONENT
2015	2/0	0	0	0.0	0	--
2016	10/0	10	95	9.5	1	29/Arkansas St.
Total	12/0	10	95	9.5	1	

HASTINGS' CAREER GAME HIGH STATS

Receptions	3	2x (last: Texas A&M)	9/17/16
Rec. Yards	34	Arkansas St.	9/10/16
Rec. Long	39	Arkansas St.	9/10/16
Rec. TDs	1	Arkansas St.	9/10/16

HASTINGS' GAME-BY-GAME RECEIVING STATS

DATE	OPPONENT	ATT	YDS	AVG	TD	TD YDS
9/3/16	CLEMSON	3	29	9.7	0	--
9/10/16	ARKANSAS STATE	2	34	17.0	1	29
9/17/16	TEXAS A&M	3	9	3.0	0	--
9/24/16	LSU	0	0	0.0	0	--
10/1/16	ULM	1	-4	-4.0	0	--
10/8/16	at Mississippi State					DID NOT PLAY
10/22/16	ARKANSAS	0	0	0.0	0	--
10/29/16	at Ole Miss					DID NOT PLAY
11/5/16	VANDERBILT	0	0	0.0	0	--
11/12/16	at Georgia	0	0	0.0	0	--
11/19/16	ALABAMA A&M	0	0	0.0	0	--
11/26/16	at Alabama	1	27	27.0	0	--



JEFF HOLLAND #4
OLB
6-2 • 250 • So. • 1L
Jacksonville, Fla. (Trinity Christian)
Business

2016: Reserve defensive lineman playing behind Carl Lawson at buck ... 15 career tackles ... two solo tackles vs. Clemson ... recovered an LSU fumble ... two tackles vs. ULM ... had three tackles at Mississippi State ... 4-yard sack against Arkansas ... 8-yard sack at Ole Miss ... two QB hurries against Alabama A&M

2015: True freshman in the mix at SLB ... first tackle came against Louisville ... TFL, two tackles vs. Jacksonville State ... pair of tackles at LSU ... forced fumble, three tackles at Arkansas ... TFL against Idaho ... sack against Memphis in Birmingham Bowl

HIGH SCHOOL: Talented pass rusher with plenty of tools ... led Coach Verlon Dorminey's Conquerors to a second straight Class 3A state title as a senior ... Under Armour All-America Game ... Florida Times-Union Super 11 ... Class 3A first team all-state ... all-First Coast as a junior and senior ... Scout rated him No. 1 among Florida players ... 247 Sports and ESPN rank him top 10 at his position ... PrepStar top 175 ... also a basketball starter

PERSONAL: Birthday is September 27 ... son of Jeffery Holland Sr. ... has three siblings, Jalyn, Jeffrey and Jerica ... uncle Carey Holland played basketball for Auburn ... enjoys fishing and riding dirt bikes ... studying in the College of Business

HOLLAND'S CAREER DEFENSIVE STATS

YEAR	G/GS	TT	UT	AT	TFL-YDS	QBS-YDS	FF/FR	PD	I/YDS
2015	13/0	13	7	6	2.5-12	1.0-8	1/0	0	0/0
2016	12/0	11	9	2	2.0-12	2.0-12	0/1	0	0/0
Total	25/0	24	16	8	4.5-24	3.0-20	1/1	0	0/0

Player Bios

HOLLAND'S CAREER GAME HIGH STATS

Tackles.....	3 2x (last: at Miss. State)	10/8/16
TFL.....	1.0 4x (last: at Ole Miss)	10/29/16
Sacks.....	1.0 3x (last: at Ole Miss)	10/29/16
FF.....	1 at Arkansas	10/24/15
FR.....	1 LSU	9/24/16

HOLLAND'S GAME-BY-GAME DEFENSIVE STATS

DATE	OPPONENT	TT	UT	AT	TFL-YDS	QBS-YDS
9/5/15	vs. Louisville	1	1	0	0.0-0	0.0-0
9/12/15	JACKSONVILLE STATE	2	1	1	1.0-1	0.0-0
9/19/15	at LSU	2	1	1	0.0-0	0.0-0
9/26/15	MISSISSIPPI STATE	1	1	0	0.0-0	0.0-0
10/3/15	SAN JOSE STATE	0	0	0	0.0-0	0.0-0
10/15/15	at Kentucky	1	0	1	0.0-0	0.0-0
10/24/15	at Arkansas	3	2	1	0.0-0	0.0-0
10/31/15	OLE MISS	0	0	0	0.0-0	0.0-0
11/7/15	at Texas A&M	0	0	0	0.0-0	0.0-0
11/14/15	GEORGIA	1	0	1	0.0-0	0.0-0
11/21/15	IDAHO	1	0	1	0.5-3	0.0-0
11/28/15	ALABAMA	0	0	0	0.0-0	0.0-0
12/30/15	vs. Memphis (Bham)	1	1	0	1.0-8	1.0-8

DATE	OPPONENT	TT	UT	AT	TFL-YDS	QBS-YDS
9/3/16	CLEMSON	2	2	0	0.0-0	0.0-0
9/10/16	ARKANSAS STATE	0	0	0	0.0-0	0.0-0
9/17/16	TEXAS A&M	0	0	0	0.0-0	0.0-0
9/24/16	LSU	0	0	0	0.0-0	0.0-0
10/1/16	ULM	2	2	0	0.0-0	0.0-0
10/8/16	at Mississippi State	3	2	1	0.0-0	0.0-0
10/22/16	ARKANSAS	1	1	0	1.0-4	1.0-4
10/29/16	at Ole Miss	2	1	1	1.0-8	1.0-8
11/5/16	VANDERBILT	0	0	0	0.0-0	0.0-0
11/12/16	at Georgia	1	1	0	0.0-0	0.0-0
11/19/16	ALABAMA A&M	0	0	0	0.0-0	0.0-0
11/28/16	at Alabama	0	0	0	0.0-0	0.0-0



JOSHUA #15
HOLSEY DB
 5-11 • 195 • Sr. • 3L
 Fairburn, Ga. (Creekside)
 Graduate/Education

CAREER: 43 games played with 30 starts ... 113 career tackles ... 43 games played is fifth on active roster ... 30 starts is fourth on active roster

2016: All-SEC third team (Phil Steele) ... Veteran leader of the secondary playing corner and nickel ... interception and three solo stops against Clemson ... five solo tackles against Texas A&M ... six solo tackles against LSU ... three tackles against Arkansas ... 47-yard interception and career-best five PBU at Ole Miss ... interception on Vanderbilt's final drive to seal that win ... four tackles, TFL at Georgia

2015: Versatile veteran who can play corner or safety ... torn ACL against Jacksonville State required season-ending surgery ... Senior Bowl watch list

2014: Played in 12 games with seven starts ... started opening game at boundary corner ... three solo stops against San José State ... starter at free safety at Kansas State, recording career-best 11 tackles ... four solo tackles, PBU vs. Louisiana Tech ... three tackles, PBU vs. LSU ... five solo tackles at Mississippi State ... five tackles vs. South Carolina ... two solo tackles vs. Texas A&M ... pair of solo stops at Georgia ... four tackles vs. Samford ... SEC defensive player of week (Kansas State)

2013: Starter at boundary safety for first six games ... played corner in 2012 ... registered his first career interception against Washington State along with five tackles ... four tackles and a TFL vs. Arkansas State ... four tackles vs. Mississippi State ... pair of tackles vs. Ole Miss ... suffered torn ACL week of Texas A&M and was out for the remainder of the season

2012: True freshman who earned a starting position at corner ... played in every game, making six starts ... three tackles against Arkansas ... made first career start at Ole Miss, recording five tackles and a TFL ... four tackles and a PBU at Vanderbilt ... two tackles vs. Texas A&M ... four solo stops against New Mexico State ... three solo tackles against Georgia ... five tackles against Alabama A&M ... TFL vs. Alabama ...

SEC First-Year Academic Honor Roll

HIGH SCHOOL: Outstanding cornerback from Creekside High in metro Atlanta ... High School Coach: Johnny White ... rated the nation's 15th-best cornerback, the 13th-ranked prospect from the state of Georgia and the 180th-ranked player in the country according to Rivals.com ... ranked 12th-best cornerback in the country, ranked 7th from the state of Georgia and ranked 151st overall in the country on Scout.com ... 16th-rated cornerback, No. 20-rated player from the state of Georgia and 242nd-ranked player overall nationally by 247Sports.com ... ranked eighth at the cornerback position, 10th from the state of Georgia and 86th nationally by ESPN.com ... No. 66-ranked prospect from the state of Georgia by SuperPrep ... No. 68 on the Mobile Press-Register's Super Southeast 120 ... named to the Class 4A First-Team All-State as a senior by the Georgia Sports Writers Association ... four-star prospect according to ESPN, Scout, Rivals and 247Sports.com ... 2012 Under Armour All-American Game participant ... named to ESPN's All-Georgia Football Team prior to his senior season ... in senior season, recorded 73 tackles, intercepted five passes returning two for touchdowns and forced two fumbles on defense while rushing for 265 yards and three touchdowns on 15 carries and catching 32 passes for 656 yards and seven touchdowns on offense ... also a weapon on special teams, returning a kickoff 95 yards for a score

PERSONAL: Birthday is June 25 ... son of Johnathon Holsey and Marilyn Davis ... received his bachelor's degree in May, 2016, and is working toward a master's degree in the College of Education

HOLSEY'S CAREER DEFENSIVE STATS

YEAR	G/GS	TT	UT	AT	TFL-YDS	QBS-YDS	FF/FR	PD	I/YDS
2012	12/6	30	22	8	2.0-3	0.0-0	0/0	6	0/0
2013	6/6	17	11	6	0.5-2	0.0-0	0/0	1	1/2
2014	12/7	41	36	5	0.0-0	0.0-0	0/0	2	0/0
2015	2/1	0	0	0	0.0-0	0.0-0	0/0	0	0/0
2016	11/10	25	23	2	1.0-2	0.0-0	0/0	13	3/47
Totals	43/30	113	92	21	3.5-7	0.0-0	0/0	23	4/45

HOLSEY'S CAREER GAME HIGH STATS

Tackles	11 at Kansas State	9/18/14
Interceptions.....	1 4x (last: Vanderbilt)	11/5/16
TFL.....	1.0 3x (last: at Georgia)	11/12/16
PBU.....	5 at Ole Miss	10/29/16

HOLSEY'S GAME-BY-GAME DEFENSIVE STATS

DATE	OPPONENT	TT	UT	AT	PD	INT-YDS
9/1/12	Clemson	0	0	0	0	0-0
9/8/12	at Mississippi State	0	0	0	0	0-0
9/15/12	ULM	1	1	0	0	0-0
9/22/12	LSU	2	1	1	1	0-0
10/6/12	ARKANSAS	3	2	1	1	0-0
10/13/12	* at Ole Miss	5	3	2	0	0-0
10/20/12	* at Vanderbilt	4	3	1	1	0-0
10/27/12	* TEXAS A&M	2	1	1	0	0-0
11/3/12	* NEW MEXICO STATE	4	4	0	0	0-0
11/10/12	* GEORGIA	3	3	0	1	0-0
11/17/12	* ALABAMA A&M	5	3	2	1	0-0
11/24/12	at Alabama	1	1	0	1	0-0

DATE	OPPONENT	TT	UT	AT	PD	INT-YDS
8/31/13	* WASHINGTON STATE	5	4	1	1	1-2
9/7/13	* ARKANSAS STATE	4	2	2	0	0-0
9/14/13	* MISSISSIPPI STATE*	4	3	1	0	0-0
9/21/13	* at LSU*	1	0	1	0	0-0
10/5/13	* OLE MISS*	2	1	1	0	0-0
10/12/13	* WESTERN CAROLINA	1	1	0	0	0-0
10/19/13	at Texas A&M*					DID NOT PLAY
10/26/13	FLORIDA ATLANTIC					DID NOT PLAY
11/2/13	at Arkansas*					DID NOT PLAY
11/9/13	at Tennessee*					DID NOT PLAY
11/16/13	GEORGIA*					DID NOT PLAY
11/30/13	ALABAMA*					DID NOT PLAY
12/7/13	vs. Missouri (SECCG)					DID NOT PLAY
1/6/14	vs. Florida State (BCS)					DID NOT PLAY

Player Bios

DATE	OPPONENT	TT	UT	AT	PD	INT-YDS
8/30/14	* ARKANSAS	0	0	0	0	0-0
9/6/14	SAN JOSÉ STATE	3	3	0	0	0-0
9/18/14	* at Kansas State	11	10	1	0	0-0
9/27/14	* LOUISIANA TECH	4	4	0	1	0-0
10/4/14	* LSU	3	2	1	1	0-0
10/11/14	* at Mississippi State	5	5	0	0	0-0
10/25/14	* SOUTH CAROLINA	5	4	1	0	0-0
11/1/14	at Ole Miss	1	1	0	0	0-0
11/8/14	* TEXAS A&M	2	2	0	0	0-0
11/15/14	at Georgia	2	2	0	0	0-0
11/22/14	SAMFORD	4	2	2	0	0-0
11/29/14	at Alabama	1	1	0	0	0-0
1/1/15	vs. Wisconsin (Outback)			DID NOT PLAY		

DATE	OPPONENT	TT	UT	AT	PD	INT-YDS
9/5/15	vs. Louisville	0	0	0	0	0-0
9/12/15	* JACKSONVILLE STATE	0	0	0	0	0-0
9/19/15	at LSU			DID NOT PLAY		
9/26/15	MISSISSIPPI STATE			DID NOT PLAY		
10/3/15	SAN JOSE STATE			DID NOT PLAY		
10/15/15	at Kentucky			DID NOT PLAY		
10/24/15	at Arkansas			DID NOT PLAY		
10/31/15	OLE MISS			DID NOT PLAY		
11/7/15	at Texas A&M			DID NOT PLAY		
11/14/15	GEORGIA			DID NOT PLAY		
11/21/15	IDAHO			DID NOT PLAY		
11/28/15	ALABAMA			DID NOT PLAY		
12/30/15	vs. Memphis (Bham)			DID NOT PLAY		

DATE	OPPONENT	TT	UT	AT	PD	INT-YDS
9/3/16	CLEMSON	3	3	0	2	1-0
9/10/16	* ARKANSAS STATE	0	0	0	0	0-0
9/17/16	* TEXAS A&M	5	5	0	0	0-0
9/24/16	* LSU	6	6	0	0	0-0
10/1/16	* ULM	0	0	0	0	0-0
10/8/16	* at Mississippi State	0	0	0	1	0-0
10/22/16	* ARKANSAS	3	3	0	0	0-0
10/29/16	* at Ole Miss	1	1	0	5	1-47
11/5/16	* VANDERBILT	3	3	0	2	1-0
11/12/16	* at Georgia	4	2	2	0	0-0
11/19/16	* ALABAMA A&M	0	0	0	0	0-0
11/28/16	at Alabama			DID NOT PLAY		



ANTWUAN JACKSON JR. #52
DL
6-2 • 303 • Fr. • HS
Ellenwood, Ga. (Cedar Grove)
Education

2016: Redshirted ... January enrollee

HIGH SCHOOL: Often unblockable defensive tackle with strong credentials ... January enrollee in kinesiology ... recorded 96 tackles, 52 TFL, 12 sacks for Coach Jermaine Smith at Cedar Grove High ... Class AAA GSWA state defensive player of year ... all-state, all-metro, DeKalb County defensive player of year ... U.S. Army All-American Bowl ... Scout, Rivals, 247 Sports, ESPN rate him among the top 10 defensive tackles ... MaxPreps All-America ... PrepStar Top 150 ... USA Today all-state ... also a baseball letterman

PERSONAL: Son of Antwuan Jackson Sr. and Sonya Benton ... has three siblings: Amber, Antionette and Ashanti ... birthday is September 21 ... studying in the College of Education



DARIUS JAMES #78
OL
6-4 • 320 • Jr. • TR
Killeen, Texas (Harker Heights)
Liberal Arts

CAREER: Played in 18 career games at Auburn and Texas

with 10 starts

2016: Starting offensive tackle ... played in all 12 games ... began season as back-up to Austin Golson at left tackle ... starter at left tackle last eight games beginning with ULM ... played in first four games as extra offensive lineman

2015: Redshirted after transferring from Texas

BEFORE AUBURN (Texas): Played in six games, starting two at right tackle, in 2014 ... appeared as a reserve against North Texas, UCLA, Kansas and Kansas State ... earned his first career start against Baylor and helped the offense rush for 190 yards ... also started vs. Oklahoma ... missed the West Virginia game due to a knee injury and was ruled out for the remainder of the season November 17

HIGH SCHOOL: Coached by Mike Mullins at Harker Heights ... 2013 Under Armour All-America Game ... played in only two games as a senior due to injury, however played five positions, including center, offensive tackle, offensive guard, defensive tackle and defensive end ... rated No. 1 center in the nation by ESPN, MaxPreps and Rivals ... rated as top offensive guard in the nation by 247Sports ... No. 77 on PrepStar Magazine's Dream Team ... No. 10 OL by Dave Campbell's Texas Football ... Austin American-Statesman Fab 55 ... first-team 5A all-state as a junior ... 2011 U.S. Air Force Junior All-America team ... named all-district on both offense and defense ... recorded 70 pancakes and 67 knockdowns ... also played basketball and participated in track and field

PERSONAL: Birthday is November 30 ... has three siblings: Davante, Tamia and Tanise ... began playing football at age 14 ... active in community service ... studying in the College of Liberal Arts



MIKE HORTON #64
OL
6-4 • 331 • RFr. • RS
Atlanta, Ga. (Lakeside)
Engineering

2016: Backup offensive lineman ... sixth offensive lineman in jumbo package ... saw first college action against Clemson ... played in 11 games

2015: Redshirted ... Academic Top Tiger and SEC first-year Academic Honor Roll

HIGH SCHOOL: Imposing offensive lineman for Coach Heath Hinton ... first team Class 6A all-region 2 ... Semper Fi All-American Bowl ... 247 Sports ranks him among 60 top prospects in Georgia ... No. 23 overall OG by ESPN ... No. 6 OG prospect in Georgia by Scout ... PrepStar all-South ... also a basketball and track and field letterman

PERSONAL: Birthday is October 7 ... son of Catherine Horton ... studying in the College of Engineering

Player Bios



**PAUL
JAMES III** #10
LB
6-4 • 271 • Jr. • JC
Miami, Fla. (Copiah-Lincoln CC)
Liberal Arts

2016: Played in three games before suffering season-ending knee injury ... PBU against Clemson in first Auburn action ... solo tackle against Arkansas State ... TFL, two tackles vs. Texas A&M ... suffered a season-ending injury before the LSU game

JUNIOR COLLEGE: Talented edge rusher who can make an impact ... January enrollee in sociology ... 47 tackles, 14 sacks (fifth in NJCAA), 22 TFL at Copiah-Lincoln for Coach Glenn Davis ... NJCAA Region 23 Defensive Most Valuable Player, MACJC Most Valuable Defensive Lineman, first-team all-state ... played 2014 season at Illinois, appearing in four games

HIGH SCHOOL: All-Dade County, second-team Florida 5A all-state selection for Coach Daryle Heidelberg at Norland High, helping the Vikings to the 2012 state title ... also played baseball

PERSONAL: Son of Niquita Wooden and Paul James Jr. ... has five siblings: Vinquita, Peter, Sydney, Niklia and Deja ... uncle Prentice James played football at Hofstra ... birthday is August 4 ... studying in the College of Liberal Arts

P. JAMES' CAREER DEFENSIVE STATS

YEAR	G/GS	TT	UT	AT	TFL-YDS	QBS-YDS	FF/FR	PD	I/YDS
2014	4/0	1	0	1	0.0-0	0.0-0	0/0	0	0/0
<i>2014 season - Illinois</i>									
2016	3/0	3	3	0	1.0-6	0.0-0	0/0	1	0/0
TOTAL	7/0	4	4	1	1.0-6	0.0-0	0/0	0	0/0

P. JAMES' CAREER GAME HIGH STATS

Tackles.....	2	Texas A&M	9/17/16
TFL.....	1.0	Texas A&M	9/17/16
PBU.....	1	Clemson	9/3/16

P. JAMES' GAME-BY-GAME DEFENSIVE STATS

DATE	OPPONENT	TT	UT	AT	TFL-YDS	QBS-YDS
9/3/16	CLEMSON	0	0	0	0.0-0	0.0-0
9/10/16	ARKANSAS STATE	1	0	1	0.0-0	0.0-0
9/17/16	TEXAS A&M	2	0	2	1.0-6	0.0-0
9/24/16	LSU	DID NOT PLAY				
10/1/16	ULM	DID NOT PLAY				
10/8/16	at Mississippi State	DID NOT PLAY				
10/22/16	ARKANSAS	DID NOT PLAY				
10/29/16	at Ole Miss	DID NOT PLAY				
11/5/16	VANDERBILT	DID NOT PLAY				
11/12/16	at Georgia	DID NOT PLAY				
11/19/16	ALABAMA A&M	DID NOT PLAY				
11/28/16	at Alabama	DID NOT PLAY				



**JAUNTA'VIUS
JOHNSON** #62
DL
6-2 • 317 • RFr. • RS
Lincoln, Ala. (Lincoln)
Liberal Arts

2016: Missed season due to injury

2015: Redshirted ... Academic Top Tiger

HIGH SCHOOL: Imposing defensive line prospect ... led Coach Brad Wallace's Golden Bears to the region championship ... Class 4A ASWA HM all-state ... ranked among the top 35 at his position by Rivals and Scout ... PrepStar all-South

PERSONAL: Birthday is October 23 ... son of Miesha Johnson and Johnny Carmichael ... has a sister, Makayla Johnson, and a brother, Kenneth Smith ... studying in the College of Liberal Arts



**JEREMY
JOHNSON** #6
QB
6-5 • 234 • Sr. • 3L
Montgomery, Ala. (Carver)
University College

CAREER: Played in 29 career games ... holds a 7-4 mark as starting quarterback ... has 20 touchdown passes in his four-year career ... has also scored nine touchdowns on the ground ... 2,231 passing yards in his four seasons at Auburn ... has thrown at least one touchdown pass in nine of 11 career starts ... his 20 career TD passes have been to 12 different receivers: Melvin Ray (3), Ricardo Louis (3), D'haquille Williams (2), Sammie Coates (2), Tony Stevens (2), Jason Smith (2), Quan Bray, Marcus Davis, Jay Prosch, Roc Thomas, C.J. Uzomah and Kyle Davis ... Johnson topped the 1,000-yard career passing mark vs. Jacksonville State (2015) ... eclipsed 2,000 career yards against Alabama A&M (2016)

2016: Saw action in four games with two starts ... played 22 snaps in the opener against Clemson ... starter vs. Alabama A&M; 14-19 passing for 147 yards, two passing TD, and rushed for 42 yards, two TD ... 4-13 passing as starter at Alabama

2015: Played in 12 games with seven starts ... passed for 1,054 yards and 11 touchdowns as a junior ... also rushed for six touchdowns ... completed 60.5 percent of his passes ... first Auburn QB to start consecutive openers since 2009 ... 4-3 as the starting QB in 2015 ... had a 1-yard TD run and 33-yd TD pass to Ricardo Louis against Louisville ... TD tosses to Roc Thomas (51) and Melvin Ray (10 in OT) vs. Jacksonville State ... 65-yard TD run and TD passes to Ray (9) and D'haquille Williams (10) at LSU ... 44-yard pass to Tony Stevens vs. Ole Miss ... starter at Texas A&M, passing for 132 yards (13-17) with a TD ... connected on his first nine passes vs. the Aggies ... starter vs. Georgia, 14-22 passing with an interception and 31 yards rushing ... 13-19, 163 yards, two TD passing and two rushing TD as the starter vs. Idaho ... 10-23, 169 yards passing vs. Alabama with 77-yard TD to Jason Smith ... 11-yard TD pass to Jason Smith and 5-yard TD run against Memphis in the Birmingham Bowl ... Maxwell Award watch list ... Davey O'Brien Award watch list ... 2nd team preseason all-SEC (SEC media, Athlon, Phil Steele) ... 3rd team all-SEC (SEC coaches, Lindy's) ... Academic Top Tiger

2014: Played in seven games ... started season opener vs. Arkansas, completing his first eight passes, and finishing 12-16 for 243 yards in first half, with touchdown passes to D'haquille Williams (18 yards) and Melvin Ray (49 yards) ... first Auburn quarterback to throw for more than 200 yards in a half since Cam Newton in 2010 vs. South Carolina ... 3-4 passing for 34 yards in late action against San José State and scored his first career rushing TD ... 15-yard TD pass to C.J. Uzomah vs. Louisiana Tech ... 3-3 passing for 61 yards vs. LSU ... against Georgia, he was 4-5 for 30 yards on a late drive ... 2-4 in late action vs. Samford ... 828 career passing yards ... has thrown nine career touchdowns through first two collegiate seasons

2013: True freshman who saw his first action as the starter against Western Carolina ... played in six games ... 17-of-21 passing against WCU for 201 yards and four TDs; also rushed for 26 yards ... 10-16 for 192 yards passing vs. Florida Atlantic, with TDs to Sammie Coates of 67 and 36 yards; also rushed for 21 yards vs. FAU ... SEC freshman of the week (Western Carolina, Florida Atlantic) ... 14-yard completion to Melvin Ray in win over Georgia

HIGH SCHOOL: Talented hard-working signal-caller who was named Alabama Mr. Football for 2012 ... 3,193 yards, 31 TD passing as a senior and also rushed for 705 yards, 7 scores for Coach Billy Gresham at Carver High ... more than 8,200 career passing yards ... U.S. Army All-American Bowl ... Alabama-Mississippi All-Star Classic ... ranked No. 12 in Alabama, No. 14 QB by 247Sports ... Rivals No. 5 QB, No. 93 overall prospect ... Scout No. 24 ... PrepStar No. 90 overall, No. 7-ranked quarterback ... Montgomery Advertiser all-metro player of the year ... key part of

Player Bios

Carver's 2012 state championship basketball team earning first team all-state honors
PERSONAL: Birthday is September 23 ... son of LaTasha Johnson and Ojedita Johnson ... studying in the University College

J. JOHNSON'S CAREER PASSING STATS

YEAR	G/GS	CMP	ATT	PCT	YDS	INT	TD	LP/OPPONENT
2013	6/1	29	41	70.7	422	2	6	67/Fla Atlantic
2014	7/1	28	37	75.7	436	0	3	62/Arkansas
2015	12/7	95	157	60.5	1054	7	10	77/Alabama
2016	4/2	22	38	57.9	219	2	1	27/Alabama
Total	29/11	174	273	63.7	2131	10	20	

J. JOHNSON'S CAREER RUSHING STATS

YEAR	G/GS	NO	YDS	AVG	TD	LP/OPPONENT
2013	6/1	7	47	6.7	0	16/Western Carolina
2014	7/1	4	-7	-1.8	1	1/San Jose State
2015	12/7	47	137	2.9	6	65/LSU
2016	4/2	14	23	1.6	2	31/Alabama A&M
Total	29/11	72	200	2.8	9	

J. JOHNSON'S CAREER GAME HIGH STATS

Completions	21	Jacksonville State	9/12/15
Pass Attempts....	32	Jacksonville State	9/12/15
Pass Yards	243	Arkansas	8/30/14
Pass Yards (quarter)	186	Arkansas (1st quarter)	8/30/14
Pass TDs.....	4	Western Carolina	10/12/13
Interceptions.....	3	vs. Louisville	9/5/15
Pass Long	77	Alabama	11/28/15
Rush Attempts ...	12	at LSU	9/19/15
Rush Yards	42	Alabama A&M	11/19/16
Rush TDs	2	2x (last: Alabama A&M)	11/19/16
Rush Long	65	at LSU	9/19/15
150-Yd Pass	6	last: Alabama	11/28/15

J. JOHNSON'S GAME-BY-GAME PASSING STATS

DATE	OPPONENT	CMP	ATT	YDS	INT	TD	TD Passes
8/31/13	WASHINGTON STATE						DID NOT PLAY
9/7/13	ARKANSAS STATE						DID NOT PLAY
9/14/13	MISSISSIPPI STATE						DID NOT PLAY
9/21/13	at LSU						DID NOT PLAY
10/5/13	OLE MISS						DID NOT PLAY
10/12/13	* WESTERN CAROLINA	17	21	201	1	4	846,22,3
10/19/13	at Texas A&M	0	2	0	0	0	--
10/26/13	FLORIDA ATLANTIC	10	16	192	1	2	36,67
11/2/13	at Arkansas	1	1	15	0	0	--
11/9/13	at Tennessee	0	0	0	0	0	--
11/16/13	GEORGIA	1	1	14	0	0	--
11/30/13	ALABAMA						DID NOT PLAY
12/7/13	vs. Missouri (SEC)						DID NOT PLAY
1/6/14	vs. Florida State (BCS)						DID NOT PLAY

DATE	OPPONENT	CMP	ATT	YDS	INT	TD	TD Passes
8/30/14	* ARKANSAS	12	16	243	0	2	49,18
9/6/14	SAN JOSE STATE	3	4	34	0	0	--
9/18/14	at Kansas State	0	0	0	0	0	--
9/27/14	LOUISIANA TECH	4	5	53	0	1	15
10/4/14	LSU	3	3	61	0	0	--
10/11/14	at Mississippi State						DID NOT PLAY
10/25/14	SOUTH CAROLINA						DID NOT PLAY
11/1/14	at Ole Miss						DID NOT PLAY
11/8/14	TEXAS A&M						DID NOT PLAY
11/15/14	at Georgia	4	5	30	0	0	--
11/22/14	SAMFORD	2	4	15	0	0	--
11/29/14	at Alabama						DID NOT PLAY
1/1/15	Wisconsin (Outback)						DID NOT PLAY

DATE	OPPONENT	CMP	ATT	YDS	INT	TD	TD Passes
9/5/15	* vs. Louisville	11	21	137	3	1	33
9/12/15	* JACKSONVILLE STATE	21	32	236	2	2	51,10
9/19/15	* at LSU	11	19	100	1	2	9,10
9/26/15	MISSISSIPPI STATE						DID NOT PLAY
10/3/15	SAN JOSE STATE	0	0	0	0	0	--
10/15/15	at Kentucky	0	0	0	0	0	--
10/24/15	at Arkansas	0	0	0	0	0	--
10/31/15	OLE MISS	1	3	44	0	0	--
11/7/15	* at Texas A&M	13	17	132	0	1	9
11/14/15	* GEORGIA	14	22	61	1	0	--
11/21/15	* IDAHO	13	19	163	0	2	15,5
11/28/15	* ALABAMA	10	23	170	0	1	77

12/30/15 vs. Memphis (Bham) 1 1 11 0 1 11

DATE	OPPONENT	CMP	ATT	YDS	INT	TD	TD Passes
9/3/16	CLEMSON	4	6	38	1	0	--
9/10/16	ARKANSAS STATE						DID NOT PLAY
9/17/16	TEXAS A&M						DID NOT PLAY
9/24/16	LSU						DID NOT PLAY
10/1/16	ULM						DID NOT PLAY
10/8/16	at Mississippi State	0	0	0	0	0	--
10/22/16	ARKANSAS						DID NOT PLAY
11/29/16	at Ole Miss						DID NOT PLAY
11/5/16	VANDERBILT						DID NOT PLAY
11/12/16	at Georgia						DID NOT PLAY
11/19/16	* ALABAMA A&M	14	19	147	0	1	14
11/26/16	* at Alabama	4	13	34	0	0	--

J. JOHNSON'S GAME-BY-GAME RUSHING STATS


DATE	OPPONENT	ATT	YDS	Avg.	TD	TD YDS	
8/31/13	WASHINGTON STATE						DID NOT PLAY
9/7/13	ARKANSAS STATE						DID NOT PLAY
9/14/13	MISSISSIPPI STATE						DID NOT PLAY
9/21/13	at LSU						DID NOT PLAY
10/5/13	OLE MISS						DID NOT PLAY
10/12/13	* WESTERN CAROLINA	3	26	8.67	0	--	
10/19/13	at Texas A&M	0	0	0.00	0	--	
10/26/13	FLORIDA ATLANTIC	4	21	5.25	0	--	
11/2/13	at Arkansas	0	0	0.00	0	--	
11/9/13	at Tennessee	0	0	0.00	0	--	
11/16/13	GEORGIA	0	0	0.00	0	--	
11/30/13	ALABAMA						DID NOT PLAY
12/7/13	vs. Missouri (SEC)						DID NOT PLAY
1/6/14	vs. Florida State (BCS)						DID NOT PLAY

DATE	OPPONENT	ATT	YDS	AVG	TD	TD YDS	
8/30/14	ARKANSAS	0	0	0.0	0	--	
9/6/14	SAN JOSE STATE	2	1	0.5	1	1	
9/18/14	at Kansas State	0	0	0.0	0	--	
9/27/14	LOUISIANA TECH	1	-3	-3.0	0	--	
10/4/14	LSU	0	0	0.0	0	--	
10/11/14	at Mississippi State						DID NOT PLAY
10/25/14	SOUTH CAROLINA						DID NOT PLAY
11/1/14	at Ole Miss						DID NOT PLAY
11/8/14	TEXAS A&M						DID NOT PLAY
11/15/14	* at Georgia	1	-5	-5.0	0	--	
11/22/14	SAMFORD	0	0	0.0	0	--	
11/29/14	* at Alabama						DID NOT PLAY
1/1/15	Wisconsin (Outback)						DID NOT PLAY

DATE	OPPONENT	ATT	YDS	AVG	TD	TD YDS	
9/5/15	* vs. Louisville	5	11	2.2	1	1	
9/12/15	* JACKSONVILLE STATE	4	7	1.8	0	--	
9/19/15	* at LSU	12	41	3.4	1	65	
9/26/15	MISSISSIPPI STATE						DID NOT PLAY
10/3/15	SAN JOSE STATE	0	0	0	0	--	
10/15/15	at Kentucky	0	0	0	0	--	
10/24/15	at Arkansas	1	1	1.0	1	1	
10/31/15	OLE MISS	4	15	3.8	0	--	
11/7/15	* at Texas A&M	0	0	0	0	--	
11/14/15	* GEORGIA	7	31	4.4	0	--	
11/21/15	* IDAHO	5	23	4.6	2	1,2	
11/28/15	* ALABAMA	6	-18	-3.0	0	--	
12/30/15	vs. Memphis (Bham)	3	26	8.7	1	5	

DATE	OPPONENT	ATT	YDS	Avg.	TD	TD YDS	
9/3/16	CLEMSON	6	-18	-3.0	0	--	
9/10/16	ARKANSAS STATE						DID NOT PLAY
9/17/16	TEXAS A&M						DID NOT PLAY
9/24/16	LSU						DID NOT PLAY
10/1/16	ULM						DID NOT PLAY
10/8/16	at Mississippi State	0	0	0.0	0	--	
10/22/16	ARKANSAS						DID NOT PLAY
10/29/16	at Ole Miss						DID NOT PLAY
11/5/16	VANDERBILT						DID NOT PLAY
11/12/16	at Georgia						DID NOT PLAY
11/19/16	* ALABAMA A&M	6	42	7.0	2	7,1	
11/26/16	* at Alabama	2	-1	-0.5	0	--	

Player Bios



KERRYON #21
JOHNSON RB

6-0 • 211 • So. • 1L
Madison, Ala. (Madison Academy)
Education

CAREER: Played in 24 games with seven starts ... 2,008 career all-purpose yards ... 1,070 career rushing yards ... three career 100-yard games ... his career kick return average of 25.88 yards is fourth-best at Auburn

2016: Starting tailback who is also a kick returner ... 862 rushing yards on season ... Played in 11 games with six starts ... 11 rushing touchdowns on season is 18th in Auburn single-season history ... rushed for 94 yards on 23 carries with a 9-yard TD against Clemson ... first career 100-yard game came against Arkansas State, with 124 yards on 18 carries with TD of 47 and 1 yards ... 60 yards rushing with a 2-yard TD vs. Texas A&M ... 93 yards rushing, 68 yards receiving vs. LSU ... 146 yards, two TD on 24 carries against ULM ... limited early action at Mississippi State before injury ... 42 yards rushing and two catches for 43 yards at Ole Miss ... 36 yards rushing vs. Vanderbilt ... 99 yards rushing with a TD at Georgia ... 108 yards rushing, one TD against Alabama A&M ... CoSIDA Academic All-District ... 8th different player to rush for 100 or more yards under Malzahn as Auburn head coach

2015: Played in 13 games with one start as a freshman ... saw first action vs. Louisville ... 9-yard gain was the first play of overtime vs. Jacksonville State ... first career catch was 7 yards vs. JSU ... 129 all-purpose yards at LSU included KO returns of 40, 30 and 28 yards ... 28 yards rushing, 32 yards receiving vs. Mississippi State ... first start came against San José State, gaining 21 yards rushing in wildcat package ... 161 all-purpose yards at Kentucky included 36 rushing, 14 receiving and 111 on four KO returns ... 31 yards rushing, 11 yards receiving at Arkansas ... three catches gained 43 yards at Texas A&M, along with 19 yards rushing and a 21-yard kick return ... 7-yard TD run vs. Georgia ... pair of kick returns gained 65 yards vs. Idaho ... 26-yard kick return vs. Alabama ... 8-yard TD run and 37-yard reception vs. Memphis in Birmingham Bowl ... Academic Top Tiger and SEC first-year Academic Honor Roll

HIGH SCHOOL: Accomplished running back who was the 2015 Alabama Mr. Football ... 1,659 yards, 25 TD as a senior ... Class 3A Super 7 MVP, and set a championship game record scoring six TD ... 5,274 career yards rushing and 109 total TD scored (rush, rec., INT, KR) ... led Coach Eric Cohe's Mustangs to three straight state titles ... MVP of Alabama-Mississippi All-Star Game ... Under Armour All-America Game ... three times ASWA first team all-state ... AL.com A-List ... Gatorade state player of the year ... ranked the No. 1 prospect in Alabama by 247 Sports, Scout and ESPN ... top five RB by ESPN, Rivals, Scout ... Max Preps small school All-America ... PrepStar top 40 ... John Stallworth athlete of the year award ... also all-state in basketball

PERSONAL: Birthday is June 30 ... son of Natalie Johnson and Kerry Johnson ... has a brother, Kerron, and two sisters, Nyla and Kalonda ... brother plays professional basketball in Europe ... studying in the College of Education

K. JOHNSON'S CAREER RUSHING STATS

YEAR	G/GS	NO	YDS	AVG	TD	LP/OPPONENT
2015	13/1	52	208	4.0	3	19/Arkansas
2016	11/6	173	862	5.0	11	47/Arkansas State
Total	24/7	225	1070	4.8	14	

K. JOHNSON'S CAREER RECEIVING STATS

YEAR	G/GS	NO	YDS	AVG	TD	LP/OPPONENT
2015	13/1	14	159	11.4	0	37/Memphis
2016	11/6	16	120	7.5	0	37/at Ole Miss
Total	24/7	30	279	9.3	0	

K. JOHNSON'S CAREER GAME HIGH STATS

Rush Attempts ...	24	ULM	10/1/16
Rush Yards	146	ULM	10/1/16
Rush Long	47	Arkansas State	9/10/16
Rush TDs	2	3x (last: at Ole Miss)	10/29/16
Receptions	4	LSU	9/24/16
Receiving Yds....	68	LSU	9/24/16
Rec. Long	37	2x (last: at Ole Miss)	10/29/16
Kick Ret.	4	at Kentucky	10/15/15

Kick Ret Yds.....	111	at Kentucky	10/15/15
Kick Ret Lg.....	40	at LSU	9/19/15
AP Yards	161	at Kentucky	10/15/15

K. JOHNSON'S GAME-BY-GAME RUSHING STATS

DATE	OPPONENT	ATT	YDS	AVG	TD	TD YDS
9/5/15	vs. Louisville	0	0	0.0	0	--
9/12/15	JACKSONVILLE STATE	2	8	4.0	0	--
9/19/15	at LSU	4	14	3.5	0	--
9/26/15	MISSISSIPPI STATE	5	28	5.6	0	--
10/3/15	* SAN JOSE STATE	5	21	4.2	0	--
10/15/15	at Kentucky	9	36	4.0	0	6
10/24/15	at Arkansas	7	31	4.4	0	--
10/31/15	OLE MISS	5	7	1.4	0	--
11/7/15	at Texas A&M	3	19	6.3	0	--
11/14/15	GEORGIA	2	10	5.0	1	7
11/21/15	IDAHO	1	3	3.0	0	--
11/28/15	ALABAMA	3	7	2.3	0	--
12/30/15	vs. Memphis (Bham)	6	24	4.0	1	8

DATE	OPPONENT	ATT	YDS	Avg.	TD	TD YDS
9/3/16	CLEMSON	23	94	4.1	1	9
9/10/16	* ARKANSAS STATE	18	124	6.9	2	47,1
9/17/16	TEXAS A&M	15	60	4.0	1	2
9/24/16	* LSU	22	93	4.2	0	--
10/1/16	* ULM	24	146	6.1	2	1,2
10/8/16	* at Mississippi State	3	21	7.0	0	--
10/22/16	ARKANSAS			DID NOT PLAY		
10/29/16	at Ole Miss	11	42	3.8	2	1,3
11/5/16	VANDERBILT	9	36	4.0	1	3
11/12/16	* at Georgia	22	99	4.5	1	3
11/19/16	* ALABAMA A&M	18	108	6.0	1	2
11/26/16	at Alabama	8	39	4.9	0	--

K. JOHNSON'S GAME-BY-GAME RECEIVING STATS

DATE	OPPONENT	REC	YDS	AVG	TD	TD YDS
9/5/15	vs. Louisville	0	0	0.0	0	--
9/12/15	JACKSONVILLE STATE	1	7	7.0	0	--
9/19/15	at LSU	3	17	5.7	0	--
9/26/15	MISSISSIPPI STATE	3	32	10.7	0	--
10/3/15	SAM JOSE STATE	0	0	0.0	0	--
10/15/15	at Kentucky	1	14	14.0	0	--
10/24/15	at Arkansas	1	11	11.0	0	--
10/31/15	OLE MISS	0	0	0.0	0	--
11/7/15	at Texas A&M	3	43	14.3	0	--
11/14/15	GEORGIA	0	0	0.0	0	--
11/21/15	IDAHO	1	-2	-2.0	0	--
11/28/15	ALABAMA	0	0	0.0	0	--
12/30/15	vs. Memphis (Bham)	1	37	37.0	0	--

DATE	OPPONENT	ATT	YDS	Avg.	TD	TD YDS
9/3/16	CLEMSON	1	-3	-3.0	0	--
9/10/16	* ARKANSAS STATE	1	7	7.0	0	--
9/17/16	TEXAS A&M	2	-2	-2.0	0	--
9/24/16	* LSU	4	68	17.0	0	--
10/1/16	* ULM	0	0	0.0	0	--
10/8/16	* at Mississippi State	1	-3	-3.0	0	--
10/22/16	ARKANSAS			DID NOT PLAY		
10/29/16	at Ole Miss	2	43	21.5	0	--
11/5/16	VANDERBILT	1	3	3.0	0	--
11/12/16	* at Georgia	2	-9	-4.5	0	--
11/19/16	* ALABAMA A&M	2	16	8.0	0	--
11/26/16	at Alabama	0	0	0.0	0	--

K. JOHNSON'S GAME-BY-GAME RETURN STATS

DATE	OPPONENT	PR/YDS	TD	KR/YDS	TD
9/3/16	CLEMSON	0/0	0	0/0	0
9/10/16	* ARKANSAS STATE	0/0	0	1/13	0
9/17/16	TEXAS A&M	0/0	0	1/34	0
9/24/16	* LSU	0/0	0	1/21	0
10/1/16	* ULM	0/0	0	0/0	0
10/8/16	* at Mississippi State	0/0	0	1/19	0
10/22/16	ARKANSAS			DID NOT PLAY	
10/29/16	at Ole Miss	0/0	0	1/24	0
10/5/16	VANDERBILT	0/0	0	3/96	0
11/12/16	* at Georgia	0/0	0	1/14	0
11/19/16	* ALABAMA A&M	0/0	0	0/0	0
11/26/16	at Alabama	0/0	0	1/14	0

Player Bios



KALEB #54

KIM OL

6-4 • 290 • RFr. • RS
Buford, Ga. (Mill Creek)
Business

2016: Played in three games as a backup center ... saw first career action against Arkansas State

2015: Did not see any game action as a redshirt ... Academic Top Tiger

HIGH SCHOOL: Four-year starter on the offensive line for Coach Shannon Jarvis at Mill Creek High ... team captain who recorded more than 120 pancake blocks with an average grade of 89% ... Class 6A all-state as a junior and senior ... 2014 county lineman of the year ... all-county as a sophomore, junior and senior ... U.S. Army All-American Game ... Atlanta Journal-Constitution Super 11 ... Gwinnett Daily Post Super Six ... ranked No. 5 OL prospect by 247 Sports and Scout ... Georgia top 30 prospects by ESPN, Rivals, 247 Sports ... PrepStar top 200 ... also throws the shot put and discus ... honor student and active in FCA

PERSONAL: Son of John and Cindy Kim ... father played football at Gardner-Webb ... has one sister, Hanna ... birthday is July 31 ... studying in the College of Business



ALEX #63

KOZAN OL

6-4 • 310 • Sr. • 2L
Castle Rock, Colo. (Valor Christian)
Graduate/Business

CAREER: Has played and started 39 consecutive games, a team high ... Auburn's offense has averaged 269.0 rushing yards and 441.5 yards of total offense in the 39 career games that he has started

2016: All-America second team (Sporting News) ... All-SEC first team (AP) ... All-SEC second team (coaches) ... All-SEC third team (Athlon, Phil Steele) ... Third-year starter at offensive guard ... 39 career starts, most on the current team ... team captain ... SEC offensive lineman of week (Arkansas) ... National Football Foundation postgraduate scholarship nominee ... Sporting News midseason All-America ... Preseason: Outland Trophy, Senior Bowl watch lists ... all-SEC first team (Athlon, SEC coaches, SEC media, CFN), second team (Lindy's), third team (Phil Steele) ... CoSIDA Academic All-District

2015: Returning starter at left guard ... game captain: Mississippi State ... Outland Trophy watch list ... 2nd team preseason all-SEC (Athlon, Phil Steele) ... 3rd team all-SEC (SEC coaches, SEC media) ... received his bachelor's degree in May, 2015 ... first team CoSIDA academic all-district and on the ballot for Academic All-America ... SEC Academic Honor Roll and Academic Top Tiger

2014: Missed season due to back injury ... Third-team preseason All-America (Athlon); preseason all-SEC first team (Athlon); second team (SEC media, Phil Steele, Birmingham News); third team (Lindy's, CFB Matrix) ... Outland Trophy watch list ... SEC Academic Honor Roll and Academic Top Tiger

2013: Redshirt freshman who is the starter at left offensive guard ... FWAA, Sporting News Freshman All-American ... Freshman All-SEC ... first college start came vs. Washington State ... started every game ... Lindy's all-newcomer team ... SEC Academic Honor Roll

2012: Did not see varsity action while redshirting ... SEC Honor Roll for academics

HIGH SCHOOL: Offensive lineman from Colorado's Valor Christian High ... High School Coach: Brent Vieselmeyer ... all-conference, all-Colorado as a senior leading Valor to a state title ... four-star prospect according to ESPN.com and Rivals.com ... fifth-ranked player from the state of Colorado according to Rivals.com ... No. 16-ranked offensive tackle nationally and sixth-ranked player overall from the state of Colorado by Scout.com ... ranked 23rd at the offensive guard position and sixth overall from the state of Colorado according to ESPN.com ... 47th-rated offensive tackle nationally and sixth-rated player from the state of Colorado according to 247Sports.com ... participated in the 2012 Semper Fidelis Bowl following his senior season ... named All-Conference as a sophomore and All-Conference and All-State as a junior while helping lead Valor to the state championship both years

PERSONAL: Birthday is November 17 ... son of Teresa and Jon Kozan ... earned his bachelor's degree in finance in May, 2015 ... doing graduate study in the College of Business



CALEB #40

KING TE

6-3 • 221 • Jr. • HS
Huntsville, Ala. (Westminster Christian)
Business

2016: Has played in two games at TE ... saw first career action against ULM

HIGH SCHOOL: Team captain for Coach Stephen Hooks at Westminster Christian Academy ... 10 receptions for 150 yards, 3 TD as a junior and senior ... recorded 51 tackles, 4 TFL, 2 sacks, 3 PBU at linebacker ... also lettered in soccer ... member of FCA ... attended Mercer University before coming to Auburn

PERSONAL: Birthday is November 11 ... son of Barry and Laura King ... has two siblings, Ethan and Tyler ... dad played football and baseball at Mars Hill ... studying in the College of Business



GRIFFIN #89

KING WR

5-10 • 181 • RFr. • RS
Atlanta, Ga. (Marist School)
Business

2016: Backup wide receiver ... played in five games primarily on special teams... had a special teams tackle vs. Alabama A&M

2015: Redshirted; did not see any game action ... Academic Top Tiger

HIGH SCHOOL: Named most valuable back as a senior for Coach Alan Chadwick at the Marist School ... Rising Seniors All-Star Game ... DeKalb Super Seven ... FSI camp MVP ... also a baseball and track letterman

PERSONAL: Birthday is February 15 ... son of Dan and Debra King ... has two siblings, Gray and Savannah ... brother Gray played three seasons at Auburn (2013-15) ... small group leader at church ... studying in the College of Business

Player Bios



DEVAROE #94
LAWRENCE DL
 6-2 • 303 • Sr. • 1L
 Greenville, S.C. (Georgia Military College)
 Master's Degree

2016: Veteran in the rotation at defensive tackle ... 45 career tackles ... two tackles, TFL against Clemson ... had a solo stop against Texas A&M and also LSU ... 10-yard sack against Arkansas ... two tackles at Ole Miss ... two tackles, TFL against Alabama A&M ... suffered a knee injury in the Alabama game requiring surgery ... Preseason: Senior Bowl watch list

2015: Provides quality depth at defensive tackle ... sack, two tackles vs. Louisville ... six tackles, TFL at LSU ... five tackles at Arkansas ... five tackles vs. Ole Miss ... three stops vs. Texas A&M ... five tackles, TFL vs. Georgia ... solo stop, QB hurry vs. Alabama ... two solo stops in Birmingham Bowl vs. Memphis

2014: Saw action in four games ... recorded first career tackle against Samford
JUNIOR COLLEGE/HIGH SCHOOL: Junior college transfer with three years of eligibility remaining ... 20 tackles, 4.5 sacks for Coach Bert Williams helping Georgia Military to the 2012 NJCAA national championship game ... played prep football at Carolina High in Greenville, S.C. ... high school coach was Mark Hodge ... 247sports No. 11 DT, Top 40 JUCO overall ... PrepStar JUCO All-America

PERSONAL: Son of Sam and Angie Kelly ... birthday is October 13 ... has six siblings: Tim, Tanyetta, Trey, Erin, Maria and Shametra ... Major at Auburn: Public Administration ... SASS Academic Achiever Award at AUSPYS ... received his bachelor's degree in May, 2016, and earned graduate degree from the College of Liberal Arts in December, 2016

LAWRENCE'S CAREER DEFENSIVE STATS

YEAR	G/GS	TT	UT	AT	TFL-YDS	QBS-YDS	FF/FR	PD	QBH	INT
2014	4/0	1	1	0	1.0-2	0-0	0/0	0	0	0
2015	13/0	31	13	18	2.0-7	0.5-3	0/0	0	5	0
2016	11/0	13	9	4	3.0-12	1.0-10	0/0	0	1	0
Total	28/0	45	23	22	6.0-21	1.5-13	0/0	0	6	0

LAWRENCE'S CAREER GAME HIGH STATS

Tackles.....6 at LSU 9/19/15
 TFL.....1.0 5x (last: Alabama A&M) 11/19/16
 Sacks.....1.0 Arkansas 10/22/16

LAWRENCE'S GAME-BY-GAME DEFENSIVE STATS

DATE	OPPONENT	TT	UT	AT	TFL-YDS	QBS-YDS
8/30/14	ARKANSAS				DID NOT PLAY	
9/6/14	SAN JOSÉ STATE	0	0	0	0.0-0	0.0-0
9/18/14	at Kansas State				DID NOT PLAY	
9/27/14	LOUISIANA TECH	0	0	0	0.0-0	0.0-0
10/4/14	LSU				DID NOT PLAY	
10/11/14	at Mississippi State				DID NOT PLAY	
10/25/14	SOUTH CAROLINA				DID NOT PLAY	
11/1/14	at Ole Miss				DID NOT PLAY	
11/8/14	TEXAS A&M				DID NOT PLAY	
11/15/14	at Georgia	0	0	0	0.0-0	0.0-0
11/22/14	SAMFORD	1	1	0	1.0-2	0.0-0
11/29/14	at Alabama				DID NOT PLAY	
1/1/15	Wisconsin (Outback)				DID NOT PLAY	

DATE	OPPONENT	TT	UT	AT	TFL-YDS	QBS-YDS
9/5/15	vs. Louisville	2	1	1	0.5-3	0.5-3
9/12/15	JACKSONVILLE STATE	0	0	0	0.0-0	0.0-0
9/19/15	at LSU	6	5	1	0.5-1	0.0-0
9/26/15	MISSISSIPPI STATE	1	0	1	0.0-0	0.0-0
10/3/15	SAN JOSE STATE	0	0	0	0.0-0	0.0-0
10/15/15	at Kentucky	0	0	0	0.0-0	0.0-0
10/24/15	at Arkansas	5	2	3	0.0-0	0.0-0
10/31/15	OLE MISS	5	1	4	0.0-0	0.0-0
11/7/15	at Texas A&M	3	2	1	0.0-0	0.0-0
11/14/15	GEORGIA	5	3	2	1.0-3	0.0-0
11/21/15	IDAHO	1	0	1	0.0-0	0.0-0
11/28/15	ALABAMA	1	1	0	0.0-0	0.0-0

DATE	OPPONENT	TT	UT	AT	TFL-YDS	QBS-YDS
12/30/15	vs. Memphis (Bham)	2	2	0	0.0-0	0.0-0
9/3/16	CLEMSON	2	1	1	1.0-1	0.0-0
9/10/16	ARKANSAS STATE				DID NOT PLAY	
9/17/16	TEXAS A&M	1	0	1	0.0-0	0.0-0
9/24/16	LSU	1	1	0	0.0-0	0.0-0
10/1/16	ULM	1	1	0	0.0-0	0.0-0
10/8/16	at Mississippi State	0	0	0	0.0-0	0.0-0
10/22/16	ARKANSAS	2	2	0	1.0-10	1.0-10
10/29/16	at Ole Miss	2	1	1	0.0-0	0.0-0
11/5/16	VANDERBILT	1	1	0	0.0-0	0.0-0
11/12/16	at Georgia	1	0	1	0.0-0	0.0-0
11/19/16	ALABAMA A&M	2	2	0	1.0-1	0.0-0
11/28/16	at Alabama	0	0	0	0.0-0	0.0-0



CARL #55
LAWSON DL
 6-2 • 253 • Jr. • 2L
 Alpharetta, Ga. (Milton)
 Liberal Arts

CAREER: Has played in 33 games with 19 starts ... career total of 23.0 tackles for loss ranks 19th in Auburn history ... owns 14.0 career sacks - just two outside Auburn's all-time top 10 ... has 62 career tackles

2016: Second season as a starter at buck ... All-America first team (FWAA, Phil Steele) ... All-SEC first team (coaches, Phil Steele) ... All-SEC second team (AP, Pro Football Focus, Athlon) ... Bednarik Award semifinalist ... Rotary Lombardi Award semifinalist ... 28 tackles, 12.5 TFL this season ... his 9.0 sacks this season are just 0.5 shy of the Auburn single-season top 10 ... 12.5 tackles-for-loss this season are 10th in Auburn history ... three tackles, two QB hurries against Clemson ... 8-yard sack against Arkansas State ... pair of sacks, three QB hurries and four tackles vs. LSU ... sack, two TFL, two QB hurries vs. ULM ... had two sacks and forced a fumble at Mississippi State ... 2-yard sack, TFL and seven QB hurries against Arkansas ... 7-yard sack, three QB hurries at Ole Miss ... 8-yard sack on Vanderbilt's last drive ... had six tackles, 2.5 TFL, 0.5 sacks at Georgia ... team captain ... SEC defensive lineman of week (Mississippi State) ... Preseason: Bednarik, Bronko Nagurski, Ted Hendricks, Rotary Lombardi watch lists ... All-America second team (Sporting News) ... all-SEC first team (Phil Steele, SEC coaches, SEC media, ESPN), second team (Athlon, Sporting News, Birmingham News), all-SEC third team (Lindy's)

2015: Starter at buck ... named team captain ... a sack, 2.0 TFL, three QB hurries and four tackles in Louisville win ... missed Jacksonville State, LSU, Mississippi State, San José State, Kentucky, Arkansas games with hip injury ... returned to action vs. Ole Miss ... five tackles at Texas A&M ... TFL vs. Idaho ... two tackles, two QB hurries vs. Alabama ... three tackles in Birmingham Bowl vs. Memphis ... Bronko Nagurski Trophy watch list ... Butkus Award watch list ... Rotary Lombardi Award watch list ... 1st team preseason all-SEC (SEC media, Lindy's) ... 2nd team all-SEC (Birmingham News, CFB Matrix) ... 3rd team all-SEC (SEC coaches, Athlon, Phil Steele)

2014: Missed season due to injury ... preseason all-SEC second team (Birmingham News, Phil Steele, Lindy's); third team (SEC media, Athlon) ... Ted Hendricks Award watch list

2013: True freshman who earned increased time at defensive end ... Sporting News Freshman All-American ... 24/7 Sports Freshman All-American ... 20 tackles, 7.5 TFL for season ... forced an Arkansas State fumble ... recorded six tackles, two sacks (-7), 3.5 TFL against Ole Miss ... two QB hurries vs. Western Carolina ... two tackles, 1.5 TFL at Texas A&M ... pair of tackles at Arkansas ... 7-yard sack and forced a Tennessee fumble ... 4-yard sack in SEC Championship Game vs. Missouri ... SEC Freshman of Week, Athlon, CFPA, 24/7 defensive lineman of week (Ole Miss) ... Lindy's all-newcomer team ... SEC First-Year Academic Honor Roll

HIGH SCHOOL: Top-ranked defensive end with exceptional pass rush ability ... 78 tackles, 44 TFL, 27 sacks as a senior for Coach Howie DeCristofaro at Milton High ... 87 tackles, 31 TFL, 15 sacks as a junior ... 247Sports, Under Armour All-America first team ... ranked No. 1 DE, No. 24 overall by 247Sports ... top ranked DE, No. 4 player overall by Rivals ... Under Armour All-America Game ... PrepStar No. 6 player nationally, No. 2 defensive end ... Scout ranks him No. 7

PERSONAL: Birthday is June 29 ... son of Carl Lawson and Mignon Gregory ... father played fullback for Georgia Tech ... studying in the College of Liberal Arts

Player Bios

LAWSON'S CAREER DEFENSIVE STATS

YEAR	G/GS	TT	UT	AT	TFL-YDS	QBS-YDS	FF/FR	PD	QBH	
2013	14/0	20	14	6	7.5-24	4.0-18	2/0	0	7	
2014		REDSHIRTED								
2015	7/7	17	5	12	3.0-13	1.0-7	0/0	0	11	
2016	12/12	28	14	14	12.5-75	9.0-62	1/0	0	24	
TOTALS	33/19	65	33	32	23.0-112	14.0-87	3/0	0	42	

LAWSON'S CAREER GAME HIGH STATS

Tackles.....	6	2x (last: at Georgia)	11/12/16
Sacks.....	2.0	3x (last: at Miss. State)	10/8/16
TFL.....	3.5	Ole Miss	10/5/13
FF.....	1	2x (last: at Miss. State)	10/8/16

LAWSON'S GAME-BY-GAME DEFENSIVE STATS

DATE	OPPONENT	TT	UT	AT	TFL-YDS	QBS-YDS
8/31/13	WASHINGTON STATE	0	0	0	0.0-0	0.0-0
9/7/13	ARKANSAS STATE	2	2	0	0.0-0	0.0-0
9/14/13	MISSISSIPPI STATE	0	0	0	0.0-0	0.0-0
9/21/13	at LSU	2	0	2	0.5-0	0.0-0
10/5/13	OLE MISS	6	5	1	3.5-10	2.0-7
10/12/13	WESTERN CAROLINA	1	0	1	0.0-0	0.0-0
10/19/13	at Texas A&M	2	1	1	1.5-3	0.0-0
10/26/13	FLORIDA ATLANTIC	1	1	0	0.0-0	0.0-0
11/2/13	at Arkansas	2	1	1	0.0-0	0.0-0
11/9/13	at Tennessee	2	2	0	1.0-7	1.0-7
11/16/13	GEORGIA	0	0	0	0.0-0	0.0-0
11/30/13	ALABAMA	1	1	0	0.0-0	0.0-0
12/7/13	vs. Missouri (SEC)	1	0	1	1.0-4	1.0-4
1/6/14	vs. Florida State (BCS)	0	0	0	0.0-0	0.0-0

DATE	OPPONENT	TT	UT	AT	TFL-YDS	QBS-YDS
9/5/15	* vs. Louisville	4	0	4	2.0-9	1.0-7
9/12/15	JACKSONVILLE STATE				DID NOT PLAY	
9/19/15	at LSU				DID NOT PLAY	
9/26/15	MISSISSIPPI STATE				DID NOT PLAY	
10/3/15	SAN JOSE' STATE				DID NOT PLAY	
10/15/15	at Kentucky				DID NOT PLAY	
10/24/15	at Arkansas				DID NOT PLAY	
10/31/15	* OLE MISS	1	0	1	0.0-0	0.0-0
11/7/15	* at Texas A&M	5	3	2	0.0-0	0.0-0
11/14/15	* GEORGIA	1	0	1	0.0-0	0.0-0
11/21/15	* IDAHO	1	0	1	0.5-3	0.0-0
11/28/15	* ALABAMA	2	1	1	0.0-0	0.0-0
12/30/15	* vs. Memphis (Bham)	3	1	2	0.5-1	0.0-0

DATE	OPPONENT	TT	UT	AT	TFL-YDS	QBS-YDS
9/3/16	* CLEMSON	3	0	3	0.0-0	0.0-0
9/10/16	* ARKANSAS STATE	1	1	0	1.0-8	1.0-8
9/17/16	* TEXAS A&M	1	0	1	0.0-0	0.0-0
9/24/16	* LSU	4	3	1	2.0-16	2.0-16
10/1/16	* ULM	3	2	1	2.0-8	1.0-4
10/8/16	* at Mississippi State	3	2	1	2.0-13	2.0-13
10/22/16	* ARKANSAS	2	0	2	1.0-2	0.5-2
10/29/16	* at Ole Miss	1	1	0	1.0-7	1.0-7
11/5/16	* VANDERBILT	1	1	0	1.0-8	1.0-8
11/12/16	* at Georgia	6	2	4	2.5-13	0.5-4
11/19/16	* ALABAMA A&M	0	0	0	0.0-0	0.0-0
11/28/16	* at Alabama	3	2	1	0.0-0	0.0-0




SAGE #31
LEDBETTER K
 6-0 • 183 • Fr. • HS
 Auburn, Ala. (Auburn)
 Agriculture

2016: Has not seen action

HIGH SCHOOL: Placekicker and punter for Coach Tim Carter at Auburn High ... kicked the longest field goal in Alabama high school history, a 61-yarder against Central High ... MaxPreps All-America ... active in Fellowship of Christian Athletes

PERSONAL: Birthday is August 30 ... son of Marty and Stefanie Ledbetter ... has two siblings, Si and Marlee ... studying in the College of Agriculture



ROBERT #70
LEFF OL
 6-6 • 299 • Sr. • 3L
 Fairhope, Ala. (Fairhope)
 Graduate/Engineering

CAREER: Has played in 52 games with 14 starts ... 52 games played leads team and is tied with defensive back Rudy Ford

2016: All-SEC first team (Pro Football Focus) ... All-SEC second team (AP, Athlon) ... Started all 12 games at right tackle ... Preseason: Senior Bowl watch list

2015: Veteran offensive tackle ... played in every game this season ... starter at tight end vs. Ole Miss ... starter at left tackle vs. Idaho ... SEC Academic Honor Roll and Academic Top Tiger

2014: Played in 13 games, primarily on special teams

2013: Played in all 14 games, primarily on the punt protection unit

2012: Did not see varsity action for the Tigers while redshirting ... SEC Honor Roll for academics

HIGH SCHOOL: Gifted offensive lineman from Fairhope High ... High School Coach: David Faulkner ... 70th-ranked offensive tackle nationally and 26th-ranked player from the state of Alabama according to Rivals.com ... ranked 107th at the offensive tackle position nationally and 36th-ranked player from the state of Alabama according to 247Sports.com ... ranked 132nd at the offensive tackle position nationally and 51st-ranked player in the state of Alabama according to ESPN.com ... Ranked 35th overall from the state of Alabama according to SuperPrep ... ESPN, Rivals, Scout and 247Sports.com three-star prospect ... led his team to a 10-3 record and the Class 6A quarterfinals of the Alabama state playoffs as a senior

PERSONAL: Birthday is July 11 ... son of Lori Guy and stepfather Hank Guy ... Received degree from the College of Engineering in December, 2016



RAYMOND #44
LESTER DB
 5-11 • 171 • RFr. • RS
 Marietta, Ga. (Marietta)
 Architecture

2016: Did not see any game action

2015: Did not see any game action ... Academic Top Tiger and SEC first-year Academic Honor Roll

Player Bios

HIGH SCHOOL: Cornerback for Coach Scott Burton at Marietta ... Senior Bowl participant ... Cobb player of the week for a 65-yard interception return ... also a track and tennis letterman ... member of the academic honor roll, receiving an international baccalaureate and advanced placement credits

PERSONAL: Birthday is August 27 ... son of Cathy Lester and Raymond Lester Sr. ... has one sister, Caitlyn ... studying in the College of Architecture



DAMIAN #30

LEWIS RB

5-9 • 229 • Sr. • SQ

Wetumpka, Ala. (Wetumpka)

Graduate/Education

2016: Reserve running back ... got first carries vs. ULM, gaining 21 yards ... also carried the ball against Alabama A&M

2015: Did not see any game action ... SEC Academic Honor Roll and Academic Top Tiger

2014: SEC Academic Honor Roll and Academic Top Tiger

HIGH SCHOOL: Key contributor to the Indian squad that advanced to the 6A state semifinals in 2010 ... 2011 Wetumpka Iron Indian award for strength and courage ... NUC Elite selection ... also a sprint letterman in track and field ... Top 20 academically in his class and Adolf Owenberg and Ankit Kumar academic scholarships recipient ... Key Club, Beta Club, Junior Civitan member


PERSONAL: Birthday is September 19 ... son of Billy Sr. and Dorothy Lewis ... has five siblings: Sheila, Bill (played football at University of the South), Stephanie, Desirae and Latasha ... Received a degree from the College of Education in December, 2016

LEWIS' CAREER RUSHING STATS

YEAR	G/GS	NO	YDS	AVG	TD	LP/OPPONENT
2016	2/0	8	28	3.5	0	13/ULM

LEWIS' CAREER GAME HIGH STATS

Rush Attempts	5	ULM	10/1/16
Rush Yards	21	ULM	10/1/16
Rush Long	13	ULM	10/1/16



KAM #9

MARTIN RB

5-10 • 177 • Fr. • HS

Port Arthur, Texas (Memorial)

Business

2016: True freshman running back who also contributes on kick returns ... appeared in 10 games ... saw first career action against Arkansas State, 15 yards rushing and a 10-yard reception ... gained 41 yards on 10 carries vs. ULM ... 51-yard touchdown run against Arkansas; rushed for 80 yards vs. the Razorbacks ... 176 yards rushing in the second half vs. Alabama A&M, with two TD ... performance against AAMU was the second best second-half rushing total in Auburn history ... 176 yards rushing was the fifth-best game for a freshman in Auburn history ... 10th different player to rush for 100 or more yards under Malzahn as Auburn head coach

High School: Consensus national top 300 prospect, versatile all-purpose athlete from Memorial High School ... four-year starter for Coach Kenny Harrison ... USA Football U19 national team for 2016 International Bowl in Arlington, Texas ... 2015 Dave Campbell Texas Football Super Team ... amassed more than 3,500 combined rushing and receiving yards and 44 TDs in prep career ... 962 rushing yards and

six touchdowns on 143 carries, and 10 receptions for 133 yards as senior ... 2015 first-team all-District 21-6A ... 903 yards, 17 TD junior season; 1,060 yards, 16 TD (sophomore); 319 yards, 4 TD (freshman) ... anchor on 4x200-meter relay team that set national record with time of 1:23.84 at district meet, and later captured 2015 Class 6A state title in event ... ranked among top 25 prospects in Texas by Scout, Lone Star, Dave Campbell and the top-rated running back ... member of the A-B Honor Roll

PERSONAL: Birthday is August 5 ... son of Marion Harris and Howard Harris ... has a sister, Harlee ... cousin Jamaal Charles plays for the Kansas City Chiefs ... active in his church ... studying in the College of Business

MARTIN'S CAREER RUSHING STATS

YEAR	G/GS	NO	YDS	AVG	TD	LP/OPPONENT
2016	10/0	44	320	7.3	3	51/Arkansas

MARTIN'S CAREER RECEIVING STATS

YEAR	G/GS	NO	YDS	AVG	TD	LP/OPPONENT
2016	10/0	2	52	26.0	0	42/Mississippi State

MARTIN'S CAREER GAME HIGH STATS

Rush Attempts	21	Alabama A&M	11/19/16
Rush Yards	176	Alabama A&M	11/19/16
Rush Long	51	Arkansas	10/22/16
Rush TD	2	Alabama A&M	11/19/16
Receptions	1	2x (last: at Miss. State)	10/8/16
Rec. Yards	42	at Mississippi State	10/8/16
Rec. Long	42	at Mississippi State	10/8/16
Kick Ret.	1	Vanderbilt	11/5/16
Kick Ret. Yds	7	Vanderbilt	11/5/16
Kick Ret. Long	7	Vanderbilt	

MARTIN'S GAME-BY-GAME RUSHING STATS

DATE	OPPONENT	ATT	YDS	Avg.	TD	TD YDS
9/3/16	CLEMSON					DID NOT PLAY
9/10/16	ARKANSAS STATE	4	15	3.8	0	--
9/17/16	TEXAS A&M	0	0	0.0	0	--
9/24/16	LSU	0	0	0.0	0	--
10/1/16	ULM	10	41	4.1	0	--
10/8/16	at Mississippi State	2	8	4.0	0	--
10/22/16	ARKANSAS	7	80	11.4	1	51
10/29/16	at Ole Miss	0	0	0.0	0	--
11/5/16	VANDERBILT	0	0	0.0	0	--
11/12/16	at Georgia	0	0	0.0	0	--
11/19/16	ALABAMA A&M	21	176	8.4	2	18,17
11/26/16	at Alabama					DID NOT PLAY

MARTIN'S GAME-BY-GAME RECEIVING STATS

DATE	OPPONENT	REC	YDS	Avg.	TD	TD YDS
9/3/16	CLEMSON					DID NOT PLAY
9/10/16	ARKANSAS STATE	1	10	10.0	0	--
9/17/16	TEXAS A&M	0	0	0.0	0	--
9/24/16	LSU	0	0	0.0	0	--
10/1/16	ULM	0	0	0.0	0	--
10/8/16	at Mississippi State	1	42	42.0	0	--
10/22/16	ARKANSAS	0	0	0.0	0	--
10/29/16	at Ole Miss	0	0	0.0	0	--
11/5/16	VANDERBILT	0	0	0.0	0	--
11/12/16	at Georgia	0	0	0.0	0	--
11/19/16	ALABAMA A&M	0	0	0.0	0	--
11/26/16	at Alabama					DID NOT PLAY

Player Bios



TRAY #28
MATTHEWS DB
 6-1 • 207 • Jr. • 1L
 Newnan, Ga. (Georgia)
 Graduate/Liberal Arts

2016: Auburn's leading tackler with 73 stops while starting every game ... starter at strong safety against Clemson, recording nine tackles ... five tackles and a PBU against Arkansas State ... two solo stops against Texas A&M ... team-best nine tackles vs. LSU ... four tackles vs. ULM ... had seven tackles at Mississippi State ... three tackles against Arkansas ... team-best 11 tackles at Ole Miss ... seven tackles and forced a Vanderbilt fumble ... interception and team-high eight tackles at Georgia, his former school ... had six tackles and a PBU at Alabama

2015: Earned starting nod at strong safety ... transfer from Georgia ... intercepted Louisville's first play from scrimmage, returning it 35 yards ... also had eight tackles vs. the Cardinals ... missed Jacksonville State game with shoulder injury ... five tackles at LSU ... six tackles, TFL vs. Mississippi State ... eight tackles, PBU vs. San José State ... five tackles at Arkansas ... four tackles vs. Ole Miss ... missed Texas A&M, Georgia games with injury ... seven tackles vs. Idaho ... 6-yard interception, two tackles vs. Memphis in Birmingham Bowl

2014: Redshirted due to NCAA transfer regulations ... Academic Top Tiger

2013 (at Georgia): Appeared in eight games, making six starts ... tallied 36 tackles, one interception and one forced fumble in his freshman season ... 12 tackles (10 solo) at No. 7 Auburn ... tallied six tackles, including four solo, vs. No. 6 LSU ... two tackles and an interception vs. North Texas ... eight tackles at No. 8 Clemson

HIGH SCHOOL: High school coach: Mike McDonald ... PrepStar Dream Team 150 ... Rivals, Scout.com, 247 Sports and ESPN four-star prospect ... 2012 Georgia Sports Writers Association All-State Class 6A first-team defense ... 2012 Atlanta Journal-Constitution All-State Class 6A defense ... 6th-ranked prospect in Georgia, No. 7 safety in the nation by Rivals.com ... No. 10 safety in the nation in ESPN's Top 150 ... 247Sports.com No.13 safety in the country, No. 9 player in Georgia ... Fox Sports NEXT No. 9 safety ... recorded 51 tackles including 2.0 tackles for loss, 528 yards receiving and 42 yards rushing in his senior season at Newnan ... 2013 Army All-American Bowl and Junior Bowl participant ... also a basketball letterman

PERSONAL: Birthday is October 18 ... son of Carlos and Sonya Matthews ... has two siblings, Thaddeus and Ayana ... Degree from the College of Liberal Arts in December, 2016

MATTHEWS' CAREER DEFENSIVE STATS

YEAR	G/GS	TT	UT	AT	TFL-YDS	QBS-YDS	FF/FR	PD	I/YDS
2013	8/6	36	23	13	1.5-6	0.0-0	1/0	5	1/0
2014		REDSHIRTED							
2015	10/7	45	25	20	1.5-3	0.0-0	1/0	4	2/41
2016	12/12	73	42	31	1.0-0	0.0-0	1/0	4	1/0
Totals	30/25	155	91	64	4.0-9	0.0-0	3/0	13	4/41

MATTHEWS' CAREER GAME HIGH STATS

Tackles	12	at Auburn	11/16/13
TFL	1.0	2x (last vs. Idaho)	11/21/15
PBU	2	North Texas	9/21/13
Interceptions	1	4x (last: at Georgia)	11/12/16
FF	1	3x (last: Vanderbilt)	11/5/16

MATTHEWS' GAME-BY-GAME DEFENSIVE STATS

DATE	OPPONENT	TT	UT	AT	PD	INT-YDS
8/31/13	* Clemson	8	4	4	0	0-0
9/7/13	* SOUTH CAROLINA	4	0	4	0	0-0
9/21/13	* NORTH TEXAS	2	1	1	2	1-0
9/28/13	* LSU	6	4	2	1	0-0
10/5/13	at Tennessee					DID NOT PLAY
10/12/13	MISSOURI					DID NOT PLAY
10/19/13	at Vanderbilt					DID NOT PLAY
11/2/13	vs. Florida					DID NOT PLAY
11/9/13	APPALACHIAN STATE	4	4	0	1	0-0
11/16/13	* at Auburn	12	10	2	0	0-0
11/23/13	* KENTUCKY	0	0	0	0	0-0
11/30/13	at Georgia Tech					DID NOT PLAY
1/1/14	vs. Nebraska (Gator)	0	0	0	0	0-0

DATE	OPPONENT	TT	UT	AT	PD	INT-YDS
9/5/15	* vs. Louisville	8	4	4	0	1-35
9/12/15	JACKSONVILLE STATE					DID NOT PLAY
9/19/15	* at LSU	5	1	4	0	0-0
9/26/15	* MISSISSIPPI STATE	6	4	2	0	0-0
10/3/15	* SAN JOSE STATE	8	3	5	1	0-0
10/15/15	* at Kentucky	0	0	0	0	0-0
10/24/15	* at Arkansas	5	3	2	0	0-0
10/31/15	* OLE MISS	4	3	1	0	0-0
11/7/15	at Texas A&M					DID NOT PLAY
11/14/15	GEORGIA					DID NOT PLAY
11/21/15	IDAHO	7	6	1	0	0-0
11/28/15	ALABAMA	0	0	0	0	0-0
12/30/15	vs. Memphis (Bham)	2	1	1	1	1-6

DATE	OPPONENT	TT	UT	AT	PD	INT-YDS
9/3/16	* CLEMSON	9	8	1	0	0-0
9/10/16	* ARKANSAS STATE	5	2	3	1	0-0
9/17/16	* TEXAS A&M	2	2	0	0	0-0
9/24/16	* LSU	9	6	3	1	0-0
10/1/16	* ULM	4	3	1	0	0-0
10/8/16	* at Mississippi State	7	2	5	0	0-0
10/22/16	* ARKANSAS	3	1	2	0	0-0
10/29/16	* at Ole Miss	11	6	5	0	0-0
11/5/16	* VANDERBILT	7	4	3	0	0-0
11/12/16	* at Georgia	8	3	5	0	1-0
11/19/16	* ALABAMA A&M	2	2	0	0	0-0
11/28/16	* at Alabama	6	3	3	1	0-0



RICHARD #51
McBRYDE LB
 6-1 • 231 • RFr. • RS
 Troy, Ala. (Charles Henderson)
 Liberal Arts

2016: Reserve linebacker and special teams performer ... saw first career action against Arkansas State ... had two tackles against Arkansas ... PBU against Alabama A&M

2015: Redshirted; did not see any game action ... Academic Top Tiger

HIGH SCHOOL: Competitive defensive force for Coach Brad McCoy at Charles Henderson High ... recorded 147 tackles (74 solo, 18 TFL), seven sacks, two PBU, a FG block and a fumble recovery ... Under Armour All-America Game ... Alabama-Mississippi All-Star Game ... USA Today Alabama defensive player of the year ... 2013 ASWA Lineman of the Year and 2014 finalist ... AL.com A-List ... ESPN, 247 Sports and Scout list him among top five prospects in Alabama ... top 20 among OLB by Rivals, ESPN, 247 Sports and Scout ... PrepStar top 100 ... also played basketball, baseball and track ... National Physical Fitness Award

PERSONAL: Son of Brenessa Banks and stepfather Wayne Rodgers ... has two brothers, Nicholas and Meldrick, and three sisters, Albrenica, Courtney and Ashley ... birthday is September 4 ... studying in the College of Liberal Arts

MCBRYDE'S CAREER DEFENSIVE STATS

YEAR	G/GS	TT	UT	AT	TFL-YDS	QBS-YDS	FF/FR	PD	I/YDS
2016	9/0	2	2	0	0.0-0	0.0-0	0/0	1	0/0

MCBRYDE'S CAREER GAME HIGH STATS

Tackles	2	Arkansas	10/22/16
PBU	1	Alabama A&M	11/19/16

Player Bios



MARQUIS #17
McCLAIN WR
 6-2 • 208 • Fr. • RS
 Crestview, Fla. (Crestview)
 Education

2016: Redshirted
HIGH SCHOOL: Speedy wide receiver with exceptional hands ... all-Panhandle performer for Coach Tim Hatten at Crestview High ... NWF Daily News Dandy Dozen ... helped the Bulldogs to a district title in basketball ... top 75 receiver by Scout, Rivals, 247 Sports ... also a track letterman in sprints and jumps
PERSONAL: Birthday is September 3 ... son of Ann McClain and Eddie McClain ... parents were both collegiate athletes ... has four brothers, Malik, Tekari, Thomas and Eddie ... versatile musician who plays five instruments ... studying in the College of Education



JAYLEN #45
McGRIFF WR
 6-0 • 198 • Jr. • TR
 Brentwood, Tenn. (Ravenwood)
 Liberal Arts

2016: Has not seen game action
PRIOR TO AUBURN: Spent the 2014 season at Savannah State ... Played in 10 games at wide receiver as a true freshman ... Dean's List ... tallied 12 receptions for 125 yards and one touchdown ... long catch of 25 yards ... TD came against South Carolina St. (11/1) ... Season-high four receptions vs. North Carolina A&T (11/15)
HIGH SCHOOL: Attended Fork Union (Va.) Military Academy ... nationally ranked among prep school recruits ... played at Ravenwood (Tenn.) High for Coach Joe Rietveld ... also a track letterman ... academic honor roll
PERSONAL: Birthday is October 11 ... son of Karen McGriff and Wesley McGriff ... father is Auburn's defensive backs coach ... studying in the College of Liberal Arts



RYAN #61
MENEELY OL
 6-2 • 301 • RFr. • RS
 McDonough, Ga. (Eagle's Landing Christian)
 Business

2016: Has played in two games this season ... saw first action against ULM
2015: Did not see any game action ... Academic Top Tiger and SEC first-year Academic Honor Roll
HIGH SCHOOL: All-state and all-region lineman at Eagle's Landing Christian Academy ... three-year starter for Coach Jonathan Gess ... Chargers were 2012 state champions ... high school teammate of Auburn players Andrew Williams, Josh Shockley and Ben Hood ... also threw the shot put ... honors English
PERSONAL: Birthday is November 26 ... son of Mary and Rob Meneely ... has one brother, Michael ... active in FCA ... studying in the College of Business



MALIK #32
MILLER RB
 5-11 • 229 • Fr. • HS
 Huntsville, Ala. (Madison Academy)
 Science and Math

2016: Played in three games before suffering injury ... first career action came against Arkansas State, gaining 24 yards on seven carries ... 45 yards rushing with a 4-yard TD against ULM ... suffered season-ending injury against ULM
HIGH SCHOOL: Powerful running back with great downhill speed ... January enrollee in biomedical sciences ... all-state running back for Coach Eric Cohu, helping the Mustangs to three consecutive state titles ... 713 yards rushing, 15 TD in eight games as a senior ... second team 3A all-state ... U.S. Army All-American Bowl nominee ... ranked among top 15 prospects in Alabama by Rivals, ESPN, 247 Sports ... also a basketball letterman
PERSONAL: Son of Lemeco and Shatterra Miller ... has one sibling, Meco ... birthday is November 1 ... studying in the College of Science and Math

MILLER'S CAREER RUSHING STATS

YEAR	G/GS	NO	YDS	AVG	TD	LP/OPPONENT
2016	3/0	16	69	4.3	1	14/ULM

MILLER'S CAREER GAME HIGH STATS

Rush Attempts 9	ULM	10/1/16
Rush Yards 45	ULM	10/1/16
Rush Long 14	ULM	10/1/16
Rush TD 1	ULM	10/1/16

MILLER'S GAME-BY-GAME RUSHING STATS

DATE	OPPONENT	ATT	YDS	Avg.	TD	TD YDS
9/3/16	CLEMSON					DID NOT PLAY
9/10/16	ARKANSAS STATE	7	24	3.4	0	--
9/17/16	TEXAS A&M					DID NOT PLAY
9/24/16	LSU	0	0	0.0	0	--
10/1/16	ULM	9	45	5.0	1	4
10/8/16	at Mississippi State					DID NOT PLAY
10/22/16	ARKANSAS					DID NOT PLAY
10/29/16	at Ole Miss					DID NOT PLAY
11/5/16	VANDERBILT					DID NOT PLAY
11/12/16	at Georgia					DID NOT PLAY
11/19/16	ALABAMA A&M					DID NOT PLAY
11/26/16	at Alabama					DID NOT PLAY



SIDNEY #96
MIMS DL
 6-4 • 250 • Fr. • HS
 Montgomery, Ala. (Montgomery Academy)
 Architecture

2016: Walk-on defensive lineman ... has not seen game action
HIGH SCHOOL: Recorded 217 tackles, 30 TFL, 22.5 sacks, 15 forced fumbles playing for Coach Anthony McCall at Montgomery Academy ... also scored four touchdowns on 11 catches ... played in North-South All-Star Game ... also a letterman in basketball and track and field ... active in FCA, HEART, Bible study and Creative Club
PERSONAL: Birthday is September 11 ... son of Daniel and Krystal Mims ... has three siblings, Silas, Savannah and Solomon ... studying in the College of Architecture

Player Bios



DEON #75
MIX OL
6-4 • 315 • Jr. • 1L
Batesville, Miss. (South Panola)
University College

CAREER: Has played in six career games
2016: Played in three games
2015: Backup at offensive guard and center ... saw first action of season vs. Idaho
2014: Played in two games on the offensive line ... saw first snaps of career against San Jose State ... also played against Louisiana Tech
2013: Did not see varsity action while redshirting for the SEC Champions
HIGH SCHOOL: Versatile, physical offensive guard prospect ... first team all-state for Coach Lance Pogue ... U.S. Army All-American Bowl ... PrepStar All-America ... ranked No. 39 by Scout ... No. 5 player in Mississippi, No. 15 OL by Rivals ... No. 10 in Mississippi, No. 35 OG by 247Sports ... Clarion-Ledger Dandy Dozen ... MaxPreps Mississippi Fab Five
PERSONAL: Birthday is December 29 ... son of Shonda Hervey ... studying in the University College




JAMES OWENS #35
MOSS WR
5-9 • 177 • Fr. • HS
Opelika, Ala. (Opelika)
Engineering

2016: Has not seen game action
HIGH SCHOOL: Accounted for more than 1,700 yards on offense and 26 touchdowns for Coach Brian Blackmon at Opelika High ... also a basketball letterman
PERSONAL: Birthday is January 13 ... son of Kimberly and Bishop Moss ... has two siblings, Jada and Jakayla ... family members James Owens and LaDarius Owens were Auburn football lettermen ... studying in the College of Engineering



ROBERT #39
MUSCHAMP FB
6-1 • 255 • RFr. • RS
Rome, Ga. (Darlington)
Education

2016: Saw first action of career against Alabama A&M
2015: Did not see any game action
HIGH SCHOOL: H-back prospect who played linebacker and tight end for Coach Tommy Atha at the Darlington School ... earned Class AA all-state and first team all-area honors for the Tigers
PERSONAL: Birthday is August 4 ... son of Pat and Sally Muschamp ... has one sibling, Jordan ... uncle is South Carolina head coach Will Muschamp ... studying in the College of Education



JAYVAUGHN #18
MYERS DB
6-1 • 179 • Fr. • HS
Dade City, Fla. (Pasco)
Education

2016: Redshirted
HIGH SCHOOL: Outstanding athlete who collected 18 tackles, two interceptions, and a kickoff return touchdown as a senior for Coach Tom McHugh at Pasco High ... Under Armour All-America Game ... Tampa Bay Times HomeTeam 100 ... No. 23 corner prospect by Scout ... top 50 recruits in Florida by Rivals and 247 Sports ... also ran sprints and long jumped
PERSONAL: Birthday is May 16 ... son of Tara Penix ... has two sisters, Alisha and Robin, and two brothers, Nate and Robert ... brother Nate Craig-Myers is a teammate at Auburn ... studying in the College of Education



T.J. #17
NEAL LB
6-0 • 235 • Sr. • TR
McKeesport, Penn. (McKeesport)
Graduate/Education

CAREER: Has made 25 career starts and played in 49 games ... has 274 career tackles ... ranks 37th nationally among active players in career tackles
2016: Played in 11 games ... two solo tackles vs. LSU ... four tackles vs. ULM ... recorded two tackles at Mississippi State and at Ole Miss ... recorded nine tackles, 1.5 TFL against Vanderbilt ... Preseason: Senior Bowl watch list
PRIOR TO AUBURN: Spent four seasons at Illinois ... started all 12 games at middle linebacker for the Illini in 2015 ... recorded 109 tackles, 14 TFLs, two sacks, one PBU and two QB hurries on season ... ranked fifth in the Big Ten and 32nd in FBS in tackles per game (9.1) ... career-high 17 tackles in the season finale vs. Northwestern ... academic All-Big Ten (2013, 2014, 2015) ... In 2014, started all 13 games, totaling 98 tackles, 6.5 TFLs, four PBUs, three QB hurries, one interception and one forced fumble on the season ... recorded a career-high 12 tackles and forced the fumble that was returned for the game-winning TD against Minnesota ... registered his first career interception at Nebraska ... In 2013, played in all 12 games ... posted 38 tackles, one TFL and one QB hurry ... recorded seven tackles against Ohio State ... saw his first action at Illinois in the season-opener against SIU, recording three tackles, including two solos and his first career TFL ... redshirted the 2012 season
HIGH SCHOOL: Pennsylvania Sports Writer Class 4A All-State team in 2011 ... also named to the Pittsburgh Post-Gazette's Fabulous 22 team, the East Regional Fabulous 22 team and the All-Foothills Conference team at linebacker in 2011 ... played fullback as well, rushing for 190 yards and four touchdowns on 27 carries in 2011 at McKeesport High ... three star recruit by Scout.com and Rivals.com
PERSONAL: Son of Mia Piri and Tyrone Neal ... has three sisters, Tyasiah, Tyla and Tyaira ... birthday is December 18 ... daughter's name is Ty ... enjoys watching and reviewing movies ... received his bachelor's degree in sport management from Illinois in May, 2016 ... working toward a master's degree in the College of Education

NEAL'S CAREER DEFENSIVE STATS

YEAR	G/GS	TT	UT	AT	TFL-YDS	QBS-YDS	FF/FR	PD	I/YDS
2012	1/0	REDSHIRTED							
2013	12/0	38	15	23	1-0-2	0-0	0/0	0	0-0
2014	13/13	98	31	67	6.5-16	0-0	1/0	5	1-14
2015	12/12	109	43	66	14.0-39	2.0-12	0/0	1	0-0
2016	11/0	29	17	12	1.5-3	0.0-0	0/0	0	0/0
Totals	49/25	274	106	168	23.0-60	2.0-12	1/0	6	1-14

Player Bios

NEAL'S CAREER GAME HIGH STATS

Tackles	17 vs. Northwestern	11/28/15
TFL	4.0 vs. Northwestern	11/28/15
Sacks	1.0 2x (last vs. Northwestern)	11/28/15
Hurries	1 7x (last vs. Ohio State)	11/14/15
PBU	1 5x (last at Iowa)	10/10/15
Interceptions	1 at Nebraska	9/27/14
FF	1 vs. Minnesota	10/25/14

NEAL'S GAME-BY-GAME DEFENSIVE STATS

DATE	OPPONENT	TT	UT	AT	TFL-YDS	PD	
9/3/16	CLEMSON	0	0	0	0.0-0	0	
9/10/16	ARKANSAS STATE	DID NOT PLAY					
9/17/16	TEXAS A&M	0	0	0	0.0-0	0	
9/24/16	LSU	2	2	0	0.0-0	0	
10/1/16	ULM	4	2	2	0.0-0	0	
10/8/16	at Mississippi State	2	0	2	0.0-0	0	
10/22/16	ARKANSAS	1	1	0	0.0-0	0	
10/29/16	at Ole Miss	2	1	1	0.0-0	0	
11/5/16	VANDERBILT	9	5	4	1.5-3	0	
11/12/16	at Georgia	1	0	1	0.0-0	0	
11/19/16	ALABAMA A&M	0	0	0	0.0-0	0	
11/28/16	at Alabama	8	6	2	0.0-0	0	



SPENCER #99
NIGH HB
 6-0 • 272 • Fr. • HS
 Magnolia, Texas (Magnolia)
 Business

2016: has played in two games ... saw first action against Arkansas

HIGH SCHOOL: District 19-5A MVP as a junior and senior for Coach Sterling Doty at Magnolia High ... first team all-Houston defensive squad ... Houston Touchdown Club defensive player of the year finalist ... Class 5A state champion as a senior in both shot put and discus ... academic all-state ... Mu Alpha Theta mathematics honorary

PERSONAL: Birthday is January 18 ... son of Sammie and Jeff Nigh ... has one brother, Woodman ... grandfather played at Arkansas ... studying in the College of Business



PACE #87
OZMINT WR
 6-1 • 179 • Fr. • HS
 Glencoe, Ala. (Glencoe)
 Science & Math

2016: Has not seen game action

HIGH SCHOOL: Class 3A all-state as a sophomore, junior and senior for Coach Lee Ozmint at Glencoe High ... also a baseball and basketball letterman ... member of Key Club

PERSONAL: Birthday is December 20 ... son of Lee and Leigh Ozmint ... father was his high school coach ... has one brother, Thomas ... studying in the College of Science and Math



KAMRYN #36
PETTWAY RB
 6-0 • 240 • So. • 1L
 Montgomery, Ala. (Prattville)
 University College

CAREER: Has played in 22 games with seven starts ... Auburn is 5-0 in games he rushes for more than 150 yards ... ninth different player to rush for 100 or more yards under Malzahn as Auburn head coach

2016: First team All-SEC (coaches, AP, Athlon, Phil Steele) ... Played in nine games with five starts ... led the SEC in rushing at 124.8 ypg during the regular season ... ranked 12th nationally in rushing average ... Doak Walker Award semifinalist ... six 100-yard games this season ... first Auburn player since Bo Jackson (1985) to post four consecutive 150-yard games ... 1,123 rushing yards is 22nd in Auburn history ... currently ranks seventh on Auburn single season list at 6.07 ypc and fifth at 124.8 ypg ... gained first career carries against Arkansas State and finished with 152 yards rushing on 15 attempts, with a long gain of 64 yards ... rushed for 123 yards on 20 carries with a 1-yard TD run vs. Texas A&M, his first start of the season ... 61 yards rushing vs. LSU ... did not play against ULM ... 169 yards on 39 carries (5th most in AU history) at Mississippi State, scoring three first-half TDs ... 192 yards on 27 carries against Arkansas with 2 TD ... 236 yards with a TD on 30 carries at Ole Miss, the 10th best rushing game in Auburn history ... passed the 1,000-yard mark with 173 yards on 25 carries vs. Vanderbilt ... did not play vs. ULM, Georgia and Alabama A&M due to injury ... SEC offensive player of week: Ole Miss ... 27th 1,000 yard rushing season in Auburn history

2015: Rotated at fullback with Chandler Cox ... did not have a carry on the season ... 8-yard KO return at LSU ... starter vs. Mississippi State, Idaho

2014: Redshirted ... Academic Top Tiger ... SEC first-year academic honor roll

HIGH SCHOOL: Strong, physical runner who excels in the weight room ... rushed for 1,402 yards, 17 TD as a senior ... high school coach was Chad Anderson ... Blue-Grey All-American Bowl, Alabama-Mississippi All-Star Game; invited to 2014 U-19 International Bowl ... all-state honorable mention ... also a basketball letterman and track standout ... Rivals top-ranked fullback, Alabama Top 10 ... 247sports No. 27 RB ... Scout Top 70 RB ... ESPN No. 20 RB ... PrepStar Top 20 RB

PERSONAL: Son of Salina Washington and Orlando Pettway ... has five siblings: Kylar, Amore, Kylan, Ella and Dante ... birthday is December 20 ... wife is Natonya and daughter's name is Kaisley ... studying in the University College ... nickname is "Bubba"

PETTWAY'S CAREER RUSHING STATS

YEAR	G/GS	NO	YDS	AVG	TD	LP/OPPONENT
2015	13/2	0	0	0.0	0	--
2016	9/5	185	1123	6.1	7	64/Arkansas State
Total	22/7	185	1123	6.1	7	

PETTWAY'S CAREER RECEIVING STATS

YEAR	G/GS	NO	YDS	AVG	TD	LP/OPPONENT
2015	13/2	1	12	12.0	0	--
2016	9/5	2	14	7.0	0	9/Mississippi State
Total	22/7	3	26	8.7	0	

PETTWAY'S CAREER GAME HIGH STATS

Rush Attempts	39	at Mississippi State	10/8/16
Rush Yards	236	at Ole Miss	10/29/16
Rush Long	64	Arkansas State	9/10/16
Rush TD	3	at Mississippi State	10/8/16
Receptions	1	3x (last: at Miss. State)	10/8/16
Rec. Yards	12	at Arkansas	10/24/15
Rec. Long	12	at Arkansas	10/24/15
Kick Ret	1	at LSU	9/19/15
Kick Ret Yds	8	at LSU	9/19/15
Kick Ret Lg	8	at LSU	9/19/15

Player Bios

PETTWAY'S GAME-BY-GAME RUSHING STATS

DATE	OPPONENT	ATT	YDS	Avg.	TD	TD YDS
9/3/16	CLEMSON	0	0	0.0	0	--
9/10/16	ARKANSAS STATE	15	152	10.1	0	--
9/17/16	* TEXAS A&M	20	123	6.1	1	1
9/24/16	LSU	17	61	3.6	0	--
10/1/16	ULM			DID NOT PLAY		
10/8/16	at Mississippi State	39	169	4.3	3	1,3,2
10/22/16	* ARKANSAS	27	192	7.1	2	9,23
10/29/16	* at Ole Miss	30	236	7.9	1	41
11/5/16	* VANDERBILT	25	173	6.9	0	--
11/12/16	at Georgia			DID NOT PLAY		
11/19/16	ALABAMA A&M			DID NOT PLAY		
11/26/16	* at Alabama	12	17	1.4	0	--

PETTWAY'S GAME-BY-GAME RECEIVING STATS

DATE	OPPONENT	REC	YDS	AVG	TD	TD Yds
9/5/15	vs. Louisville	0	0	0.0	0	--
9/12/15	JACKSONVILLE STATE	0	0	0.0	0	--
9/19/15	at LSU	0	0	0.0	0	--
9/26/15	* MISSISSIPPI STATE	0	0	0.0	0	--
10/3/15	SAN JOSE STATE	0	0	0.0	0	--
10/15/15	at Kentucky	0	0	0.0	0	--
10/24/15	at Arkansas	1	12	12.0	0	--
10/31/15	OLE MISS	0	0	0.0	0	--
11/7/15	at Texas A&M	0	0	0.0	0	--
11/14/15	GEORGIA	0	0	0.0	0	--
11/21/15	* IDAHO	0	0	0.0	0	--
11/28/15	ALABAMA	0	0	0.0	0	--
12/30/15	vs. Memphis (Bham)	0	0	0.0	0	--

DATE	OPPONENT	ATT	YDS	Avg.	TD	TD YDS
9/3/16	CLEMSON	0	0	0.0	0	--
9/10/16	ARKANSAS STATE	1	5	5.0	0	--
9/17/16	* TEXAS A&M	0	0	0.0	0	--
9/24/16	LSU	0	0	0.0	0	--
10/1/16	ULM			DID NOT PLAY		
10/8/16	at Mississippi State	1	9	9.0	0	--
10/22/16	* ARKANSAS			DID NOT PLAY		
10/29/16	* at Ole Miss	0	0	0.0	0	--
11/5/16	* VANDERBILT	0	0	0.0	0	--
11/12/16	at Georgia			DID NOT PLAY		
11/19/16	ALABAMA A&M			DID NOT PLAY		
11/26/16	* at Alabama	0	0	0.0	0	--

PHILLIPS' CAREER PUNTING STATS

YEAR	G	NO	YDS	AVG	TB	FC	I20	50+	LP/OPPONENT
2015	13	55	2254	41.0	5	24	17	10	56/LSU
2016	10	40	1656	41.4	3	24	12	6	68/Clemson
Total	23	95	3910	41.2	8	48	29	16	

PHILLIPS' CAREER GAME HIGH STATS

Punts.....	8	at Georgia	11/12/16
Punt Avg.....	50.0	at LSU	9/19/15
Long Punt.....	68	Clemson	9/3/16
Inside 20.....	4	at Georgia	11/12/16

PHILLIPS' GAME-BY-GAME PUNTING STATS

DATE	OPPONENT	NO	YDS	AVG	IN20	Long
9/5/15	vs. Louisville	2	94	47.0	1	55
9/12/15	JACKSONVILLE STATE	3	115	38.3	3	52
9/19/15	at LSU	6	300	50.0	2	56
9/26/15	MISSISSIPPI STATE	5	207	41.4	1	49
10/3/15	SAN JOSE STATE	2	81	40.5	2	48
10/15/15	at Kentucky	5	204	40.8	2	53
10/24/15	at Arkansas	6	217	36.2	1	44
10/31/15	OLE MISS	5	228	45.6	1	53
11/7/15	at Texas A&M	3	104	34.7	0	40
11/14/15	GEORGIA	5	198	39.6	0	48
11/21/15	IDAHO	5	185	37.0	0	49
11/28/15	ALABAMA	5	202	40.4	3	46
12/30/15	vs. Memphis (Bham)	3	119	39.7	1	50

DATE	OPPONENT	NO	YDS	AVG	IN20	Long
9/3/16	CLEMSON	5	222	44.4	1	68
9/10/16	ARKANSAS STATE			DID NOT PLAY		
9/17/16	TEXAS A&M	7	280	40.0	1	52
9/24/16	LSU	3	120	40.0	1	46
10/1/16	ULM			DID NOT PLAY		
10/8/16	at Mississippi State	4	147	36.8	2	41
10/22/16	ARKANSAS	3	119	39.7	1	53
10/29/16	at Ole Miss	2	86	43.0	0	50
11/5/16	VANDERBILT	2	93	46.5	1	47
11/12/16	at Georgia	8	353	44.1	4	50
11/19/16	ALABAMA A&M	2	79	39.5	0	43
11/26/16	at Alabama	4	157	39.2	1	41



KEVIN PHILLIPS #91
P
 6-0 • 185 • Sr. • 1L
 Greenwood, Miss. (Mississippi Gulf Coast CC)
 Liberal Arts

2016: Has played in 10 games this season and 23 for his career ... 15 career punts of 50+ yards ... career-long 68 yarder against Clemson, the 11th longest in Auburn history and the longest AU punt since 2006 ... career-high eight punts at Georgia, landing four inside the 20

2015: Starting punter ... 41.0 average ... 17 inside the 20 ... 10 punts of 50+ yards ... long punt was 56 yards at LSU ... only three punts were returned ... four punts of 50+ yards at LSU were the most 50-yard punts in a game for Auburn since the school record of five 50+ yard punts by Skip Johnston vs. Florida (53.2 avg) in 1978 ... Burlsworth Trophy nominee ... nominated for CoSIDA Academic All-America ... SEC Academic Honor Roll and Academic Top Tiger

JUNIOR COLLEGE/HIGH SCHOOL: JUCO punter who joined the Auburn program in January ... first team all-MACJC punter for Coach Chad Huff ... NJCAA All-Academic ... set school records for punting at Pillow Academy for Coach Michael Fair ... Mustangs won the 2010 state title ... first team all-state in football and soccer ... Mississippi soccer all-star game ... also played baseball ... active in Fellowship of Christian Athletes

PERSONAL: Son of Jim and Cynthia Phillips ... has two brothers, Jonathan and Stephen ... birthday is August 12 ... earned an associate's degree in arts and sciences ... studying in the College of Liberal Arts



IKE POWELL #69
LS
 6-3 • 264 • Jr. • 2L
 Tifton, Ga. (Tift County)
 Nursing

CAREER: Has appeared in 29 career games

2016: Has played in all 12 games as team's long snapper

2015: Starting long snapper ... put on scholarship in January ... first team CoSIDA academic all-district and on the ballot for Academic All-America ... SEC Academic Honor Roll and Academic Top Tiger

2014: Appeared in four games as a deep snapper ... saw first career action against Ole Miss ... also snapped against Texas A&M, Georgia and Samford ... Academic Top Tiger ... SEC first-year academic honor roll

HIGH SCHOOL: Experienced long snapper who will join the program as a walk-on ... has been snapping since the seventh grade ... earned first team all-region honors as an offensive lineman ... high school coach was John Reid ... Semper Fidelis All-American Bowl ... top ranked snapper at Kohl's Kicking Camp ... first team Prokicker All-American as a junior and senior ... also a track and field letterman in the shot put and discus ... 247sports No. 6 long snapper ... had the highest GPA on the football squad all four years ... graduated with superior honors

PERSONAL: Son of Nancy Powell and Dave Powell ... has two siblings, Charley and Jocie ... grandfather was a major league baseball pitcher ... birthday is February 6 ... studying in the College of Nursing

Player Bios



TYLER #15
QUEEN QB

6-1 • 236 • RFr. • RS
Kennesaw, Ga. (North Cobb)
Education

2016: Reserve quarterback who has played in two games this season ... saw late action against ULM and Alabama A&M

2015: Started the season as the No. 3 quarterback ... had elbow surgery following the Louisville game and redshirted

HIGH SCHOOL: Talented dual-threat signalcaller from Georgia's North Cobb High ... enrolled at Auburn in January ... 2,342 passing yards, 27 TD as a senior ... also rushed for 10 TD as North Cobb advanced to Class 6A playoffs ... threw for Cobb County-record 89 TD and more than 8,500 yards in high school career, both marks in the Georgia state top 10, and rushed for 43 career TD ... coached by his father Shane Queen ... Marietta Daily Journal Dynamite Dozen ... AJC Super 75 ... Macon Telegraph Top 50 ... also played baseball at North Cobb ... 247 Sports top 12 QB and Georgia top 45 ... Scout top-ranked Georgia QB ... ESPN top 40 in Georgia and top 20 quarterback ... Rivals Georgia top 65 ... PrepStar all-South

PERSONAL: Birthday is July 15 ... father Shane Queen played at Tennessee Tech ... mother is Tracy Queen ... studying in the College of Education

QUEEN'S CAREER RUSHING STATS

YEAR	G/GS	NO	YDS	AVG	TD	LP/OPPONENT
2016	2/0	1	11	11.0	0	11/Alabama A&M

QUEEN'S CAREER GAME HIGH STATS

Rush Attempts	1	Alabama A&M	11/19/16
Rush Yards.....	11	Alabama A&M	11/19/16
Rush Long.....	11	Alabama A&M	11/19/16



LOGAN #37
RICE WR

6-0 • 206 • So. • 1L
Rome, Ga. (Darlington School)
Business


2016: Saw action against ULM and Alabama A&M

2015: Appeared in the Idaho game

2014: Redshirted for the Tigers

HIGH SCHOOL: Team MVP at Darlington School ... an all-area and all-region selection ... High School Coach: Tommy Atha ... also earned all-area and all-region honors in baseball

PERSONAL: Birthday is October 25 ... son of Joey and Kelly Rice ... dad played at Jacksonville State ... studying in the College of Business



CHASE #50
RITTER LB

5-10 • 205 • Jr. • SQ
Wetumpka, Ala. (Saint James)
Engineering

2016: Saw first action of career against Alabama A&M

2015: Joined the Auburn program as a walk-on ... did not see game action

HIGH SCHOOL: All-metro linebacker for Coach Jimmy Perry at Saint James School ... standout on the state championship wrestling team ... also a baseball letterman ... member of National Honor Society with 4.2 GPA

PERSONAL: Birthday is March 23 ... son of Rod and Sarita Ritter ... has one sibling, Chanley ... studying in the College of Engineering



STEPHEN #14
ROBERTS DB

5-11 • 183 • Jr. • 2L
Opelika, Ala. (Opelika)
Human Sciences

2016: Returning starter at strong safety ... 70 career tackles ... has played in 11 games ... made three tackles, TFL against Arkansas State ... five tackles vs. Texas A&M ... three tackles vs. ULM ... recorded an interception and five tackles at Mississippi State ... pair of tackles against Arkansas ... career-best nine tackles at Ole Miss ... had eight tackles vs. Vanderbilt ... four tackles at Georgia ... had an interception, TFL, and two tackles vs. Alabama A&M ... eight tackles at Alabama along with career-best 58-yard punt return

2015: Late-season starter at safety ... played in every game ... three tackles, PBU at Texas A&M ... first start came against Georgia, recording seven tackles ... six tackles, PBU vs. Idaho ... six tackles vs. Alabama ... two tackles in Birmingham Bowl vs. Memphis

2014: Saw action in 12 games ... first career appearance against San Jose' State ... recorded tackles against the Spartans, Louisiana Tech and Mississippi State ... forced a fumble against Louisiana Tech

HIGH SCHOOL: Prospect with all the tools ... 26 tackles, 14 PBU as a senior; 64 tackles, 11 PBU, 4 interceptions as a junior ... helped the Bulldogs to the 2012 state title game ... high school coach was Brian Blackmon ... Under Armour All-American Game, Alabama-Mississippi All-Star Game ... all-state as a junior and senior, AL.com A-List, O-A News Super 8 ... also a track and baseball letterman ... state long jump champion ... 247sports No. 10 FS, Top 120 overall ... Rivals No. 13 DB, Top 175 nationally ... Scout No. 27 DB ... ESPN No. 8 DB, Top 70 overall ... PrepStar No. 22 DB

PERSONAL: Son of Phyllis Bryant and Samuel Bryant ... has two siblings, Tari-sha and Jared ... his uncle Mike was an Auburn running back ... birthday is January 21 ... studying in the College of Human Sciences

ROBERTS' CAREER DEFENSIVE STATS

YEAR	G/GS	TT	UT	AT	TFL-YDS	QBS-YDS	FF/FR	PD	I/YDS
2014	12/0	3	2	1	0.0-0	0.0-0	1/0	0	0/0
2015	13/4	26	16	10	0.0-0	0.0-0	0/0	3	0/0
2016	11/7	49	27	22	1.5-3	0.0-0	0/0	4	2/0
Total	36/11	78	45	33	1.5-3	0.0-0	1/0	7	2/0

ROBERTS' CAREER GAME HIGH STATS

Tackles.....	9	at Ole Miss	10/29/16
TFL.....	0.5	3x (last: Alabama A&M)	11/19/16
PBU.....	1	5x (last: at Miss. State)	10/8/16
INT.....	1	2x (last: Alabama A&M)	11/19/16
Punt Ret.....	3	Alabama A&M	11/19/16

Player Bios

Punt Ret Yds58 at Alabama 11/26/16
 Punt Ret Long.....58 at Alabama 11/26/16

ROBERTS' GAME-BY-GAME DEFENSIVE STATS

DATE	OPPONENT	TT	UT	AT	PD	INT-YDS
8/30/14	ARKANSAS					DID NOT PLAY
9/6/14	SAN JOSÉ STATE	1	1	0	0	0-0
9/18/14	at Kansas State	0	0	0	0	0-0
9/27/14	LOUISIANA TECH	1	1	0	0	0-0
10/4/14	LSU	0	0	0	0	0-0
10/11/14	at Mississippi State	1	0	1	0	0-0
10/25/14	SOUTH CAROLINA	0	0	0	0	0-0
11/1/14	at Ole Miss	0	0	0	0	0-0
11/8/14	TEXAS A&M	0	0	0	0	0-0
11/15/14	at Georgia	0	0	0	0	0-0
11/22/14	SAMFORD	0	0	0	0	0-0
11/29/14	at Alabama	0	0	0	0	0-0
1/1/15	Wisconsin (Outback)	0	0	0	0	0-0

DATE	OPPONENT	TT	UT	AT	PD	INT-YDS
9/5/15	vs. Louisville	0	0	0	0	0-0
9/12/15	JACKSONVILLE STATE	0	0	0	0	0-0
9/19/15	at LSU	0	0	0	0	0-0
9/26/15	MISSISSIPPI STATE	0	0	0	0	0-0
10/3/15	SAN JOSE' STATE	1	1	0	0	0-0
10/15/15	at Kentucky	0	0	0	0	0-0
10/24/15	at Arkansas	1	0	1	0	0-0
10/31/15	OLE MISS	0	0	0	0	0-0
11/7/15	at Texas A&M	3	1	2	1	0-0
11/14/15	* GEORGIA	7	5	2	0	0-0
11/21/15	* IDAHO	6	5	1	1	0-0
11/28/15	* ALABAMA	6	3	3	1	0-0
12/30/15	* vs. Memphis (Bham)	2	1	1	0	0-0

DATE	OPPONENT	TT	UT	AT	PD	INT-YDS
9/3/16	CLEMSON					DID NOT PLAY
9/10/16	* ARKANSAS STATE	3	2	1	0	0-0
9/17/16	* TEXAS A&M	5	3	2	0	0-0
9/24/16	LSU	0	0	0	0	0-0
10/1/16	ULM	3	2	1	1	0-0
10/8/16	at Mississippi State	5	2	3	1	1-0
10/22/16	ARKANSAS	2	1	1	0	0-0
10/29/16	* at Ole Miss	9	5	4	0	0-0
11/5/16	* VANDERBILT	8	4	4	0	0-0
11/12/16	* at Georgia	4	1	3	0	0-0
11/19/16	* ALABAMA A&M	2	1	1	0	1-0
11/28/16	* at Alabama	8	6	2	0	0-0

ROBERTS' GAME-BY-GAME RETURN STATS

DATE	OPPONENT	PR/YDS	TD	KR/YDS	TD	
9/3/16	CLEMSON					DID NOT PLAY
9/10/16	* ARKANSAS STATE	0/0	0	0/0	0	
9/17/16	* TEXAS A&M	0/0	0	0/0	0	
9/24/16	LSU	0/0	0	0/0	0	
10/1/16	ULM	0/0	0	0/0	0	
10/8/16	at Mississippi State	0/0	0	0/0	0	
10/22/16	ARKANSAS	1/8	0	0/0	0	
10/29/16	* at Ole Miss	0/0	0	0/0	0	
10/5/16	* VANDERBILT	0/0	0	0/0	0	
11/12/16	* at Georgia	0/0	0	0/0	0	
11/19/16	* ALABAMA A&M	3/32	0	0/0	0	
11/26/16	* at Alabama	1/58	0	0/0	0	



JACOB ROGERS #45
DB
 5-11 • 190 • Fr. • HS
 Goodwater, Ala. (Benjamin Russell)
 Engineering

2016: Has not seen action
HIGH SCHOOL: Team captain for Coach Danny Horn at Benjamin Russell High ... recorded 78 tackles, 9 TFL, 13 PBU, 2 interceptions as a senior ... Alex City

Outlook first-team all-area ... part of the winningest senior class in school history ... also a four-year baseball letterman and team captain as a senior ... Alabama Baseball Association student-athlete of the year ... Top 10 graduate ... member of Key Club, FCA, SGA, National Honor Society

PERSONAL: Birthday is September 15 ... son of Chris and Fadra Rogers ... has two siblings, Zac and Sarah ... brother Zac plays baseball at Alabama ... member of FCA and Student Alumni Association at Auburn ... studying in the College of Engineering



NICK RUFFIN #19
DB
 6-0 • 203 • Jr. • 2L
 Duluth, Ga. (St. Pius X)
 Liberal Arts

CAREER: Has played in 32 games in his career with five starts
2016: Has played in 10 games with three starts ... 63 career tackles ... career-best 10 tackles as a starter against Clemson ... two stops against Arkansas State ... TFL, two PBU vs. Texas A&M ... pair of tackles vs. LSU ... three tackles vs. ULM and at Mississippi State ... did not play against Arkansas ... made three solo tackles at Ole Miss ... two stops at Georgia

2015: Reserve safety ... two tackles vs. Louisville ... started the Jacksonville State game, recording seven tackles, a PBU and TFL ... three tackles at LSU ... six tackles, two PBU as a starter at Texas A&M ... five tackles vs. Georgia ... three tackles vs. Idaho ... tackle, PBU in Birmingham Bowl vs. Memphis

2014: Appeared in 12 games as a freshman ... made two tackles at Kansas State ... had two more tackles in win over Louisiana Tech ... had first career pass breakup against LSU ... single stops against South Carolina and Texas A&M ... two tackles against Samford ... Academic Top Tiger

HIGH SCHOOL: Defender with numerous skills and leadership capabilities ... totaled 78 tackles, 3 interceptions, 2 forced fumbles for the Golden Lions his senior season earning first team all-state accolades ... 67 tackles, 3 interceptions, 4 forced fumbles as a junior ... high school coach was Paul Standard ... U.S. Army All-American Bowl; invited to 2014 U-19 International Bowl ... also a track letterman ... 247sports No. 8 CB, Top 75 overall ... Rivals No. 11 CB, Top 170 nationally ... Scout No. 18 DB, Top 200 nationally ... ESPN No. 21 DB, Top 150 overall ... PrepStar Top 15 athlete

PERSONAL: Son of Renee Ruffin and Demetrius Ruffin ... his brother Aaron graduated from Brown and attends Wake Forest law school ... birthday is April 17 ... studying in the College of Liberal Arts

RUFFIN'S CAREER DEFENSIVE STATS

YEAR	G/GS	TT	UT	AT	TFL-YDS	QBS-YDS	FF/FR	PD	I/YDS
2014	12/0	9	5	4	0.0-0	0.0-0	0/0	2	0/0
2015	10/2	27	15	12	0.5-0	0.0-0	0/0	4	0/0
2016	10/3	27	18	9	1.0-4	0.0-0	0/0	3	0/0
Total	32/5	63	38	25	1.5-4	0.0-0	0/0	9	0/0

RUFFIN'S CAREER GAME HIGH STATS

Tackles.....	10	Clemson	9/3/16
TFL.....	1.0	Texas A&M	9/17/16
PBU.....	2	2x (last: Texas A&M)	9/17/16

Player Bios

RUFFIN'S GAME-BY-GAME DEFENSIVE STATS

DATE	OPPONENT	TT	UT	AT	PD	INT-YDS
8/30/14	ARKANSAS	0	0	0	0	0-0
9/6/14	SAN JOSÉ STATE	0	0	0	0	0-0
9/18/14	at Kansas State	2	1	1	0	0-0
9/27/14	LOUISIANA TECH	2	0	2	0	0-0
10/4/14	LSU	0	0	0	1	0-0
10/11/14	at Mississippi State	0	0	0	0	0-0
10/25/14	SOUTH CAROLINA	1	1	0	0	0-0
11/1/14	at Ole Miss	0	0	0	0	0-0
11/8/14	TEXAS A&M	1	1	0	0	0-0
11/15/14	at Georgia	0	0	0	0	0-0
11/22/14	SAMFORD	2	0	2	0	0-0
11/29/14	at Alabama	DID NOT PLAY				
1/1/15	Wisconsin (Outback)	0	0	0	0	0-0

DATE	OPPONENT	TT	UT	AT	PD	INT-YDS
9/5/15	vs. Louisville	2	1	1	0	0-0
9/12/15	* JACKSONVILLE STATE	7	2	5	1	0-0
9/19/15	at LSU	3	2	1	0	0-0
9/26/15	MISSISSIPPI STATE	DID NOT PLAY				
10/3/15	SAN JOSE' STATE	DID NOT PLAY				
10/15/15	at Kentucky	DID NOT PLAY				
10/24/15	at Arkansas	0	0	0	0	0-0
10/31/15	OLE MISS	0	0	0	0	0-0
11/7/15	* at Texas A&M	6	3	3	2	0-0
11/14/15	GEORGIA	5	4	1	0	0-0
11/21/15	IDAHO	3	2	1	0	0-0
11/28/15	ALABAMA	0	0	0	0	0-0
12/30/15	vs. Memphis (Bham)	1	1	0	1	0-0

DATE	OPPONENT	TT	UT	AT	PD	INT-YDS
9/3/16	* CLEMSON	10	7	3	0	0-0
9/10/16	ARKANSAS STATE	2	1	1	0	0-0
9/17/16	TEXAS A&M	1	1	0	2	0-0
9/24/16	LSU	2	1	1	0	0-0
10/1/16	* ULM	3	2	1	1	0-0
10/8/16	* at Mississippi State	3	1	2	0	0-0
10/22/16	ARKANSAS	DID NOT PLAY				
10/29/16	at Ole Miss	3	3	0	0	0-0
11/5/16	VANDERBILT	0	0	0	0	0-0
11/12/16	at Georgia	2	1	1	0	0-0
11/19/16	ALABAMA A&M	DID NOT PLAY				
11/28/16	at Alabama	1	1	0	0	0-0



DONTAVIUS #95
RUSSELL DL
 6-3 • 308 • So. • 1L
 Carrollton, Ga. (Carrollton)
 Liberal Arts

CAREER: Has played in 25 games with 22 starts ... 67 career tackles
2016: Second-year starter at defensive tackle ... started in every game ... had four tackles against Clemson ... recorded four tackles, three QB hurries against Texas A&M ... pair of tackles vs. ULM ... three tackles, QB hurry at Ole Miss ... six tackles at Georgia ... three stops vs. Alabama A&M
2015: Redshirt freshman starter at defensive tackle ... in first career action, recorded six tackles, 4 QB hurries, 1.5 sack, 2.5 TFL vs. Louisville ... five tackles vs. Jacksonville State ... two stops vs. Mississippi State ... fumble recovery, TFL and five tackles vs. San José State ... two tackles at Kentucky ... seven tackles, TFL at Arkansas ... two tackles at Texas A&M ... three tackles vs. Georgia ... two tackle assists vs. Alabama ... three tackles in Birmingham Bowl vs. Memphis ... nominated for CoSIDA Academic All-America ... SEC Academic Honor Roll and Academic Top Tiger
2014: Redshirted for the Tigers ... Academic Top Tiger ... SEC first-year academic honor roll
HIGH SCHOOL: Physical defender who will clog up the middle ... 62 tackles, 7.5 TFL, 3 sacks as a senior earning first team all-state honors ... helped the Trojans to the 2013 Class 4A state championship game ... high school coach was Rayvan Teague ... Under Armour All-America Game ... also a track and field letterman ...

honors graduate ... Scout No. 12 DT, Top 150 nationally ... 247sports No. 12 DT, Top 150 overall ... Rivals No. 13 DT, Top 200 nationally ... ESPN No. 14 DT, Top 200 overall ... PrepStar Top 20 DT

PERSONAL: Son of Latrice Russell and Donald Russell ... has two brothers, Donovan and Donald Jr. ... uncle Dennis Wallace played at Auburn ... birthday is September 18 ... studying in the College of Liberal Arts

RUSSELL'S CAREER DEFENSIVE STATS

YEAR	G/GS	TT	UT	AT	TFL-YDS	QBS-YDS	FF/FR	PD	QBH
2015	13/10	42	14	28	4.5-11	1.5-5	0/1	1	8
2016	12/12	25	8	17	0.0-0	0.0-0	0/0	2	6
Total	25/22	67	22	45	4.5-11	1.5-5	0/1	3	14

RUSSELL'S CAREER GAME HIGH STATS

Tackles.....7 at Arkansas 10/24/15
 Sacks.....1.5 vs. Louisville 9/5/15
 TFL.....2.5 vs. Louisville 9/5/15
 FR.....1 San Jose' State 10/3/15
 PBU.....1 3x (last: at Georgia) 11/12/16

RUSSELL'S GAME-BY-GAME DEFENSIVE STATS

DATE	OPPONENT	TT	UT	AT	TFL-YDS	QBS-YDS
9/5/15	* vs. Louisville	6	1	5	2.5-8	1.5-5
9/12/15	* JACKSONVILLE STATE	5	3	2	0.0-0	0.0-0
9/19/15	* at LSU	0	0	0	0.0-0	0.0-0
9/26/15	* MISSISSIPPI STATE	2	0	2	0.0-0	0.0-0
10/3/15	* SAN JOSE' STATE	5	2	3	1.0-2	0.0-0
10/15/15	* at Kentucky	2	0	2	0.0-0	0.0-0
10/24/15	* at Arkansas	7	1	6	1.0-1	0.0-0
10/31/15	OLE MISS	4	3	1	0.0-0	0.0-0
11/7/15	at Texas A&M	2	0	2	0.0-0	0.0-0
11/14/15	* GEORGIA	3	1	2	0.0-0	0.0-0
11/21/15	* IDAHO	1	0	1	0.0-0	0.0-0
11/28/15	ALABAMA	2	0	2	0.0-0	0.0-0
12/30/15	* vs. Memphis (Bham)	3	3	0	0.0-0	0.0-0

DATE	OPPONENT	TT	UT	AT	TFL-YDS	QBS-YDS
9/3/16	* CLEMSON	4	2	2	0.0-0	0.0-0
9/10/16	* ARKANSAS STATE	0	0	0	0.0-0	0.0-0
9/17/16	* TEXAS A&M	4	2	2	0.0-0	0.0-0
9/24/16	* LSU	1	0	1	0.0-0	0.0-0
10/1/16	* ULM	2	0	2	0.0-0	0.0-0
10/8/16	* at Mississippi State	1	1	0	0.0-0	0.0-0
10/22/16	* ARKANSAS	1	0	1	0.0-0	0.0-0
10/29/16	* at Ole Miss	3	1	2	0.0-0	0.0-0
11/5/16	* VANDERBILT	0	0	0	0.0-0	0.0-0
11/12/16	* at Georgia	6	1	5	0.0-0	0.0-0
11/19/16	* ALABAMA A&M	3	1	2	0.0-0	0.0-0
11/28/16	* at Alabama	0	0	0	0.0-0	0.0-0



PRINCE MICHEAL #72
SAMMONS OL
 6-7 • 289 • Fr. • HS
 Clarksville, Ohio (Cincinnati Hills Christian)
 Business

2016: Redshirted
HIGH SCHOOL: Impressive athletic lineman who excelled on both sides of the ball in high school ... 60 tackles, four sacks as a senior for Coach Eric Taylor ... Cincinnati Enquirer all-area ... Division V defensive player of year ... MaxPreps All-America as junior and senior ... top 25 prospect at his position by 247 Sports, ESPN, Rivals, Scout ... top 10 in Ohio by 247 Sports, ESPN ... USA Today all-state ... also played basketball ... talented soccer player
PERSONAL: Birthday is August 15 ... son of Brandon and Betsy Sammons ... native of Nigeria ... siblings are Ady, Sophia, Micah, Emma, Izuchukuru, Ikechukuru, Christopher, Chinososo, Chukwuma, Chibuzor and Ogeehukiu ... studying in the College of Business

Player Bios



IAN SHANNON #43
K/P
 6-3 • 218 • RFr. • RS
 Marietta, Ga. (Marietta)
 Business

2016: Backup kicker and punter ... saw first career action against Arkansas State, with two touchbacks on three kickoffs ... punted twice vs. Texas A&M ... 2-3 touchbacks on kickoffs vs. ULM ... kicked off against Alabama A&M

2015: Redshirted ... Academic Top Tiger and SEC first-year Academic Honor Roll

HIGH SCHOOL: Top-rated kicking specialist for Coach Scott Burton at Marietta High, helping the Blue Devils to the Class 6A playoffs ... punting average of 40.7 yards with only 22 total return yards allowed ... also holds Marietta High records for longest field goal (51 yards), most FG in season (16), consecutive FG (12) and touchbacks ... kicking coach was Tom Guckian ... Prokicker.com All-America ... all-state, all-region, all-county as junior and senior ... TD Club of Atlanta metro all-stars ... Marietta Daily Journal Dynamite Dozen ... 247 Sports and ESPN list him among their top five kicking prospects ... PrepStar all-South ... also played soccer

PERSONAL: Son of Michael and Celesta Shannon ... brother Innis, sister Ivy and he are triplets ... birthday is February 4 ... studying in the College of Business

SHANNON'S CAREER PUNTING STATS

YEAR	G	NO	YDS	AVG	TB	FC	I20	50+	LP/OPPONENT
2016	5	3	92	30.7	0	2	2	0	37/Alabama A&M

SHANNON'S CAREER GAME HIGH STATS

Punts	2	Texas A&M	9/17/16
Punt Avg	37.0	Alabama A&M	11/19/16
Long Punt	37	Alabama A&M	11/19/16
Inside 20	1	2x (last: Alabama A&M)	11/19/16

SHANNON'S GAME-BY-GAME PUNTING STATS

DATE	OPPONENT	NO	YDS	AVG	IN20	Long
9/3/16	CLEMSON			DID NOT PLAY		
9/10/16	ARKANSAS STATE	0	0	0.0	0	0
9/17/16	TEXAS A&M	2	55	27.5	1	33
9/24/16	LSU			DID NOT PLAY		
10/1/16	ULM	0	0	0.0	0	0
10/8/16	at Mississippi State			DID NOT PLAY		
10/22/16	ARKANSAS	0	0	0.0	0	0
10/29/16	at Ole Miss			DID NOT PLAY		
11/5/16	VANDERBILT			DID NOT PLAY		
11/12/16	at Georgia			DID NOT PLAY		
11/19/16	ALABAMA A&M	1	37	37.0	1	37
11/26/16	at Alabama			DID NOT PLAY		



BAILEY SHARP #66
OL
 6-5 • 300 • RFr. • RS
 Marietta, Ga. (Sprayberry)
 Education

2016: Backup offensive lineman ... saw first career action vs. ULM ... played in three games

2015: Redshirted ... January enrollee ... Academic Top Tiger

HIGH SCHOOL: Offensive tackle who was team captain for Coach Billy Shackelford at Sprayberry High ... Under Armour All-America Game ... first team Class 5A all-state ... Marietta Daily Journal Dynamite Dozen ... Atlanta Journal-Constitution Super 75 ... Macon Telegraph Top 50 ... also a varsity wrestler for the Yellowjackets ... 247 Sports top 45 players in Georgia and top 45 offensive tackle prospects ... Scout lists him as a top 45 line prospect ... Rivals top 65 players in Georgia ... ESPN top 25 Georgia players ... PrepStar top 250

PERSONAL: Son of Joe and Stacey Sharp ... dad played football at Southern Miss ... has a brother, Logan ... birthday is August 13 ... studying in the College of Education



SAM SHERROD #66
LB
 5-10 • 192 • Fr. • HS
 Birmingham, Ala. (Briarwood Christian)
 Science & Math

2016: Has not seen action

HIGH SCHOOL: Team captain for Coach Fred Yancey at Briarwood Christian ... won the leadership award for the school ... also played lacrosse

PERSONAL: Birthday is August 8 ... son of David and Veronica Sherrod ... has two siblings, Andrew and Ellie ... is an Eagle Scout ... studying in the College of Science and Math



MICHAEL SHERWOOD #36
DB
 5-9 • 175 • Jr. • 1L
 Atlanta, Ga. (Creekside)
 Education

2016: Veteran reserve at cornerback ... recorded three solo tackles against Alabama A&M

2015: Reserve cornerback ... saw first action of season vs. Idaho, recording two tackles ... former walk-on awarded a scholarship during preseason camp

2014: Saw only action of season against Samford

HIGH SCHOOL: Leading tackler among the defensive backs at Creekside High ... High School Coach: Johnny T. White ... posted a pair of interceptions ... earned all-region honors in baseball ... also a track letterwinner ... member of the Honor Roll

PERSONAL: Birthday is February 3 ... son of Katrina and Michael Sherwood ... has two siblings, Jesse (played baseball at Claflin University) and Theodore (played football at Morehouse and Alabama A&M) ... studying in the College of Education

SHERWOOD'S CAREER DEFENSIVE STATS

YEAR	G/GS	TT	UT	AT	TFL-YDS	QBS-YDS	FF/FR	PD	I/YDS
2015	2/0	2	2	0	0.0-0	0.0-0	0/0	1	0/0
2016	3/0	3	3	0	0.0-0	0.0-0	0/0	0	0/0
Total	5/0	5	5	0	0.0-0	0.0-0	0/0	1	0/0

SHERWOOD'S CAREER GAME HIGH STATS

Tackles	3	Alabama A&M	11/19/16
PBU	1	Idaho	11/21/15

Player Bios



JOSH SHOCKLEY #58
LB
 5-10 • 218 • So. • 1L
 Locust Grove, Ga. (Eagle's Landing Christian)
 Business


2016: Linebacker who contributes on special teams ... played in 11 games this season ... missed the Alabama A&M game with injury

2015: Saw action in three games, all on special teams

2014: Redshirted for the Tigers ... Academic Top Tiger ... SEC first-year academic honor roll

HIGH SCHOOL: The Region 5A co-defensive player of the year at Eagle's Landing Christian Academy, the 2012 stats champions and four-time regional champions ... three times earned all-state recognition ... High School Coach: Jonathan Gess ... high school teammate of Auburn defensive lineman Andrew Williams ... honor student

PERSONAL: Birthday is November 17 ... son of Bryan and Amy Shockley ... has five siblings: Gus, Sam, George, Grace and Ava ... studying in the College of Business



CONNER SIBLEY #39
LB
 5-10 • 200 • RFr. • HS
 Athens, Ga. (Prince Avenue Christian)
 Business

2016: Has not seen game action

HIGH SCHOOL: All-region as a junior and senior for Coach Jeff Herron at Prince Avenue Christian School ... helped the Wolverines to three regional titles and a state runner-up finish ... all-state honorable mention as a senior ... FCA All-Star Game ... basketball team MVP, all-region and honorable mention all-state ... leading scorer in Athens-Clarke-Jefferson basketball all-star game ... also a golf letterman ... honor student, member of Beta Club and church and high school praise bands

PERSONAL: Birthday is October 2 ... son of Carlos and Carla Sibley ... has four siblings: Graham, Madison, Cheney and Wilson ... studying in the College of Business ... member of the praise band at Church of the Highlands ... talented guitar player who performed at 2016 AUSPYS



DARIUS SLAYTON #81
WR
 6-2 • 191 • RFr. • RS
 Norcross, Ga. (Greater Atlanta Christian)
 Business

2016: Has played in 12 games with 10 starts ... earned his first collegiate start against Clemson ... 14 receptions for 236 yards for season ... had three catches for 55 yards against Arkansas State ... 36-yard reception from Sean White vs. LSU ... two catches gained 24 yards at Mississippi State ... three catches gained 53 yards at Ole Miss ... 21-yard TD from White vs. Vanderbilt ... three catches gained 41 yards against Alabama A&M

2015: Redshirted; did not see any game action

HIGH SCHOOL: Athletic receiving prospect with great ability ... first team Class 2A all-state for Coach Tim Hardy ... all-region at wide receiver and defensive back ... U.S. Army All-American Bowl ... ranked by 247 Sports, ESPN and Scout among the top 15 at his position ... Rivals Georgia top 30 players ... PrepStar top 200 ... state sprint champion at 100m and 200m

PERSONAL: Son of Pamela Slayton and Eddie Slayton ... has a sister, Maileka ... cousin Darrell Crawford played linebacker at Auburn ... birthday is January 12 ... studying in the College of Business

SLAYTON'S CAREER RECEIVING STATS

YEAR	G/GS	NO	YDS	AVG	TD	LPI/OPPONENT
2015						REDSHIRTED
2016	12/10	14	236	16.9	1	36/LSU

SLAYTON'S CAREER GAME HIGH STATS

Receptions	3	3x (last: Alabama A&M)	11/19/16
Rec. Yards	55	Arkansas State	9/10/16
Rec. Long	36	LSU	9/24/16
Rec. TDs	1	Vanderbilt	11/5/16

SLAYTON'S GAME-BY-GAME RECEIVING STATS

DATE	OPPONENT	REC	YDS	Avg.	TD	TD YDS
9/3/16	* CLEMSON	0	0	0.0	0	--
9/10/16	* ARKANSAS STATE	3	55	18.3	0	--
9/17/16	* TEXAS A&M	0	0	0.0	0	--
9/24/16	* LSU	1	36	36.0	0	--
10/1/16	* ULM	0	0	0.0	0	--
10/8/16	at Mississippi State	2	24	12.0	0	--
10/22/16	* ARKANSAS	0	0	0.0	0	--
10/29/16	* at Ole Miss	3	53	17.6	0	--
11/5/16	* VANDERBILT	2	27	13.5	1	21
11/12/16	at Georgia	0	0	0.0	0	--
11/19/16	* ALABAMA A&M	3	41	13.7	0	--
11/26/16	* at Alabama	0	0	0.0	0	--

Player Bios



BRADEN SMITH #71 OL
6-6 • 300 • Jr. • 2L
Olathe, Kan. (Olathe South)
Education

CAREER: Has appeared in 38 games with 26 consecutive starts since 2014 ... 26 consecutive starts ranks second on team behind fellow offensive guard Alex Kozan

2016: All-America second team (CBS Sports) ... All-America third team (Phil Steele, Sports on Earth) ... All-SEC first team (AP, ESPN, Pro Football Focus, Athlon, Phil Steele) ... second team All-SEC (coaches) ... Second-year starter at right guard ... ESPN mid-season All-America ... Preseason: Outland, Rotary Lombardi watch lists ... all-SEC first team (Lindy's, Phil Steele, ESPN), second team (SEC coaches, Athlon, Birmingham News), third team (SEC media)

2015: Started all 13 games, primarily at right guard ... AP second team all-SEC ... starter at right tackle vs. Jacksonville State ... SEC Academic Honor Roll and Academic Top Tiger

2014: Appeared in all 13 games ... all-SEC freshman team ... saw action on both the offensive line and as a tight end in jumbo sets ... first start came in the Outback Bowl vs. Wisconsin ... Academic Top Tiger ... SEC first-year academic honor roll

HIGH SCHOOL: Physically impressive lineman who excels in the weight room and at the line of scrimmage ... 82 pancake blocks on offense, 59 tackles on defense as a two-way starter his senior season ... two-year Buck Buchanan Award finalist (Kansas City metro outstanding lineman) ... high school coach was Jeff Gourley ... KFBFA Top 11, all-state, all-Midlands, three years all-Sunflower League on both sides of the football ... Kansas state shot put and discus champion ... Scout No. 1 OG ... Rivals No. 3 OL, Top 50 nationally ... 247sports No. 7 OG, Top 125 nationally ... ESPN No. 9 OL, Top 130 overall ... MaxPreps All-America

PERSONAL: Son of Jane Smith and David Smith ... father played football and ran track at Kansas ... sister Megan is a thrower at TCU ... birthday is March 25 ... studying in the College of Education



CLARKE SMITH #53 LS
6-3 • 239 • Fr. • HS
Leeds, Ala. (Leeds)
Engineering

2016: Has not seen game action

HIGH SCHOOL: Back-to-back state champions (2014 & 2015) under Coach Keith Etheredge at Leeds High ... three time region champion ... also played golf, basketball, baseball and track and field ... member of National Honor Society, Quill and Scroll, Mu Alpha Theta ... student ambassador at Leeds

PERSONAL: Birthday is April 8 ... son of Anita Carlise and Vic Williams ... has two sisters, Whitney and Hannah ... sister Hannah and a cousin were collegiate athletes ... studying in the College of Engineering



JASON SMITH #4 WR
6-1 • 188 • Jr. • 1L
Mobile, Ala. (Mississippi Gulf Coast CC)
University College

CAREER: Has played in 23 games with two starts ... 18 career receptions

2016: Played in 10 games with one start ... 32-yard catch at Ole Miss ... two catches gained 23 yards vs. Vanderbilt ... 5-yard reception vs. Alabama ... returned first career kickoff against Alabama for 20 yards

2015: Converted quarterback now at wide receiver ... first catch came in the Louisville win ... two catches gained 54 yards at Arkansas, long of 46 ... attempted first pass vs. Ole Miss ... two catches and a 24-yard rushing gain at Texas A&M ... 15-yard reception vs. Idaho ... 77-yard touchdown catch from Jeremy Johnson vs. Alabama was Auburn's longest offensive play of season ... caught 11-yard touchdown from Johnson in Birmingham Bowl vs. Memphis

JUNIOR COLLEGE: Quarterback who led Coach Chad Huff's MGCCC Bulldogs to an 8-2 record and No. 7 national ranking ... threw for 1,566 yards, 18 TD during 2014 season ... also rushed for 10 TD

HIGH SCHOOL: 110-169 passing for 1,566 yards, 19 touchdowns as a senior at McGill-Toolen High for Coach Bart Sessions ... also rushed for 849 yards, 16 TD helping McGill Toolen to an 11-1 record ... MVP of the Alabama-Mississippi All-Star Game playing receiver, with six catches for 134 yards ... Mobile Press-Register Offensive Player of the Year ... ranked No. 15 by Rivals ... No. 32 by Scout ... No. 6 in Alabama, No. 10 WR by 247 Sports ... PrepStar all-Southeast ... all-state in basketball and ran track

PERSONAL: Son of Yolanda Smith and Jason Smith ... enrolled at Auburn in January ... birthday is March 29 ... studying in the University College

J. SMITH'S CAREER RECEIVING STATS

YEAR	G/GS	NO	YDS	AVG	TD	LP/OPPONENT
2015	13/1	13	203	15.6	2	77/Alabama
2016	10/1	4	60	15.0	0	32/Ole Miss
Total	23/2	17	263	15.5	2	

J. SMITH'S CAREER RUSHING STATS

YEAR	G/GS	NO	YDS	AVG	TD	LP/OPPONENT
2015	13/1	6	37	6.2	1	24/Texas A&M
2016	10/1	1	0	0.0	0	
Total	23/2	7	37	5.3	1	

J. SMITH'S CAREER GAME HIGH STATS

Receptions	2	5x (last: Vanderbilt)	11/5/16
Rec. Yards	82	Alabama	11/28/15
Rec. Long	77	Alabama	11/28/15
Rec. TDs	1	2x (latest vs. Memphis)	12/30/15
Rush Attempts	2	Alabama	11/28/15
Rush Yards	24	at Texas A&M	11/7/15
Rush Long	24	at Texas A&M	11/7/15
Rush TD	1	at Arkansas	10/24/15
Kick Returns	1	at Alabama	11/26/16
KR Yards	20	at Alabama	11/26/16
KR Long	20	at Alabama	11/26/16
AP Yards	85	Alabama	11/28/15
Career TDs	3		

Player Bios

J. SMITH'S GAME-BY-GAME RECEIVING STATS

DATE	OPPONENT	REC	YDS	AVG	TD	TD Yds
9/5/15	vs. Louisville	1	7	7.0	0	--
9/12/15	JACKSONVILLE STATE	0	0	0.0	0	--
9/19/15	at LSU	1	4	4.0	0	--
9/26/15	MISSISSIPPI STATE	1	6	6.0	0	--
10/3/15	SAN JOSE' STATE	0	0	0.0	0	--
10/15/15	at Kentucky	2	13	6.5	0	--
10/24/15	at Arkansas	2	54	27.0	0	--
10/31/15	OLE MISS	0	0	0.0	0	--
11/7/15	at Texas A&M	2	11	5.5	0	--
11/14/15	GEORGIA	0	0	0.0	0	--
11/21/15	IDAHO	1	15	15.0	0	--
11/28/15	* ALABAMA	2	82	41.0	1	77
12/30/15	vs. Memphis (Bham)	1	11	11.0	1	11

DATE	OPPONENT	REC	YDS	Avg.	TD	TD YDS
9/3/16	CLEMSON	0	0	0.0	0	--
9/10/16	ARKANSAS STATE	0	0	0.0	0	--
9/17/16	* TEXAS A&M	0	0	0.0	0	--
9/24/16	LSU	0	0	0.0	0	--
10/1/16	ULM	0	0	0.0	0	--
10/8/16	at Mississippi State			DID NOT PLAY		
10/22/16	ARKANSAS			DID NOT PLAY		
10/29/16	at Ole Miss	1	32	32.0	0	--
11/5/16	VANDERBILT	2	23	11.5	0	--
11/12/16	at Georgia	0	0	0.0	0	--
11/19/16	ALABAMA A&M	0	0	0.0	0	--
11/26/16	at Alabama	1	5	5.0	0	--



TONY #8
STEVENS WR
 6-4 • 212 • Sr. • 3L
 Orlando, Fla. (Evans)
 University College

CAREER: Has played in 38 games in his career with seven starts ... 49 career receptions ... Auburn is 4-0 in Stevens' career when he catches a touchdown

2016: Played in 10 games this season with seven starts ... East-West Shrine Game selection ... 22 of 29 catches in 2016 have been for a first down or touchdown ... 16-yard catch from Sean White on the final drive of the Clemson game ... leading receiver against Arkansas State, with 75 yards on four catches, including TDs of 24 and 8 yards from White ... eight catches were team best against Texas A&M, gaining 86 yards ... four catches gained 58 yards vs. LSU ... first career 100-yard game with 109 yards on four catches vs. ULM, including a career-long 48-yard TD pass from White ... gained 64 yards on three receptions at Mississippi State, with a long gain of 36 ... injury kept him out of Ole Miss and Vanderbilt games ... 14-yard catch at Georgia ... four receptions gained 44 yards vs. Alabama A&M

2015: Played in 11 games with two starts ... 12 receptions for season ... two catches for 18 yards at Arkansas ... career long 44-yard reception from Jeremy Johnson vs. Ole Miss ... 32-yard catch from Jeremy Johnson at Texas A&M ... 5-yard TD catch vs. Idaho was one of three receptions ... two catches gained 25 yards vs. Memphis in Birmingham Bowl

2014: Appeared in seven games ... had one reception for 22 yards against LSU

2013: Young wide receiver who made an increased contribution ... two catches for 21 yards at LSU ... three catches for 47 yards against Western Carolina, including a 22-yard touchdown catch from Jeremy Johnson

HIGH SCHOOL: Speedy wideout who excels at the deep ball ... 29 receptions, 516 yards, seven touchdowns as a senior for Coach Chip Gierke at Evans High in Orlando ... U.S. Army All-American Bowl ... No. 5 in Orlando Sentinel Central Florida Super60 ... PrepStar All-America ... ranked No. 95 overall, No. 11 receiver by Rivals ... No. 21 by Scout ... No. 23 in Florida, No. 24 WR by 247Sports ... ESPN 300

PERSONAL: Birthday is March 14 ... son of Kayone Martin ... studying in the University College

STEVENS' CAREER RECEIVING STATS

YEAR	G/GS	NO	YDS	AVG	TD	LP/OPPONENT
2013	10/0	5	68	13.6	1	22/Western Carolina
2014	7/0	1	22	22.0	0	22/LSU
2015	11/2	14	177	12.6	1	44/Ole Miss
2016	10/7	29	466	16.1	3	48/ULM
Totals	38/9	49	733	15.0	5	

STEVENS' CAREER GAME HIGH STATS

Receptions	8	Texas A&M	9/17/16
Rec. Yards	109	ULM	10/1/16
Rec. Long	48	ULM	10/1/16
Rec. TDs	2	Arkansas State	9/10/16

STEVENS' GAME-BY-GAME RECEIVING STATS

DATE	OPPONENT	REC	YDS	AVG	TD	TD REC
8/31/13	WASHINGTON STATE			DID NOT PLAY		
9/7/13	ARKANSAS STATE	0	0	0.00	0	--
9/14/13	MISSISSIPPI STATE	0	0	0.00	0	--
9/21/13	at LSU	2	21	10.50	0	--
10/5/13	OLE MISS	0	0	0.00	0	--
10/12/13	WESTERN CAROLINA	3	47	15.67	1	22
10/19/13	at Texas A&M	0	0	0.00	0	--
10/26/13	FLORIDA ATLANTIC	0	0	0.00	0	--
11/2/13	at Arkansas	0	0	0.00	0	--
11/9/13	at Tennessee	0	0	0.00	0	--
11/16/13	GEORGIA	0	0	0.00	0	--
11/30/13	ALABAMA			DID NOT PLAY		
12/7/13	vs. Missouri (SEC)			DID NOT PLAY		
1/6/14	vs. Florida State (BCS)			DID NOT PLAY		

DATE	OPPONENT	REC	YDS	AVG	TD	TD Yds
8/30/14	ARKANSAS	0	0	0.0	0	--
9/6/14	SAN JOSE' STATE	0	0	0.0	0	--
9/18/14	at Kansas State			DID NOT PLAY		
9/27/14	LOUISIANA TECH	0	0	0.0	0	--
10/4/14	LSU	1	22	22.0	0	--
10/11/14	at Mississippi State			DID NOT PLAY		
10/25/14	SOUTH CAROLINA			DID NOT PLAY		
11/1/14	at Ole Miss			DID NOT PLAY		
11/8/14	TEXAS A&M			DID NOT PLAY		
11/15/14	at Georgia			DID NOT PLAY		
11/22/14	SAMFORD	0	0	0.0	0	--
11/29/14	at Alabama	0	0	0.0	0	--
1/1/15	Wisconsin (Outback)	0	0	0.0	0	--

DATE	OPPONENT	REC	YDS	AVG	TD	TD Yds
9/5/15	vs. Louisville	0	0	0.0	0	--
9/12/15	JACKSONVILLE STATE			DID NOT PLAY		
9/19/15	at LSU	0	0	0.0	0	--
9/26/15	MISSISSIPPI STATE	0	0	0.0	0	--
10/3/15	SAN JOSE' STATE			DID NOT PLAY		
10/15/15	at Kentucky	1	9	9.0	0	--
10/24/15	at Arkansas	2	18	9.0	0	--
10/31/15	OLE MISS	2	55	27.5	0	--
11/7/15	* at Texas A&M	2	38	19.0	0	--
11/14/15	* GEORGIA	1	1	1.0	0	--
11/21/15	IDAHO	3	28	9.3	1	5
11/28/15	ALABAMA	1	3	3.0	0	--
12/30/15	vs. Memphis (Bham)	2	25	12.5	0	--

DATE	OPPONENT	REC	YDS	Avg.	TD	TD YDS
9/3/16	CLEMSON	1	16	16.0	0	--
9/10/16	* ARKANSAS STATE	4	75	18.8	2	24.8
9/17/16	* TEXAS A&M	8	86	10.8	0	--
9/24/16	* LSU	4	58	14.5	0	--
10/1/16	* ULM	4	109	27.3	1	48
10/8/16	* at Mississippi State	3	64	21.3	0	--
10/22/16	* ARKANSAS	0	0	0.0	0	--
10/29/16	at Ole Miss			DID NOT PLAY		
11/5/16	VANDERBILT			DID NOT PLAY		
11/12/16	* at Georgia	1	14	14.0	0	--
11/19/16	ALABAMA A&M	4	44	11.0	0	--
11/26/16	at Alabama	0	0	0.0	0	--

Player Bios



TYLER #29
STOVALL H
 6-1 • 212 • Jr. • 2L
 Hokes Bluff, Ala. (Hokes Bluff)
 Business

CAREER: Has appeared in 38 games as holder
2016: Third season as holder for field goals and extra points ... has played in every game in 2016 ... oldest player in the SEC; turns 27 on December 27... CoSIDA Academic All-District

2015: Second year as starting holder ... Academic All-America nominee ... SEC Academic Honor Roll and Academic Top Tiger

2014: Appeared in all 13 games as a holder ... SEC Academic Honor Roll and Academic Top Tiger

2013: Did not see varsity action while redshirting for the SEC Champions ... SEC First-Year Academic Honor Roll

BASEBALL: Second round selection of the Atlanta Braves in the 2008 major league draft ... left-handed pitcher in the Braves' organization from 2008-11 ... moved to Kansas City Royals' organization in 2011

HIGH SCHOOL: Alabama Sports Writers Association Class 3A all-state punter for Coach Mike Robertson at Hokes Bluff ... Alabama Mr. Baseball for 2008 ... set state records for career wins (54) and strikeouts (673) ... class valedictorian

PERSONAL: Birthday is December 27 ... wife's name is Kristi ... son of Brian and Holly Stovall ... has one brother Brian and one sister Katie ... studying in the College of Business ... Chi Alpha Sigma honor society



ELI #12
STOVE WR
 6-0 • 177 • Fr. • HS
 Niceville, Fla. (Niceville)
 Engineering

2016: Appeared in 11 games as a true freshman with five starts ... 19 receptions for 185 yards for season ... 19 catches are 8th most by an Auburn freshman ... saw first action against Arkansas State ... gained 20 yards on two catches vs. ULM ... 78-yard TD run on first play of Arkansas game was 16th-longest run in AU history and third-longest by a freshman ... finished with 94 yards on three carries against the Razorbacks ... five catches for 37 yards at Ole Miss ... two receptions vs. Vanderbilt and at Georgia ... had three receptions against Alabama A&M ... 55-yard reception from John Franklin III at Alabama was Auburn's longest completion of the season

HIGH SCHOOL: Elusive receiver with career receiving totals of 1,878 yards on 136 catches with 22 TD for Coach John Hicks at Niceville High, helping the Eagles to the regional finals ... 978 all-purpose yards and 11 TD as a senior ... Under Armour All-America Game ... first team Class 6A all-state and NWF Daily News all-area and Dandy Dozen ... Rivals and ESPN rate him among top 15 WR prospects ... also a track letterman

PERSONAL: Birthday is January 21 ... son of Langston and Felicia Stove ... has two brothers, Zac and Jon ... musician who plays several instruments ... studying in the College of Engineering

STOVE'S CAREER RECEIVING STATS

YEAR	G/GS	NO	YDS	AVG	TD	LP/OPPONENT
2016	11/5	19	185	9.7	0	55/Alabama

STOVE'S CAREER RUSHING STATS

YEAR	G/GS	NO	YDS	AVG	TD	LP/OPPONENT
2016	11/5	9	123	13.7	1	78/Arkansas

STOVE'S CAREER GAME HIGH STATS

Rush Attempts	3	Arkansas	10/22/16
Rush Yds.	94	Arkansas	10/22/16
Rush Long	78	Arkansas	10/22/16
Rush TD	1	Arkansas	10/22/16
Receptions	5	at Ole Miss	10/29/16
Rec. Yds	87	at Alabama	11/26/16
Rec. Long	55	at Alabama	11/26/16

STOVE'S GAME-BY-GAME RECEIVING STATS

DATE	OPPONENT	REC	YDS	Avg.	TD	TD YDS
9/3/16	CLEMSON					DID NOT PLAY
9/10/16	ARKANSAS STATE	0	0	0.0	0	--
9/17/16	TEXAS A&M	0	0	0.0	0	--
9/24/16	LSU	0	0	0.0	0	--
10/1/16	ULM	2	20	10.0	0	--
10/8/16	at Mississippi State	0	0	0.0	0	--
10/22/16	* ARKANSAS	1	12	12.0	0	--
10/29/16	* at Ole Miss	5	37	7.4	0	--
11/5/16	VANDERBILT	2	9	4.5	0	--
11/12/16	* at Georgia	2	13	6.5	0	--
11/19/16	* ALABAMA A&M	3	7	2.3	0	--
11/26/16	* at Alabama	4	87	21.8	0	--

STOVE'S GAME-BY-GAME RUSHING STATS

DATE	OPPONENT	ATT	YDS	Avg.	TD	TD YDS
9/3/16	CLEMSON					DID NOT PLAY
9/10/16	ARKANSAS STATE	0	0	0.0	0	--
9/17/16	TEXAS A&M	0	0	0.0	0	--
9/24/16	LSU	1	0	0.0	0	--
10/1/16	ULM	2	20	10.0	0	--
10/8/16	at Mississippi State	0	0	0.0	0	--
10/22/16	* ARKANSAS	3	94	31.3	1	78
10/29/16	* at Ole Miss	1	-2	-2.0	0	--
11/5/16	VANDERBILT	1	-1	-1.0	0	--
11/12/16	* at Georgia	1	12	12.0	0	--
11/19/16	* ALABAMA A&M	0	0	0.0	0	--
11/26/16	* at Alabama	0	0	0.0	0	--



MAURICE #90
SWAIN JR. DL
 6-5 • 314 • Sr. • 1L
 West Point, Ga. (Troup County)
 University College

2016: Veteran defensive tackle ... 13 tackles for season ... QB hurry against Clemson ... tackle against Arkansas State ... solo stop vs. Texas A&M ... had one tackle vs. ULM ... three assisted tackles at Mississippi State ... tackle, PBU at Ole Miss ... two tackles, TFL, PBU vs. Vanderbilt ... blocked a field goal attempt and recorded a TFL against Alabama A&M

2015: Backup nose tackle ... eight tackles for the season ... saw his first action for Auburn vs. Louisville, recording a QB hurry ... one tackle vs. Jacksonville State ... starter at LSU, recording three tackles ... pair of stops vs. Ole Miss

JUNIOR COLLEGE/HIGH SCHOOL: Powerful defensive lineman from Mississippi Gulf Coast Community College who ranked among the Top 40 JUCO prospects nationally ... enrolled at Auburn in January ... helped Coach Chad Huff's Bulldogs to an 8-2 record and No. 7 national ranking ... NJCAA Region XXIII All-Region ... MACJC All-State First Team and conference MVP with 32 tackles, 6.5 TFL ... two time all-state and three-year captain at Troup County High for Coach Lynn Kendall ... 65 tackles, 15 TFL, 7 sacks as a senior ... Georgia vs. Florida Bowl

PERSONAL: Son of Shani Garrett and Maurice Swain ... has a brother, Markece, and a sister, Maurissa ... birthday is July 25 ... studying in the University College

SWAIN'S CAREER DEFENSIVE STATS

YEAR	G/GS	TT	UT	AT	TFL-YDS	QBS-YDS	FF/FR	PD	QBH
2015	13/1	8	3	5	0.0-0	0.0-0	0/0	1	3
2016	12/0	13	6	7	1.5-2	0.0-0	0/0	3	1
Total	25/1	21	9	12	1.5-2	0.0-0	0/0	4	4

Player Bios

SWAIN'S CAREER GAME HIGH STATS

Tackles.....	3 2x (last: at Miss. State)	10/8/16
TFL.....	1.0 Alabama A&M	11/19/16
PBU.....	1 4x (last: Alabama A&M)	11/19/16
FG Block.....	1 Alabama A&M	11/19/16

SWAIN'S GAME-BY-GAME DEFENSIVE STATS

DATE	OPPONENT	TT	UT	AT	TFL-YDS	QBS-YDS
9/5/15	vs. Louisville	0	0	0	0.0-0	0.0-0
9/12/15	JACKSONVILLE STATE	1	0	1	0.0-0	0.0-0
9/19/15	* at LSU	3	0	3	0.0-0	0.0-0
9/26/15	MISSISSIPPI STATE	0	0	0	0.0-0	0.0-0
10/3/15	SAN JOSE' STATE	0	0	0	0.0-0	0.0-0
10/15/15	at Kentucky	1	1	0	0.0-0	0.0-0
10/24/15	at Arkansas	0	0	0	0.0-0	0.0-0
10/31/15	OLE MISS	2	2	0	0.0-0	0.0-0
11/7/15	at Texas A&M	1	0	1	0.0-0	0.0-0
11/14/15	GEORGIA	0	0	0	0.0-0	0.0-0
11/21/15	IDAHO	0	0	0	0.0-0	0.0-0
11/28/15	ALABAMA	0	0	0	0.0-0	0.0-0
12/30/15	vs. Memphis (Bham)	0	0	0	0.0-0	0.0-0

DATE	OPPONENT	TT	UT	AT	TFL-YDS	QBS-YDS
9/3/16	CLEMSON	0	0	0	0.0-0	0.0-0
9/10/16	ARKANSAS STATE	1	0	1	0.0-0	0.0-0
9/17/16	TEXAS A&M	1	1	0	0.0-0	0.0-0
9/24/16	LSU	0	0	0	0.0-0	0.0-0
10/1/16	ULM	1	1	0	0.0-0	0.0-0
10/8/16	at Mississippi State	3	0	3	0.0-0	0.0-0
10/22/16	ARKANSAS	1	0	1	0.0-0	0.0-0
10/29/16	at Ole Miss	1	0	1	0.0-0	0.0-0
11/5/16	VANDERBILT	2	1	1	0.5-1	0.0-0
11/12/16	at Georgia	1	1	0	0.0-0	0.0-0
11/19/16	ALABAMA A&M	1	1	0	1.0-1	0.0-0
11/28/16	at Alabama	1	1	0	0.0-0	0.0-0



MARSHALL TAYLOR #26 DB
 6-3 • 191 • Sr. • TR
 Cordele, Ga. (Crisp County)
 Graduate/Education

CAREER: Graduate transfer from Miami (Ohio) ... has played in 47 games in his career with 32 starts ... three career interceptions

2016: Played in 11 games ... saw first action at Auburn against Arkansas State ... two solo tackles vs. ULM ... tackle at Ole Miss ... three solo tackles, two PBU against Alabama A&M ... two solo tackles at Alabama ... Preseason: Senior Bowl watch list

PRIOR TO AUBURN: Played in 11 games, making 10 starts during the 2015 season at Miami (Ohio) ... totaled 39 tackles ... had an interception and a season-high nine tackles at Wisconsin ... also had a pick-six against Akron ... In 2014, played in and started 12 games ... finished the season with 30 tackles, one interception and nine pass breakups ... had a season-high six tackles at Buffalo ... recorded five tackles and an interception versus UMass ... had two tackles and two pass breakups versus Ohio ... Redshirted the 2013 season ... Appeared in all but one game in 2012 as a true freshman, starting five of the last seven ... led all Miami freshmen with 40 tackles ... registered three tackles in the RedHawks' upset victory over Ohio ... recorded seven tackles at Boise State ... had a season-high eight tackles against Cincinnati ... had three stops in the season opener at Ohio State in his collegiate debut

HIGH SCHOOL: First-team all-region and second-team All-Middle Georgia as a senior for Coach Lee Campbell's Crisp County Cougars ... intercepted 11 passes in three letter-winning seasons ... the Cougar basketball team made it to Georgia's Sweet Sixteen as Taylor starred at forward ... Beta Club member

PERSONAL: Birthday is December 10 ... the son of Marshall Taylor Sr. and Rosie Howard ... received his bachelor's degree from Miami in sports leadership and management with a minor in gerontology in May, 2016 ... working toward a master's degree in the College of Education

TAYLOR'S CAREER DEFENSIVE STATS

YEAR	G/GS	TT	UT	AT	TFL-YDS	QBS-YDS	FF/FR	PD	I/YDS
2012	11/10	40	26	14	0.0-0	0.0-0	0/0	1	0/0
2013	2/0	REDSHIRTED							
2014	12/12	30	22	8	1.0-1	0.0-0	0/0	9	1/13
2015	11/10	39	30	9	0.0-0	0.0-0	0/0	2	2/31
2016	11/0	8	7	1	0.0-0	0.0-0	0/0	3	0/0
Total	47/32	117	85	32	1.0-1	0.0-0	0/0	15	3/44

TAYLOR'S CAREER GAME HIGH STATS

Tackles.....	9 at Wisconsin	9/12/15
Interceptions.....	1 3x (last: . Akron)	11/14/15
PBU.....	2 2x (last: Alabama A&M)	11/19/16

TAYLOR'S GAME-BY-GAME DEFENSIVE STATS

DATE	OPPONENT	TT	UT	AT	PD	INT-YDS
9/3/16	CLEMSON					DID NOT PLAY
9/10/16	ARKANSAS STATE	0	0	0	1	0-0
9/17/16	TEXAS A&M	0	0	0	0	0-0
9/24/16	LSU	0	0	0	0	0-0
10/1/16	ULM	2	2	0	0	0-0
10/8/16	at Mississippi State	0	0	0	0	0-0
10/22/16	ARKANSAS	0	0	0	0	0-0
10/29/16	at Ole Miss	1	0	1	0	0-0
11/5/16	VANDERBILT	0	0	0	0	0-0
11/12/16	at Georgia	0	0	0	0	0-0
11/19/16	ALABAMA A&M	3	3	0	2	0-0
11/28/16	at Alabama	2	2	0	0	0-0



KEENAN SWEENEY #42 FB
 6-0 • 237 • So. • SQ
 Snellville, Ga. (Brookwood)
 Science and Math

2016: Saw action in three games ... first snaps of career came against Arkansas State

2015: Did not see any game action ... SEC Academic Honor Roll and Academic Top Tiger

2014: Redshirted for the Tigers ... Academic Top Tiger ... SEC first-year academic honor roll

HIGH SCHOOL: High School Coach: Mark Crews ... two-year starter for the Broncos ... Gwinnett County player of the week ... Gwinnett County all-star game participant ... also a state finalist in swimming ... honors graduate

PERSONAL: Birthday is December 29 ... son of John and Patricia Sweeney ... dad was a fullback at Notre Dame ... has six siblings: Allyson, Conor, Aidan, Devan, Tegan and Reagan ... Allyson swam for Texas A&M, while Conor and Aidan both swim at Georgia ... studying in the College of Science and Math

Player Bios



DANIEL THOMAS #24
DB
5-11 • 192 • Fr. • HS
Montgomery, Ala. (Robert E. Lee)
Business

2016: SEC All-Freshman team second team (Athlon) ... true freshman defensive back ... has played in 10 games ... saw first action against Arkansas State ... had one tackle vs. ULM ... two tackles at Mississippi State ... tackle at Ole Miss ... led team with five tackles, 1.5 TFL against Alabama A&M ... two interceptions in Alabama game, along with six tackles ... first Auburn freshman with two picks in a game since 2009 season

HIGH SCHOOL: Speedy safety who recorded 87 tackles, five TFL, seven interceptions, two interception TD and three punt return TD as a senior for Coach Tyrone Rogers at Robert E. Lee High ... first team all-metro ... second team ASWA Class 7A all-state ... top 100 position prospect by Scout, 247 Sports ... National Honor Society ... also played basketball, track and tennis

PERSONAL: Birthday is July 1 ... son of Regina and Stanley Thomas ... has three brothers, Davy, Mario and Joshua ... studying in the College of Business

THOMAS' CAREER DEFENSIVE STATS

YEAR	G/GS	TT	UT	AT	TFL-YDS	QBS-YDS	FF/FR	PD	I/YDS
2016	10/0	15	10	5	1.5-2	0.0-0	0/0	3	2/29

THOMAS' CAREER GAME HIGH STATS

Tackles.....	6	at Alabama	11/26/16
TFL.....	1.5	Alabama A&M	11/19/16
PBU.....	1	Arkansas State	9/10/16
Interceptions.....	2	at Alabama	11/26/16

THOMAS' GAME-BY-GAME DEFENSIVE STATS

DATE	OPPONENT	TT	UT	AT	PD	INT-YDS
9/3/16	CLEMSON					DID NOT PLAY
9/10/16	ARKANSAS STATE	0	0	0	1	0-0
9/17/16	TEXAS A&M					DID NOT PLAY
9/24/16	LSU	0	0	0	0	0-0
10/1/16	ULM	1	0	1	0	0-0
10/8/16	at Mississippi State	2	1	1	0	0-0
10/22/16	ARKANSAS	0	0	0	0	0-0
10/29/16	at Ole Miss	1	0	1	0	0-0
11/5/16	VANDERBILT	0	0	0	0	0-0
11/12/16	at Georgia	0	0	0	0	0-0
11/19/16	ALABAMA A&M	5	4	1	0	0-0
11/28/16	at Alabama	6	5	1	0	2-29



JACKSON THOMAS #56
LB
5-11 • 221 • Sr. • SQ
Birmingham, Ala. (Briarwood Christian)
Engineering

AT AUBURN: First joined the football program as a walk-on in 2013 ... has not seen varsity action

HIGH SCHOOL: Team captain for Coach Fred Yancey at Briarwood Christian ... advanced to state final in 2010 ... recipient of Matt Johnson Character and Courage Award ... also played lacrosse for two seasons ... inducted to Mu Alpha Theta for academic achievement in mathematics ... received Presidential Service (2009, 2011) and Social Leadership (2009) awards

PERSONAL: Birthday is September 29 ... wife's name is Kathryn ... son of Alan

and Sabrina Thomas ... has two brothers, David and Jonathan ... grandfather played football at Vanderbilt ... studying in the College of Engineering ... Chi Alpha Sigma honor society



TRE' THREAT #42
LB
6-1 • 240 • Fr. • HS
Mobile, Ala. (Spanish Fort)
Education

2016: Reserve linebacker and key special teams performer ... played in every game ... saw first career action against Clemson on special teams ... recorded three tackles, TFL against Alabama A&M

HIGH SCHOOL: Hard-hitting tackler who can play inside or out ... January enrollee in exercise science ... two-year all-county and second team all-state ... recorded 252 tackles, 26 TFL, 12 sacks, 29 QB hurries, 3 forced fumbles, 4 fumble recoveries, 1 interception and scored two defensive touchdowns for Coach Ben Blackmon at Spanish Fort High ... Toros were 15-0 and won 6A state title ... Under Armour All-America Game ... USA Today, MaxPreps All-America ... Rivals top 15 ILB ... ESPN top 20 OLB ... USA Today all-state ... also a baseball and track letterman ... active in Fellowship of Christian Athletes

PERSONAL: Son of Wendy Smith and Shantee' Threat ... has two siblings, Aaron and Kaylie ... birthday is October 21 ... studying in the College of Education

THREAT'S CAREER DEFENSIVE STATS

YEAR	G/GS	TT	UT	AT	TFL-YDS	QBS-YDS	FF/FR	PD	I/YDS
2016	12/0	3	2	1	1.0-4	0.0-0	0/0	0	0/0

THREAT'S CAREER GAME HIGH STATS

Tackles.....	3	Alabama A&M	11/19/16
TFL.....	1.0	Alabama A&M	11/19/16



C.J. TOLBERT #48
RB
5-7 • 195 • So. • TR
Dadeville, Ala. (Harding)
Education

2016: Ineligible as a transfer student-athlete

PREVIOUS SCHOOL: Spent two seasons at Harding University in Arkansas ... Played in three games in 2015

HIGH SCHOOL: Class 4A finalist for Alabama Mr. Football for Coach Richard White at Dadeville High ... first team Class 4A all-state ... 1,115 yards and 16 TD passing, 1,543 yards and 27 TD rushing as a senior ... 2013 Opelika-Auburn News breakout player of the year ... also a basketball and baseball letterman ... played quarterback at Harding University after high school

PERSONAL: Birthday is July 26 ... son of Christopher and Vanessa Tolbert ... has one sister, Kristen ... father played baseball at AUM and mother played softball at Enterprise State ... studying in the College of Education

Player Bios



CAMERON #47
TONEY LB
 6-1 • 244 • Jr. • 1L
 Huntsville, Ala. (Huntsville)
 Education

CAREER: Has played in nine games with one start
2016: Played in six games ... two tackles at Georgia ... two QB hurries against Alabama A&M
2015: Played in one game ... starter at LSU, recording three tackles in his only action of the season
2014: Saw first career snaps against San Jose' State ... also saw game action against Samford
2013: Did not see varsity action while redshirting for the SEC Champions
HIGH SCHOOL: Athletic linebacker with plenty of skills ... recorded 107 tackles as a senior for Coach Scott Sharp at Huntsville High ... tallied 122 tackles as a junior ... AL.com Top 15 A-List ... ranked No. 23 by Scout ... No. 14 in Alabama, No. 21 LB by 247Sports ... Huntsville Times Elite Team ... Class 6A Alabama honorable mention all-state ... PrepStar all-Southeast
PERSONAL: Birthday is November 13 ... son of Taryn Toney ... studying in the College of Education

TONNEY'S CAREER DEFENSIVE STATS

YEAR	G/GS	TT	UT	AT	TFL-YDS	QBS-YDS	FF/FR	PD	I/YDS
2014	2/0	2	0	2	0.0-0	0.0-0	0/0	0	0/0
2015	1/1	3	0	3	0.0-0	0.0-0	0/0	0	0/0
2016	6/0	2	0	2	0.0-0	0.0-0	0/0	0	0/0
Total	9/1	7	0	7	0.0-0	0.0-0	0/0	0	0/0

TONNEY'S CAREER GAME HIGH STATS

Tackles.....3 at LSU 9/19/15

TONNEY'S GAME-BY-GAME DEFENSIVE STATS

DATE	OPPONENT	TT	UT	AT	PD	INT-YDS
8/30/14	ARKANSAS					DID NOT PLAY
9/6/14	SAN JOSÉ STATE	2	0	2	0	0-0
9/18/14	at Kansas State					DID NOT PLAY
9/27/14	LOUISIANA TECH					DID NOT PLAY
10/4/14	LSU					DID NOT PLAY
10/11/14	at Mississippi State					DID NOT PLAY
10/25/14	SOUTH CAROLINA					DID NOT PLAY
11/1/14	at Ole Miss					DID NOT PLAY
11/8/14	TEXAS A&M					DID NOT PLAY
11/15/14	at Georgia					DID NOT PLAY
11/22/14	SAMFORD					DID NOT PLAY
11/29/14	at Alabama					DID NOT PLAY
1/1/15	Wisconsin (Outback)					DID NOT PLAY

DATE	OPPONENT	TT	UT	AT	TFL-YDS	QBS-YDS
9/5/15	vs. Louisville					DID NOT PLAY
9/12/15	JACKSONVILLE STATE					DID NOT PLAY
9/19/15	* at LSU	3	0	3	0.0-0	0.0-0
9/26/15	MISSISSIPPI STATE					DID NOT PLAY
10/3/15	SAN JOSE' STATE					DID NOT PLAY
10/15/15	at Kentucky					DID NOT PLAY
10/24/15	at Arkansas					DID NOT PLAY
10/31/15	OLE MISS					DID NOT PLAY
11/7/15	at Texas A&M					DID NOT PLAY
11/14/15	GEORGIA					DID NOT PLAY
11/21/15	IDAHO					DID NOT PLAY
11/28/15	ALABAMA					DID NOT PLAY
12/30/15	vs. Memphis (Bham)					DID NOT PLAY

DATE	OPPONENT	TT	UT	AT	TFL-YDS	QBS-YDS
9/3/16	CLEMSON					DID NOT PLAY
9/10/16	ARKANSAS STATE	0	0	0	0.0-0	0.0-0
9/17/16	TEXAS A&M					DID NOT PLAY
9/24/16	LSU	0	0	0	0.0-0	0.0-0
10/1/16	ULM					DID NOT PLAY
10/8/16	at Mississippi State					DID NOT PLAY
10/22/16	ARKANSAS	0	0	0	0.0-0	0.0-0
10/29/16	at Ole Miss	0	0	0	0.0-0	0.0-0
11/5/16	VANDERBILT					DID NOT PLAY
11/12/16	at Georgia	2	0	2	0.0-0	0.0-0
11/19/16	ALABAMA A&M	0	0	0	0.0-0	0.0-0
11/28/16	at Alabama					DID NOT PLAY



STANTON #10
TRUITT RB
 5-9 • 185 • So. • 1L
 Atlanta, Ga. (Monroe Area)
 Graduate/Education

CAREER: Has played in 18 games with three starts over two-plus seasons
2016: Moved to running back midseason ... played in 10 games with one start ... two catches as a starter against Clemson gained 17 yards ... rushed for 46 yards against ULM ... gained 32 yards on four carries at Mississippi State ... had a 45-yard TD catch and rushed for 78 yards and two scores against Arkansas ... 13 yards rushing and 25-yard reception at Ole Miss ... missed Alabama A&M, Alabama games with injury
2015: Played in six games with two starts at wide receiver... 13-yard reception from Jeremy Johnson at LSU ... started vs. Mississippi State and Arkansas ... missed Ole Miss game with shoulder injury, requiring surgery
2014: Received medical redshirt ... Saw action against Louisiana Tech and LSU ... had one catch for 12 yards against LA Tech ... had one reception against LSU ... missed rest of season due to injury
HIGH SCHOOL: Versatile offensive prospect with a number of skills ... graduated early and enrolled at Auburn in January ... rushed for 1,551 yards, 24 TD at QB for the 11-1 Purple Hurricanes ... high school coach was Matt Fligg ... Region 8 and Monroe Area athlete of the year, all-state honorable mention ... member of state champion 4x100 relay team ... Rivals No. 16 WR ... 247sports No. 17 WR ... Scout Top 70 WR ... ESPN No. 24 WR, Top 200 overall ... PrepStar Top 20 athlete
PERSONAL: Birthday is October 29 ... son of Stan Truitt ... father played football at Arkansas and uncle Mike Truitt played at Florida State ... has two siblings, Daivon Deans (a student at MIT) and Myles Jack (a former student-athlete at UCLA) ... Degree from the College of Education in December, 2016

TRUITT'S CAREER RECEIVING STATS

YEAR	G/GS	NO	YDS	AVG	TD	LP/OPPONENT
2014	2/0	2	13	6.5	0	12/LSU
2015	6/2	1	13	13.0	0	13/LSU
2016	10/1	2	96	16.0	1	45/Arkansas
Total	18/3	9	122	13.6	1	

TRUITT'S CAREER RUSHING STATS

YEAR	G/GS	NO	YDS	AVG	TD	LP/OPPONENT
2014	2/0	0	0	0.0	0	--
2015	6/2	6	28	4.7	0	19/LSU
2016	10/1	31	187	6.0	2	31/Arkansas
Total	18/3	37	215	5.8	2	

TRUITT'S CAREER GAME HIGH STATS

Receptions	2	Clemson	9/3/16
Receiving Yds....	45	Arkansas	10/22/16
Rec. Long.....	45	Arkansas	10/22/16
Rec. TD.....	1	Arkansas	10/22/16
Rush Attempts	8	Arkansas	10/22/16
Rush Yards.....	78	Arkansas	10/22/16
Rush Long.....	31	Arkansas	10/22/16
Rush TD.....	2	Arkansas	10/22/16

Player Bios

TRUITT'S GAME-BY-GAME RECEIVING STATS

DATE	OPPONENT	REC	YDS	AVG	TD	TD Yds
8/30/14	ARKANSAS			DID NOT PLAY		
9/6/14	SAN JOSÉ STATE			DID NOT PLAY		
9/18/14	at Kansas State			DID NOT PLAY		
9/27/14	LOUISIANA TECH	1	12	12.0	0	--
10/4/14	LSU	1	1	1.0	0	--
10/11/14	at Mississippi State			DID NOT PLAY		
10/25/14	SOUTH CAROLINA			DID NOT PLAY		
11/1/14	at Ole Miss			DID NOT PLAY		
11/8/14	TEXAS A&M			DID NOT PLAY		
11/15/14	at Georgia			DID NOT PLAY		
11/22/14	SAMFORD			DID NOT PLAY		
11/29/14	at Alabama			DID NOT PLAY		
1/1/15	vs. Wisconsin (Outback)			DID NOT PLAY		

DATE	OPPONENT	REC	YDS	AVG	TD	TD Yds
9/5/15	vs. Louisville	0	0	0.0	0	--
9/12/15	JACKSONVILLE STATE	0	0	0.0	0	--
9/19/15	at LSU	1	13	13.0	0	--
9/26/15	* MISSISSIPPI STATE	0	0	0.0	0	--
10/3/15	SAM JOSE' STATE			DID NOT PLAY		
10/15/15	at Kentucky	0	0	0.0	0	--
10/24/15	* at Arkansas	0	0	0.0	0	--
10/31/15	OLE MISS			DID NOT PLAY		
11/7/15	at Texas A&M			DID NOT PLAY		
11/14/15	GEORGIA			DID NOT PLAY		
11/21/15	IDAHO			DID NOT PLAY		
11/28/15	ALABAMA			DID NOT PLAY		
12/30/15	vs. Memphis (Bham)			DID NOT PLAY		

DATE	OPPONENT	REC	YDS	Avg.	TD	TD YDS
9/3/16	* CLEMSON	2	17	8.5	0	--
9/10/16	ARKANSAS STATE	1	3	3.0	0	--
9/17/16	TEXAS A&M	0	0	0.0	0	--
9/24/16	LSU	0	0	0.0	0	--
10/1/16	ULM	0	0	0.0	0	--
10/8/16	at Mississippi State	0	0	0.0	0	--
10/22/16	ARKANSAS	1	45	45.0	1	45
10/29/16	at Ole Miss	1	25	25.0	0	--
11/5/16	VANDERBILT	0	0	0.0	0	--
11/12/16	at Georgia	1	6	6.0	0	--
11/19/16	ALABAMA A&M			DID NOT PLAY		
11/26/16	at Alabama			DID NOT PLAY		

TRUITT'S GAME-BY-GAME RUSHING STATS

DATE	OPPONENT	ATT	YDS	AVG	TD	TD YDS
9/25/15	vs. Louisville	0	0	0.0	0	--
9/12/15	JACKSONVILLE STATE	0	0	0.0	0	--
9/19/15	at LSU	2	24	12.0	0	--
9/26/15	* MISSISSIPPI STATE	2	5	2.5	0	--
10/3/15	SAN JOSE' STATE			DID NOT PLAY		
10/15/15	at Kentucky	0	0	0.0	0	--
10/24/15	* at Arkansas	2	-1	-1.0	0	--
10/31/15	OLE MISS			DID NOT PLAY		
11/7/15	at Texas A&M			DID NOT PLAY		
11/14/15	GEORGIA			DID NOT PLAY		
11/21/15	IDAHO			DID NOT PLAY		
11/28/15	ALABAMA			DID NOT PLAY		
12/30/15	vs. Memphis (Bham)			DID NOT PLAY		

DATE	OPPONENT	ATT	YDS	Avg.	TD	TD YDS
9/3/16	* CLEMSON	4	7	1.8	0	--
9/10/16	ARKANSAS STATE	0	0	0.0	0	--
9/17/16	TEXAS A&M	0	0	0.0	0	--
9/24/16	LSU	2	5	2.5	0	--
10/1/16	ULM	7	46	6.6	0	--
10/8/16	at Mississippi State	4	32	8.0	0	--
10/22/16	ARKANSAS	8	78	9.8	2	20,31
10/29/16	at Ole Miss	3	13	4.3	0	--
11/5/16	VANDERBILT	1	1	1.0	0	--
11/12/16	at Georgia	2	5	2.5	0	--
11/19/16	ALABAMA A&M			DID NOT PLAY		
11/26/16	at Alabama			DID NOT PLAY		



ZACH #68

WADE LS

5-10 • 218 • So. • RS
Bremen, Ga. (Bremen)
Architecture

2016: Reserve long snapper ... saw first career action against Alabama A&M

2015: Backup at long snapper ... has not seen action this season

2014: Did not see action for the Tigers

HIGH SCHOOL: Long snapper with good footwork and balance who played at Bremen High ... High School Coach: Scott Hodges ... finalist for Georgia snapper of the year ... standout at a number of specialist camps

PERSONAL: Birthday is February 25 ... son of Lauria Arnett and Michael Wade ... father attended Auburn and brother Jay pitched for the Auburn baseball team (2011-14) ... studying in the College of Architecture



GARY #97

WALKER DL

5-11 • 269 • RFr. • RS
Toccoa, Ga. (Stephens County)
Agriculture

2016: Has played in three games ... saw first career action against ULM, tackling their QB in the end zone for a safety ... solo tackle against Arkansas ... QB hurry vs. Alabama A&M

2015: Redshirted; did not see any game action

HIGH SCHOOL: Selected as MVP on defense for Coach Frank Barden at Stephens County High ... state runner-up in wrestling ... four-year track letterman ... golden mastery cords for all As his senior year

PERSONAL: Birthday is September 7 ... son of Sabrina and Gary Walker ... father played at Auburn and 11 years in the NFL ... has three siblings: Gavin, Garrison and Samara ... studying in the College of Agriculture

WALKER'S CAREER DEFENSIVE STATS

YEAR	G/GS	TT	UT	AT	TFL-YDS	QBS-YDS	FF/FR	PD	QBH
2016	3/0	2	2	0	1.0-0	0.0-0	0/0	0	1

WALKER'S CAREER GAME HIGH STATS

Tackles.....	1	2x (last: Arkansas)	10/22/16
TFL.....	1.0	ULM	10/1/16
Safety.....	1	ULM	10/1/16

Player Bios



PRINCE TEGA #76
WANOGHO JR. OL
 6-8 • 282 • RFr. • RS
 Elmore, Ala. (Edgewood Academy)
 Business

2016: Reserve offensive tackle ... has played in nine games ... saw first career action against Arkansas State

2015: Redshirted while recovering from injury ... Academic Top Tiger and SEC first-year Academic Honor Roll

HIGH SCHOOL: Outstanding line prospect with unlimited potential ... played his senior season for Coach Bobby Carr at Edgewood Academy ... AL.com A-List ... Rivals, Scout, 247 Sports and ESPN ranked him among the top 10 prospects in Alabama ... listed in 247 Sports and Rivals top 10 strong-side defensive ends ... also played basketball ... an accomplished swimmer

PERSONAL: Son of Prince Philip U.D. and Princess Onome Wanogho ... siblings: Kelvin, Tina, Princess, Dolly, Joy, Mimi, Gloria and Victoria ... birthday is November 22 ... studying in the College of Business



SEAN #13
WHITE QB
 6-0 • 200 • So. • 1L
 Boca Raton, Fla. (University Nova South)
 Business

CAREER: Has played in 17 games with 15 starts ... has 2,810 passing yards for his career with 10 touchdowns ... career completion percentage of .622 ranks third in Auburn history ... career passing efficiency of 136.96 is third ... 9-6 in 15 career starts

2016: Has played in 10 games with nine starts ... leads SEC in completion % (.652) and is fifth in passing efficiency (146.9) ... 10-21 passing for 140 yards with an INT against Clemson ... 17-23 for 244 yards with 3 TD passes (24, 29, 8) against Arkansas State; career-best 60 yards rushing gave him 304 yards total offense ... 18-27 for 126 yards vs. Texas A&M ... 19-26 for 234 yards vs. LSU ... 14-17 for 239 yards vs. ULM, passing for 2 TD and rushing for another ... 14-18 at Mississippi State for 204 yards and a TD ... rushed for 61 yards with a TD against Arkansas; 6-11 passing for 77 yards with a 45-yard TD pass ... 15-22 for 247 yards and a TD at Ole Miss ... entering the Vanderbilt game at halftime, was 10-13 for 106 yards and a 21-yard TD pass ... 6-20 for 27 yards at Georgia ... missed Alabama A&M, Alabama games with injury

2015: Started five games in middle of season before suffering injury against Arkansas ... first Auburn freshman QB to make his first start in an SEC game since Jeff Klein at Tennessee in 1999 ... first Auburn quarterback to throw for 250 or more yards in three consecutive games since Dameyune Craig in 1997 and the first AU freshman to ever accomplish the feat ... Auburn freshmen had thrown for at least 250 yards in a game only five times in Auburn history prior to 2015 ... Only the second freshman QB to throw for at least 250 yards in multiple games in Auburn history, joining Stan White, who topped the mark four times in 1990 ... With the win at Kentucky, White was the first Auburn freshman quarterback to win an SEC road game since Jason Campbell at Vanderbilt in 2001 ... Owns the second-best passing performance by a freshman QB at Auburn with 258 yards passing (12-28, 1 TD, 1 INT) vs. Ole Miss ... first college action came in his first start vs. Mississippi State ... 20-28 passing for 188 yards with one INT vs. the Bulldogs, along with 29 yards rushing ... 6-10 for 108 yards passing vs. San José State, and added 18 yards rushing ... 19-32 for 254 yards at Arkansas ... 12-28 for 258 yards with one INT vs. Ole Miss; threw first TD pass, 47 yards to Ricardo Louis ... had 94 consecutive pass attempts w/o interception ... did not see action at Texas A&M due to injury ...

limited action vs. Georgia, with 1-5 passing ... did not play vs. Idaho or Alabama ... starter in Birmingham Bowl vs. Memphis

2014: Redshirted but served as third quarterback ... Academic Top Tiger
HIGH SCHOOL: Talented signalcaller with a strong arm and great accuracy in the passing game ... passed for 2,679 yards, 30 TD his senior year for the 10-3 University School at Nova South ... high school coach was Roger Harriott ... Under Armour All-American Game MVP... Elite 11 camp MVP, first team all-Broward, Orlando Sentinel Florida Top 100 ... ranks second all-time among Broward County passers ... Rivals No. 4 QB, Top 115 nationally ... 247sports No. 6 QB, Top 100 overall ... Scout Top 25 QB ... ESPN No. 2 QB, Top 50 overall ... PrepStar all-Southeast
PERSONAL: Son of Leah White and Don White ... has a brother Drew and a sister Kelly ... birthday is November 10 ... studying in the College of Business

WHITE'S CAREER PASSING STATS

YEAR	G/GS	CMP	ATT	PCT	YDS	INT	TD	LP/OPPONENT
2015	7/6	83	143	58.0	1166	4	1	47/Ole Miss
2016	10/9	129	198	65.2	1644	3	9	48/ULM
Total	17/15	212	341	62.2	2810	7	10	

WHITE'S CAREER RUSHING STATS

YEAR	G/GS	NO	YDS	AVG	TD	LP/OPPONENT
2015	7/6	30	35	1.2	0	31/Mississippi State
2016	10/9	52	148	2.8	2	41/Arkansas
Total	17/15	82	183	2.2	2	

WHITE'S CAREER GAME HIGH STATS

Completions	20	Mississippi State	9/26/15
Pass Attempts.....	32	at Arkansas	10/24/15
Pass Yards	258	Ole Miss	10/31/15
Pass Yards (quarter)			
.....	145	at Arkansas (4th Q.)	10/24/15
Pass TDs.....	3	Arkansas State	9/10/16
Interceptions.....	2	vs. Memphis	12/30/15
Pass Long	48	ULM	10/11/16
150-Yd Pass	9	last: at Ole Miss	10/29/16
Rush Attempts ...	11	Mississippi State	9/26/15
Rush Yards	61	Arkansas	10/22/16
Rush Long	41	Arkansas	10/22/16
Rush TDs	1	2x (last: Arkansas)	10/22/16
Career Pass TD .	10		
Career Rush TD ...	2		
Career TDs.....	12		

WHITE'S GAME-BY-GAME PASSING STATS

DATE	OPPONENT	CMP	ATT	YDS	INT	TD	TD Passes
9/5/15	vs. Louisville						
9/12/15	JACKSONVILLE STATE						
9/19/15	at LSU						
9/26/15	* MISSISSIPPI STATE	20	28	188	1	0	--
10/3/15	* SAN JOSE STATE	6	10	108	0	0	--
10/15/15	* at Kentucky	17	27	255	0	0	--
10/24/15	* at Arkansas	19	32	254	0	0	--
10/31/15	* OLE MISS	12	28	258	1	1	47
11/7/15	at Texas A&M						
11/14/15	GEORGIA	1	5	1	0	0	--
11/21/15	IDAHO						
11/28/15	ALABAMA						
12/30/15	* vs. Memphis (Bham)	8	13	102	2	0	--

DATE	OPPONENT	CMP	ATT	YDS	INT	TD	TD Passes
9/3/16	* CLEMSON	10	21	140	1	0	--
9/10/16	* ARKANSAS STATE	17	23	244	0	3	24,29,8
9/17/16	* TEXAS A&M	18	27	126	0	0	--
9/24/16	* LSU	19	26	234	0	0	--
10/1/16	* ULM	14	17	239	0	2	48,48
10/8/16	* at Mississippi State	14	18	204	1	1	3
10/22/16	* ARKANSAS	6	11	77	0	1	45
11/29/16	* at Ole Miss	15	22	247	0	1	15
11/5/16	VANDERBILT	10	13	106	0	1	21
11/12/16	* at Georgia	6	20	27	0	1	--
11/19/16	ALABAMA A&M						
11/26/16	at Alabama						

Player Bios

WHITE'S GAME-BY-GAME RUSHING STATS

DATE	OPPONENT	ATT	YDS	AVG	TD	TD Yds
9/5/15	vs. Louisville			DID NOT PLAY		
9/12/15	JACKSONVILLE STATE			DID NOT PLAY		
9/19/15	at LSU			DID NOT PLAY		
9/26/15	* MISSISSIPPI STATE	11	29	2.6	0	--
10/3/15	* SAN JOSE STATE	4	18	4.5	0	--
10/15/15	* at Kentucky	6	7	1.2	0	--
10/24/15	* at Arkansas	3	-6	-2.0	0	--
10/31/15	* OLE MISS	4	-6	-1.5	0	--
11/7/15	at Texas A&M			DID NOT PLAY		
11/14/15	GEORGIA	1	-7	-7.0	0	--
11/21/15	IDAHO			DID NOT PLAY		
11/28/15	ALABAMA			DID NOT PLAY		
12/30/15	* vs. Memphis (Bham)	1	0	0	0	--

DATE	OPPONENT	ATT	YDS	Avg.	TD	TD YDS
9/3/16	* CLEMSON	4	-2	-0.5	0	--
9/10/16	* ARKANSAS STATE	10	60	6.0	0	--
9/17/16	* TEXAS A&M	8	-2	-0.3	0	--
9/24/16	* LSU	6	-9	-1.5	0	--
10/1/16	* ULM	6	10	1.7	0	--
10/8/16	* at Mississippi State	4	-5	-1.3	0	--
10/22/16	* ARKANSAS	4	61	15.3	1	1
10/29/16	* at Ole Miss	5	27	5.4	0	--
11/5/16	* VANDERBILT	1	5	5.0	0	--
11/12/16	* at Georgia	4	3	0.8	0	--
11/19/16	ALABAMA A&M			DID NOT PLAY		
11/26/16	at Alabama			DID NOT PLAY		

A. WILLIAMS' GAME-BY-GAME DEFENSIVE STATS

DATE	OPPONENT	TT	UT	AT	TFL-YDS	QBS-YDS
9/5/15	vs. Louisville	0	0	0	0.0-0	0.0-0
9/12/15	JACKSONVILLE STATE	0	0	0	0.0-0	0.0-0
9/19/15	at LSU	0	0	0	0.0-0	0.0-0
9/26/15	MISSISSIPPI STATE	0	0	0	0.0-0	0.0-0
10/3/15	SAN JOSE STATE	0	0	0	0.0-0	0.0-0
10/15/15	at Kentucky	1	0	1	0.0-0	0.0-0
10/24/15	at Arkansas	0	0	0	0.0-0	0.0-0
10/31/15	OLE MISS	0	0	0	0.0-0	0.0-0
11/7/15	at Texas A&M	0	0	0	0.0-0	0.0-0
11/14/15	GEORGIA	0	0	0	0.0-0	0.0-0
11/21/15	IDAHO	2	1	1	1.0-7	1.0-7
11/28/15	ALABAMA	0	0	0	0.0-0	0.0-0
12/30/15	vs. Memphis (Bham)	0	0	0	0.0-0	0.0-0

DATE	OPPONENT	TT	UT	AT	TFL-YDS	QBS-YDS
9/3/16	CLEMSON	0	0	0	0.0-0	0.0-0
9/10/16	ARKANSAS STATE	3	3	0	1.0-4	1.0-4
9/17/16	TEXAS A&M	0	0	0	0.0-0	0.0-0
9/24/16	LSU	1	1	0	1.0-3	1.0-3
10/1/16	ULM	2	2	0	0.0-0	0.0-0
10/8/16	at Mississippi State	2	0	2	0.0-0	0.0-0
10/22/16	ARKANSAS	1	1	0	1.0-7	1.0-7
10/29/16	at Ole Miss	0	0	0	0.0-0	0.0-0
11/5/16	VANDERBILT	0	0	0	0.0-0	0.0-0
11/12/16	at Georgia	0	0	0	0.0-0	0.0-0
11/19/16	ALABAMA A&M	1	0	1	0.0-0	0.0-0
11/28/16	at Alabama	1	0	1	0.0-0	0.0-0



ANDREW WILLIAMS #79
DL
6-4 • 289 • So. • 1L
McDonough, Ga. (Eagle's Landing Christian)
Business



DARRELL WILLIAMS #49
LB
6-2 • 231 • So. • 1L
Hoover, Ala. (Hoover)
Liberal Arts

2016: Reserve defensive tackle who has played in every game ... 11 tackles for season ... three solo stops, TFL against Arkansas State ... sack against LSU ... two tackles vs. ULM ... two tackles at Mississippi State ... 7-yard sack against Arkansas

2015: Redshirt freshman at defensive tackle ... saw his first action against Louisville ... first career tackle recorded at Kentucky ... sack, two tackles vs. Idaho

2014: Redshirted for the Tigers ... Academic Top Tiger

HIGH SCHOOL: Big-bodied pass rusher with strong work ethic ... 66 tackles, 36 TFL, 10 sacks as a senior ... 1A defensive player of the year ... helped ELCA to the 2012 state title and a state semifinal berth in 2013 ... high school coach was Jonathan Gess ... O-D All-American Bowl ... Class 1A state discus champion and shot put runner-up ... county athlete of the year ... Rivals No. 12 DE ... 247sports No. 12 DE

PERSONAL: Son of Kelly Williams and Tyrone Williams ... older brother Anthony played at Georgia Tech and Troy ... birthday is December 13 ... studying in the College of Business

A. WILLIAMS' CAREER DEFENSIVE STATS

YEAR	G/GS	TT	UT	AT	TFL-YDS	QBS-YDS	FF/FR	PD	QBH
2015	13/0	4	1	3	1.0-7	1.0-7	0/0	0	0
2016	12/0	11	7	4	3.0-14	3.0-14	0/0	0	1
Total	25/0	15	8	7	4.0-21	4.0-21	0/0	0	1

A. WILLIAMS' CAREER GAME HIGH STATS

Tackles.....	3	Arkansas State	9/10/16
Sacks.....	1.0 3x (last: Arkansas)		10/22/16
TFL.....	1.0 3x (last: Arkansas)		10/22/16

2016: Appeared in 12 games with nine starts ... 49 tackles for season ... six tackles and forced a Clemson fumble in his first career start ... six tackles against Arkansas State ... three tackles vs. Texas A&M ... four tackles vs. LSU ... three tackles at Mississippi State ... two tackles, two QB hurries against Arkansas ... three tackles at Ole Miss ... led team with 11 tackles vs. Vanderbilt ... four tackles at Georgia ... three tackles, TFL against Alabama A&M ... three tackles, TFL at Alabama

2015: True freshman mike linebacker ... saw his first action against Louisville ... played in nine games ... Academic Top Tiger

HIGH SCHOOL: Three-year starter who led Coach Josh Niblett's Bucs to their third straight state title ... two interceptions and a fumble recovery in the Under Armour All-America Game ... Alabama-Mississippi All-Star Game ... finalist for Class 7A lineman of the year ... all-state as a sophomore, junior and senior ... AL.com A-List ... Rivals ranks him the No. 5 prospect in Alabama ... top 10 OLB by Scout and Rivals ... PrepStar all-South ... also a basketball and track letterman ... received student of the month and exemplary conduct recognition

PERSONAL: Son of Jerome and Sherry Wells and Darrell Williams Sr. ... has two sisters, Avis and Destiny ... birthday is June 17 ... studying in the College of Liberal Arts

D. WILLIAMS' CAREER DEFENSIVE STATS

YEAR	G/GS	TT	UT	AT	TFL-YDS	QBS-YDS	FF/FR	PD	QBH
2015	9/0	0	0	0	0.0-0	0.0-0	0/0	0	0
2016	12/9	49	33	16	3.0-5	0.0-0	1/0	2	5
Total	21/9	49	33	16	3.0-5	0.0-0	1/0	2	5

D. WILLIAMS' CAREER GAME HIGH STATS

Tackles.....	11	Vanderbilt	11/5/16
TFL.....	1.0 2x (last: Alabama)		11/26/16
FF.....	1	Clemson	9/3/16
PBU.....	1 2x (last: Alabama A&M)		11/19/16

Player Bios

D. WILLIAMS' GAME-BY-GAME DEFENSIVE STATS

DATE	OPPONENT	TT	UT	AT	TFL-YDS	QBS-YDS
9/5/15	vs. Louisville	0	0	0	0.0-0	0.0-0
9/12/15	JACKSONVILLE STATE				DID NOT PLAY	
9/19/15	at LSU	0	0	0	0.0-0	0.0-0
9/26/15	MISSISSIPPI STATE	0	0	0	0.0-0	0.0-0
10/3/15	SAN JOSE' STATE	0	0	0	0.0-0	0.0-0
10/15/15	at Kentucky	0	0	0	0.0-0	0.0-0
10/24/15	at Arkansas	0	0	0	0.0-0	0.0-0
10/31/15	OLE MISS	0	0	0	0.0-0	0.0-0
11/7/15	at Texas A&M				DID NOT PLAY	
11/14/15	GEORGIA				DID NOT PLAY	
11/21/15	IDAHO	0	0	0	0.0-0	0.0-0
11/28/15	ALABAMA				DID NOT PLAY	
12/30/15	vs. Memphis (Bham)	0	0	0	0.0-0	0.0-0

DATE	OPPONENT	TT	UT	AT	TFL-YDS	QBS-YDS
9/3/16	* CLEMSON	6	3	3	0.0-0	0.0-0
9/10/16	* ARKANSAS STATE	6	3	3	0.0-0	0.0-0
9/17/16	* TEXAS A&M	3	2	1	0.0-0	0.0-0
9/24/16	* LSU	4	2	2	0.5-1	0.0-0
10/1/16	ULM	1	1	0	0.0-0	0.0-0
10/8/16	at Mississippi State	3	1	2	0.5-1	0.0-0
10/22/16	* ARKANSAS	2	1	1	0.0-0	0.0-0
10/29/16	at Ole Miss	3	3	0	0.0-0	0.0-0
11/5/16	* VANDERBILT	11	9	2	0.0-0	0.0-0
11/12/16	* at Georgia	4	3	1	0.0-0	0.0-0
11/19/16	* ALABAMA A&M	3	3	0	1.0-1	0.0-0
11/28/16	* at Alabama	3	2	1	1.0-2	0.0-0



TRE' WILLIAMS **#30**
LB
 6-2 • 240 • Jr. • 2L
 Mobile, Ala. (St. Paul's Episcopal)
 Liberal Arts

CAREER: Has played in 35 games with 10 starts in his career ... 134 career tackles

2016: Veteran linebacker has started six times in 10 games ... four solo tackles against Clemson ... eight tackles, 3-yard sack against Arkansas State ... team-high six tackles vs. Texas A&M ... led Auburn with nine tackles, forced fumble, TFL vs. ULM ... team-best eight tackles at Mississippi State ... seven tackles, TFL against Arkansas ... six tackles, PBU at Ole Miss ... injury kept him out of lineup vs. Vanderbilt ... four tackles at Georgia ... missed Alabama A&M game with injury ... team-best 10 tackles at Alabama ... Preseason: Rotary Lombardi Award watch list

2015: Played in 12 games with three starts ... 51 tackles for season ... five tackles vs. Louisville ... career-best 10 tackles at LSU ... starter vs. Mississippi State, recording three tackles and a TFL before leaving with a knee injury ... did not play against San José State ... TFL, four tackles at Kentucky ... four tackles, TFL vs. Ole Miss ... four tackles at Texas A&M ... four tackles, TFL vs. Georgia ... fumble recovery, seven solo tackles vs. Idaho ... eight tackles vs. Alabama ... SEC Academic Honor Roll and Academic Top Tiger

2014: Played in 13 games with one start ... made first career start against LSU ... totaled seven tackles against Louisiana Tech ... had two tackles against San Jose State ... added two tackles in Samford win ... one stop against both LSU and Mississippi State ... three tackles vs. Wisconsin in Outback Bowl ... four tackles in Birmingham Bowl ... SEC first-year academic honor roll

HIGH SCHOOL: Instinctive athlete who can play sideline to sideline ... St. Paul's career tackle leader; 119 tackles as a senior ... all-state, all-region as a junior and senior ... high school coach was Steve Mask ... Under Armour All-American Game, Alabama-Mississippi All-Star Game ... Mobile Press-Register Male Athlete of the Year, Coastal Alabama defensive player of the year, AL.com A-List ... shot put state champion as a junior and 2014 state 5A player of the year in basketball ... Parade All-America honorable mention ... 247sports No. 1 LB, No. 22 overall ... Rivals No. 2 LB, Top 25 nationally ... Scout No. 2 LB, No. 33 overall ... ESPN No. 4 LB, Top 70 overall ... MaxPreps All-America

PERSONAL: Son of Charleste Vaughn McMillian ... birthday is March 3 ... studying in the College of Liberal Arts

T. WILLIAMS' CAREER DEFENSIVE STATS

YEAR	G/GS	TT	UT	AT	TFL-YDS	QBS-YDS	FF/FR	PD	QBH
2014	13/1	16	9	7	0.0-0	0.0-0	0/0	0	1
2015	12/3	55	27	28	4.0-4	0.0-0	0/1	0	2
2016	10/6	63	34	29	3.5-7	1.0-3	1/0	2	4
Total	35/10	134	70	64	7.5-11	1.0-3	1/1	2	7

T. WILLIAMS' CAREER GAME HIGH STATS

Tackles.....	10	2x (last: at Alabama)	11/26/16
TFL.....	1.5	Arkansas State	9/10/16
Sacks.....	1.0	Arkansas State	9/10/16
FR.....	1	Idaho	11/21/15
PBU.....	1	at Ole Miss	10/29/16

T. WILLIAMS' GAME-BY-GAME DEFENSIVE STATS

DATE	OPPONENT	TT	UT	AT	PD	INT-YDS
8/30/14	ARKANSAS	0	0	0	0	0-0
9/6/14	SAN JOSÉ STATE	2	1	1	0	0-0
9/18/14	at Kansas State	0	0	0	0	0-0
9/27/14	LOUISIANA TECH	7	4	3	0	0-0
10/4/14	* LSU	1	0	1	0	0-0
10/11/14	at Mississippi State	1	0	1	0	0-0
10/25/14	SOUTH CAROLINA	0	0	0	0	0-0
11/1/14	at Ole Miss	0	0	0	0	0-0
11/8/14	TEXAS A&M	0	0	0	0	0-0
11/15/14	at Georgia	0	0	0	0	0-0
11/22/14	SAMFORD	2	2	0	0	0-0
11/29/14	at Alabama	0	0	0	0	0-0
1/1/15	Wisconsin (Outback)	3	2	1	0	0-0

DATE	OPPONENT	TT	UT	AT	TFL-YDS	QBS-YDS
9/5/15	vs. Louisville	5	1	4	0.0-0	0.0-0
9/12/15	JACKSONVILLE STATE	1	1	0	0.0-0	0.0-0
9/19/15	at LSU	10	2	8	0.0-0	0.0-0
9/26/15	* MISSISSIPPI STATE	3	1	2	1.0-1	0.0-0
10/3/15	SAN JOSE' STATE				DID NOT PLAY	
10/15/15	at Kentucky	4	2	2	1.0-1	0.0-0
10/24/15	* at Arkansas	1	1	0	0.0-0	0.0-0
10/31/15	* OLE MISS	4	1	3	1.0-1	0.0-0
11/7/15	at Texas A&M	4	1	3	0.0-0	0.0-0
11/14/15	GEORGIA	4	2	2	1.0-1	0.0-0
11/21/15	IDAHO	7	7	0	0.0-0	0.0-0
11/28/15	ALABAMA	8	7	1	0.0-0	0.0-0
12/30/15	vs. Memphis (Bham)	4	1	3	0.0-0	0.0-0

DATE	OPPONENT	TT	UT	AT	TFL-YDS	QBS-YDS
9/3/16	CLEMSON	4	4	0	0.0-0	0.0-0
9/10/16	ARKANSAS STATE	8	3	5	1.5-4	1.0-3
9/17/16	TEXAS A&M	6	3	3	0.0-0	0.0-0
9/24/16	* LSU	1	0	1	0.0-0	0.0-0
10/1/16	* ULM	9	4	5	1.0-1	0.0-0
10/8/16	* at Mississippi State	8	4	4	0.0-0	0.0-0
10/22/16	* ARKANSAS	7	5	2	1.0-2	0.0-0
10/29/16	* at Ole Miss	6	2	4	0.0-0	0.0-0
11/5/16	VANDERBILT				DID NOT PLAY	
11/12/16	* at Georgia	4	2	2	0.0-0	0.0-0
11/19/16	ALABAMA A&M				DID NOT PLAY	
11/28/16	at Alabama	10	7	3	0.0-0	0.0-0

Head Coach Gus Malzahn



In four years as head coach at Auburn, Gus Malzahn has led the Tigers to a 35-17 record, four consecutive bowl games, a Southeastern Conference Championship and an appearance in the BCS National Championship Game (2013). Malzahn has directed Auburn to three New Year's Day bowl games in four seasons, a program first since 2004-06.

Malzahn, 44-20 in five seasons as a head coach, has directed teams to six conference championship game appearances in his 11 seasons as a collegiate coach, including a pair of SEC Championships at Auburn

(2010, 2013) and a Sun Belt Championship at Arkansas State in 2012.

The 2013 Bear Bryant, Bobby Bowden, Eddie Robinson, Home Depot, Sporting News, SB Nation, Liberty Mutual and Associated Press National Coach of the Year, Malzahn earned SEC Coach of the Year honors after guiding Auburn to the biggest turnaround in SEC history.

He led the Tigers to a 12-2 record and one of the most memorable seasons in school history in 2013, with historic wins over Georgia and Alabama and a record-setting SEC Championship win over Missouri. He became just the third coach in SEC history to win an SEC title in his first year at a school, joining LSU's Bernie Moore in 1935 and Ole Miss' John Vaught in 1947.

This season, Malzahn's team won six consecutive games, the third longest win streak by Auburn over the last 12 years, while finishing second in the nation's most difficult division, the SEC West. Under his direction, the Tigers enter the Allstate Sugar Bowl ranked in the top 40 nationally in total offense and total defense, an Auburn first since 2005.

Auburn's balance has been displayed by a team that is ranked first in the SEC and sixth nationally in rushing, coupled with a defense that is fifth in the country in scoring defense and 20th in total defense. The special team units have traditionally been a strong point under Malzahn and are no different in 2016 behind the strong leg of All-America kicker Daniel Carlson.

The Tigers have faced the nation's most difficult schedule collectively during Malzahn's four years on the Plains facing 24 ranked opponents, including 12 in the top 10. Auburn is the nation's only program in 2016 to face both the No. 1 and No. 2 ranked programs.

In 2015, the youthful Tigers, which lost 14 players to the NFL from the previous season, faced 11 bowl teams en route to a Birmingham Bowl victory over Memphis. Malzahn's 2014 team was ranked in the nation's top 10 for a majority of the season before finishing 8-5 after navigating the nation's most difficult schedule featuring seven ranked foes.

One of the most innovative offensive minds in football, Malzahn's high-powered offense has averaged over 450 yards of total offense and 33.8 points per game in his four seasons at Auburn.

He has produced 14 1,000-yard rushers in 11 seasons as a college coach, at least one in each season, including Heisman Trophy finalist Tre Mason (1,816) and Nick Marshall (1,068) in 2013 and Cameron-Artis Payne (1,608) in 2014. Kamryn Pettway ran for 1,123 yards this season despite missing significant time with injuries.

On three occasions, he has had two 1,000-yard rushers in the same season: 2013 (Auburn), 2010 (Auburn) and 2006 (Arkansas) and this year, in addition to Pettway, Kerryon Johnson notched 862 rushing yards. Malzahn has also coached five 1,000-yard receivers and three 3,000-yard passers. His 2007 Tulsa team had three 1,000-yard receivers.

Since Malzahn's arrival, Auburn has the top rushing offense in the

PERSONAL

Hometown Fort Smith, Arkansas
Wife Kristi
Children daughters: Kylie and Kenzie

EDUCATION

College Henderson State University (1990)

PLAYING EXPERIENCE

1984-85 Arkansas (wide receiver)
1988-89 Henderson State (receiver, punter)

COACHING EXPERIENCE

1991-95 **Hughes High School (Ark.)**
Defensive Coordinator (1991)
Head Coach (1992-95)
1996-2000 **Shiloh High School (Ark.)**
Head Coach
2001-05 **Springdale High School (Ark.)**
Head Coach
2006 **Arkansas**
Offensive Coordinator/Wide Receivers
2007-08 **Tulsa**
Assistant Head Coach
Co-Offensive Coordinator/Quarterbacks
2009-11 **Auburn**
Offensive Coordinator/Quarterbacks
2012 **Arkansas State**
Head Coach
2013- **Auburn**
Head Coach

BOWL EXPERIENCE

Player – 1984 Liberty, 1985 Holiday
 Coach – 2007 Capital One, 2008 GMAC, 2009 GMAC, 2010 Outback, 2011 BCS National Championship Game, 2011 Chick-fil-A Bowl, 2014 BCS National Championship Game, 2015 Outback, 2015 Birmingham, 2017 Sugar

SEC, averaging 264.4 yards per game. In 2013, Auburn led the nation in rushing at 328.3 yards per game, the first SEC team ever to do so. Three of the top six team rushing totals in SEC history (2010, 2013, 2016) have come under Malzahn's leadership.

Auburn was just the second team in SEC history to gain more than 7,000 yards of total offense in a season in 2013, finishing the year with 7,018 yards; the other was Texas A&M in 2012.

The Tigers set a school record with 48 rushing touchdowns in 2013 and set a school record against SEC opponents with 677 yards of total offense vs. No. 5 Missouri in the SEC Championship Game. The Tigers set SEC Championship Game team records with 26 rushing first downs, 74 rushing attempts, 545 rushing yards and seven rushing touchdowns.

Tre Mason, a Heisman Trophy finalist and SEC Player of the Year in 2013, ranked third in the nation with 23 touchdowns, was fifth nationally with 1,816 yards rushing, sixth with 10.7 points per game, sixth with 169.57 all-purpose yards per game and eighth with 129.7 rushing yards per game. Mason set the Auburn single-season record with 1,816 rushing yards and 2,374 all-purpose yards, is second with 317 rushing attempts. His 46 rushing attempts and 304 rushing yards vs. No. 5 Missouri set SEC Championship Game records and fell three yards shy of the Auburn record.

Four Auburn players were taken in the 2014 NFL Draft, including two first round picks; offensive tackle Greg Robinson No. 2 overall to the St. Louis Rams and defensive end Dee Ford No. 23 to the Kansas City Chiefs. Mason was a third round selection by the Rams while fullback

Head Coach Gus Malzahn

Jay Prosch was a sixth round pick by the Houston Texans.

In his four seasons at Auburn, Malzahn has coached seven All-Americans: running back Tre Mason and return specialist Chris Davis in 2013, center Reese Dismukes in 2014, place kicker Daniel Carlson in 2015 and '16, and defensive linemen Carl Lawson, Montravious Adams and Braden Smith in 2016. Dismukes was named the 2014 Rimington Award winner as the nation's top center and Carlson was a Lou Groza Award finalist in 2015 and '16.

Malzahn, who won the Broyles Award as the nation's top assistant coach in 2010 while helping the Tigers to the national title, returned to Auburn after serving as the head coach at Arkansas State in 2012, where he led the program to the Sun Belt Conference title.

As offensive coordinator, Malzahn made an immediate impact during his tenure at Auburn, highlighted by a record-setting offense in 2010 when the Tigers finished 14-0 and claimed the school's first national title since 1957.

Malzahn's arrival in 2009 and style of offense marked a drastic turnaround from the 2008 season when Auburn struggled offensively. In a two-year period, the Tigers improved from a tie for 110th to seventh in the nation in scoring offense (from 17.3 to 41.2) and from 104th to seventh in total offense.

The 2010 Auburn offense set nine school records, while leading the SEC and finished in the top 10 nationally in six statistical categories. He

coached Heisman Trophy winner Cam Newton, who had one of the best single-season performances at the position in college football history. Newton threw for 2,908 yards and 30 touchdowns, while rushing for 1,586 yards and 20 TDs. Newton, the No. 1 overall draft pick in the 2011 NFL Draft, also won the Davey O'Brien, Manning and Maxwell Awards.

During two seasons (2007-08) at Tulsa, Malzahn's offenses were among the nation's finest, ranking first nationally in total offense. Tulsa's offense in 2007 established nine team and 12 individual school records; the 2008 Tulsa offense averaged 569.9 yards per game and was second nationally averaging 47.2 points per games.

Malzahn spent one season at Arkansas as offensive coordinator, coaching Heisman Trophy runner-up Darren McFadden and helping the SEC West champion Razorbacks finish fourth nationally in rushing offense.

Malzahn's coaching career began in his home state of Arkansas at the high school level. In 14 seasons as a high school head coach, Malzahn led seven teams to the state championship game and won three titles. In July 2013, he was inducted into the Arkansas High School Sports Hall of Fame.

Born in Irving, Texas, Malzahn graduated from high school in Fort Smith, Ark., and played football at Arkansas and Henderson State, earning his bachelor's degree from Henderson in 1990.

Malzahn is married to the former Kristi Otwell and they are the parents of two daughters, Kylie and Kenzie.

Malzahn Year-By-Year

HEAD COACH

Year	School	Record	Conf.	Notes
2012	Arkansas State	9-3	7-1	Sun Belt Champions
2013	Auburn	12-2	7-1	SEC Champions
2014	Auburn	8-5	4-4	Outback Bowl
2015	Auburn	7-6	2-6	Birmingham Bowl
2016	Auburn	8-4	5-3	Sugar Bowl
Arkansas State Totals		9-3	7-1	
Auburn Totals		35-17	18-14	
HEAD COACH TOTALS		44-20	25-15	

COLLEGIATE ASSISTANT

2006	Arkansas	Offensive Coordinator	10-4	7-1
Arkansas Totals			10-4	7-1
2007	Tulsa	Asst. Head Coach/Co-Offensive Coord.	10-4	6-3
2008	Tulsa	Asst. Head Coach/Co-Offensive Coord.	11-3	7-2
Tulsa Totals			21-7	13-5
2009	Auburn	Offensive Coord./QB Coach	8-5	3-5
2010	Auburn	Offensive Coord./QB Coach	14-0	8-0
2011	Auburn	Offensive Coord./QB Coach	8-5	4-4
Auburn Totals			30-10	15-9
ASSISTANT COACH TOTALS			61-21	35-15

BOWL GAMES

1984 Liberty Bowl	Arkansas lost to Auburn, 21-15 [player]
1985 Holiday Bowl	Arkansas defeated Arizona State, 18-17 [player]
2007 Capital One Bowl	Arkansas lost to Wisconsin, 17-14
2008 GMAC Bowl	Tulsa defeated Bowling Green, 63-7
2009 GMAC Bowl	Tulsa defeated Ball State, 45-13
2010 Outback Bowl	Auburn defeated Northwestern, 38-35 [OT]
2011 BCS National Championship	Auburn defeated Oregon, 22-19
2011 Chick-fil-A Bowl	Auburn defeated Virginia, 43-24
2014 BCS National Championship	Auburn lost to Florida State, 34-31
2015 Outback Bowl	Auburn lost to Wisconsin, 34-31 [OT]
2015 Birmingham Bowl	Auburn defeated Memphis, 31-10
2017 Allstate Sugar Bowl	vs. Oklahoma

Football Staff



Rhett Lashlee

*Offensive Coordinator/
Quarterbacks*




Herb Hand

Offensive Line



Tim Horton

Running Backs



Kodi Burns

Wide Receivers



Scott Fountain

Special Teams/Tight Ends



Kevin Steele

Defensive Coordinator



Rodney Garner

*Associate Head Coach/
Defensive Line*



Wesley McGriff

Secondary



Travis Williams


Linebackers

Graduate Assistants



Ishmael Aristide

Graduate Assistant




Craig Sanders

Graduate Assistant



Austin Tucker

Graduate Assistant



Jonathan Wallace

Graduate Assistant

Analysts and Quality Control



Jonny Brewer

Analyst



Rob Coleman

Analyst



Devin Ducote

Analyst



Eric Munoz

Analyst



Jeff Norrid

Analyst



Brandon Wheeling

Analyst

Support Staff

Support Staff



Joyce Boles
Executive
Secretary/
Football



Jorrell Bostrom
Player
Development



Ken Carter
Player
Development



Jamie Croley
Director of Football
Operations



Jason Davis
Coordinator
On-Campus
Recruiting



Hillarie Deen
Director of
Creative Media



Claudia Gleaton
Asst. for Football
Recruiting



Doug Goodwin
Director of High
School Relations/
NFL Liaison



Bethany Gunn
Coordinator
On-Campus
Recruiting



David Gunn
Assistant AD for
Football



Bo Larkin
Football Video
Coordinator



Jeremy Roberts
Associate AD/
Operations



Patrick Suddes
Director of
Player Personnel



Emily Ann Tatum
Assistant to the
Head Football
Coach



Brett Whiteside
Director of
Recruiting
Operations



Rev. Chette Williams
Team Chaplain

Strength and Conditioning



Ryan Russell
Head Strength
& Conditioning
Coach



Morris Henry
Asst. Strength
& Conditioning
Coach



Anthony Kincy
Asst. Strength
& Conditioning
Coach



Bryan Tatum
Asst. Strength
& Conditioning
Coach



Connor Mielke
Strength &
Conditioning GA

Athletic Training Staff



Joe-Joe Petrone
Director of Sports
Medicine



Robbie Stewart
Head Football
Athletic Trainer



Kirk Nielson
Senior Athletic
Trainer for Football



Andrew Crane
Assistant Athletic
Trainer



Dana Marquez
Associate AD/
Equipment
Operations



Brad Rapacz
Director of Football
Equipment



Dale Calloway
Director of
Equipment
Operations

Equipment Staff

Medical Staff



Dr. Michael Goodlett
Team Physician



Dr. James Andrews
Orthopaedic
Surgeon



Dr. Siraj Abdullah
Associate Primary
Care Team
Physician



Dr. Jos Edison
Associate Primary
Care Team
Physician



Dr. John Jones
Primary Care
Sports Medicine
Fellow



Dr. Jesse Pace
Associate Team
Orthopaedic
Surgeon



David Walsh
Manager of
Physical Therapy

Administration



Jay Gogue
Auburn University President

Jay Gogue's Auburn career started long before he was selected as the university's 18th president. The Waycross, Georgia, native earned Auburn bachelor's and master's degrees in horticulture before earning a doctorate in that field from Michigan State University.

Since returning as president in July 2007, Dr. Gogue has worked to improve the academic strength of Auburn's student body and encouraged research and outreach.

Under his leadership, Auburn is implementing a strategic plan focused on enhancing student success, supporting faculty excellence, strengthening public engagement, and promoting research, scholarship and creative work.

In addition to fulfilling duties as Auburn's president, Dr. Gogue enjoys maintaining a connection with students in the classroom. He teaches a graduate course in higher education administration where students learn university governance, leadership, budgeting and more.

Dr. Gogue was selected in 2013 for the Michigan State University Distinguished Alumni Award. In 2012, he was inducted into the Alabama Academy of Honor, a group of 100 Alabamians "chosen for accomplishment or service greatly benefiting or reflecting great credit on the State." He held a 2012 appointment to the U.S. Department of Homeland Security's academic advisory council. Other memberships include Phi Kappa Phi and Golden Key honor societies, Sigma Xi scientific research society, and the National Society of Scabbard and Blade, the honorary military society for all branches of service.

He began his career at the U.S. Department of the Interior, where he worked for 12 years. Prior to returning to Auburn, he held a number of academic and administrative positions, starting at Texas A&M University as an assistant professor teaching and conducting research in plant science. Dr. Gogue later served as vice president for research and vice president/vice provost for agriculture and natural resources at Clemson University and as provost at Utah State University. He was selected as president of New Mexico State University in 2000. In 2003, he was named president of the University of Houston and chancellor of the University of Houston System.

Dr. and Mrs. Susie Gogue first met in the 8th grade. They married while both were Auburn undergraduates. They have three children, one grandchild and two dogs.



Jay Jacobs
Athletics Director

As the steward of an elite athletics program, Jay Jacobs is focused on providing the best student-athlete experience in the nation. Jacobs' commitment to the Auburn Family centers on academic excellence, athletic success, institutional compliance and control, the gameday experience, facility enhancements and donor support.

Under Jacobs' leadership, Auburn has claimed 12 national championships and 26 conference titles. The football program claimed the BCS National Championship in 2010, while the 2013 football team advanced to the BCS National Championship Game for the second time in four years.

Revenue has grown from \$46 million to more than \$130 million during Jacobs' tenure as AD, allowing for investment in numerous facility projects benefitting Auburn's student-athletes and the Auburn Family. Major projects completed under Jacobs' watch in recent years include the state-of-the-art Auburn Arena and basketball practice facility, a \$16 million 100-yard indoor practice facility and a \$6 million Wellness Kitchen giving Auburn one of the finest dining facilities and athlete nutrition programs in the country.

Jacobs announced historic agreements over the past year with apparel provider Under Armour and multimedia rights holder FOX Sports. The lucrative contracts will strengthen Auburn Athletics financially for the coming years while growing the Auburn brand nationally and further enhancing the best student-athlete experience in the nation.

Jacobs became Auburn's 14th Director of Athletics in 2005 after working in almost every area of the Auburn Athletics Department for the previous 20 years. Jacobs earned his undergraduate and master's degrees in business administration from Auburn in 1985 and 1988 respectively and is a two-time graduate of the Harvard Business School Leadership Best Practices program. The former Auburn football walk-on earned two letters as an offensive tackle in 1982 and 1983. Jacobs is a member of the Auburn chapter of Phi Kappa Phi honorary. He currently serves as Chair of the Southeastern Conference Athletics Directors and is a member of the NCAA Division I Strategic Vision and Planning Committee.

Jacobs is married to the former Angie Sapp of Dublin, Ga. The couple has three daughters, Haley, Meagan and Jayne. They are also foster parents.

2016 Auburn Football Game Recaps

Sept. 3, 2016 • ESPN • Jordan-Hare Stadium (87,451) • Auburn, Ala.

Sept. 10, 2016 • SECN • Jordan-Hare Stadium (86,825) • Auburn, Ala.

#2	CLEMSON	19
	AUBURN	13

ARKANSAS STATE	14
AUBURN	51

GAME 1

Gus Malzahn said his quarterback race was close all August, then showed just how close it was Saturday night.

Auburn got things together in the second half, threw into the end zone on the game's two final plays, but Clemson survived for a 19-13 win.

Sean White, Jeremy Johnson and John Franklin III, quarterbacks all, took snaps; and running back Kerryon Johnson and even H-back Chandler Cox stepped through the revolving quarterback door as well. They set up Daniel Carlson field goals and a late Kerryon Johnson TD run. It wasn't enough despite a comeback second half. Clemson's high-powered offense did just enough against a tough-minded Auburn defense in front of a sold out Jordan-Hare Stadium on opening night.

No. 2 Clemson came in with all the offensive fanfare, but Carlson's 32-yard field goal with 13:46 remaining cut Clemson lead to 13-6. Auburn then cut it to 19-13 with 3:22 left on a 9-yard Kerryon Johnson touchdown run.

Sean White's final two passes in the end zone were batted away in the final seconds.

A Deshaun Watson pass to Hunter Renfrow, who made a nothing-you-can-do-about-it great catch, made it 19-6 with 9:59 left. Clemson turned Auburn away on a fourth-down pass from the 8, before Johnson's touchdown run minutes later.

Auburn tried to catch Clemson off guard the whole game. Receiver Stanton Truitt got three quick carries. Sean White, Jeremy Johnson and John Franklin III all threw a pass in the first quarter. Kerryon Johnson finally hit the half with 10 rushing yards, but, as a team, Auburn had just one.

The Tigers picked it up in the second half.

Johnson hit his first three passes and led Auburn to its first score, a Carlson 53-yard field goal for a 3-0 lead. It was the sixth time that Carlson had blasted a field goal of at least 50 yards in his career, an Auburn record. Kevin Phillips also had a career-best 68-yard punt in the first half.

Auburn's defensive line held steady early and it took a fourth-down 1-yard run by

Wayne Gallman to finally get Clemson a 7-3 lead with 7:34 left in the first quarter.

Auburn's defense turned away another scoring opportunity when Derrick Brown recovered a fumble caused by Darrell Williams. But Clemson tacked on a Greg Huegel field goal with 0:07 seconds left in the first half for a 10-3 lead.

Clemson scored first in the second half on a 40-yard field goal for a 10-point lead. Auburn was still hanging around, though, despite the fact Clemson had run 49 plays for 255 yards. Auburn had run 26 plays for 38 yards.

Auburn found its offense by mixing White, Johnson and Franklin, driving to the Clemson 5 late in the third quarter. But Johnson was stopped on fourth-and-2.

SCORING SUMMARY

#2 Clemson0	10	3	6	—	19
Auburn0	3	0	10	—	13

AU - Carlson 53 yd field goal, 2nd, 12:58
 CU - Gallman 1 yd run (Huegel kick), 2nd, 7:34
 CU - Huegel 30 yd field goal, 2nd, 0:07
 CU - Huegel 40 yd field goal, 3rd, 10:36
 AU - Carlson 32 yd field goal, 4th, 13:46
 CU - Renfrow 16 yd pass from Watson (kick failed), 4th, 9:59
 AU - K. Johnson 9 yd run (Carlson kick), 4th, 3:22

TEAM STATISTICS

	CU	AU
First Downs	19	17
Rushes-Yards	44-151	41-87
Passing Yards	248	175
Comp-Att-Int	19-34-1	15-30-2
Total Plays-Yards	78-399	71-262
Punts-Avg.	4-41.5	5-44.4
Fumbles/Lost	1/1	1/1
Penalties-Yards	6-55	9-60
3rd Down Conv.	6-of-17	3-of-17
Time of Possession	30:29	29:31

INDIVIDUAL STATISTICS

RUSHING: (CU) - Gallman 30-123 (TD), Watson 11-21, Choice 3-7, (AU) - K. Johnson 23-94 (TD), Truitt 4-7, Cox 4-6, White 4-2, J. Johnson 6-18.
PASSING: (CU) - Watson 19-34-1-248 (TD), (AU) - White 10-21-1-140, J. Johnson 4-6-1-38, Franklin III 1-1-0-3.
RECEIVING: (CU) - Williams 9-174, Scott 3-30, Renfrow 3-37 (TD), McCloud 2-8, Gallman 1-8, Cain 1-1, (AU) M. Davis 5-56, Hastings 3-29, Truitt 2-17, R. Davis 2-17, K. Davis 1-43, Stevens 1-16, K. Johnson 1-3.

GAME 2

Auburn's offense is alive and well and, last seen, scoring just about every way possible Saturday night in Jordan-Hare Stadium.

The Tigers blasted Arkansas State 51-14, rebounding from a season-opening loss to No. 2 Clemson when the offense couldn't find its way.

The offense certainly found its way against Arkansas State with old-school rushing, steady passing from Sean White and even a fake field goal that went for a touchdown. Auburn had 706 yards of offense, breaking the 700-yard mark for just the second time in school history.

The defense was steady when it mattered, repeating the solid performance it had in a 19-13 loss to Clemson.

Coach Gus Malzahn, who played three quarterbacks in the opener, turned to White, who directed Auburn's first eight scoring drives. White only came out when his helmet popped off, and for a few direct snaps to Johnson, before John Franklin III took over with Auburn leading by 34.

White capped off his big night when he scrambled to his right before throwing an 8-yard touchdown pass to Tony Stevens to make it 48-14.

Auburn will look to carry that momentum into its Southeastern Conference opener against Texas A&M at 6 p.m. next Saturday in Jordan-Hare.

How did Auburn do it in the first half when it streaked to a commanding 38-7 lead? With White passing, the rushing of Kerryon Johnson and Kamryn Pettway and a fake field goal that turned into touchdown run for kicker Daniel Carlson.

Pettway led Auburn with 152 yards rushing. Johnson had 124 more.

White hit 17-of-23 passes for 244 yards and three touchdowns. He ran for 60 more.

Auburn's first half set the tone with two 100-yard rushers, a one-handed high-light-reel catch by Kyle Davis — "circus catch," — and a Johnson 47-yard touchdown run when he started this way, but ran all the way that way to reach the end zone.

Oh, a falling-down White flipped him the ball at the last instant to send Johnson on his way.

SCORING SUMMARY

Arkansas St.7	0	7	0	—	14
Auburn14	24	10	3	—	51

AU - K. Johnson 47 yd run (Carlson kick), 1st, 6:58
 ASU - Voytik 1 yd run (Houston kick), 1st, 4:27
 AU - K. Johnson 1 yd run (Carlson kick), 1st, 2:38
 AU - Stevens 24 yd pass from White (Carlson kick), 2nd, 14:10
 AU - Carlson 20 yd run (Carlson kick), 2nd, 7:59
 AU - Hastings 29 yd pass from White (Carlson kick), 2nd, 1:49
 AU - Carlson 18 yd field goal, 2nd, 0:00
 AU - Carlson 37 yd field goal, 3rd, 11:26
 ASU - Voytik 5 yd run (Houston kick), 3rd, 5:05
 AU - Stevens 8 yd pass from White (Carlson kick), 3rd, 0:25
 AU - Carlson 42 yd field goal, 4th, 7:12

TEAM STATISTICS

	ASU	AU
First Downs	14	32
Rushes-Yards	35-66	62-462
Passing Yards	260	244
Comp-Att-Int	19-30-0	17-23-0
Total Plays-Yards	65-326	85-706
Punts-Avg.	6-40.8	0-0.0
Fumbles/Lost	0/0	2/1
Penalties-Yards	10-71	5-40
3rd Down Conv.	5-of-16	11-of-15
Time of Possession	24:18	35:42

INDIVIDUAL STATISTICS

RUSHING: (ASU) - Wand 16-37, Voytik 13-12 (2 TD), Moragne 3-10, Rollins-Davis 1-4, Echols-Luper 2-3, (AU) - Pettway 15-152, K. Johnson 18-124 (2 TD), Franklin III 4-70, White 10-60, Miller 7-24, Carlson 1-20, Martin 4-15, Cox 1-0, R. Davis 1-2.
PASSING: (ASU) - Voytik 15-21-0-215, Hansen 4-9-0-45, (AU) - White 17-23-0-244 (3 TD).
RECEIVING: (ASU) - Booker 6-92, Mack 3-49, Echols-Luper 3-46, Murray 2-42, Paschal 2-2, Wand 1-17, Moragne 1-11, McInnis 1-5, (AU) - Stevens 4-75 (2 TD), Slayton 3-55, Hastings 2-34 (TD), M. Davis 2-4, K. Davis 1-42, Martin 1-10, Craig Myers 1-9, K. Johnson 1-7, Pettway 1-5, Truitt 1-3.

There was also a 29-yard touchdown pass to Will Hastings and a 24-yard touchdown pass to Tony Stevens.

Did we save the best for last? Sure we did.

Carlson, one of the best kickers in America, scored on a 20-yard run when holder Tyler Stovall flipped the ball over his head to Carlson darting to the right. Touchdown Auburn.

Auburn finished the first half with a whopping 452 yards. Kerryon Johnson had 103 of those rushing. Kamryn Pettway, who didn't get a carry in the opener, had 101 more.

White hit 10-of-14 passes for 173 yards and two touchdowns. Auburn converted 7-of-8 third-down tries in the half.

Auburn kept it up to start the second half, scoring on a 37-yard Carlson field goal to make it 41-3. Carlson kicked another one midway through the fourth quarter to make it 51-14.

2016 Auburn Football Game Recaps

Sept. 17, 2016 • ESPN • Jordan-Hare Stadium (87,175) • Auburn, Ala.

#17	TEXAS A&M	29
	AUBURN	16

GAME 3

Auburn's defense made Texas A&M settle for field goal after field goal. That was enough for the Aggies in Jordan-Hare Stadium on Saturday night.

Texas A&M beat the Tigers 29-16 in the Southeastern Conference opener for both teams, thanks, mostly, to Daniel LaCamera's dead-eye field goal kicking. His five field goals gave the Aggies the edge, enough to counter Kerryon Johnson's 2-yard Auburn touchdown run in the fourth quarter.

The No. 17 Aggies improved to 3-0. Auburn fell to 1-2 with both losses coming to nationally ranked teams. Another one of those, LSU, will visit Jordan-Hare next Saturday.

The Tigers can point to their defense for that one. A&M converted only 2 of its 15 third-down plays and settled for field goals on four of five trips to the red zone.

The first half Saturday was indeed a battle of field goals and defense. LaCamera kicked three field goals, of 46, 35 and 31 yards. Auburn's Daniel Carlson countered with one of 37 yards.

The touchdowns were hard to come by.

"It was an extremely tough loss," said coach Gus Malzahn. "We have to find a way to get better."

Malzahn the turning point was the third quarter, saying his defense played well "and gave the offense opportunities."

But, he said, "we didn't have explosive plays."

"Our whole offense is a work in progress. We were inconsistent, to say the least."

Kamryn Pettway, the workhorse in the first half, scored on a 1-yard run for a 7-0 Auburn lead midway through the first. But a LaCamera field goal and a 5-yard touchdown pass-and-catch from Trevor Knight to Josh Reynolds provided the Aggies with a 10-7 lead with 12:07 left in the second quarter. Two more LaCamera field goals padded the lead. Auburn raced the clock, and made it, at the end of the first half to set up Carlson's field goal to cut the halftime deficit to 16-10.

A&M scored on...what else?... a LaCamera field goal in the third. That trumped Auburn's 35 yards of offense. LaCamera kicked another field goal in the fourth to make it 22-10. Auburn threatened after that, making to the A&M 12, but was stopped on fourth down with 7:22 left in the game.

The Aggies came right back on an 89-yard touchdown run by Trayveon Williams.

One of the Auburn highlights was the play of Tony Stevens, who had a career-best eight catches for 86 yards.

Pettway rushed for 123 yards. Sean White hit 18-of-27 passes for 126 yards. John Franklin III replaced White in the fourth quarter when Malzahn said he was looking for a

SCORING SUMMARY

#17 Texas A&M..	3	13	3	10	—	29
Auburn.....	7	3	0	6	—	16

AU - Pettway 1 yd run (Carlson kick), 1st, 7:11
 TAMU - LaCamera 46 yd field goal, 1st, 1:42
 TAMU - Reynolds 5 yd pass (LaCamera kick), 2nd, 12:07
 TAMU - LaCamera 35 yd field goal, 2nd, 5:38
 TAMU - LaCamera 31 yd field goal, 2nd, 1:52
 AU - Carlson 37 yd field goal, 2nd, 0:00
 TAMU - LaCamera 25 yd field goal, 3rd, 1:03
 TAMU - LaCamera 26 yd field goal, 4th, 10:13
 TAMU - Williams 89 yd run, 4th, 6:52
 AU - K. Johnson 2 yd run, (Franklin pass failed), 4th, 2:59

TEAM STATISTICS

	TAMU	AU
First Downs	19	26
Rushes-Yards	37-231	54-236
Passing Yards	247	163
Comp-Att-Int	20-40-0	22-35-0
Total Plays-Yards	77-478	89-399
Punts-Avg.	7-42.0	9-37.2
Fumbles/Lost	2/0	1/1
Penalties-Yards	9-70	6-28
3rd Down Conv.	2-of-15	6-of-17
Time of Possession	28:56	31:04

INDIVIDUAL STATISTICS

RUSHING: (TAMU) - Williams 8-127 (TD), Knight 12-42, Ford 10-28, Kirk 2-24, White 3-16; (AU) - Pettway 20-123 (TD), K. Johnson 15-60 (TD), Franklin III 9-47, R. Davis 1-8, Smith 1-0, White 8-2.
PASSING: (TAMU) - Knight 20-40-0-247 (TD). (AU) - White 18-27-0-126, Franklin III 4-8-0-37.
RECEIVING: (TAMU) - Reynolds 7-98 (TD), Kirk 5-22, Seals-Jones 3-38, Williams 3-30, Noil 2-59; (AU) - Stevens 8-86, R. Davis 5-36, M. Davis 3-23, Hastings 3-9, K. Johnson 2-2, K. Davis 1-11.

spark. Franklin rushed nine times for 47 yards. He was 4-of-8 passing for 27 yards.

Sept. 24, 2016 • ESPN • Jordan-Hare Stadium (87,451) • Auburn, Ala.

#18	LSU	13
	AUBURN	18

GAME 4

Talk about your dramatic finishes...

Daniel Carlson had a game to remember and Auburn's defense stopped LSU at the 15-yard line as time ran out in a crazy 18-13 victory in a game that featured eight field goals.

It wasn't truly decided until the replay official said time ran out before LSU's final play, which looked, ever so briefly, as a 15-yard game-winning touchdown pass. LSU initially celebrated a win. The officials said no.

Carlson tied a school record with six field goals, and, obviously, scored all the points for Auburn.

Carlson was an equal-opportunity kicker, hitting three in the first half and three more in the second. Auburn's defense did the rest, holding LSU to 14 first downs. "The best kicker in college football," said Auburn coach Gus Malzahn.

But the game was close, with LSU driving in the final seconds. Carl Lawson had a big sack to slow LSU, moving the Bengal Tigers back from the 14 to the 20. LSU was fighting the clock, got off a few more snaps, but eventually, time ran out.

Malzahn said he was confident that time had run out before the snap, and the officials only had to do their "due diligence" to say Auburn won.

Auburn's defense set the tone early when it held LSU to only five first downs in the first half. The Bengal Tigers finished with 14.

Auburn tried, but couldn't do this against No. 5 Clemson and No. 10 Texas A&M. The third time was a charm against a nationally ranked team.

No. 18 LSU couldn't overcome Auburn's improving defense.

Malzahn said he turned over the play calling for this game to offensive coordinator Rhett Lashlee so he could manage the game easier as a head coach. Auburn outgained LSU 388-338 yards.

Malzahn said Lashlee did a "really good job."

Malzahn said White "played an outstanding game" and continued to show a toughness that impresses. He was 19-of-26 passing for 234 yards. Kerryon Johnson led Auburn with 93 yards rushing, and added 68 more receiving yards.

SCORING SUMMARY

#17 LSU.....	7	0	6	0	—	13
Auburn.....	3	6	3	6	—	18

AU - Carlson 51 yd field goal, 1st, 6:32
 LSU - Moreau 3 yd pass (Delahoussaye kick), 1st, 2:47
 AU - Carlson 29 yd field goal, 2nd, 12:19
 AU - Carlson 29 yd field goal, 2nd, 5:14
 AU - Carlson 31 yd field goal, 3rd, 9:43
 LSU - Delahoussaye 29 yd field goal, 3rd, 5:36
 LSU - Delahoussaye 25 yd field goal, 3rd, 2:32
 AU - Carlson 37 yd field goal, 4th, 12:36
 AU - Carlson 29 yd field goal, 4th, 2:56

TEAM STATISTICS

	LSU	AU
First Downs	14	18
Rushes-Yards	32-220	49-154
Passing Yards	118	234
Comp-Att-Int	15-27-0	19-26-0
Total Plays-Yards	59-338	75-388
Punts-Avg.	5-37.0	3-40.0
Fumbles/Lost	1/1	2/1
Penalties-Yards	5-50	4-28
3rd Down Conv.	4-of-13	8-of-19
Time of Possession	27:49	32:11

INDIVIDUAL STATISTICS

RUSHING: (LSU) - Fournette 16-101, Guice 3-62, Chark 1-35, Etling 11-23, Williams 1-1. (AU) - K. Johnson 22-93, Pettway 17-61, Truitt 2-5, Franklin 1-4, Stove 1-0, White 6-9.
PASSING: (LSU) - Etling 15-27-0-118 (TD). (AU) - White 19-26-0-234.
RECEIVING: (LSU) - Dural 4-47, Dupre 4-21, Chark 3-11, Fournette 2-4, Jeter 1-32, Moreau 1-3 (TD). AU - R. Davis 5-31, K. Johnson 4-68, Stevens 4-58, M. Davis 3-17, K. Davis 2-24, Slayton 1-36.

The first half belonged to Auburn's defense and Carlson. He kicked field goals of 51, 29 and 29 yards. The last of those was Carlson's 50th in his career, and gave Auburn a 9-7 lead with 5:14 left in the second quarter.

He kicked his 51st field goal on Auburn's first drive of the second half to give the Tigers a 12-7 lead. He just kept kicking them.

Carlson's first field goal was his seventh of at least 50 yards. That padded his school record.

Auburn held LSU to 137 yards in the first half.

The Tigers threatened to increase its 9-7 lead late in the first half, but Kerryon Johnson's run on fourth-down at the 1 was stopped short of the goal line.

Carlson was steady, though. He kicked two of his six field goals in the fourth quarter.

2016 Auburn Football Game Recaps

Oct. 1, 2016 • SECN • Jordan-Hare Stadium (84,243) • Auburn, Ala.

ULM	7
AUBURN	58

GAME 5

Auburn was better in the red zone, out of the red zone and just about every place the Tigers set foot in Jordan-Hare Stadium on Saturday.

Kerryon Johnson had his career-best rushing day by halftime, quarterbacks Sean White and John Franklin III accounted for five touchdowns and Auburn blasted Louisiana-Monroe 58-7 to send a homecoming crowd home happy.

The Tigers, who spent the week saying it needed to score more red-zone touchdowns, certainly scored in the red zone. But Auburn didn't always even bother with the red zone. White threw 48-yard touchdown passes to both Kyle Davis and Tony Stevens, and a regular-ol' 36-yarder to Stevens to set up another score. Franklin scored on an 80-yard sprint on his second. A few minutes later, he threw a 39-yard pass to Nate Craig-Myers to make it 56-7 with 1:08 left in the third quarter.

Auburn added a safety by Gary Walker in the closing seconds.

Johnson had a career-best 127 yards and two touchdowns at the half. He finished with 146 yards, giving way to young back midway through the third quarter.

It was a win, and a confidence boost, as the Tigers, which started the season with five straight home games, turn their attention to their first road game when it plays at Mississippi State next Saturday. Auburn improved to 3-2.

The ULM Saturday was just what Auburn needed to feel better about the offense after beating LSU 18-13 the week before with six field goals. The Tigers scored eight touchdowns against the Warhawks.

And had 618 yards. After three quarters. The Tigers finished with 688 yards.

The Tigers said after beating LSU with six field goals that they needed to be more productive in the red zone. They were from the beginning Saturday, scoring touchdowns on all three red-zone opportunities in the first half.

Auburn wasted little time against its Sun Belt opponent, scoring on its first possession, starting when Sean White turned a called pass play into a 3-yard touchdown run. White threw a 48-yard touchdown pass to Kyle Davis six minutes later.

SCORING SUMMARY

ULM.....	0	7	0	0	—	7
Auburn.....	14	14	28	2	—	58

AU - White 3 yd run (Carlson kick), 1st, 8:42
 AU - K. Davis 48 yd pass (Carlson kick), 1st, 2:31
 AU - K. Johnson 1 yd run (Carlson kick), 2nd, 12:12
 AU - K. Johnson 2 yd run (Carlson kick), 2nd, 4:05
 ULM - Green 2 yd pass (Ford kick), 2nd, 0:00
 AU - Stevens 48 yd pass (Carlson kick), 3rd, 12:28
 AU - Miller 4 yd run (Carlson kick), 3rd, 7:30
 AU - Franklin 80 yd run (Carlson kick), 3rd, 5:09
 AU - Craig-Myers 39 yd pass (Carlson kick), 3rd, 1:08
 AU - Walker safety

TEAM STATISTICS

	ULM	AU
First Downs	16	36
Rushes-Yards	32-112	66-410
Passing Yards	139	278
Comp-Att-Int	19-33-1	15-18-0
Total Plays-Yards	65-251	84-688
Punts-Avg.	6-43.3	0-0
Fumbles/Lost	2/1	2/1
Penalties-Yards	2-30	3-15
3rd Down Conv.	6-of-15	9-of-11
Time of Possession	26:45	33:15

INDIVIDUAL STATISTICS

RUSHING: (ULM) - Luckett 11-31, Carter 3-22, Smith 8-21, Vaughn 7-18, Green 1-17, Koufie 2-3. (AU) - K. Johnson 24-146 (2 TD), Franklin 2-82 (TD), Truitt 7-46, Miller 9-45 (TD), Martin 10-41, Lewis 5-21, Stove 2-20, White 6-10 (TD).
PASSING: (ULM) - Smith 19-33-1 (39 TD). (AU) - White 14-17-0-239 (2 TD), Franklin 1-1-0-39 (TD).
RECEIVING: (ULM) - Green 7-40 (TD), Holley 3-23, Brown 2-41, Koufie 2-17, Turner 1-20, Mapps 1-2, Gillespie 1-0, Carter 1-0, Smith 1--4. (AU) - R. Davis 5-56, Stevens 2-109 (TD), K. Davis 2-58 (TD), Stove 2-20, Craig-Myers 1-39 (TD), Hastings 1--4.

Johnson finished off ULM in the first half, with Johnson scoring from the 1 and 2 to make it 28-0 with 4:05 left in the first quarter. The Warhawks scored on the last play of the first half to cut Auburn's margin to 28-7 at the break.

Auburn didn't care. White threw a 48-yard touchdown pass to Tony Stevens early in the third quarter to make it 35-7. White then threw a 36-yard pass to Stevens to set up a 4-yard touchdown run by freshman Malik Miller, who carried a ULM defender into the end zone for good measure.

Oct. 8, 2016 • ESPN • Davis Wade Stadium (60,102) • Starkville, Miss.

AUBURN	38
MISSISSIPPI STATE	14

GAME 6

Offense. Defense. Oh, my, everybody got into act for Auburn on Saturday.

Sean White's accurate passing, bulldozer Kamryn Pettway's 169 yards rushing on a workhorse 39 carries, and a defense that dominated early led the Tigers to a complete 38-14 Southeastern Conference victory over Mississippi State at Davis Wade Stadium.

The Tigers led 35-0 at the halftime, and had a mountain of stats to prove it. "Breathing room," was how coach Gus Malzahn described it.

Certainly, the Tigers showed they were feeling right at home in their first road game of the season.

Auburn is on a roll, with consecutive wins over LSU, Louisiana-Monroe and now Mississippi State heading into next week's open date.

White was sharp in the first two quarters, hitting 13-of-16 passes for 185 yards and a touchdown, a performance that set up everything else for the Tigers. He finished passing for 204 yards.

Pettway stepped in for Kerryon Johnson, who suffered an early injury, and had a whopping 27 first-half carries for 125 yards, then carried it 12 more times for good measure.

The defense added a touchdown when Carl Lawson jarred the ball loose, and fellow defensive lineman Montravius Adams raced to the end zone on a 13-yard scoop and score.

Auburn won its third straight to improve to 4-2 overall and 2-1 in the SEC. Mississippi State fell to 2-3 overall and 1-2 in the league.

How did Auburn score? Let us count the ways.

White, who completed passes to eight different players, threw a 13-yard touchdown pass to Ryan Davis for the first score. That was followed by three straight Pettway touchdowns, from 1, 3 and 2 yards, the last of those coming with 1:54 left in the second quarter for a 28-0 lead.

SCORING SUMMARY

Auburn.....	14	21	0	3	—	38
Mississippi St.....	0	0	7	7	—	14

AU - R. Davis 3 yd pass (Carlson kick), 1st, 9:28
 AU - Pettway 1 yd run (Carlson kick), 1st, 3:44
 AU - Pettway 3 yd run (Carlson kick), 2nd, 12:15
 AU - Pettway 2 yd run (Carlson kick), 2nd, 1:54
 AU - Adams 13 yd fumble recovery (Carlson kick), 2nd, 1:45
 MS - Mixon 37 yd pass (Graves kick), 3rd, 5:48
 MS - Ross 8 yd pass (Graves kick), 4th, 10:14
 AU - Carlson 25 yd field goal, 4th, 1:39

TEAM STATISTICS

	AU	MS
First Downs	22	16
Rushes-Yards	56-228	33-103
Passing Yards	204	186
Comp-Att-Int	14-18-1	18-35-1
Total Plays-Yards	74-432	68-289
Punts-Avg.	4-36.8	5-40.8
Fumbles/Lost	4/1	5/2
Penalties-Yards	5-40	7-80
3rd Down Conv.	6-of-12	6-of-16
Time of Possession	33:22	26:38

INDIVIDUAL STATISTICS

RUSHING: (AU) - Pettway 39-169 (3 TD), Truitt 4-32, K. Johnson 3-21, Franklin III 3-14, Martin 2-8, White 4--5. (MS) - Fitzgerald 17-61, Holloway 4-17, Lee 2-14, Williams 2-11, Shumpert 4-11, Dear 1--1, Mixon 2--2.
PASSING: (AU) - White 14-18-1-204 (TD). (MS) - Fitzgerald 17-34-1-181 (2 TD), Tiano 1-1-0-5.
RECEIVING: (AU) - Stevens 3-64, K. Davis 2-34, Slayton 2-24, Cox 2-19, R. Davis 2-15 (TD), Martin 1-42, Pettway 1-9, K. Johnson 1--3. (MS) - Ross 4-29 (TD), Holloway 4-20, Dear 3-32, Mixon 2-55 (TD), Couch 1-26, Shumpert 1-8, Thomas 1-6, Green 1-5, Thomas 1-5.

Nine seconds later, it was 35-0 on Adams' touchdown.

The stat sheet told the first-half story. Auburn hit the break with 335 yards and 17 first downs. State had just 91 yards and five first downs. The Tigers had only 23 yards of offense in the third quarter, but it hardly impacted the scoreboard.

Auburn's only score in the second half was a Daniel Carlson 25-yard field goal with 1:39 remaining after grabbing that big halftime lead.

Auburn did all of that with Johnson, the SEC's third-leading rusher, watching most of the game after injuring an ankle after just three carries.

How bad was it for Mississippi State? The Bulldogs recovered an Auburn fumble in the second half — and was penalized 30 yards on the play for two dead-ball unsportsmanlike conduct

penalties.

2016 Auburn Football Game Recaps

Oct. 22, 2016 • ESPN • Jordan-Hare Stadium (87,451) • Auburn, Ala.

#17	ARKANSAS	3
#21	AUBURN	56

GAME 7

Sean White, Kamryn Pettway and Stanton Truitt kept Auburn's red-hot offense in hyper-drive Saturday night, running and passing and helping the No. 21 Tigers beat No. 17 Arkansas 56-3 in Jordan-Hare Stadium.

White threw for one touchdown and ran for another, Pettway turned in another workhorse performance with 192 yards on 27 carries and Truitt scored three times as the Tigers got their fourth consecutive win to improve to 5-2 overall and 3-1 in the Southeastern Conference. Arkansas fell to 5-3 overall and 1-3 in the league.

Auburn finished with a staggering 544 yards rushing, the most ever by one SEC team against another. Arkansas had just 25. The Tigers finished with 632 yards.

Auburn's defense didn't let Arkansas do much of anything with early sacks and late sacks and taking away most everything the Razorbacks wanted to do.

Arkansas was so accustomed to seeing Pettway running by the middle of the third quarter that all it took was to fake a handoff to him to free White to run untouched around end on a 1-yard touchdown scamper to make it 35-3. Freshman Kam Martin got into the act with a 51-yard touchdown run with 4:27 left.

Auburn did all of it without Kerryon Johnson, the Tigers' leading rusher coming in, who was held out after hurting his ankle against Mississippi State two weeks ago.

The speedy Truitt, Malzahn said, "was a great change of pace" to Pettway. They combined for five touchdowns.

Auburn easily played on while erasing last year's four-overtime loss to Arkansas. The offense grabbed the touchdown headlines.

The defense made sure Arkansas didn't.

Malzahn said holding Arkansas to 25 yards rushing "was really unbelievable."

Auburn started fast. Real fast. The Tigers scored on their first play, then scored again and then again before the first quarter was done.

Auburn led 28-0 until Adam McFain hit a 54-yard field goal on the final play of the first half.

SCORING SUMMARY

#17 Arkansas.....	0	3	0	0	—	3
#21 Auburn.....	21	7	14	14	—	56

AU - Stove 78 yd run (Carlson kick), 1st, 11:00
 AU - Pettway 9 yd run (Carlson kick), 1st, 3:00
 AU - Truitt 20 yd run (Carlson kick), 1st, 0:57
 AU - Truitt 45 yd pass from White (Carlson kick), 2nd, 1:28
 AR - McFain 54 yd field goal, 2nd, 0:00
 AU - White 1 yd run (Carlson kick), 3rd, 6:06
 AU - Pettway 23 yd run (Carlson kick), 3rd, 0:42
 AU - Truitt 31 yd run (Carlson kick), 4th, 12:25
 AU - Martin 51 yd run (Carlson kick), 4th, 4:27

TEAM STATISTICS

	AR	AU
First Downs	14	26
Rushes-Yards	31-25	57-543
Passing Yards	190	89
Comp-Att-Int	18-33-1	7-12-0
Total Plays-Yards	64-215	69-632
Punts-Avg.	10-41.5	3-39.7
Fumbles/Lost	1/1	0/0
Penalties-Yards	4-29	2-10
3rd Down Conv.	3-of-15	7-of-12
Time of Possession	32:19	27:23

INDIVIDUAL STATISTICS

RUSHING: (AR) - Williams 13-22, Whaley 8-11, Mitchell 1-4, Hammonds 4-2, Allen 4-4, Storey 1-10. (AU) - Pettway 27-192 (2 TD), Stove 3-94 (TD), Martin 7-80 (TD), Truitt 8-78 (2 TD), White 4-61 (TD), Franklin III 1-1.
PASSING: (AR) - Allen 17-30-1-187, Storey 1-3-0-3. (AU) - White 6-11-0-77 (TD), Franklin III 1-1-0-12.
RECEIVING: (AR) - Hatcher 7-81, Morgan 4-42, Williams 2-19, Cornelius 2-17, Cantrell 2-15, Sprinkle 1-16. (AU) - R. Davis 3-15, Truitt 1-45 (TD), Stove 1-12, Craig-Myers 1-10, Cox 1-7.

That didn't matter. Auburn had done its damage by then, first when Eli Stove raced 78 yards for a touchdown on the Tigers' first snap. It was the first time Auburn had scored on its first snap of a game since Carnell Williams did it against Alabama in 2003.

The Tigers didn't stop there.

Pettway scored on a bulldozer 9-yard run eight minutes later. Then Stanton Truitt, the receiver-turned-running-back-turned-receiver scored two times in a row, first on a 20-yard run, then on a 45-yard pass from Sean White.

Truitt was virtually untouched on both plays as Auburn built a 28-0 lead.

All the while Arkansas was doing what it does best: Hogging the ball. At one point, Arkansas had held the ball 16 minutes, 27 seconds to Auburn's 5 minutes, 4 seconds -- yet the Tigers led 21-0.

Oct. 29, 2016 • ESPN • Vaught-Hemingway Stadium (65,927) • Oxford, Miss.

#15	AUBURN	40
	OLE MISS	29

GAME 8

Auburn rode the see-saw with Ole Miss forever, then came up big in the fourth quarter to score a 40-29 victory Saturday night for its fifth straight victory.

A crowd of 65,927 -- the second largest crowd in Vaught-Hemingway Stadium history -- was treated to all kinds of yardage and scores before Auburn took the lead and put the Rebels away despite a huge passing night from Ole Miss' Chad Kelly in a game in which the teams combined for more than 1,100 yards.

The craziness started in the first half and continued through the fourth quarter. Auburn finally took the lead, for good, on a 30-yard Daniel Carlson field goal to make it 30-29 with 12:25 left to play. He kicked a 47-yarder four minutes later just to make sure.

A big Josh Holsey interception -- a pick that coach Gus Malzahn said was the play of the game -- set up a 3-yard Kerryon Johnson touchdown, his second of the game, to make it 40-29 with 5:58 left.

That was after a wild first half that simply would not stop in the second half. A 15-yard touchdown pass from Sean White to Jalen Harris -- his first career reception -- gave Auburn a 27-22 lead with 3:11 left in the third quarter. But Kelly answered that for a 29-27 Ole Miss lead with a touchdown pass with 3:11 left in the third. He passed for 465 yards. Auburn's Kamryn Pettway countered with 236 yards rushing on 30 carries.

White passed for 247 yards and ran for 27 more.

The first half was a crazy see-saw affair. Each team scored every single time it had the ball -- nine times in all -- on the way to a 22-20 Ole Miss halftime lead. By the time it was over, Ole Miss had 32 first downs and Auburn had 26.

Ole Miss had 570 yards. Auburn had 554. But the Tigers adjusted along the way. The Rebels scored only once in the second half.

Kelly, already the SEC's leading passer, negated Auburn's strong defensive line with quick passes. He passed for 297 yards in the first half on the way to 465 on a whopping 59 attempts. Ole Miss rolled up 351 total yards in the first half. Auburn countered

with 272 yards, taking a different route to get there.

Pettway rushed for 148 yards and touchdown in the first half.

Try to keep up with this first half: Ole Miss led 6-0, trailed 7-6, led 13-7, then 13-10, then 16-10, then trailed 17-16, then led 19-17, then trailed 20-19, then led 22-20.

Ole Miss had the halftime lead thanks to three Gary Wunderlich field goals and a 15-yard touchdown pass to Evan Engram and a 26-yard touchdown pass to DaMarkus Lodge.

Auburn countered with a 41-yard touchdown run by Pettway, a 1-yard run by Johnson and two Carlson field goals.

Auburn didn't score on its first drive of the second half. Neither did Ole Miss, though the Rebels surely tried, getting all the way to the Auburn 3 before the Tigers stopped them on fourth-and-1 from the 3. That goal-line stand, and Holsey's interceptions, were the two most important plays of the game, Malzahn said.

SCORING SUMMARY

#15 Auburn.....	10	10	7	13	—	40
Ole Miss.....	13	9	7	0	—	29

OM - Engram 15 yd pass from Kelly (Wunderlich kick blocked), 1st, 11:12
 AU - Pettway 41 yd run (Carlson kick), 1st, 7:27
 OM - Lodge 26 yd pass from Kelly (Wunderlich kick), 1st, 5:36
 AU - Carlson 45 yd field goal, 1st, 1:50
 OM - Wunderlich 20 yd field goal, 2nd, 14:14
 AU - K. Johnson 1 yd run (Carlson kick), 2nd, 12:33
 OM - Wunderlich 49 yd field goal, 2nd, 7:10
 AU - Carlson 32 yd field goal, 2nd, 2:50
 OM - Wunderlich 26 yd field goal, 2nd, 0:05
 AU - Harris 15 yd pass from White (Carlson kick), 3rd, 3:11
 OM - Stringfellow 10 yd pass from Kelly (Wunderlich kick), 3rd, 1:30
 AU - Carlson 30 yd field goal, 4th, 12:25
 AU - Carlson 47 yd field goal, 4th, 8:13
 AU - K. Johnson 3 yd run (Carlson kick), 4th, 5:58

TEAM STATISTICS

	AU	OM
First Downs	26	32
Rushes-Yards	52-307	31-105
Passing Yards	247	465
Comp-Att-Int	15-22-0	26-59-1
Total Plays-Yards	74-554	90-570
Punts-Avg.	2-43.0	2-43.5
Fumbles/Lost	2/0	0/0
Penalties-Yards	4-30	6-35
3rd Down Conv.	7-of-14	7-of-16
Time of Possession	32:27	27:33

INDIVIDUAL STATISTICS

RUSHING: (AU) - Pettway 30-236 (TD), K. Johnson 11-42 (2 TD), White 5-27, Truitt 3-13, Stove 1-2. (OM) - Kelly 11-40, Judd 9-35, Brazley 8-27, Pellerin 3-3.
PASSING: (AU) - White 15-22-0-247 (TD). (OM) Kelly 36-59-1-465 (3 TD)
RECEIVING: (AU) - Stove 5-37, Slayton 3-53, K. Johnson 2-43, M. Davis 1-33, Smith 1-32, Truitt 1-25, Harris 1-15 (TD), Davis 1-9. (OM) - Engram 9-95 (TD), Adebayoje 4-76, Jefferson 4-41, Judd 4-35, Brown 3-48, Stringfellow 3-40 (TD), Lodge 3-39 (TD), Brazley 3-38, Pack 2-32, Zettergren 1-21.

2016 Auburn Football Game Recaps

Nov. 5, 2016 • ESPN • Jordan-Hare Stadium (87,451) • Auburn, Ala.

	VANDERBILT	16
#11	AUBURN	23

GAME 9

Sean White came off the bench to provide a spark, and Auburn ran its winning streak to six consecutive games with a 23-16 hard-fought victory over Vanderbilt in Jordan-Hare Stadium on Saturday.

White, usually Auburn's starting quarterback, didn't play in the first half while nursing an injury. He was fit to play in the second half.

Auburn, down 13-10 at the break, called on White to straighten things out. He did. So did Josh Holsey, whose interception in the final 30 seconds ended Vandy's hopes. Auburn improved to 7-2 overall and 5-1 in the Southeastern Conference. Vanderbilt fell to 3-4 overall and 1-4 in the league.

White took over for starter John Franklin III, who completed two of four passes in the second half. Auburn ran only 25 plays in the first two quarters, so the Tigers turned to White.

But he was well enough to help win the game.

Kamryn Pettway rushed for 173 yards to go over the 1,000-yard mark for the season, but hurt himself on a 61-yard run late in the game and Malzahn wouldn't guess whether his running back would be available for next Saturday's game at Georgia. Daniel Carlson kicked three field goals to become Auburn's all-time field goal kicker, now with 61 in his career.

White started the second half and quickly produced results, completing five straight passes on his first drive, including a 21-yard touchdown pass to Darius Slayton for a 17-13 lead. White was 7-of-7 passing before his first miss. But Daniel Carlson fixed that with his second field goal of the game, this time a 53-yarder, to put Auburn up 20-13 with 5:57 left in the third quarter.

Vandy's Tommy Openshaw made it 20-16, but Carlson stretched the lead on a 32-yard field goal with 11:01 left in the fourth quarter. The Tigers did all of that despite being

slowed by injuries before the game even started, then picking up more as the game played out.

Auburn didn't do much offensively in the first half on its 25 plays, though Kerryon Johnson still managed a touchdown on a 3-yard run, and Carlson hit a 45-yard field goal. But Vandy had success in the middle of the field, scoring on an 8-yard pass from Kyle Shurmur to Jared Pinkney, and two Tommy Openshaw field goals for a 13-10 lead at halftime.

Franklin provided a running spark early, using his quickness to lead Auburn in rushing in the first half with 59 yards. Pettway, the SEC's leading rusher, had a modest 52 yards in the first half. Franklin threw only four passes in the first half, hitting two of them for nine yards.

SCORING SUMMARY

Vanderbilt.....	3	10	0	3	—	16
#11 Auburn	7	3	10	3	—	23

VU - Openshaw 52 yd field goal, 1st, 12:16
 AU - K. Johnson 3 yd run (Carlson kick), 1st, 8:44
 VU - Pinkney 8 yd pass (Openshaw kick), 2nd, 11:04
 AU - Carlson 45 yd field goal, 2nd, 8:17
 VU - Openshaw 34 yd field goal, 2nd, 1:17
 AU - Slayton 21 yd pass (Carlson kick), 3rd, 10:38
 AU - Carlson 53 yd field goal, 3rd, 5:57
 VU - Openshaw 47 yd field goal, 4th, 13:28
 AU - Carlson 33 yd field goal, 4th, 11:01

TEAM STATISTICS

	VU	AU
First Downs	22	16
Rushes-Yards	33-120	45-271
Passing Yards	221	115
Comp-Att-Int	24-38-1	12-17-0
Total Plays-Yards	71-341	62-386
Punts-Avg.	4-41.8	2-46.5
Fumbles/Lost	2/0	2/1
Penalties-Yards	5-26	5-56
3rd Down Conv.	7-of-16	4-of-12
Time of Possession	35:09	24:51

INDIVIDUAL STATISTICS

RUSHING: (VU) - Webb 13-45, Blasingame 9-30, Sims 5-29, Sherfield 3-25, Lipscomb 1-2, Crawford 1-4, Shurmur 1-8. (AU) - Pettway 25-173, Franklin III 7-59, K. Johnson 9-36 (TD), White 1-5, Truitt 1-1, Stove 1-1.

PASSING: (VU) - Shurmur 24-36-1-221 (TD). (AU) - White 10-13-0-106 (TD), Franklin III 2-4-0-9.

RECEIVING: (VU) - Duncan 7-79, Scott 4-70, Lipscomb 3-25, Pinkney 3-17 (TD), Webb 2-3, Rayford 1-14, Sherfield 1-9, Rivers 1-6, McElwain 1-0, Blasingame 1-2. (AU) - Slayton 2-27 (TD), Smith 2-23, M. Davis 2-23, R. Davis 2-15, Stove 2-9, Cox 1-15, K. Johnson 1-3.

Nov. 12, 2016 • CBS • Sanford Stadium (92,746) • Athens, Ga.

#9	AUBURN	7
	GEORGIA	13

GAME 10

Auburn's offense got sidetracked without SEC leading rusher Kamryn Pettway as old rival Georgia knocked off the No. 9 Tigers 13-7 Saturday in Sanford Stadium.

Pettway, who has 1,106 yards rushing this season, didn't dress for the game because of a leg injury. The Tigers stumbled without him, especially in the second half.

The Tigers finished with 164 yards as Georgia snapped Auburn's six-game winning streak. The Tigers are 7-3 overall and 5-2 in the SEC.

Auburn led 7-0 at halftime, but Maurice Smith intercepted Sean White and returned it 34 yards for a touchdown just 23 seconds into the second half to tie it at 7-all.

The Tigers couldn't find their way in the third quarter, gaining just 19 yards. Georgia used that to finally take a 10-7 lead early in the fourth quarter when Rodrigo Blankenship kicked a 45-yard field goal. Blankenship missed a 49-yard try a few minutes later. But Georgia got the ball back, ate up the clock and added a late field goal.

Kerryon Johnson assumed his duties as Auburn's primary back, the one he had when the season began, with a workhorse 15 carries in the first half for 74 yards. He completed a pass and caught a pass, too. Auburn didn't stop there. Without Pettway, the Tigers pressed their play calling with an end around to Eli Stove, a 16-yard run by White and a 6-yard run by H-back Chandler Cox.

Yet, the Tigers had only 132 yards at half, and only 25 of those were by the pass.

Johnson took a direct snap and darted up the middle on a 3-yard touchdown run with 28 seconds left in the first quarter. The rest of the first half was played, mostly, between the 20s.

White was limited to seven throws and four completions. Georgia mixed it up with 17 pass attempts and 16 rushes. The Bulldogs won the stat battle in the first half by going for 161 yards.

But Auburn had the points and a 7-0 lead at halftime.

Johnson rushed 22 times for 99 yards. White was 6-of-20 passing for 27 yards.

SCORING SUMMARY

#9 Auburn	7	0	0	0	—	7
Georgia.....	0	0	7	6	—	13

AU - K. Johnson 3 yd run (Carlson kick), 1st, 0:28
 UGA - M. Smith 34 yd INT return (Blankenship kick), 3rd, 14:37
 UGA - Blankenship 45 yd field goal, 4th, 13:44
 UGA - Blankenship 21 yd field goal, 4th, 2:25

TEAM STATISTICS

	AU	UGA
First Downs	7	13
Rushes-Yards	32-127	43-135
Passing Yards	37	208
Comp-Att-Int	8-22-1	20-33-1
Total Plays-Yards	54-164	76-343
Punts-Avg.	8-44.1	6-33.7
Fumbles/Lost	1/0	1/0
Penalties-Yards	3-36	5-30
3rd Down Conv.	2-of-12	7-of-17
Time of Possession	20:51	39:09

INDIVIDUAL STATISTICS

RUSHING: (AU) - K. Johnson 22-99 (TD), Stove 1-12, Cox 1-6, Truitt 2-5, Franklin III 1-4, White 4-3. (UGA) - Chubb 23-101, Michel 10-55, Ridley 1-14, McKenzie 1-7, Herrien 2-2, Eason 2-18.

PASSING: (AU) - White 6-20-1-27, K. Johnson 2-2-0-10. (UGA) - Eason 20-31-0-208, Godwin 0-2-1-0.

RECEIVING: (AU) - Stove 2-13, K. Johnson 2-9, Stevens 1-14, R. Davis 1-9, Truitt 1-6, M. Davis 1-4. (UGA) - McKenzie 4-35, Godwin 4-11, Ridley 3-89, Nauta 3-43, Michel 3-18, Blazeovich 1-5, Woerner 1-4, Chubb 1-3.

2016 Auburn Football Game Recaps

Nov. 19, 2016 • SECN • Jordan-Hare Stadium (87,451) • Auburn, Ala.

ALABAMA A&M 0

#15 AUBURN 55

GAME 11

Jeremy Johnson went out in style in his last game in Jordan-Hare Stadium.

The Auburn senior quarterback ran a touchdown and threw for another in the game's first six minutes and accounted for three touchdowns in all to lead the Tigers to a 55-0 Senior Day victory over Alabama A&M, the last stop before next Saturday's Iron Bowl date with Alabama.

Johnson, subbing for the injured Sean White, was playing in his just his third game of the year after starting most of the games last year.

He wasn't at all rusty, hitting seven of his first eight passes. He finished rushing for two touchdowns and passed for another. His backup, John Franklin III, was just as sporty, as was backup running back Kam Martin and a lot of other Tigers. Don't forget the defense. It was Auburn's first shutout since 2008.

"It's very hard to shut people out in college football," said coach Gus Malzahn. "The defense played great all year. To get a shutout the last game is really special."

Auburn improved to 8-3, gaining 598 yards in the process. Alabama A&M, limited to 130 yards, fell to 4-7.

Auburn honored Johnson and 19 other seniors, and redshirt junior Carl Lawson, in pregame Senior Day ceremonies. Johnson took it all to heart. Kam Martin, too, who rushed for 172 yards, all in the second half.

The Tigers didn't fool around, scoring on their first two possessions with Johnson looking sharp from the game's first play. He was 13-of-18 passing at the half despite a couple of drops. He finished hitting 14 of 19 passes for 147 yards, and rushed for 42 yards for good measure.

Johnson accounted for two early touchdowns, one on a 7-yard run, another on a 14-yard pass to Kyle Davis.

Kerryon Johnson scored on a 2-yard run with 3:51 left in the second quarter, and Daniel Carlson's 41-yard field goal two minutes later made it 24-0 at halftime.

Jeremy Johnson scored on a 1-yard run early in the third quarter to make it 31-0.

Reserve quarterback John Franklin III replaced Johnson and promptly ripped off a 45-yard run. Martin scored on an 18-yard run on the next play to make it 38-0. Franklin raced 39 yards for a touchdown just a few minutes later.

Daniel Carlson hit a 19-yard field goal to make it 48-0 with 42 seconds left in the third quarter. Martin scored again on 17-yard with 9:52 remaining. That was plenty.

Auburn didn't have SEC leading rusher Kamryn Pettway for the second straight game, so the Tigers turned to Kerryon Johnson to carry the load in the first half. He carried it 18 times for 108 yards. Jeremy Johnson rushed for 39 more.

SCORING SUMMARY

Alabama A&M.....	0	0	0	0	—	0
#15 Auburn.....	14	10	24	7	—	55

AU - J. Johnson 7 yd run (Carlson kick), 1st, 11:22
 AU - Davis 14 yd pass from J. Johnson (Carlson kick), 1st, 9:11
 AU - K. Johnson 2 yd run (Carlson kick), 2nd, 3:51
 AU - Carlson 41 yd field goal, 2nd, 1:30
 AU - J. Johnson 1 yd run (Carlson kick), 3rd, 9:50
 AU - Martin 18 yd run (Carlson kick), 3rd, 8:50
 AU - Franklin 39 yd run (Carlson kick), 3rd, 7:16
 AU - Carlson 19 yd field goal, 3rd, 0:42
 AU - Martin 17 yd run (Carlson kick), 4th, 9:52

TEAM STATISTICS

	AAMU	AU
First Downs	9	27
Rushes-Yards	24-27	59-451
Passing Yards	103	147
Comp-Att-Int	15-39-2	14-20-0
Total Plays-Yards	63-130	79-598
Punts-Avg.	12-32.5	3-38.7
Fumbles/Lost	0/0	1/1
Penalties-Yards	6-35	5-50
3rd Down Conv.	4-of-19	6-of-15
Time of Possession	27:29	32:31

INDIVIDUAL STATISTICS

RUSHING: (AAMU) - Ballard 12-29, Bentley 6-3, Brower 4-0, McKenzie 1-1, Harris 1--4. (AU) - Martin 21-176 (2 TD), K. Johnson 18-108 (TD), Franklin III 4-81 (TD), J. Johnson 6-42 (2 TD), Chambers 4-20, Queen 1-11, Lewis 3-7, Ford 2-6.

PASSING: (AAMU) - Ballard 15-39-2-103. (AU) - Johnson 14-19-0-147 (TD)

RECEIVING: (AAMU) - McKenzie 5-47, Randolph 3-18, Dorsey 3-15, Clash 2-13, O. Williams 2-10. (AU) - Stevens 4-44, Slayton 3-41, Stove 3-7, K. Johnson 2-16, Ford 1-25, K. Davis 1-14 (TD).

Nov. 26, 2016 • CBS • Bryant-Denny Stadium (101,821) • Tuscaloosa, Ala.

#16 AUBURN 12

#1 ALABAMA 30

GAME 12

Auburn's defense kept it close into the third quarter, but it couldn't stop Alabama from breaking away for a 30-12 victory in the Iron Bowl in Bryant-Denny Stadium on Saturday.

Auburn was close at the half, trailing 13-9. But Alabama scored two touchdowns in the first 10 minutes of the third quarter to go up 27-9. It was enough as the Tigers played without injured starting quarterback Sean White for the second straight week.

No. 1 Alabama improved to 12-0. No. 13 Auburn fell to 8-4 and now will wait to see where it will go bowling.

Alabama had most of the yards in the first half, but Auburn was right there. But the game turned in the third quarter. Jalen Hurts' 38-yard touchdown pass to ArDarius Stewart made it Alabama 27, Auburn 9 with 5:16 left in the third quarter. Daniel Carlson's fourth field goal of the game, a 27-yarder, cut the lead to 27-12.

"I am proud of our guys the way they competed," said Auburn coach Gus Malzahn. "The defense played extremely well until they got worn down."

Auburn's defense tried, but tired as Alabama ran 81 plays to the Tigers' 45. Alabama had the ball twice as long as Auburn.

"Offensively, we just didn't get first downs.

"We didn't get it done late."

Auburn did the most with a limited offense in the first half. Alabama outgained Auburn 263-31 in the first two quarters, yet the Tigers were very much in the game, trailing 13-9 thanks to three Carlson field goals.

Stephen Roberts set up one of those with a 58-yard punt return. Auburn recovered a fumble to set up another. The next was the longest drive of the first half, 19 yards.

Carlson hit field goals of 42, 52 and 39 yards. Alabama countered with two Adam Griffith field goals and a 17-yard touchdown pass from Jalen Hurts to Damien Harris.

Hurts scored on a 4-yard run and then threw a 38-yard touchdown pass to ArDarius Stewart to make it 27-9 with 5:16 left in the third quarter.

SCORING SUMMARY

#16 Auburn.....	3	6	3	0	—	12
#1 Alabama.....	10	3	14	3	—	30

AU - Carlson 42 yd field goal, 1st, 12:31
 UA - Griffith 29 yd field goal, 1st, 5:40
 UA - Harris 17 yd pass from Hurts (Griffith kick), 1st, 2:49
 AU - Carlson 52 yd field goal, 2nd, 13:38
 AU - Carlson 39 yd field goal, 2nd, 3:30
 UA - Griffith 25 yd field goal, 2nd, 0:16
 UA - Hurts 4 yd run (Griffith kick), 3rd, 9:58
 UA - A. Stewart 38 yd pass from Hurts (Griffith kick), 3rd, 5:16
 AU - Carlson 27 yd field goal, 3rd, 2:11
 UA - Griffith 34 yd field goal, 4th, 12:46

TEAM STATISTICS

	AU	UA
First Downs	7	26
Rushes-Yards	26-66	44-203
Passing Yards	116	298
Comp-Att-Int	7-19-1	28-37-2
Total Plays-Yards	45-182	81-501
Punts-Avg.	4-39.2	2-39.5
Fumbles/Lost	0/0	4/0
Penalties-Yards	4-19	4-28
3rd Down Conv.	2-of-12	8-of-16
Time of Possession	19:31	40:29

INDIVIDUAL STATISTICS

RUSHING: (AU) - K. Johnson 8-39, Pettway 12-17, Franklin III 3-14, J. Johnson 2--1. (UA) - Scarbrough 17-90, Harris 9-47, Hurts 12-37 (TD), Jacobs 5-32.

PASSING: (AU) - J. Johnson 4-13-0-34, Franklin III 2-4-0-85, Cox 1-2-1-(-3). (UA) - Hurts 27-36-2-286 (2 TD), A. Stewart 1-1-0-12.

RECEIVING: (AU) - Stove 4-87, Hastings 1-27, Smith 1-5, Franklin III 1--3. (UA) - A. Stewart 10-127 (TD), Howard 5-45, Ridley 5-44, Harris 3-22 (TD), Diggs 2-10, Jacobs 1-30, Dieter 1-12, Sims 1-8.

"It was an uphill battle from then," Malzahn said. "The defense was on the field too long. That was really the story of the day."

The longest pass play of the season, a 55-yard from John Franklin III to Eli Stove, then set up Carlson's fourth field goal to cut it to 27-12. That was the 67th field goal of his career, moving him up to eighth best in SEC history.

Griffith's third field goal made it 30-12 with 12:46 left in the fourth.

Auburn ran just 20 plays in the first half. Alabama ran 44 plays, 26 of which were passes.

Kamryn Pettway, the SEC's leading rusher who had been sidelined the previous two games with a leg injury, had 11 rushing yards in the first half. He finished with 17 yards.

"Obviously, he's not 100 percent. But he wanted to play," Malzahn said.

2016 Statistics

RECORD.....	OVERALL	HOME	AWAY	NEUTRAL
ALL GAMES.....	8-4-0	6-2-0	2-2-0	0-0-0
CONFERENCE.....	5-3-0	3-1-0	2-2-0	0-0-0
NON-CONFERENCE.....	3-1-0	3-1-0	0-0-0	0-0-0

DATE	OPPONENT	W/L	SCORE	ATTEND
9/3/2016.....	#2 Clemson	L	19-13	87,451 (c)
9/10/2016.....	Arkansas State	W	51-14	86,825
9/17/2016.....	#17 Texas A&M*	L	29-16	87,175
9/24/2016.....	#18 LSU*	W	18-13	87,451 (c)
10/1/2016.....	ULM	W	58-7	84,243
10/8/2016.....	at Mississippi State*	W	38-14	60,102
10/22/2016.....	#17 Arkansas*	W	56-3	87,451 (c)
10/29/2016.....	at Ole Miss*	W	40-29	65,927 (c)
11/5/2016.....	Vanderbilt*	W	23-16	87,451 (c)
11/12/2016.....	at Georgia*	L	13-7	92,746 (c)
11/19/2016.....	Alabama A&M	W	55-0	87,451 (c)
11/27/2016.....	at #1 Alabama*	L	30-12	101,821 (c)

*SEC game

RUSHING.....	GP	Att	Gain	Loss	Net	Avg	TD	Long	Avg/G
Kamryn Pettway.....	9	185	1137	14	1123	6.1	7	64	124.8
Kerryon Johnson.....	11	173	881	19	862	5.0	11	47	78.4
John Franklin III.....	12	41	434	20	414	10.1	2	80	34.5
Kam Martin.....	10	44	320	0	320	7.3	3	51	32.0
Stanton Truitt.....	10	31	193	6	187	6.0	2	31	18.7
Sean White.....	10	52	263	115	148	2.8	2	41	14.8
Eli Stove.....	11	9	126	3	123	13.7	1	78	11.2
Malik Miller.....	3	16	74	5	69	4.3	1	14	23.0
Damian Lewis.....	2	8	28	0	28	3.5	0	13	14.0
Jeremy Johnson.....	4	14	51	28	23	1.6	2	31	5.8
Daniel Carlson.....	12	1	20	0	20	20.0	1	20	1.7
Cedric Chambers.....	1	4	20	0	20	5.0	0	7	20.0
Chandler Cox.....	11	6	13	1	12	2.0	0	6	1.1
Tyler Queen.....	2	1	11	0	11	11.0	0	11	5.5
Ryan Davis.....	12	2	8	2	6	3.0	0	8	0.5
Johnathan Ford.....	12	2	6	0	6	3.0	0	3	0.5
Jason Smith.....	10	1	0	0	0	0.0	0	0	0.0
TEAM.....	10	9	0	30	-30	-3.3	0	0	-3.0
Total.....	12	599	3585	243	3342	5.6	32	80	278.5
Opponents.....	12	419	1814	316	1498	3.6	5	89	124.8

PASSING.....	G	Effic	Cmp-Att-Int	Pct	Yds	TD	Lng	Avg/G
Sean White.....	10	146.87	129-198-3	65.2	1644	9	48	164.4
Jeremy Johnson.....	4	109.73	22-38-1	57.9	219	1	27	54.8
John Franklin III.....	12	154.40	11-19-0	57.9	179	1	55	14.9
TEAM.....	10	0.00	0-3-0	0.0	0	0	0	0.0
Chandler Cox.....	11	-62.60	1-2-1	50.0	-3	0	0	-0.3
Kerryon Johnson.....	11	142.00	2-2-0	100.0	10	0	6	0.9
Total.....	12	138.71	165-262-5	63.0	2049	11	55	170.8
Opponents.....	12	112.78	251-438-11	57.3	2683	12	68	223.6

RECEIVING.....	G	No.	Yds	Avg	TD	Long	Avg/G
Tony Stevens.....	10	29	466	16.1	3	48	46.6
Ryan Davis.....	12	25	194	7.8	1	23	16.2
Eli Stove.....	11	19	185	9.7	0	55	16.8
Marcus Davis.....	10	17	160	9.4	0	33	16.0
Kerryon Johnson.....	11	16	120	7.5	0	37	10.9
Darius Slayton.....	12	14	236	16.9	1	36	19.7
Kyle Davis.....	12	11	235	21.4	2	48	19.6
Will Hastings.....	10	10	95	9.5	1	29	9.5
Stanton Truitt.....	10	6	96	16.0	1	45	9.6
Jason Smith.....	10	4	60	15.0	0	32	6.0
Chandler Cox.....	11	4	41	10.2	0	15	3.7
Nate Craig-Myers.....	10	3	58	19.3	1	39	5.8
Kam Martin.....	10	2	52	26.0	0	42	5.2
Kamryn Pettway.....	9	2	14	7.0	0	9	1.6
Johnathan Ford.....	12	1	25	25.0	0	25	2.1
Jalen Harris.....	12	1	15	15.0	1	15	1.2
John Franklin III.....	12	1	-3	-3.0	0	0	-0.2
Total.....	12	165	2049	12.4	11	55	170.8
Opponents.....	12	251	2683	10.7	12	68	223.6

TEAM STATISTICS.....	AUBURN.....	OPP
SCORING.....	387	187
Points Per Game.....	32.2	15.6
Points Off Turnovers.....	76	20
FIRST DOWNS.....	264	222
Rushing.....	159	84
Passing.....	90	123
Penalty.....	15	15
RUSHING YARDAGE.....	3342	1498
Yards gained rushing.....	3585	1814
Yards lost rushing.....	243	316
Rushing Attempts.....	599	419
Average Per Rush.....	5.6	3.6
Average Per Game.....	278.5	124.8
TDs Rushing.....	32	5
PASSING YARDAGE.....	2049	2683
Comp-Att-Int.....	165-262-5	251-438-11
Average Per Pass.....	7.8	6.1
Average Per Catch.....	12.4	10.7
Average Per Game.....	170.8	223.6
TDs Passing.....	11	12
TOTAL OFFENSE.....	5391	4181
Total Plays.....	861	857
Average Per Play.....	6.3	4.9
Average Per Game.....	449.2	348.4
KICK RETURNS: #-Yards.....	20-389	18-325
PUNT RETURNS: #-Yards.....	15-169	5-17
INT RETURNS: #-Yards.....	11-83	5-50
KICK RETURN AVERAGE.....	19.5	18.1
PUNT RETURN AVERAGE.....	11.3	3.4
INT RETURN AVERAGE.....	7.5	10.0
FUMBLES-LOST.....	18-8	19-6
PENALTIES-Yards.....	55-412	69-539
Average Per Game.....	34.3	44.9
PUNTS-Yards.....	43-1748	69-2694
Average Per Punt.....	40.7	39.0
Net punt average.....	38.9	35.1
KICKOFFS-Yards.....	79-5031	50-3106
Average Per Kick.....	63.7	62.1
Net kick average.....	40.6	41.8
TIME OF POSSESSION/Game.....	29:23	30:37
3RD-DOWN Conversions.....	71/167	65/191
3rd-Down Pct.....	43%	34%
4TH-DOWN Conversions.....	7/18	11/22
4th-Down Pct.....	39%	50%
SACKS BY-Yards.....	25-161	19-137
MISC YARDS.....	14	10
TOUCHDOWNS SCORED.....	44	18
FIELD GOALS-ATTEMPTS.....	26-30	21-27
ON-SIDE KICKS.....	0-1	0-0
RED-ZONE SCORES.....	(45-52) 87%	(27-38) 71%
RED-ZONE TOUCHDOWNS.....	(29-52) 56%	(13-38) 34%
PAT-ATTEMPTS.....	(43-43) 100%	(16-18) 89%
ATTENDANCE.....	695498	320596
Games/Avg Per Game.....	8/86937	4/80149
Neutral Site Games.....	0/0	0/0

SCORE BY QUARTERS.....	1st	2nd	3rd	4th	Total
Auburn.....	114	107	99	67	387
Opponents.....	43	55	54	35	187

PUNT RETURNS.....	No.	Yds	Avg	TD	Long
Marcus Davis.....	10	71	7.1	0	25
Stephen Roberts.....	5	98	19.6	0	58
Total.....	15	169	11.3	0	58
Opponents.....	5	17	3.4	0	20

2016 Statistics

INTERCEPTIONS..... No.	Yds	Avg	TD	Long
Joshua Holsey..... 3	47	15.7	0	47
Javaris Davis..... 2	0	0.0	0	0
Daniel Thomas..... 2	29	14.5	0	29
Stephen Roberts..... 2	0	0.0	0	0
Tray Matthews..... 1	0	0.0	0	0
Montravius Adams..... 1	7	7.0	0	7
Total..... 11	83	7.5	0	47
Opponents..... 5	50	10.0	1	34

KICK RETURNS..... No.	Yds	Avg	TD	Long
Kerryon Johnson..... 10	235	23.5	0	42
Johnathan Ford..... 8	127	15.9	0	25
Jason Smith..... 1	20	20.0	0	20
Kam Martin..... 1	7	7.0	0	7
Total..... 20	389	19.5	0	42
Opponents..... 18	325	18.1	0	43

FUMBLE RETURNS..... No.	Yds	Avg	TD	Long
Montravius Adams..... 1	13	13.0	1	13
Total..... 1	13	13.0	1	13
Opponents..... 0	0	0.0	0	0

FIELD GOAL RETURNS..... No.	Yds	Avg	TD	Long
Total..... 0	0	0.0	0	--
Opponents..... 0	0	0.0	1	0

SCORING..... TD	FGs	PATs					DXP	Saf	Points
		Kick	Rush	Rcv	Pass				
Daniel Carlson..... 1	26-30	43-43	0-0	0	0-0	0	0	127	
Kerryon Johnson..... 11	0-0	0-0	0-0	0	0-0	0	0	66	
Kamryn Pettway..... 7	0-0	0-0	0-0	0	0-0	0	0	42	
Tony Stevens..... 3	0-0	0-0	0-0	0	0-0	0	0	18	
Stanton Truitt..... 3	0-0	0-0	0-0	0	0-0	0	0	18	
Kam Martin..... 3	0-0	0-0	0-0	0	0-0	0	0	18	
Sean White..... 2	0-0	0-0	0-0	0	0-0	0	0	12	
John Franklin III..... 2	0-0	0-0	0-0	0	0-1	0	0	12	
Jeremy Johnson..... 2	0-0	0-0	0-0	0	0-0	0	0	12	
Kyle Davis..... 2	0-0	0-0	0-0	0	0-0	0	0	12	
Malik Miller..... 1	0-0	0-0	0-0	0	0-0	0	0	6	
Ryan Davis..... 1	0-0	0-0	0-0	0	0-0	0	0	6	
Jalen Harris..... 1	0-0	0-0	0-0	0	0-0	0	0	6	
Nate Craig-Myers..... 1	0-0	0-0	0-0	0	0-0	0	0	6	
Will Hastings..... 1	0-0	0-0	0-0	0	0-0	0	0	6	
Darius Slayton..... 1	0-0	0-0	0-0	0	0-0	0	0	6	
Eli Stove..... 1	0-0	0-0	0-0	0	0-0	0	0	6	
Montravius Adams..... 1	0-0	0-0	0-0	0	0-0	0	0	6	
Gary Walker..... 0	0-0	0-0	0-0	0	0-0	0	1	2	
Total..... 44	26-30	43-43	0-0	0	0-1	0	1	387	
Opponents..... 18	21-27	16-18	0-0	0	0-0	0	0	187	

TOTAL OFFENSE..... G	Plays	Rush	Pass	Total	Avg/G
Sean White..... 10	250	148	1644	1792	179.2
Kamryn Pettway..... 9	185	1123	0	1123	124.8
Kerryon Johnson..... 11	175	862	10	872	79.3
John Franklin III..... 12	60	414	179	593	49.4
Kam Martin..... 10	44	320	0	320	32.0
Jeremy Johnson..... 4	52	23	219	242	60.5
Stanton Truitt..... 10	31	187	0	187	18.7
Eli Stove..... 11	9	123	0	123	11.2
Malik Miller..... 3	16	69	0	69	23.0
Damian Lewis..... 2	8	28	0	28	14.0
Cedric Chambers..... 1	4	20	0	20	20.0
Daniel Carlson..... 12	1	20	0	20	1.7
Tyler Queen..... 2	1	11	0	11	5.5
Chandler Cox..... 11	8	12	-3	9	0.8
Ryan Davis..... 12	2	6	0	6	0.5
Johnathan Ford..... 12	2	6	0	6	0.5
TEAM..... 10	12	-30	0	-30	-3.0
Total..... 12	861	3342	2049	5391	449.2
Opponents..... 12	857	1498	2683	4181	348.4

FIELD GOALS.....FGM-FGA	Pct	01-19	20-29	30-39	40-49	50-99	Lg	Blk
Daniel Carlson..... 26-30	86.7	2-2	5-5	9-10	6-6	4-7	53	2

FG SEQUENCE	Auburn	OPPONENTS
Clemson	(53),(32)	(30),(40)
Arkansas State	(18),(37),(42)	41
Texas A&M	(37)	(46),(35),(31),(25),(26)
LSU	(51),(29),(29),(31),(37),(29)	51,(29),(25)
ULM	56	42
Mississippi State	(25)	28
Arkansas	-	(54)
Ole Miss	(45),(32),(30),(47)	(20),(49),(26)
Vanderbilt	(45),(53),(33),35	(52),(34),(47)
Georgia	-	(45),49,(21)
Alabama A&M	(41),54,(19)	37
Alabama	(42),(52),(39),52,(27)	(29),(25),(34)

Numbers in (parentheses) indicate field goal was made.

PUNTING..... No.	Yds	Avg	Long	TB	FC	I20	50+	Blkd
Kevin Phillips..... 40	1656	41.4	68	3	24	12	6	0
Ian Shannon..... 3	92	30.7	37	0	2	2	0	0
Total..... 43	1748	40.7	68	3	26	14	6	0
Opponents..... 69	2694	39.0	59	5	27	16	11	0

KICKOFFS..... No.	Yds	Avg	TB	OB	Retn	Net	YdLn
Daniel Carlson..... 68	4323	63.6	54	0			
Ian Shannon..... 11	708	64.4	6	0			
Total..... 79	5031	63.7	60	0	325	40.6	24
Opponents..... 50	3106	62.1	25	4	389	41.8	23

ALL PURPOSE..... G	Rush	Rec	PR	KOR	IR	Tot	Avg/G
Kerryon Johnson..... 11	862	120	0	235	0	1217	110.6
Kamryn Pettway..... 9	1123	14	0	0	0	1137	126.3
Tony Stevens..... 10	0	466	0	0	0	466	46.6
John Franklin III..... 12	414	-3	0	0	0	411	34.2
Kam Martin..... 10	320	52	0	7	0	379	37.9
Eli Stove..... 11	123	185	0	0	0	308	28.0
Stanton Truitt..... 10	187	96	0	0	0	283	28.3
Darius Slayton..... 12	0	236	0	0	0	236	19.7
Kyle Davis..... 12	0	235	0	0	0	235	19.6
Marcus Davis..... 10	0	160	71	0	0	231	23.1
Ryan Davis..... 12	6	194	0	0	0	200	16.7
Johnathan Ford..... 12	6	25	0	127	0	158	13.2
Sean White..... 10	148	0	0	0	0	148	14.8
Stephen Roberts..... 11	0	0	98	0	0	98	8.9
Will Hastings..... 10	0	95	0	0	0	95	9.5
Jason Smith..... 10	0	60	0	20	0	80	8.0
Malik Miller..... 3	69	0	0	0	0	69	23.0
Nate Craig-Myers..... 10	0	58	0	0	0	58	5.8
Chandler Cox..... 11	12	41	0	0	0	53	4.8
Joshua Holsey..... 11	0	0	0	0	47	47	4.3
Daniel Thomas..... 10	0	0	0	0	29	29	2.9
Damian Lewis..... 2	28	0	0	0	0	28	14.0
Jeremy Johnson..... 4	23	0	0	0	0	23	5.8
Cedric Chambers..... 1	20	0	0	0	0	20	20.0
Daniel Carlson..... 12	20	0	0	0	0	20	1.7
Jalen Harris..... 12	0	15	0	0	0	15	1.2
Tyler Queen..... 2	11	0	0	0	0	11	5.5
Montravius Adams..... 12	0	0	0	0	7	7	0.6
TEAM..... 10	-30	0	0	0	0	-30	-3.0
Total..... 12	3342	2049	169	389	83	6032	502.7
Opponents..... 12	1498	2683	17	325	50	4573	381.1

2016 Statistics

DEFENSIVE LEADERS.....	GP-S	-----Tackles-----			TFL/Yds	-Sacks-	-----Pass Def-----			---Fumbles---		Blkd Kick	Saf
		Solo	Ast	Total			No-Yards	Int-Yds	BrUp	QBH	Rcv-Yds		
28 Tray Matthews.....	12-12	42	31	73	1.0-0	.	1-0	3	2	.	1	.	.
30 Tre' Williams.....	10-6	34	29	63	3.5-7	1.0-3	.	2	4	.	1	.	.
23 Johnathan Ford.....	12-10	38	21	59	5.5-25	.	.	7	3	1-0	.	.	.
57 Deshaun Davis.....	12-12	29	26	55	7.0-14	.	.	3	5
14 Stephen Roberts.....	11-7	27	22	49	1.5-3	.	2-0	2	1
49 Darrell Williams.....	12-9	33	16	49	3.0-5	.	.	2	5	.	1	.	.
6 Carlton Davis.....	11-10	35	7	42	2.0-8	.	.	10	.	.	1	.	.
1 Montravius Adams.....	12-12	23	16	39	8.5-45	4.5-29	1-7	2	15	2-13	1	2	.
3 Marlon Davidson.....	12-12	21	14	35	6.0-24	2.5-16	.	3	6	1-0	1	.	.
31 Javaris Davis.....	12-4	26	6	32	6.0-14	1.0-6	2-0	6
17 TJ Neal.....	11-0	17	12	29	1.5-3
55 Carl Lawson.....	12-12	14	14	28	12.5-75	9.0-62	.	.	24	.	1	.	.
19 Nick Ruffin.....	10-3	18	9	27	1.0-4	.	.	3	1
15 Joshua Holsey.....	11-10	23	2	25	1.0-2	.	3-47	10
48 Montavious Atkinson.....	11-1	18	7	25	4.5-15
95 Dontavious Russell.....	12-12	8	17	25	.	.	.	2	6
24 Daniel Thomas.....	10-0	10	5	15	1.5-2	.	2-29	1
94 Devaroe Lawrence.....	11-0	9	4	13	3.0-12	1.0-10	.	.	1
90 Maurice Swain.....	12-0	6	7	13	1.5-2	.	.	3	1	.	.	1	.
4 Jeff Holland.....	12-0	9	2	11	2.0-12	2.0-12	.	.	7	1-0	.	.	.
79 Andrew Williams.....	12-0	6	5	11	2.5-12	2.5-12	.	.	1
5 Derrick Brown.....	12-0	3	8	11	2.0-12	1.5-11	.	1	.	1-0	.	.	.
26 Marshall Taylor.....	11-0	7	1	8	.	.	.	3
9 Byron Cowart.....	10-0	5	1	6	1.0-2	1	.	.
11 Markell Boston.....	12-0	6	.	6
36 Michael Sherwood.....	3-0	3	.	3
42 Tre Threat.....	12-0	2	1	3	1.0-4
10 Paul James.....	3-0	3	.	3	1.0-6	.	.	1	1
97 Gary Walker.....	3-0	2	.	2	1.0-1	.	.	.	1	.	.	.	1
51 Richard McBryde.....	9-0	2	.	2	.	.	.	1
47 Cameron Toney.....	6-0	.	2	2	2
22 John Broussard.....	7-0	1	1	2	.	.	.	1
12 Eli Stove.....	11-5	2	.	2
21 Kerryon Johnson.....	11-6	1	.	1
4 Jason Smith.....	10-1	1	.	1
13 TJ Davis.....	12-0	.	1	1
89 Griffin King.....	5-0	1	.	1
93 Tyler Carter.....	3-0	1	.	1
41 Greg Hall Jr.....	9-0	1	.	1	.	.	.	1
25 Austin Dupper.....	4-0	1	.	1
38 Daniel Carlson.....	12-0	1	.	1
Total.....	12-0	489	287	776	81-309	25-161	11-83	67	86	6-13	8	3	1
Opponents.....	12-0	518	394	912	68.0-247	19-137	5-50	31	39	8-0	10	2	.

SPECIAL TEAMS TACKLES

SPECIAL TEAMS	-----Tackles-----			SPECIAL TEAMS	-----Tackles-----		
	Total	KO	Punt		Total	KO	Punt
TJ Neal.....	3	3	0	Tre Williams.....	1	0	1
Darrell Williams.....	2	2	0	Daniel Carlson.....	1	1	0
Markell Boston.....	2	2	0	Tray Matthews.....	1	1	0
Marshall Taylor.....	2	2	0	John Broussard.....	1	1	0
Eli Stove.....	2	2	0	Montavious Atkinson.....	1	1	0
Johnathan Ford.....	2	1	1	Daniel Thomas.....	1	1	0
Austin Dupper.....	1	1	0	Javaris Davis.....	1	1	0
Griffin King.....	1	1	0	Stephen Roberts.....	1	0	1
Jason Smith.....	1	1	0	TOTALS.....	24	21	3

2016 Scoring Drives

Plays	Yards	TOP	Qtr	Scoring Play
CLEMSON				
12	44	4:51	2	Daniel Carlson 53 yd field goal
7	35	2:57	4	Daniel Carlson 32 yd field goal
4	36	1:22	4	Kerryon Johnson 9 yd run (Carlson kick)
Total	23	115	9:10	(3 scoring drives)
Avg.	7.6	38.3	3:03	(Season: 3 scoring drives, 23 plays, 115 yds)

Plays	Yards	TOP	Qtr	Scoring Play
ARKANSAS STATE				
4	66	0:50	1	Kerryon Johnson 47 yd run (Carlson kick)
6	65	1:49	1	Kerryon Johnson 1 yd run (Carlson kick)
9	53	2:16	2	Tony Stevens 24 yd pass from White (Carlson kick)
10	72	4:26	2	Daniel Carlson 20 yd run (Carlson kick)
9	80	3:15	2	Will Hastings 29 yd pass from White (Carlson kick)
3	65	0:20	2	Daniel Carlson 18 yd field goal
9	60	3:31	3	Daniel Carlson 37 yd field goal
10	82	4:35	3	Tony Stevens 8 yd pass from White (Carlson kick)
7	51	4:05	4	Daniel Carlson 42 yd field goal
Total	67	594	25:07	(9 scoring drives)
Avg.	7.4	66.0	2:47	(Season: 12 scoring drives, 90 plays, 709 yds)

Plays	Yards	TOP	Qtr	Scoring Play
TEXAS A&M				
9	80	2:26	1	Kamryn Pettway 1 yd run (Carlson kick)
8	55	1:52	2	Daniel Carlson 37 yd field goal
11	66	3:41	4	Kerryon Johnson 2 yd run (Carlson kick)
Total	28	201	7:59	(3 scoring drives)
Avg.	9.3	67.0	2:40	(Season: 15 scoring drives, 118 plays, 910 yds)

Plays	Yards	TOP	Qtr	Scoring Play
LSU				
7	17	2:17	1	Daniel Carlson 51 yd field goal
15	67	5:21	2	Daniel Carlson 29 yd field goal
8	54	3:03	2	Daniel Carlson 29 yd field goal
9	72	3:09	3	Daniel Carlson 31 yd field goal
10	55	4:56	4	Daniel Carlson 37 yd field goal
11	51	6:05	4	Daniel Carlson 29 yd field goal
Total	60	316	24:51	(6 scoring drives)
Avg.	10.0	52.7	4:08	(Season: 21 scoring drives, 178 plays, 1226 yds)

Plays	Yards	TOP	Qtr	Scoring Play
ULM				
11	70	3:53	1	Sean White 3 yd run (Carlson kick)
4	83	1:00	1	Kyle Davis 48 yd pass from S. White (Carlson kick)
10	72	2:51	2	Kerryon Johnson 1 yd run (Carlson kick)
7	66	2:38	2	Kerryon Johnson 2 yd run (Carlson kick)
7	88	2:26	3	T. Stevens 48 yd pass from S. White (Carlson kick)
8	76	3:08	3	Malik Miller 4 yd run (Carlson kick)
2	85	0:39	3	John Franklin III 80 yd run (Carlson kick)
8	75	2:56	3	Craig Myers 39 yd pass fr. Franklin (Carlson kick)
--	--	--	4	Gary Walker, Jr. safety
Total	57	615	19:31	(8 scoring drives)
Avg.	7.1	76.9	2:23	(Season: 29 scoring drives, 235 plays, 1841 yds)

Plays	Yards	TOP	Qtr	Scoring Play
MISS STATE				
9	80	3:12	1	Ryan Davis 3 yd pass from S. White (Carlson kick)
12	79	4:17	1	Kamryn Pettway 1 yd run (Carlson kick)
12	60	4:05	2	Kamryn Pettway 3 yd run (Carlson kick)
4	45	1:01	2	Kamryn Pettway 2 yd run (Carlson kick)
--	--	--	2	Montravius Adams 13 yd fumble recovery (Carlson)
14	67	8:35	4	Daniel Carlson 25 yd field goal
Total	51	331	21:10	(5 scoring drives)
Avg.	10.2	66.2	4:14	(Season: 34 scoring drives, 286 plays, 2172 yds)

Plays	Yards	TOP	Qtr	Scoring Play
ARKANSAS				
1	78	0:11	1	Eli Stove 78 yd run (Carlson kick)
10	91	2:39	1	Kamryn Pettway 9 yd run (Carlson kick)
2	27	0:57	1	Stanton Truitt 20 yd run (Carlson kick)
5	80	2:12	2	S. Truitt 45 yd pass from Sean White (Carlson kick)
15	86	5:20	3	Sean White 1 yd run (Carlson kick)
7	69	2:44	3	Kamryn Pettway 23 yd run (Carlson kick)
5	58	2:15	4	Stanton Truitt 31 yd run (Carlson kick)
3	67	1:33	4	Kam Martin 51 yd run (Carlson kick)
Total	48	556	17:51	(8 scoring drives)
Avg.	6.0	69.5	2:14	(Season: 42 scoring drives, 334 plays, 2728 yds)

Plays	Yards	TOP	Qtr	Scoring Play
OLE MISS				
10	90	3:40	1	Kamryn Pettway 41 yd run (Carlson kick)
1	47	3:46	1	Daniel Carlson 45 yd field goal
15	75	1:41	2	Kerryon Johnson 1 yd run (Carlson kick)
10	60	4:20	2	Daniel Carlson 32 yd field goal
7	76	2:45	3	Jalen Harris 15 yd pass from S. White (Carlson kick)
10	63	4:05	4	Daniel Carlson 30 yd field goal
7	52	3:20	4	Daniel Carlson 47 yd field goal
3	25	1:23	4	Kerryon Johnson 3 yd run (Carlson kick)
Total	63	488	25:00	(8 scoring drives)
Avg.	7.9	61.0	3:08	(Season: 50 scoring drives, 397 plays, 3216 yds)

Plays	Yards	TOP	Qtr	Scoring Play
VANDERBILT				
9	63	3:25	1	Kerryon Johnson 3 yd run (Carlson kick)
10	47	2:47	2	Daniel Carlson 45 yd field goal
12	75	4:13	3	D. Slayton 21 yd pass from White (Carlson kick)
9	39	3:41	3	Daniel Carlson 53 yd field goal
6	42	2:19	4	Daniel Carlson 33 yd field goal
Total	46	266	16:25	(5 scoring drives)
Avg.	9.2	53.2	3:17	(Season: 55 scoring drives, 443 plays, 3482 yds)

Plays	Yards	TOP	Qtr	Scoring Play
GEORGIA				
15	80	6:02	1	Kerryon Johnson 3 yd run (Carlson kick)
Total	15	80	6:02	(1 scoring drives)
Avg.	15.0	80.0	6:02	(Season: 56 scoring drives, 458 plays, 3562 yds)

Plays	Yards	TOP	Qtr	Scoring Play
ALABAMA A&M				
8	65	3:38	1	Jeremy Johnson 7 yd run (Carlson kick)
3	15	1:22	1	Kyle Davis 14 yd pass from J. Johnson (Carlson kick)
8	79	2:19	2	Kerryon Johnson 2 yd run (Carlson kick)
5	31	1:01	2	Daniel Carlson 41 yd field goal
11	51	3:52	3	Jeremy Johnson 1 yd run (Carlson kick)
2	63	0:28	3	Kam Martin 18 yd run (Carlson kick)
1	39	0:08	3	John Franklin III 39 yd run (Carlson kick)
6	57	3:05	3	Daniel Carlson 19 yd field goal
8	58	5:08	4	Kam Martin 17 yd run (Carlson kick)
Total	52	458	21:01	(9 scoring drives)
Avg.	5.8	50.9	2:20	(Season: 65 scoring drives, 510 plays, 4020 yds)

Plays	Yards	TOP	Qtr	Scoring Play
ALABAMA				
4	-3	0:58	1	Daniel Carlson 42 yd field goal
4	6	1:16	2	Daniel Carlson 52 yd field goal
5	19	2:56	2	Daniel Carlson 39 yd field goal
9	65	3:05	3	Daniel Carlson 27 yd field goal
Total	22	87	8:15	(4 scoring drives)
Avg.	5.5	21.8	2:04	(Season: 69 scoring drives, 532 plays, 4107 yds)

Average Scoring Drive: Plays: 7.7 • Yards: 59.5 • Time: 2:56

MISCELLANEOUS STATISTICS

Average Time of Possession (by Quarter)

	1	2	3	4	Total
AUBURN	6:46	6:38	7:42	8:15	29:23
Opponents	8:13	8:21	7:17	6:44	30:36

Third Down Conversions (by Quarter)

	1	2	3	4	OT	Total
AUBURN	24-41	15-41	17-45	15-40	0-0	71-167
Pct.	58.5%	36.6%	37.8%	37.5%	--	42.5%
Opponents	18-48	20-55	12-42	15-46	0-0	65-191
Pct.	34.0%	37.5%	36.4%	28.6%	--	34.0%

Third Down Conversions (by Yardage)

	Yards to go	1-3	4-6	7-9	10+	Total
AUBURN	40-65	15-37	9-29	7-37	71-167	
Pct.	61.5%	40.5%	31.0%	18.9%	42.5%	
Opponents	22-46	20-44	11-44	12-57	65-191	
Pct.	47.8%	45.5%	25.0%	21.1%	34.0%	

Red Zone

AU Scores/Times in Red Zone: 45/52 (86.5)
 AU TDs/Times in Red Zone: 29/52 (55.8)
 Scores (45): 29 TD, 16 FG
 Non-Scores (7): 1 FGA, 1 Fumble, 1 INT, 3 Downs, 1 Half
 Opp. Scores/Times in Red Zone: 27/38 (71.1)
 Opp. TDs/Times in Red Zone: 13/38 (34.2)
 Scores (27): 13 TD, 14 FG
 Non-Scores (11): 4 FGA, 4 Downs, 2 INT, 1 Half, 0 Fumble

Turnovers

Takeaways — 17, Giveaways — 13
 Difference — (+4)
 Points Off TOs — AU 76, Opp. 20
 Points Off TOs/Game — AU 6.3, Opp. 1.7

Kickoffs

Kickoffs — 79 for 5031 yards (63.7 avg.)
 Carlson — 68 KO, 54 TB, 0 OB, 13 Ret / Shannon — 11 KO, 6 TB, 0 OB, 5 Ret
 Touchbacks — 60
 Out of Bounds — 0
 On-side kicks — 0-for-1
 Opp. Returns — 18 for 325 yards (18.1 avg.)

Game-By-Game Stats

Game	Score	First Downs		Rushing	Passing			Total Off.	Punts	Fum.	Penalties	3rd	Time of
		Tot	Ru-Pa-Pe	No-Yds-TD	C-A-I	Yds	TD	Pl-Yds	No-Avg	F-L	No-Yds	Downs	Poss
Clemson (#2)	19	19	7-9-3	44-151-1	19-34-1	248	1	78-399	4-41.5	1-1	6-55	6-17	30:29
at Auburn	13	17	6-8-3	41-87-1	15-30-2	175	0	71-262	5-44.4	1-1	9-60	3-17	29:31
Arkansas State	14	14	4-9-1	35-66-2	19-30-0	260	0	65-326	6-40.8	0-0	10-71	5-16	24:18
at Auburn	51	32	20-10-2	62-462-3	17-23-0	244	3	85-706	0-0.0	2-1	5-40	11-15	35:42
Texas A&M (#17)	29	19	9-9-1	37-231-1	20-40-0	247	1	77-478	7-42.0	2-0	9-70	2-15	28:56
at Auburn	16	26	14-9-3	54-236-2	22-35-0	163	0	89-399	9-37.2	1-1	6-28	6-17	31:04
LSU (#18)	13	14	8-5-1	32-220-0	15-27-0	118	1	59-338	5-37.0	1-1	5-50	4-13	27:49
at Auburn	18	18	7-10-1	49-154-0	19-26-0	234	0	75-388	3-40.0	2-1	4-28	8-19	32:11
ULM	7	16	8-7-1	32-112-0	19-33-1	139	1	65-251	6-43.3	2-1	2-30	6-15	26:45
at Auburn	58	36	23-11-2	66-410-5	15-18-0	278	3	84-688	0-0.0	2-1	3-15	9-11	33:15
Auburn	38	22	10-10-2	56-228-3	14-18-1	204	1	74-432	4-36.8	4-1	5-40	6-12	33:22
at Mississippi St.	14	16	7-9-0	33-103-0	18-35-1	186	2	68-289	5-40.8	5-2	7-80	6-16	26:38
Arkansas (#17)	3	14	4-10-0	25-31-0	18-33-1	190	0	64-215	10-41.5	1-1	4-29	3-15	32:19
at Auburn	56	26	22-4-0	57-543-7	7-12-0	89	1	69-632	3-39.7	0-0	2-10	7-12	27:23
Auburn	40	26	14-12-0	52-307-3	15-22-0	247	1	74-554	2-43.0	2-0	4-30	7-14	32:27
at Ole Miss	29	32	5-26-1	31-105-0	36-59-1	465	3	90-570	2-43.5	0-0	6-35	7-16	27:33
Vanderbilt	16	22	6-15-1	33-120-0	24-38-1	221	1	71-341	4-41.8	2-0	5-26	7-16	35:09
at Auburn	23	16	11-4-1	45-271-1	12-17-0	115	1	62-386	2-46.5	2-1	5-56	4-12	24:51
Auburn	7	10	8-2-0	32-127-1	8-22-1	37	0	54-164	8-44.1	1-0	3-36	2-12	20:51
at Georgia	13	21	11-8-2	43-135-0	20-33-1	208	0	76-343	6-33.7	1-0	5-30	7-17	39:09
Alabama A&M	0	9	3-3-3	24-27-0	15-39-2	103	0	63-130	12-29.8	0-0	6-35	4-19	27:29
at Auburn	55	27	19-7-1	59-451-6	14-20-0	147	1	79-598	3-38.7	1-1	5-50	6-15	32:31
Auburn	12	7	4-3-0	26-66-0	7-19-1	116	0	45-182	4-39.2	0-0	4-19	2-12	19:31
at Alabama (#1)	30	26	12-13-1	44-203-1	28-37-2	298	1	81-501	2-39.5	4-0	4-28	8-16	40:29

STARTING LINEUPS

OFFENSE	QB	RB	HB/WR	WR	WR	WR/TE	LT	LG	C	RG	RT
Clemson (#2)	S. White	S. Truitt	C. Cox (HB)	M. Davis	R. Davis	D. Slayton	A. Golson	A. Kozan	X. Dampier	B. Smith	R. Leff
Arkansas State	S. White	K. Johnson	T. Stevens (WR)	M. Davis	R. Davis	D. Slayton	A. Golson	A. Kozan	X. Dampier	B. Smith	R. Leff
Texas A&M (#17)	S. White	K. Pettway	C. Cox (HB)	J. Smith	T. Stevens	D. Slayton	A. Golson	A. Kozan	X. Dampier	B. Smith	R. Leff
LSU (#18)	S. White	K. Johnson	C. Cox (HB)	R. Davis	T. Stevens	D. Slayton	A. Golson	A. Kozan	X. Dampier	B. Smith	R. Leff
ULM	S. White	K. Johnson	C. Cox (HB)	R. Davis	T. Stevens	D. Slayton	D. James	A. Kozan	A. Golson	B. Smith	R. Leff
at Mississippi St.	S. White	K. Johnson	C. Cox (HB)	R. Davis	T. Stevens	J. Harris (TE)	D. James	A. Kozan	A. Golson	B. Smith	R. Leff
Arkansas (#17)	S. White	K. Pettway	C. Cox (HB)	E. Stove	T. Stevens	D. Slayton	D. James	A. Kozan	A. Golson	B. Smith	R. Leff
at Ole Miss	S. White	K. Pettway	M. Davis (WR)	E. Stove	N. Craig-Myers	D. Slayton	D. James	A. Kozan	A. Golson	B. Smith	R. Leff
Vanderbilt	J. Franklin III	K. Pettway	C. Cox (HB)	M. Davis	R. Davis	D. Slayton	D. James	A. Kozan	A. Golson	B. Smith	R. Leff
at Georgia	S. White	K. Johnson	C. Cox (HB)	E. Stove	T. Stevens	J. Harris (TE)	D. James	A. Kozan	A. Golson	B. Smith	R. Leff
Alabama A&M	J. Johnson	K. Johnson	J. Harris (HB)	E. Stove	D. Slayton	K. Davis (WR)	D. James	A. Kozan	A. Golson	B. Smith	R. Leff
at Alabama (#1)	J. Johnson	K. Pettway	J. Harris (HB)	E. Stove	D. Slayton	R. Davis (WR)	D. James	A. Kozan	A. Golson	B. Smith	R. Leff

DEFENSE	BUCK	DT	DT	DE	MLB	SLB	WLB/Nickel	CB	CB	SAF	SAF
Clemson (#2)	C. Lawson	D. Russell	M. Adams	M. Davidson	D. Davis	D. Williams	R. Ford (NICK)	J. Davis	C. Davis	N. Ruffin	T. Matthews
Arkansas State	C. Lawson	D. Russell	M. Adams	M. Davidson	D. Davis	D. Williams	R. Ford (NICK)	J. Holsey	C. Davis	S. Roberts	T. Matthews
Texas A&M (#17)	C. Lawson	D. Russell	M. Adams	M. Davidson	D. Davis	D. Williams	R. Ford (NICK)	J. Holsey	C. Davis	S. Roberts	T. Matthews
LSU (#18)	C. Lawson	D. Russell	M. Adams	M. Davidson	D. Davis	D. Williams	T. Williams (WLB)	J. Holsey	C. Davis	R. Ford	T. Matthews
ULM	C. Lawson	D. Russell	M. Adams	M. Davidson	D. Davis	T. Williams	R. Ford (NICK)	J. Holsey	C. Davis	N. Ruffin	T. Matthews
at Mississippi St.	C. Lawson	D. Russell	M. Adams	M. Davidson	D. Davis	T. Williams	R. Ford (NICK)	J. Holsey	J. Davis	N. Ruffin	T. Matthews
Arkansas (#17)	C. Lawson	D. Russell	M. Adams	M. Davidson	D. Davis	D. Williams	T. Williams (WLB)	J. Holsey	C. Davis	R. Ford	T. Matthews
at Ole Miss	C. Lawson	D. Russell	M. Adams	M. Davidson	D. Davis	T. Williams	R. Ford (NICK)	J. Holsey	C. Davis	S. Roberts	T. Matthews
Vanderbilt	C. Lawson	D. Russell	M. Adams	M. Davidson	D. Davis	D. Williams	M. Atkinson (WLB)	J. Holsey	C. Davis	S. Roberts	T. Matthews
at Georgia	C. Lawson	D. Russell	M. Adams	M. Davidson	D. Davis	D. Williams	T. Williams (WLB)	J. Holsey	C. Davis	S. Roberts	T. Matthews
Alabama A&M	C. Lawson	D. Russell	M. Adams	M. Davidson	D. Davis	D. Williams	R. Ford (NICK)	J. Holsey	J. Davis	S. Roberts	T. Matthews
at Alabama (#1)	C. Lawson	D. Russell	M. Adams	M. Davidson	D. Davis	D. Williams	R. Ford (NICK)	J. Davis	C. Davis	S. Roberts	T. Matthews

Game-By-Game Stats

Passing				Field Goals			Punting		
C-A-Yds-Int, TD	#13 White	#6 Johnson	#5 Franklin	Made, (Missed)	#38 Carlson	No.-Avg, In 20	#91 Phillips	#43 Shannon	
Clemson (#2)	10-21-140-1, 0	4-6-38-1, 0	1-1-(-3)-0, 0	Clemson (#2)	53, 32	Clemson (#2)	5-44.4, 1	DNP	
Arkansas St.	17-23-244-0, 3	DNP	---	Arkansas St.	18, 37, 42	Arkansas St.	DNP	---	
Texas A&M (#17)	18-27-126-0, 0	DNP	4-8-37-0, 0	Texas A&M (#17)	37	Texas A&M (#17)	7-40.0, 1	2-27.5, 1	
LSU (#18)	19-26-234-0, 0	DNP	---	LSU (#18)	51, 29, 29, 31, 37, 29	LSU (#18)	3-40.0, 1	DNP	
ULM	14-17-239-0, 2	DNP	1-1-39-0, 1	ULM	(56)	ULM	DNP	---	
at Mississippi St.	14-18-204-1, 1	---	---	at Mississippi St.	25	at Mississippi St.	4-36.8, 2	DNP	
Arkansas (#17)	6-11-72-0, 1	DNP	1-1-12-0	Arkansas	---	Arkansas	3-39.7, 1	---	
at Ole Miss	15-22-247-0, 1	DNP	---	at Ole Miss	45, 32, 30, 47	at Ole Miss	2-43.0	DNP	
Vanderbilt	10-13-106-0, 1	DNP	2-4-9-0, 0	Vanderbilt	45, 53, 33, (35)	Vanderbilt	2-46.5	DNP	
at Georgia	6-20-27-1, 0	DNP	---	at Georgia	---	at Georgia	8-44.1	DNP	
Alabama A&M	DNP	14-19-147-0, 1	---	Alabama A&M	41, (54), 19	Alabama A&M	2-39.5	1-37.0	
at Alabama (#1)	DNP	4-13-34-0, 0	2-4-85-0, 0	at Alabama (#1)	42, 52, 39, (52), 27	at Alabama (#1)	4-39.2	DNP	

Rushing

No.-Yds, TD	#21 Johnson	#27 Cox	#10 Truitt	#36 Pettway	#9 Martin	#6 Johnson	#13 White	#5 Franklin	#32 Miller	#83 Davis	#4 Smith	#12 Stove
Clemson (#2)	23-94, 1	4-6	4-7	---	DNP	6-(-18)	4-(-2)	---	DNP	---	---	DNP
Arkansas St.	18-124, 2	1-0	---	15-152	4-15	DNP	10-60	4-70	7-24	1-(-2)	---	---
Texas A&M (#17)	15-64, 1	---	---	20-123, 1	---	DNP	8-(-2)	9-47	DNP	1-8	1-0	---
LSU (#18)	22-93	---	2-5	17-61	---	DNP	6-(-9)	1-4	---	---	---	1-0
ULM	24-146, 2	---	7-46	DNP	10-41	DNP	6-10	2-82, 1	9-45, 1	---	---	2-20
at Mississippi St.	3-21	---	4-32	39-169, 3	2-8	---	4-(-5)	3-14	DNP	---	DNP	DNP
Arkansas (#17)	DNP	---	8-78, 2	27-192, 2	7-80, 1	DNP	4-61, 1	7-39	DNP	---	DNP	3-94, 1
at Ole Miss	11-42, 2	---	3-13	30-236, 1	---	DNP	5-27	---	DNP	---	---	1-(-2)
Vanderbilt	9-36, 1	---	1-1	25-173, 0	---	DNP	1-5	7-59	DNP	---	---	1-(-1)
at Georgia	22-99, 1	1-6	2-5	DNP	---	DNP	4-3	1-4	DNP	---	---	1-12
Alabama A&M	18-108, 1	DNP	DNP	DNP	21-176, 2	6-42, 2	DNP	4-81	DNP	---	---	---
at Alabama (#1)	8-39	---	DNP	12-17	DNP	2-(-1)	DNP	3-14	DNP	---	---	---

Receiving

No.-Yds, TD	#80 M. Davis	#33 W. Hastings	#10 S. Truitt	#83 R. Davis	#11 K. Davis	#8 T. Stevens	#21 K. Johnson	#3 N. Craig-Myers
Clemson (#2)	5-56	3-29	2-17	2-17	1-43	1-16	1-(-3)	---
Arkansas St.	2-4	2-34, 1	1-3	---	1-42	4-75, 2	1-7	1-9
Texas A&M (#17)	3-23	3-9	---	5-36	1-11	8-86	2-(-2)	---
LSU (#18)	3-17	---	---	5-31	2-24	4-58	4-68	---
ULM	---	1-(-4)	---	5-56	2-58, 1	4-109, 1	---	1-39, 1
at Mississippi St.	---	DNP	---	2-15, 1	2-34	3-64	1-(-3)	DNP
Arkansas (#17)	---	---	1-45, 1	3-15	---	---	DNP	1-10
at Ole Miss	1-33	DNP	1-25	---	1-9	DNP	2-43	---
Vanderbilt	2-23	DNP	---	2-15	---	DNP	1-3	---
at Georgia	1-4	---	1-6	1-9	---	1-14	2-(-9)	DNP
Alabama A&M	DNP	---	DNP	---	1-14, 1	4-44	2-16	---
at Alabama (#1)	DNP	1-27	DNP	---	---	---	---	DNP

No.-Yds, TD	#4 J. Smith	#12 E. Stove	#81 D. Slayton	#85 J. Harris	#9 K. Martin	#36 K. Pettway	#27 C. Cox
Clemson (#2)	---	DNP	---	---	DNP	---	---
Arkansas St.	---	---	3-55	---	1-10	1-5	---
Texas A&M (#17)	---	---	---	---	---	---	---
LSU (#18)	---	---	1-36	---	---	---	---
ULM	---	2-20	---	---	---	DNP	---
at Mississippi St.	DNP	DNP	2-24	---	1-42	1-9	2-19
Arkansas (#17)	DNP	1-12	---	---	---	---	1-7
at Ole Miss	1-32	5-37	3-53	1-15, 1	---	---	---
Vanderbilt	2-23	2-9	2-27, 1	---	---	---	1-15
at Georgia	---	2-13	---	---	---	DNP	---
Alabama A&M	---	3-7	3-41	---	---	DNP	DNP
at Alabama (#1)	1-5	4-87	---	---	DNP	---	---

Game-By-Game Stats

Defensive Linemen

Solo+Ast=Total	#1 M. Adams	#3 M. Davidson	#4 J. Holland	#9 B. Cowart	#10 P. James	#55 C. Lawson	#94 D. Lawrence	#95 D. Russell
Clemson (#2)	3+2=5	1+0=1	2+0=2	0+1=1	---	0+3=3	1+1=2	2+2=4
Arkansas State	1+0=1	2+1=3	---	---	1+0=1	1+0=1	DNP	---
Texas A&M (#17)	1+0=1	2+2=4	---	1+0=1	2+0=2	0+1=1	0+1=1	2+2=4
LSU (#18)	3+3=6	0+2=2	---	---	DNP	3+1=4	1+0=1	0+1=1
ULM	2+0=2	1+1=2	2+0=2	2+0=2	DNP	2+1=3	1+0=1	0+2=2
at Mississippi State	0+2=2	2+3=5	2+1=3	---	DNP	2+1=3	---	1+0=1
Arkansas (#17)	1+4=5	2+0=2	1+0=1	2+0=2	DNP	0+2=2	2+0=2	0+1=1
at Ole Miss	3+1=4	4+0=4	1+1=2	---	DNP	1+0=1	1+1=2	1+2=3
Vanderbilt	2+0=2	3+1=4	---	---	DNP	1+0=1	1+0=1	---
at Georgia	4+2=6	1+2=3	1+0=1	---	DNP	3+3=6	0+1=1	1+5=6
Alabama A&M	---	1+2=3	---	DNP	DNP	---	2+0=2	1+2=3
at Alabama (#1)	3+1=4	2+0=2	---	DNP	DNP	2+1=3	---	---

Solo+Ast=Total	#5 D. Brown	#90 M. Swain	#79 A. Williams
Clemson (#2)	---	---	---
Arkansas State	1+1=2	0+1=1	2+1=3
Texas A&M (#17)	---	1+0=1	---
LSU (#18)	---	---	1+0=1
ULM	---	1+0=1	2+0=2
at Mississippi State	0+1=1	0+3=3	0+2=2
Arkansas (#17)	---	0+1=1	1+0=1
at Ole Miss	---	---	---
Vanderbilt	1+1=2	1+1=2	---
at Georgia	0+2=2	1+0=1	---
Alabama A&M	1+2=3	1+0=1	0+1=1
at Alabama (#1)	0+1=1	1+0=1	0+1=1

Linebackers

Solo+Ast=Total	#30 T. Williams	#49 D. Williams	#57 D. Davis	#48 M. Atkinson	#17 T.J. Neal	#42 T. Threatt	#51 McBryde
Clemson (#2)	4+0=4	3+3=6	2+3=5	---	---	---	---
Arkansas State	3+5=8	3+3=6	1+2=3	2+1=3	DNP	---	---
Texas A&M (#17)	3+3=6	2+1=3	3+3=6	1+0=1	---	---	---
LSU (#18)	0+1=1	2+2=4	1+1=2	---	2+0=2	---	---
ULM	4+5=9	1+0=1	4+1=5	5+0=5	2+2=4	---	---
at Mississippi State	4+4=8	1+2=3	0+3=3	1+2=3	0+2=2	---	---
Arkansas (#17)	5+2=7	1+1=2	2+3=5	2+0=2	1+0=1	---	2+0=2
at Ole Miss	2+4=6	3+0=3	5+5=10	0+1=1	1+1=2	---	---
Vanderbilt	DNP	9+2=11	---	3+2=5	5+4=9	---	---
at Georgia	2+2=4	3+1=4	4+2=6	3+1=4	0+1=1	---	---
Alabama A&M	DNP	3+0=3	---	---	---	2+1=3	---
at Alabama (#1)	7+3=10	2+1=3	7+3=10	1+0=1	6+2=8	---	---

Defensive Backs

Solo+Ast=Total	#6 C. Davis	#11 M. Boston	#15 J. Holsey	#19 N. Ruffin	#23 R. Ford	#28 T. Matthews	#31 J. Davis	#14 S. Roberts
Clemson (#2)	5+1=6	---	3+0=3	7+3=10	4+2=6	8+1=9	4+0=4	DNP
Arkansas State	4+0=4	1+0=1	---	1+1=2	5+5=10	2+3=5	1+1=2	2+1=3
Texas A&M (#17)	4+0=4	---	5+0=5	1+0=1	4+1=5	2+0=2	2+0=2	3+2=5
LSU (#18)	3+0=3	---	6+0=6	1+1=2	4+3=7	6+3=9	---	---
ULM	1+0=1	1+0=1	---	2+1=3	1+2=3	3+1=4	---	2+1=3
at Mississippi State	0+1=1	---	---	1+2=3	3+3=6	2+5=7	4+1=5	2+3=5
Arkansas (#17)	2+0=2	1+0=1	3+0=3	DNP	5+0=5	1+2=3	1+1=2	1+1=2
at Ole Miss	6+1=7	---	1+0=1	3+0=3	3+2=5	6+5=11	3+1=4	5+4=9
Vanderbilt	3+3=6	2+0=2	3+0=3	---	0+3=3	4+3=7	---	4+4=8
at Georgia	2+1=3	1+0=1	2+2=4	1+1=2	4+0=4	3+5=8	4+1=5	1+3=4
Alabama A&M	DNP	---	---	DNP	3+0=3	2+0=2	2+0=2	1+1=2
at Alabama (#1)	5+0=5	---	DNP	1+0=1	2+0=2	3+3=6	5+1=6	6+2=8

Solo+Ast=Total	#22 J. Broussard	#13 T. Davis	#26 M. Taylor	#24 D. Thomas	#47 Toney
Clemson (#2)	---	---	DNP	DNP	DNP
Arkansas State	0+1=1	0+1=1	---	---	---
Texas A&M (#17)	DNP	---	---	---	DNP
LSU (#18)	---	---	---	---	---
ULM	---	---	2+0=2	0+1=1	DNP
at Mississippi State	DNP	---	---	1+1=2	DNP
Arkansas (#17)	1+0=1	---	---	---	---
at Ole Miss	DNP	---	0+1=1	0+1=1	---
Vanderbilt	---	---	---	---	DNP
at Georgia	---	---	---	---	0+2=2
Alabama A&M	---	---	3+0=3	4+1=5	---
at Alabama (#1)	DNP	---	2+0=2	5+1=6	DNP

2016 Superlatives

AUBURN TEAM SUPERLATIVES

Rushes	66	vs ULM (Oct 1, 2016)
Yards Rushing	543	vs Arkansas (Oct 22, 2016)
Yards Per Rush	9.5	vs Arkansas (Oct 22, 2016)
TD Rushes	7	vs Arkansas (Oct 22, 2016)
Pass attempts	35	vs Texas A&M (Sep 17, 2016)
Pass completions	22	vs Texas A&M (Sep 17, 2016)
Yards Passing	278	vs ULM (Oct 1, 2016)
Yards Per Pass	15.4	vs ULM (Oct 1, 2016)
TD Passes	3	vs Arkansas State (Sep 10, 2016)
		vs ULM (Oct 1, 2016)
Total Plays	89	vs Texas A&M (Sep 17, 2016)
Total Offense	706	vs Arkansas State (Sep 10, 2016)
Yards Per Play	9.2	vs Arkansas (Oct 22, 2016)
Points	58	vs ULM (Oct 1, 2016)
Sacks By	4	vs Arkansas State (Sep 10, 2016)
		vs LSU (Sep 24, 2016)
		vs Arkansas (Oct 22, 2016)
First Downs	36	vs ULM (Oct 1, 2016)
Penalties	9	vs Clemson (Sep 3, 2016)
Penalty Yards	60	vs Clemson (Sep 3, 2016)
Turnovers	3	vs Clemson (Sep 3, 2016)
Interceptions By	2	vs Alabama A&M (Nov 19, 2016)
		at Alabama (Nov 26, 2016)
Punts	9	vs Texas A&M (Sep 17, 2016)
Punting Avg	46.5	vs Vanderbilt (Nov 05, 2016)
Long Punt	68	vs Clemson (Sep 3, 2016)
Punts inside 20	4	at Georgia (Nov 12, 2016)
Long Punt Return	58	at Alabama (Nov 26, 2016)

AUBURN INDIVIDUAL SUPERLATIVES

Rushes	39	Kamryn Pettway at Mississippi State (Oct 08, 2016)
Yards Rushing	236	Kamryn Pettway at Ole Miss (Oct 29, 2016)
TD Rushes	3	Kamryn Pettway at Mississippi State (Oct 08, 2016)
Long Rush	80	John Franklin III vs ULM (Oct 1, 2016)
Pass attempts	27	Sean White vs Texas A&M (Sep 17, 2016)
Pass completions	19	Sean White vs LSU (Sep 24, 2016)
Yards Passing	247	Sean White at Ole Miss (Oct 29, 2016)
TD Passes	3	Sean White vs Arkansas State (Sep 10, 2016)
Long Pass	55	John Franklin III at Alabama (Nov 26, 2016)
Receptions	8	Tony Stevens vs Texas A&M (Sep 17, 2016)
Yards Receiving	109	Tony Stevens vs ULM (Oct 1, 2016)
TD Receptions	2	Tony Stevens vs Arkansas State (Sep 10, 2016)
Long Reception	55	Eli Stove at Alabama (Nov 26, 2016)
Field Goals	6	Daniel Carlson vs LSU (Sep 24, 2016)
Long Field Goal	53	Daniel Carlson vs Clemson (Sep 3, 2016)
		Daniel Carlson vs Vanderbilt (Nov 05, 2016)
Punts	8	Kevin Phillips at Georgia (Nov 12, 2016)
Punting Avg	46.5	Kevin Phillips vs Vanderbilt (Nov 05, 2016)
Long Punt	68	Kevin Phillips vs Clemson (Sep 3, 2016)
Punts inside 20	4	Kevin Phillips at Georgia (Nov 12, 2016)
Long Punt Return	58	Stephen Roberts at Alabama (Nov 26, 2016)
Long Kickoff Return	42	Kerryon Johnson vs Vanderbilt (Nov 05, 2016)
Tackles	11	Tray Matthews at Ole Miss (Oct 29, 2016)
		Darrell Williams vs Vanderbilt (Nov 05, 2016)
Sacks	2.0	Carl Lawson vs LSU (Sep 24, 2016)
		Carl Lawson at Mississippi State (Oct 08, 2016)
Tackles For Loss	4.0	Deshaun Davis at Alabama (Nov 26, 2016)
Interceptions	2	Daniel Thomas at Alabama (Nov 26, 2016)

OPPONENT TEAM SUPERLATIVES

Rushes	44	vs Clemson (Sep 3, 2016)
		at Alabama (Nov 26, 2016)
Yards Rushing	231	vs Texas A&M (Sep 17, 2016)
Yards Per Rush	6.9	vs LSU (Sep 24, 2016)
TD Rushes	2	vs Arkansas State (Sep 10, 2016)
Pass attempts	59	at Ole Miss (Oct 29, 2016)
Pass completions	36	at Ole Miss (Oct 29, 2016)
Yards Passing	465	at Ole Miss (Oct 29, 2016)
Yards Per Pass	8.7	vs Arkansas State (Sep 10, 2016)
TD Passes	3	at Ole Miss (Oct 29, 2016)
Total Plays	90	at Ole Miss (Oct 29, 2016)
Total Offense	570	at Ole Miss (Oct 29, 2016)
Yards Per Play	6.3	at Ole Miss (Oct 29, 2016)
Points	30	at Alabama (Nov 26, 2016)
Sacks By	4	vs Clemson (Sep 3, 2016)
		vs Texas A&M (Sep 17, 2016)
First Downs	32	at Ole Miss (Oct 29, 2016)
Penalties	10	vs Arkansas State (Sep 10, 2016)
Penalty Yards	80	at Mississippi State (Oct 08, 2016)
Turnovers	3	at Mississippi State (Oct 08, 2016)
Interceptions By	2	vs Clemson (Sep 3, 2016)
Punts	12	vs Alabama A&M (Nov 19, 2016)
Punting Avg	43.5	at Ole Miss (Oct 29, 2016)
Long Punt	59	vs Clemson (Sep 3, 2016)
		vs Texas A&M (Sep 17, 2016)
		at Mississippi State (Oct 08, 2016)
Punts inside 20	3	at Georgia (Nov 12, 2016)
Long Punt Return	20	at Georgia (Nov 12, 2016)

OPPONENT INDIVIDUAL SUPERLATIVES

Rushes	30	Gallman, vs Clemson (Sep 3, 2016)
Yards Rushing	127	T. Williams, vs Texas A&M (Sep 17, 2016)
TD Rushes	2	Chad Voytik, vs Arkansas State (Sep 10, 2016)
Long Rush	89	T. Williams, vs Texas A&M (Sep 17, 2016)
Pass attempts	59	Chad Kelly, at Ole Miss (Oct 29, 2016)
Pass completions	36	Chad Kelly, at Ole Miss (Oct 29, 2016)
Yards Passing	465	Chad Kelly, at Ole Miss (Oct 29, 2016)
TD Passes	3	Chad Kelly, at Ole Miss (Oct 29, 2016)
Long Pass	68	Chad Voytik, vs Arkansas State (Sep 10, 2016)
Receptions	10	A. Stewart, at Alabama (Nov 26, 2016)
Yards Receiving	174	M. Williams, vs Clemson (Sep 3, 2016)
TD Receptions	1	Renfrow, vs Clemson (Sep 3, 2016)
		Josh Reynolds, vs Texas A&M (Sep 17, 2016)
		Foster Moreau, vs LSU (Sep 24, 2016)
		Marcus Green, vs ULM (Oct 1, 2016)
		Fred Ross, at Mississippi State (Oct 08, 2016)
		Keith Mixon, at Mississippi State (Oct 08, 2016)
		Evan Ingram, at Ole Miss (Oct 29, 2016)
		D. Stringfellow, at Ole Miss (Oct 29, 2016)
		DaMarkus Lodge, at Ole Miss (Oct 29, 2016)
		Jared Pinkney, vs Vanderbilt (Nov 05, 2016)
		A. Stewart, at Alabama (Nov 26, 2016)
		Damien Harris, at Alabama (Nov 26, 2016)
Long Reception	68	C. Booker, vs Arkansas State (Sep 10, 2016)
Field Goals	5	Daniel LaCamera, vs Texas A&M (Sep 17, 2016)
Long Field Goal	54	Adam McFain, vs Arkansas (Oct 22, 2016)
Punts	12	Nick Carden, vs Alabama A&M (Nov 19, 2016)
Punting Avg	49.0	Gary Wunderlich, at Ole Miss (Oct 29, 2016)
Long Punt	59	Teasdale, vs Clemson (Sep 3, 2016)
		Shane Tripucka, vs Texas A&M (Sep 17, 2016)
		Logan Cooke, at Mississippi State (Oct 08, 2016)
Punts inside 20	3	Brice Ramsey, at Georgia (Nov 12, 2016)
Long Punt Return	20	Isaiah McKenzie, at Georgia (Nov 12, 2016)
Long Kickoff Return	43	Carlos Davis, at Ole Miss (Oct 29, 2016)
Tackles	15	Devonte Simon, vs Alabama A&M (Nov 19, 2016)
Sacks	2.0	Myles Garrett, vs Texas A&M (Sep 17, 2016)
Tackles For Loss	3.0	Joseph, vs Clemson (Sep 3, 2016)
Interceptions	1	Boulware, vs Clemson (Sep 3, 2016)
		J. Johnson, vs Clemson (Sep 3, 2016)
		Kivon Coman, at Mississippi State (Oct 08, 2016)
		Maurice Smith, at Georgia (Nov 12, 2016)
		S. Hamilton, at Alabama (Nov 26, 2016)

2015 Plays of 20+ Yards

Yards	Type	Player(s)	Opponent	Qtr.
80*	Rush	John Franklin III	ULM	3
78*	Rush	Eli Stove	Arkansas	1
64	Rush	Kamryn Pettway	Arkansas State	2
60	Rush	Kamryn Pettway	Vanderbilt	4
58	PR	Stephen Roberts	Alabama	1
56	Rush	Kamryn Pettway	Ole Miss	2
55	Pass	Eli Stove from John Franklin III	Alabama	3
51*	Rush	Kam Martin	Arkansas	4
48*	Pass	Kyle Davis from Sean White	ULM	1
48*	Pass	Tony Stevens from Sean White	ULM	3
47	INT	Joshua Holsey	Ole Miss	4
47*	Rush	Kerryon Johnson	Arkansas State	1
45	Rush	John Franklin III	Alabama A&M	3
45*	Pass	Stanton Truitt from Sean White	Arkansas	2
43	Pass	Kyle Davis from Sean White	Clemson	4
42	KR	Kerryon Johnson	Vanderbilt	4
42	Pass	Kyle Davis from Sean White	Arkansas State	1
42	Pass	Kam Martin from Sean White	Mississippi State	2
41*	Rush	Kamryn Pettway	Ole Miss	1
41	Rush	Sean White	Arkansas	1
41	Rush	John Franklin III	Arkansas State	4
39*	Rush	John Franklin III	Alabama A&M	3
39*	Pass	Nate Craig-Myers from John Franklin III	ULM	3
37	Pass	Kerryon Johnson from Sean White	Ole Miss	2
36	Rush	Kam Martin	Alabama A&M	3
36	Pass	Tony Stevens from Sean White	Mississippi State	1
36	Pass	Kerryon Johnson from Sean White	LSU	2
36	Pass	Darius Slayton from Sean White	LSU	2
35	Pass	Tony Stevens from Sean White	ULM	3
34	KR	Kerryon Johnson	Texas A&M	4
33	Pass	Marcus Davis from Sean White	Ole Miss	3
33	Rush	Kamryn Pettway	Texas A&M	4
32	KR	Kerryon Johnson	Vanderbilt	1
32	Pass	Jason Smith from Sean White	Ole Miss	4
31	Rush	Kerryon Johnson	Alabama A&M	2
31	Rush	Jeremy Johnson	Alabama A&M	2
31*	Rush	Stanton Truitt	Arkansas	4
30	Pass	Eli Stove from John Franklin III	Alabama	4
29	INT	Daniel Thomas	Alabama	2
29	Rush	Kamryn Pettway	Arkansas State	3
29	Pass	Darius Slayton from Sean White	Ole Miss	3
29	Rush	Kamryn Pettway	Mississippi State	2
29*	Pass	Will Hastings from Sean White	Arkansas State	2
27	Pass	Will Hastings from Jeremy Johnson	Alabama	3
27	Rush	Kamryn Pettway	Arkansas	2
27	Pass	Darius Slayton from Sean White	Arkansas State	3
25	Pass	Rudy Ford from Jeremy Johnson	Alabama A&M	2
25	Pass	Stanton Truitt from Sean White	Ole Miss	3
25	PR	Marcus Davis	ULM	1
25	KR	Rudy Ford	LSU	1
25	Pass	Tony Stevens from Sean White	Arkansas State	2
24	KR	Kerryon Johnson	Ole Miss	2
24*	Pass	Tony Stevens from Sean White	Arkansas State	2
24	Pass	Tony Stevens from Sean White	LSU	3
23*	Rush	Kamryn Pettway	Arkansas	3
23	Pass	Kerryon Johnson from Sean White	LSU	4
23	Pass	Ryan Davis from Sean White	ULM	2
22	Rush	Kerryon Johnson	Alabama A&M	1
22	Pass	Tony Stevens from Jeremy Johnson	Alabama A&M	2
22	KR	Kerryon Johnson	Vanderbilt	3
22	Rush	Kerryon Johnson	ULM	1
21*	Pass	Darius Slayton from Sean White	Vanderbilt	3
21	Rush	Stanton Truitt	ULM	1
21	Pass	Tony Stevens from Sean White	LSU	1
21	KR	Kerryon Johnson	LSU	1
21	Pass	Marcus Davis from Sean White	Clemson	4
21	KR	Rudy Ford	Clemson	4
20	KR	Jason Smith	Alabama	1
20	Rush	Kam Martin	Alabama A&M	3
20	Pass	Jason Smith from Sean White	Vanderbilt	4
20*	Rush	Stanton Truitt	Arkansas	1
20	Rush	Kerryon Johnson	Texas A&M	2
20	Rush	Sean White	Arkansas State	2
20	Rush	John Franklin III	Arkansas State	4
20*	Rush	Daniel Carlson	Arkansas State	2

*Touchdown scored on play

PLAY BREAKDOWN

BY PLAY

Pass.....	32
Rush.....	30
Kickoff Return.....	9
Punt Return.....	2
Interception Return.....	2
Fumble Return.....	0
Missed Field Goal Return.....	0

BY GAME

Clemson (#2).....	3
Arkansas State.....	12
Texas A&M (#17).....	3
LSU (#18).....	7
ULM.....	9
Mississippi State.....	3
Arkansas (#17).....	8
Ole Miss.....	9
Vanderbilt.....	6
Georgia.....	0
Alabama A&M.....	9
Alabama (#1).....	6

BY QUARTER

1st.....	18
2nd.....	22
3rd.....	18
4th.....	15

RUSHING

Kamryn Pettway.....	9
John Franklin III.....	5
Kerryon Johnson.....	5
Kam Martin.....	3
Stanton Truitt.....	3
Sean White.....	2
Daniel Carlson.....	1
Eli Stove.....	1
Jeremy Johnson.....	1

PASSING

Sean White.....	26
John Franklin III.....	3
Jeremy Johnson.....	3

RECEIVING

Tony Stevens.....	8
Darius Slayton.....	4
Kyle Davis.....	3
Kerryon Johnson.....	3
Jason Smith.....	2
Marcus Davis.....	2
Stanton Truitt.....	2
Eli Stove.....	2
Will Hastings.....	2
Nate Craig-Myers.....	1
Ryan Davis.....	1
Kam Martin.....	1
Rudy Ford.....	1

KICKOFF RETURN

Kerryon Johnson.....	6
Johnathan Ford.....	2
Jason Smith.....	1

PUNT RETURN

Marcus Davis.....	1
Stephen Roberts.....	1

INTERCEPTION RETURN

Joshua Holsey.....	1
Daniel Thomas.....	1

The Last Time

AN AUBURN TEAM

Had 35 First Downs ... vs. ULM, 2016 (36)

Had 30 First Downs ... vs. ULM, 2016 (36)

Had 545 yards rushing ... vs. #5 Missouri [SECCG], 2013 (545)

Had 500 yards rushing ... vs. #17 Arkansas, 2016 (543)

Had 400 yards rushing ... vs. Alabama A&M, 2016 (451)

Had 300 yards rushing ... vs. Alabama A&M, 2016 (451)

Had 300 yards rushing in back-to-back games ... vs. #17 Arkansas (543) and at Ole Miss (307), 2016

Had 300 yards rushing in three-straight games ... vs. Western Carolina (511); at #7 Texas A&M (379); vs. FAU (422), 2013

Had 300 yards rushing in six consecutive games ... at Kentucky (311); vs. Arkansas (330); vs. LSU, (440); at Ole Miss (343); vs. Chattanooga (303); vs. Georgia (315), 2010

Had 300 yards rushing in six consecutive SEC games ... vs. South Carolina (334); at Kentucky (311); vs. Arkansas (330); vs. LSU, (440); at Ole Miss (343); vs. Georgia (315), 2010

Had 70 or more rushing attempts ... vs. #5 Missouri [SECCG], 2013 (74)

Had 60 or more rushing attempts ... vs. ULM, 2016 (66)

Had 50 or more rushing attempts ... vs. Alabama A&M, 2016 (59)

Had seven or more rushing TDs ... vs. #17 Arkansas, 2016 (7)

Had six or more rushing TDs ... vs. Alabama A&M, 2016 (6)

Had five or more rushing TDs ... vs. Alabama A&M, 2016 (6)

Had four or more rushing TDs ... vs. Alabama A&M, 2016 (6)

Had five different players score a rushing TD ... vs. #17 Arkansas, 2016 (5)

Had four different players score a rushing TD ... vs. Alabama A&M, 2016 (4)

Had four or more rushing TDs in six straight games ... vs. Western Carolina (5), at #7 Texas A&M (4), vs. Florida Atlantic (4), at Arkansas (4), at Tennessee (5) & vs. #25 Georgia (4), 2013

Had 3 or more rushing TDs in seven straight games ... vs. #24 Ole Miss (3), vs. Western Carolina (5), at #7 Texas A&M (4), vs. Florida Atlantic (4), at Arkansas (4), at Tennessee (5) & vs. #25 Georgia (4), 2013

Had 3 or more rushing TDs in consecutive games ... vs. ULM (5), at Mississippi St. (3), vs. #17 Arkansas (7), at Ole Miss (3), 2016

Had 3 or more rushing TDs in three consecutive games ... vs. ULM (5), at Mississippi St. (3), vs. #17 Arkansas (7), at Ole Miss (3), 2016

Had 3 or more rushing TDs in four consecutive games ... vs. ULM (5), at Mississippi St. (3), vs. #17 Arkansas (7), at Ole Miss (3), 2016

Had 450 or more yards passing... at #2 Alabama, 2014 (456)

Had 400 or more yards passing... at #2 Alabama, 2014 (456)

Had 350 or more yards passing... at #2 Alabama, 2014 (456)

Had 300 or more yards passing ... #19 Ole Miss, 2015 (302)

Had 50 or more pass attempts ... vs. Mississippi State, 1997 (54)

Had 30 or more pass completions ... vs. Arkansas, 1995 (34)

Had fewer than 10 pass attempts ... at Tennessee, 2013 (7)

Had fewer than 10 pass completions ... at #1 Alabama, 2016 (7)

Had fewer than 5 pass completions ... at Tennessee, 2013 (3)

Had fewer than 10 pass attempts in consecutive games ... at Arkansas (9) & at Tennessee (7), 2013

Had fewer than 10 pass completions in consecutive games ... at Arkansas (8) & at Tennessee (3), 2013

Had five TDs passing ... vs. Ball State, 2009 (5)

Had four TDs passing ... vs. Louisiana Tech, 2014 (4)

Had three TDs passing ... ULM, 2016 (3)

Had 10 receivers catch a pass ... vs. Arkansas State, 2016 (10)

Had 700 or more yards total offense ... vs. Arkansas State, 2016 (706)

Had 600 or more yards total offense ... vs. #17 Arkansas, 2016 (632)

Had 600 or more yards total offense and lost ... at #2 Alabama, 2014 (630)

Had 500 or more yards total offense ... vs. Alabama A&M, 2016 (598)

Had 500 or more yards total offense in consecutive games ... vs. #17 Arkansas (632), at Ole Miss (554), 2016

Had 500 or more yards total offense in three straight games ... vs. South Carolina, 2014 (551), at #7 Ole Miss, 2014 (507) & vs. Texas A&M (582), 2014

Had 1300 or more yards total offense combined in consecutive games ... vs. Western Carolina (712) & at #7 Texas A&M (615), 2013

Had 90 or more total plays... at #2 Alabama, 2014 (90)

Had 85 or more total plays ... vs. #17 Texas A&M, 2016 (89)

Had 80 or more total plays ... vs. ULM, 2016 (84)

Scored 70 or more points... vs. ULM, 2003 (73)

Scored 60 or more points ... vs. Western Carolina, 2013 (62)

Scored 50 or more points ... vs. Alabama A&M, 2016 (55)

Scored 40 or more points ... vs. Alabama A&M, 2016 (55)

Scored 40 or more points in three consecutive games ... vs. Western Carolina (62); at No. 7 Texas A&M (45); vs. Florida Atlantic (45), 2013

Scored 30 or more points in 11 consecutive games ... vs. Western Carolina (62); at No. 7 Texas A&M (45); vs. Florida Atlantic (45); at Arkansas (35); at Tennessee (55); vs. #25 Georgia (43); vs. #1 Alabama (34); vs. #5 Missouri (59); vs. #1 Florida State (31), 2013; vs. Arkansas (45), vs. San José State (59), 2014

Was held scoreless ... at Alabama, 2012 (0-49)

Was held scoreless at Jordan-Hare Stadium ... vs. Georgia, 2012 (0-38)

Won a game without scoring an offensive touchdown ... #17 LSU, 2016 (18-13)

Won a game without a rushing touchdown ... #17 LSU, 2016 (18-13)

Won a game in the last 25 seconds with a TD ... vs. #1 Alabama, 2013 (CB Chris Davis returns missed field goal 100 yards [109 yds] for a touchdown)

Had 200-yard rusher and 100-yard receiver in a game ... vs. Syracuse, 2002 (Carnell Williams [202 rush] and Marcel Willis [113 receiving])

Had 150-yard rusher and 150-yard receiver in a game ... vs. Arkansas, 2014 (Cameron Artis-Payne [177 rush] and D'haquille Williams [154 receiving])

Had two 100-yard rushers and one 100-yard receiver in a game ... vs. #15 LSU, 2014 (Cameron Artis-Payne [126 rush], Nick Marshall [119 rush], Sammie Coates [144 rec])

Had 100-yard receiver and 100-yard rusher in a game ... vs. ULM, 2016 (Kerryon Johnson [146 rush] & Tony Stevens [109 rec])

Had 100-yard receiver and 100-yard rusher in back-to-back games ... vs. #15 LSU (Cameron Artis-Payne [126 rush], Nick Marshall [119 rush], Sammie Coates [144 rec]) & at #3 Mississippi State, 2014 (D'haquille Williams [108 rec], Nick Marshall [100 rush])

Had two 100-yard rushers in back-to-back games ... vs. Louisiana Tech, 2014 (Cameron Artis-Payne [116] and Nick Marshall [105]) & vs. #15 LSU, 2014 (Cameron Artis-Payne [126 rush] and Nick Marshall [119 rush])

Had two 100-yard rushers in a game... vs. Alabama A&M, 2016 (Kam Martin [176 rush], Kerryon Johnson [108 rush])

Had a 300-yard rusher & 100-yard rusher in a game... vs. #5 Missouri [SECCG], 2013 (Tre Mason [304] and Nick Marshall [101])

Had a 200-yard rusher & 100-yard rusher in a game... vs. #5 Missouri [SECCG], 2013 (Tre Mason [304] and Nick Marshall [101])

Had two 150-yard rushers in a game... vs. Mississippi State, 2003 (Brandon Jacobs [182] and Carnell Williams [164])

Had three 100-yard rushers in a game ... vs. Maryland, 1983 (Tommie Agee [219], Lionel James [115] and Bo Jackson [105])

Had two 100-yard receivers in a game... at #2 Alabama, 2014 (Sammie Coates [206] and D'haquille Williams [121])

Had a 60-yard run and a 60-yard pass in a game ... vs. Alabama, 2009 (Terrell Zachery 67 rush, Chris Todd to Darwin Adams 72 pass)

Had three players with 2 rushing TDs... vs. ULM, 2003 (Carnell Williams [2], Brandon Jacobs [2], Tre Smith [2])

Had three players with 2 TDs... vs. Georgia, 2010 (Onterio McCalebb [3 rush], Cam Newton [2 rush], Philip Lutzenkirchen [2 rec.])

Had two players with seven or more catches in a game ... Courtney Taylor (7) & Silas Daniels vs. Alabama, 2003 (7)

Had quarterback catch a pass from himself ... Nick Marshall vs. Mississippi State, 2013 (37 yards)

Scored a touchdown on offense, defense and special teams... vs. ULM, 2008 (2 offense [1 pass, 1 rush], 1 defense [fumble return], 1 special team [punt return])

Scored on the first offensive play of the game ... vs. Alabama, 2003 (Carnell Williams, 80-yd run)

Scored on Auburn's first offensive play of the game ... vs. #17 Arkansas, 2016 (Eli Stove, 78-yd run)

Scored on first offensive series ... vs. Alabama A&M, 2016 (Jeremy Johnson 7-yd run)

Scored 2 touchdowns in the final 32 seconds ... vs. #1 Alabama, 2013 (Sammie Coates 39 yd pass from Nick Marshall (:32), Chris Davis 100 yd missed field goal return (:00); other time at Georgia Tech, 1987 (records back to 1967)

Returned a kickoff and a punt for a TD in the same game ... at Tennessee, 2013 (kickoff: Corey Grant, 90 yards & punt: Chris Davis, 85 yards) [1st time in Auburn history]

Returned a punt for a TD ... vs. Louisiana Tech, 2014 (Quan Bray) [76 yards]

Returned a kickoff for a TD ... at Tennessee, 2013 (Corey Grant) [90 yards]

Returned a missed FG for a TD...vs. Alabama, 2013 (Chris Davis) [100 yds]

Returned opening kickoff for a TD ... vs. Tennessee-Martin, 2008 (Tristan Davis) [95 yards]

Returned 2nd half opening KO for TD ... at Tennessee, 2013 (Corey Grant) [90 yds]

Returned three Interceptions for TDs ... vs. LSU, 1994 (Ken Alvis, Fred Smith, Brian Robinson)

Returned two Interceptions for TDs ... vs. LSU, 1994 (Ken Alvis, Fred Smith, Brian Robinson)

Returned an Interception for a TD ... vs. Idaho, 2015 (Johnathan Ford) [48]

Returned two fumbles for TDs ... vs. Vanderbilt, 2002 (Spencer Johnson, Karlos

The Last Time

Dansby)
Returned a fumble for a TD ... at Mississippi St., 2016 (Montravius Adams) [13 yds]
Had five or more fumbles ... vs. Southern Miss (5), 2008
Did not commit a turnover ... at Ole Miss, 2016
Did not commit a turnover in back-to-back games ... vs. #17 Arkansas, at Ole Miss (2016)
Did not commit a turnover in three consecutive games ... San Jose' St., at Kentucky, at Arkansas (2015)

Blocked a punt ... vs. Alabama, 2013 (Ryan Smith)
Blocked two punts ... vs. Virginia [Chick-fil-A] 2011 (Garrett Harper, Angelo Blackson)
Blocked three punts ... vs. ULM, 2003 (3 - Justin Fetsko [2], Donnay Young)
Returned a blocked punt for a TD ... vs. Florida, 2006 (Tre Smith)
Blocked a field goal ... vs. Alabama A&M, 2016 (Maurice Swain)
Returned a blocked field goal for a TD ... vs. Kentucky, 2009 (Neiko Thorpe) [69]
Blocked two field goals in a game ... vs. ULM, 2012 (Angelo Blackson, Corey Lemonier)
Blocked a PAT attempt ... at Ole Miss, 2016 (Montravius Adams)
Blocked two PAT attempts ... vs. LSU, 1998 (Charles Dorsey, 2)
Had a PAT blocked ... at Tennessee, 2013 (Cody Parkey)
Missed a PAT ... at Tennessee, 2013 (Cody Parkey, blocked)
Missed a kicking PAT ... vs. Tennessee-Chattanooga, 2010 (Wes Byrum)
Made 90 straight kicking PATs ... Daniel Carlson, 2014-16 (140)
Made 100 straight kicking PATs ... Daniel Carlson, 2014-16 (140)
Had a punt blocked ... at Mississippi State, 2009 (Clinton Durst)
Had a field goal blocked ... vs. Vanderbilt, 2016 (Daniel Carlson)
Had a field goal blocked & returned for a TD ... vs. Texas A&M, 2014 (Daniel Carlson 41-yard FGA blocked by Myles Garrett & returned by Deshazor Everett 65 yards)
Had a successful on-side kick ... vs. #5 Missouri [SECCG], 2013 (Cody Parkey)
Scored a safety ... vs. ULM, 2016 (Gary Walker)
Scored on a fake field goal ... vs. Arkansas State, 2016 (Carlson 20 yd run)
Scored an offensive two-point conversion ... at Arkansas, 2015 (Melvin Ray pass from Sean White)
Scored two or more offensive two-point conversions ... vs. Florida, 2002 [2]
Scored a defensive two-pt conversion ... vs. Ole Miss, 2009 (Demond Washington)

Held an opponent scoreless ... vs. Alabama A&M, 2016 (55-0)
Held a SEC opponent scoreless ... at Mississippi State, 2006 (34-0)
Held an opponent scoreless at Jordan-Hare Stadium ... vs. Alabama A&M, 2016 (55-0)
Held a SEC opponent scoreless at Jordan-Hare Stadium ... vs. Mississippi State, 2005 (28-0)
Held an opponent to five or fewer first downs ... vs. Ball State, 2001 (5)
Held an opponent to 10 or fewer first downs ... vs. Alabama A&M, 2016 (9)
Intercepted five or more passes ... vs. Northwestern [Outback], 2009 (5)
Intercepted four or more passes ... vs. Northwestern [Outback], 2009 (5)
Intercepted three or more passes in consecutive games ... at #2 Alabama, 2014 (3) & vs. #17 Wisconsin in Outback Bowl, 2015 (3)
Intercepted three or more passes ... at #25 Texas A&M, 2015 (3)
Allowed opponent 600 yards total offense and Auburn still won ... at #7 Texas A&M, 2013 (602)
Held an opponent to 300 or less yards total offense ... vs. Alabama A&M, 2016 (130)
Held an opponent to 300 or less yards total offense in consecutive games ... at Mississippi State (289), vs. #17 Arkansas (215), 2016
Held an opponent to 200 or less yards total offense ... vs. Alabama A&M, 2016 (130)
Held an opponent to 150 or less yards total offense ... vs. Alabama A&M, 2016 (130)
Held an opponent to 100 or less yards total offense ... vs. Ball State, 2001 (92)
Held an opponent to 100 or less yards rushing ... vs. Alabama A&M, 2016 (27)
Held a SEC opponent to 100 or less yards rushing ... vs. #17 Arkansas, 2016 (25)
Held an opponent to 50 or less yards rushing ... vs. Alabama A&M, 2016 (27)
Held an SEC opponent to 50 or less yards rushing ... vs. #17 Arkansas, 2016 (25)
Held an opponent to negative yards rushing ... vs. Florida, 2001 (-36)
Held an opponent to 100 or less yards passing ... Georgia, 2015 (97)
Held an opponent to no third down conversions ... vs. #15 LSU, 2014 (0-of-13)
Held an opponent without an offensive touchdown ... vs. Alabama A&M, 2016
Held a SEC opponent without an offensive touchdown ... at Georgia, 2016
Held an opponent without a touchdown ... vs. Alabama A&M, 2016
Held a SEC opponent without a touchdown ... vs. #17 Arkansas, 2016

Had 10 or more penalties ... vs. Idaho, 2015 (11)
Had 1 or fewer penalty ... vs. San Jose State, 2015 (1)
Had 100 or more penalty yards ... vs. Idaho, 2015 (107)
Had 5 or fewer penalty yards ... at Tennessee, 2013 (5)
Had 35 minutes time of possession... vs. Arkansas State, 2016 (35:42)
Was involved in a game that ended in a tie ... vs. Georgia, 1994 (23-23)
Was involved in an overtime game ... at Arkansas (4 OT), 2015 (54-46 loss)

Was involved in two overtime games in a single season ... vs. Jacksonville St. (27-20 win), at Arkansas (4 OT, 54-46 loss), 2015

AN AUBURN PLAYER

Rushed 40 times in a game ... Tre Mason (46) vs. #5 Missouri [SECCG], 2013
Rushed 35 times in a game ... Kamryn Pettway (39) at Mississippi St., 2016
Rushed 30 times in a game ... Kamryn Pettway (30) at Ole Miss, 2016
Rushed for 300 yards in a game ... Tre Mason (304) vs. #5 Missouri [SECCG], 2013
Rushed for 200 yards in a game ... Kamryn Pettway (236) at Ole Miss, 2016
Rushed for 150 yards in a game ... Kam Martin (176) vs. Alabama A&M, 2016
Rushed for 100 yards in a game ... Kam Martin (176) vs. Alabama A&M, 2016
Quarterback rushed for 200 yards in a game ... Nick Marshall (214) at Tennessee, 2013
Quarterback rushed for 100 yards in a game ... Nick Marshall (100) at #3 Mississippi State, 2014
Quarterback rushed for 100 yards in back-to-back SEC games ... Nick Marshall vs. #15 LSU (119) and at #3 Mississippi State (100), 2014
Quarterback rushed for 100 yards in 3 games during a season ... Nick Marshall vs. Louisiana Tech (105), #15 LSU (119) and at #3 Mississippi State (100), 201
Rushed for 100 yards in six consecutive games ... Tre Mason at Arkansas (168), at Tennessee (117), vs. #25 Georgia (115), vs. #1 Alabama (164), vs. #5 Missouri [SECCG] (304), vs. #1 Florida State [BCSNC] (195), 2013
Rushed for 100 yards in four consecutive games ... Kamryn Pettway at Mississippi State (169), vs. #17 Arkansas (192), at Ole Miss (236), vs. Vanderbilt (173), 2016
Rushed for 100 yards in three consecutive games ... Kamryn Pettway at Mississippi State (169), vs. #17 Arkansas (192), at Ole Miss (236), vs. Vanderbilt (173), 2016
Rushed for 100 yards in consecutive games ... Kamryn Pettway at Mississippi State (169), vs. #17 Arkansas (192), at Ole Miss (236), vs. Vanderbilt (173), 2016
Rushed for 100 yards in four consecutive games vs. ranked opponents ... Tre Mason vs. #25 Georgia (115), vs. #1 Alabama (164), vs. #5 Missouri [SECCG] (304), vs. #1 Florida State [BCSNC], 2013
Rushed for 100 yards in three consecutive games vs. ranked opponents ... Tre Mason vs. #25 Georgia (115), vs. #1 Alabama (164), vs. #5 Missouri [SECCG] (304), vs. #1 Florida State [BCSNC], 2013
Rushed for 100 yards in consecutive games vs. ranked opponents ... Nick Marshall vs. #15 LSU (119) and at #3 Mississippi State (100), 2014
Rushed for 150 yards in four consecutive games ... Kamryn Pettway at Mississippi State (169), vs. #17 Arkansas (192), at Ole Miss (236), vs. Vanderbilt (173), 2016
Rushed for 150 yards in three consecutive games ... Kamryn Pettway at Mississippi State (169), vs. #17 Arkansas (192), at Ole Miss (236), vs. Vanderbilt (173), 2016
Rushed for 150 yards in consecutive games ... Kamryn Pettway at Mississippi State (169), vs. #17 Arkansas (192), at Ole Miss (236), vs. Vanderbilt (173), 2016
Rushed for 6 or more TDs in a game ... Carnell Williams vs. Mississippi St., 2003 (6)
Rushed for 5 or more TDs in a game ... Peyton Barber vs. San Jose' St., 2015 (5)
Rushed for 4 or more TDs in a game ... Peyton Barber at Arkansas, 2015 (4)
Rushed for 3 or more TDs in a game ... Kamryn Pettway at Mississippi St., 2016 (3)
Rushed for 2 or more TDs in a game ... Kam Martin (2) & Jeremy Johnson (2) vs. Alabama A&M, 2016
2 Players Rushed for 2 or more TDs in a game ... Kam Martin (2) & Jeremy Johnson (2) vs. Alabama A&M, 2016
Rushed for 3 TDs or more in consecutive games ... Tre Mason at Arkansas (4) & at Tennessee (3), 2013
QB Rushed for 2 or more TDs in a game ... Jeremy Johnson vs. Alabama A&M, 2016
QB Rushed for 2 or more TDs in back-to-back SEC games ... Nick Marshall vs. South Carolina (3), at #7 Ole Miss (2) & vs. Texas A&M (2), 2014
QB Rushed for 2 or more TDs in 3 straight SEC games ... Nick Marshall vs. South Carolina (3), at #7 Ole Miss (2) & vs. Texas A&M (2), 2014
Rushed for 2 or more TDs in four consecutive games ... Carnell Williams vs. Western Carolina (2), vs. Vanderbilt (2), at Mississippi State (2), vs. Syracuse (2), 2002
Rushed for 2 or more TDs in three consecutive games ... Nick Marshall vs. South Carolina (3), at #7 Ole Miss (2) & vs. Texas A&M (2), 2014
Rushed for a TD in 11 consecutive games ... Tre Mason at #6 LSU (2); vs. #24 Ole Miss (1); vs. WCU (2); at #7 Texas A&M (1); vs. Florida Atlantic (1); at Arkansas (4); at Tennessee (3); vs. #25 Georgia (1); vs. #1 Alabama (1); vs. #5 Missouri [SECCG] (4); vs. #1 Florida State (1), 2013
Rushed for a TD in 10 consecutive games ... Tre Mason at #6 LSU (2); vs. #24 Ole Miss (1); vs. WCU (2); at #7 Texas A&M (1); vs. Florida Atlantic (1); at Arkansas (4); at Tennessee (3); vs. #25 Georgia (1); vs. #1 Alabama (1); vs. #5 Missouri [SECCG] (4); vs. #1 Florida State (1), 2013
Rushed for a combined 11 TDs in 3 straight games ... Peyton Barber vs. San Jose' St. (5), at Kentucky (2), at Arkansas (4), 2015
Rushed for a combined 9 TDs in 3 straight games ... Cam Newton at Kentucky (4), vs. #12 Arkansas (3) and vs. #6 LSU (2), 2010
Rushed for a combined 8 TDs in 3 straight games ... Tre Mason at Arkansas (4), at Tennessee (3) and vs. #25 Georgia (1), 2013
Rushed for a combined 7 TDs in 3 straight games ... Nick Marshall vs. South Carolina

The Last Time

(3), at #7 Ole Miss (2) & vs. Texas A&M (2), 2014
Rushed for a combined 6 TDs in 3 straight games ... Kamryn Pettway at Mississippi St. (3), vs. #17 Arkansas (2), at Ole Miss (1), 2016
Rushed for a TD on his first career rush ... Jason Smith at Arkansas, 2015 (9 yds)

Passed for 450 yards in a game ... Nick Marshall at #2 Alabama, 2014 (456)
Passed for 400 yards in a game ... Nick Marshall at #2 Alabama, 2014 (456)
Passed for 300 yards in a game ... Nick Marshall at #2 Alabama, 2014 (456)
Attempted 50 passes in a game ... Dameyune Craig vs. Mississippi State, 1997 (54)
Attempted 40 passes in a game ... Nick Marshall at #2 Alabama, 2014 (43)
Threw five TDs in a game ... Chris Todd vs. Ball State, 2009 (5)
Threw four TDs in a game ... Jeremy Johnson vs. Western Carolina, 2013 (4)
Threw three TDs in a game ... Sean White vs. Arkansas State, 2016 (3)
Threw four TDs or more in consecutive games ... Chris Todd vs. West Virginia (4), vs. Ball State (5), 2009
Threw two TDs or more in five consecutive games ... Cam Newton at Ole Miss (2), vs. Chattanooga (4), vs. Georgia (2), at Alabama (3), vs. South Carolina (4), 2010
Threw a TD pass on Auburn's 1st pass of an SEC Championship Game ... Nick Marshall vs. #5 Missouri (38-yard TD pass to Sammie Coates in 1st qtr.), 2013

Had 500 yards total offense in a game ... Nick Marshall at #2 Alabama, 2014 (505)
Had 400 yards total offense in a game ... Nick Marshall at #2 Alabama, 2014 (505)
Had 300 yards total offense in a game ... Sean White vs. Arkansas State, 2016 (304)
Accounted for four or more TDs in a game ... Jeremy Johnson vs. Idaho, 2015 (2 rush, 2 pass)
Freshman Accounted for four or more TDs in a game ... Jeremy Johnson vs. Western Carolina, 2013 (4)
Two Players Accounted for three or more TDs in a game ... Tre Mason (3 rush) & Nick Marshall (2 rush, 1 pass) at Tennessee, 2013
Accounted for three or more TDs in a game ... Jeremy Johnson vs. Alabama A&M, 2016 (2 rush, 1 pass)
Accounted for three TDs in consecutive games ... Nick Marshall vs. South Carolina, 2014 (3 rush, 1 pass), at #7 Ole Miss (2 pass, 2 rush) & vs. Texas A&M (2 rush, 1 pass), 2014
Accounted for three TDs in three consecutive games ... Nick Marshall vs. South Carolina, 2014 (3 rush, 1 pass), at #7 Ole Miss (2 pass, 2 rush) & vs. Texas A&M (2 rush, 1 pass), 2014
Accounted for three TDs in four consecutive games ... Cam Newton vs. Chattanooga (5), vs. Georgia (4), at Alabama (4), vs. South Carolina (6), 2010

Caught 15 passes in a game... Willie Goshu vs. Arkansas, 1995 (17)
Caught 12 or more passes in a game ... Darvin Adams vs. Northwestern [Outback], 2009 (12)
Caught 10 or more passes in a game ... Ricardo Louis vs. Jacksonville St., 2015 (10)
Caught seven or more passes in a game ... Tony Stevens vs. #17 Texas A&M, 2016 (8)
Had 200 or more yards receiving in a game ... Sammie Coates at #2 Alabama, 2014 (206)
Had 150 or more yards receiving in a game ... Ricardo Louis at Kentucky, 2015 (154)
Had 100 yards receiving in three consecutive games ... Sammie Coates at No. 7 Texas A&M (104), vs. Florida Atlantic, 2013 & at Arkansas (102), 2013
Had 100 yards receiving in consecutive games ... Sammie Coates at No. 7 Texas A&M (104) & vs. Florida Atlantic, 2013 (113)
Had 100 or more yards receiving in a game ... Tony Stevens vs. ULM, 2016 (109)
Caught four or more TD passes in a game ... Alexander Wright vs. Pacific, 1989 (4)
Caught three or more TD passes in a game ... Darvin Adams vs. Furman, 2009 (3)
Caught two or more TD passes in a game ... Tony Stevens vs. Arkansas State, 2016 (2)
Caught a TD pass in consecutive games ... Jason Smith vs. #2 Alabama and vs. Memphis, 2015
Caught a TD pass in three consecutive games ... Sammie Coates at #7 Texas A&M, vs. Florida Atlantic and at Arkansas, 2013
Caught a TD pass in six consecutive games ... Emory Blake vs. South Carolina [SECCG], vs. Oregon [BCSNCG], vs. Utah State, vs. Mississippi State, at Clemson, vs. Florida Atlantic, 2010/11
Caught a TD pass in seven consecutive games ... Emory Blake at Alabama; vs. South Carolina [SECCG], vs. Oregon [BCSNCG], vs. Utah State, vs. Mississippi State, at Clemson, vs. Florida Atlantic, 2010/11
Caught 1 TD pass & had a rushing TD in the same game ... Stanton Truitt (45 yd catch/20 yd rush/31 yd rush) vs. #17 Arkansas, 2016
Receiver caught 1 TD pass & had a rushing TD in the same game... Stanton Truitt (45 yd catch/20 yd rush/31 yd rush) vs. #17 Arkansas, 2016
Running back caught 1 TD pass & had a rushing TD in the same game... Tre Mason (12 yd catch/37 yd rush) vs. FSU [BCSNCG], 2014
Caught 1 TD pass & had a punt return for a TD in the same game ... Quan Bray (2 TD receptions [44 & 37]) & a 76-yard punt return for a TD, vs. Louisiana Tech, 2014
Caught a TD pass on his first career catch ... Jalen Harris at Ole Miss, 2016 (15 yds)
Quarterback caught a TD pass ... Kiehl Frazier from Quan Bray vs. ULM, 2012
Quarterback caught a pass from himself ... Nick Marshall vs. Mississippi State, 2013
Running back caught two or more TD passes in a game ... Mario Fannin vs. Arkansas St., 2010 (2)
Running back caught a TD pass in consecutive games ... Mario Fannin vs. West Virginia,

Ball State, 2009
Tight end caught two or more TD passes in a game ... Philip Lutzenkirchen vs. Ole Miss, 2011 (2)
Tight end caught a TD pass in consecutive games ... CJ Uzomah vs. LA Tech, vs. LSU, 2014

Scored 18 or more points kicking ... Daniel Carlson vs. #17 LSU, 2016 (18)
Scored 15 or more points kicking ... Daniel Carlson at Ole Miss, 2016 (16)
Kicked 6 or more field goals in a game ... Daniel Carlson vs. #17 LSU, 2016 (6)
Kicked five or more field goals in a game ... Daniel Carlson vs. #17 LSU, 2016 (6)
Kicked four or more field goals in a game ... Daniel Carlson at #1 Alabama, 2016 (4)
Had 150 kickoff return yards in a game ... Tre Mason vs. Utah State, 2011 (176)
Had 100 punt return yards in a game ... Chris Davis at Tennessee, 2013 (127)
Scored four or more TDs ... Peyton Barber at Arkansas, 2015 (4)
Scored three or more TDs ... Stanton Truitt vs. #17 Arkansas, 2016 (2 rush, 1 rec)
Scored a rushing and receiving TD in a game ... Stanton Truitt vs. #17 Arkansas, 2016 (2 rushing, 1 receiving)

Had an 80-yard run ... John Franklin III vs. ULM, 2016 (82)
Had a 70-yard run ... Eli Stove vs. #17 Arkansas, 2016 (78)
Had a 60-yard run ... Kamryn Pettway vs. Vanderbilt, 2016 (60)
Completed an 80-yard pass ... Nick Marshall to Sammie Coates at Arkansas, 2013 (88)
Completed a 70-yard pass ... Jeremy Johnson to Jason Smith vs. #2 Alabama, 2015 (77)
Completed a 60-yard pass ... Jeremy Johnson to Jason Smith vs. #2 Alabama, 2015 (77)
Kicked a field goal of 50 or more yards ... Daniel Carlson at #1 Alabama, 2016 (52)
Kicked a field goal of 50 or more yards in consecutive games ... Daniel Carlson, 2015; vs. Wisconsin [Outback Bowl] (51), vs. Louisville (56)
Kicked two field goals of 50+ yards in a game ... Win Lyle vs. Tennessee, 1987 (55, 52)
Had a 70-yard punt ... Kody Bliss vs. Tulane, 2006 (71)
Had a 60-yard punt ... Kevin Phillips vs. #2 Clemson, 2016 (68)
Had four punts of 50+ yards in a game ... Kevin Phillips at #13 LSU, 2015 (56, 50, 51, 52)
Had three punts of 50+ yards in a game ... Kevin Phillips at #13 LSU, 2015 (56, 50, 51, 52)
Had two punts of 50+ yards in a game ... Kevin Phillips at Georgia, 2016 (50, 50)
Had four or more punts inside the 20 in a game ... Kevin Phillips at Georgia, 2016 (4)

Blocked a field goal in a game ... Maurice Swain vs. Alabama A&M, 2016
Blocked two field goals in a game ... Alton Moore at Georgia, 2001
Blocked a PAT attempt ... Montravius Adams at Ole Miss, 2016
Blocked two PAT attempts ... Charles Dorsey vs. LSU, 1998 (2)
Made 50 straight PAT attempts ... Daniel Carlson, 2014-16 (140)
Blocked a punt in a game... Ryan Smith vs. Alabama, 2013
Blocked two punts in a game... Justin Fetsko vs. ULM, 2003 (2)

Had 15 or more tackles in a game... Daren Bates at Ole Miss, 2012 (16)
Intercepted three or more passes in a game ... Junior Rosegreen at Tennessee, 2004 (4)
Intercepted two or more passes in a game ... Daniel Thomas at #1 Alabama, 2016 (2)
Intercepted a pass in consecutive games ... Joshua Holsey at Ole Miss (1) & vs. Vanderbilt (1), 2016
Intercepted two or more passes in consecutive games ... Jonathan Jones at #13 Mississippi State (2) & vs. South Carolina (2), 2014
Intercepted a pass in three consecutive games ... Terraud Powers, vs. Tennessee Tech, at Georgia; vs. Alabama, 2007
Recovered two fumbles in a game ... Montravius Adams at Mississippi St., 2016 (2)
Forced two fumbles in a game ... Corey Lemonier at Georgia, 2011 (2)
Forced and recovered a fumble ... Cassanova McKinzy at Vanderbilt, 2012
Intercepted a pass and had a fumble recovery in a game ... Montravius Adams vs. LA Tech, 2014
Had a player play on both offense and defense in the same game ... Johnathan Ford vs. Alabama A&M, 2016
Was ejected ... Deshaun Davis vs. Vanderbilt, 2016

AN AUBURN OPPONENT

Scored 60 or more points ... Texas A&M, 2012 (63)
Scored 55 or more points ... at Arkansas (4 OT), 2015 (54)
Scored 40 or more points ... at Arkansas (4 OT), 2015 (54)

Had 400 or more yards rushing ... at #13 LSU, 2015 (411)
Had 350 or more yards rushing ... at #13 LSU, 2015 (411)
Had 300 or more yards rushing ... at #13 LSU, 2015 (411)
Had 250 or more yards rushing ... #2 Alabama, 2015 (286)
Had 50 or more rushing attempts ... #2 Alabama, 2015 (50)
Had five or more rushing TDs ... at #13 LSU, 2015 (5)

Had 500 yards passing ... Northwestern [Outback], 2009 (532)

The Last Time

Had 400 yards passing ... at Ole Miss, 2016 (465)
Had 350 yards passing ... at Ole Miss, 2016 (465)
Had 300 yards passing ... at Ole Miss, 2016 (465)
Had 60 or more pass attempts ... Washington State, 2013 (65)
Had 50 or more pass attempts ... at Ole Miss, 2015 (59)
Had 40 or more pass attempts ... at Ole Miss, 2016 (59)
Had 30 or more pass completions ... at Ole Miss, 2016 (36)
Had 25 or more pass completions ... at #1 Alabama, 2016 (28)
Had five or more TDs passing ... South Carolina, 2014 (5)
Had four or more TDs passing ... at #2 Alabama, 2014 (4)
Had three or more TDs passing ... at Ole Miss, 2016 (3)
Had five passes intercepted ... Northwestern [Outback], 2009 (5)
Had four passes intercepted ... Northwestern [Outback], 2009 (5)

Had 600 yards total offense ... at #7 Texas A&M, 2013 (602)
Had 500 yards total offense ... at #1 Alabama, 2016 (501)
Had 400 yards total offense ... at #1 Alabama, 2016 (501)
Had five or more fumbles ... at Mississippi State, 2016 (5)
Lost four or more fumbles ... Mississippi State, 2002 (4)
Had four or more turnovers ... ULM, 2010 (3 fum/1 int)
Returned a punt for a TD ... Georgia, 2015 (Isaiah McKenzie, 53)
Returned a kickoff for a TD ... vs. #1 Florida State [BCSNC], 2013 (Kermit Whitfield, 100)
Returned an interception for a TD ... Memphis, 2015 (Reggis Ball, 53)
Returned a fumble for a TD ... vs. #5 Missouri [SECCG], 2013 (E.J. Gaines, 11)
Returned a blocked punt for a TD ... Mississippi State, 2009 (Robert Elliott, 10)

Returned a blocked field goal for a TD ... Texas A&M, 2014 (Myles Garrett blocked Daniel Carlson's 41-yd FGA & Deshazor Everett returned it 65 yards)
Blocked an Auburn punt ... Mississippi State, 2009
Blocked an Auburn field goal ... Vanderbilt, 2016 (Zach Cunningham blocked a Daniel Carlson 35 yd FG attempt, recovered by Vanderbilt)
Blocked an Auburn PAT ... at Tennessee, 2013 (Daniel McCullers)
Had a successful on-side kick ... South Carolina, 2014 (Landon Ard kick, Skai Moore recovery)

Held Auburn to 300 yards total offense ... at #1 Alabama, 2016 (182)
Held Auburn to 200 yards total offense ... at #1 Alabama, 2016 (182)
Held Auburn to 150 yards total offense ... Alabama, 2011 (140)
Held Auburn below 100 yards rushing ... at #1 Alabama, 2016 (66)
Held Auburn below 50 yards rushing ... Arkansas, 2012 (40)
Held Auburn to negative yards rushing ... Tennessee, 1997 (-15)
Held Auburn below 100 yds. passing ... at Georgia, 2016 (37) (8-22 att)
Held Auburn to 10 or fewer first downs ... at #1 Alabama, 2016 (7)
Had 10 or more penalties ... Arkansas State, 2016 (10)
Had 0 penalties ... at #20 Kansas State, 2014 (0)
Had 100 or more yards in penalties ... Arkansas, 2007 (100)
Had no third down conversions ... #15 LSU, 2014 (0-13)
Had three 100-yard receivers in a game ... at #7 Ole Miss, 2014 (Evan Engram, 123; Vince Sanders, 105; Laquon Treadwell, 103)
Had two 100-yard receivers in a game ... Idaho, 2015 (Callen Hightower 161; Trent Cowan, 118)
Had a 200-yard rusher in a game ... #2 Alabama, 2015 (Derrick Henry, 271)
Had a 200-yard receiver in a game ... at #2 Alabama, 2014 (Amari Cooper, 224)
Had a 100-yard rusher and a 100-yard receiver ... #2 Clemson, 2016 (Wayne Gallman, 123 rush; Mike Williams, 174 rec.)
Had a 100-yard rusher and two 100-yard receivers ... Tulane, 2006 (Matt Forte, 117 rush; Preston Brown, 139 rec.; Damarcus Davis, 126 rec.)
Did not have a turnover ... Arkansas State, 2016
Scored a safety ... LSU, 2012
Scored a two-point conversion ... at # Arkansas, 2015 (Jeremy Sprinkle pass from Brandon Allen & Kody Walker pass from Brandon Allen)
Had 40 minutes time of possession ... at #1 Alabama, 2016 (40:29)

AN OPPOSING PLAYER

Rushed for 200 yards in a game ... Derrick Henry, #2 Alabama, 2015 (271)
Rushed for 150 yards in a game ... Derrick Henry, #2 Alabama, 2015 (271)
Had two players rush for 100 yards in a game ... Melvin Gordon (251) & Corey Clement (105), #17 Wisconsin [Outback Bowl], 2015 (251)
Rushed for 100 yards in a game ... Nick Chubb, Georgia, 2016 (101)
Quarterback rushed for 100 yards in a game ... Lamar Jackson, vs. Louisville, 2015 (106)

Passed for 500 yards in a game ... Mike Kafka, Northwestern [Outback], 2009 (532)
Passed for 400 yards in a game ... Chad Kelly, at Ole Miss, 2016 (465)
Passed for 350 yards in a game ... Chad Kelly, at Ole Miss, 2016 (465)
Passed for 300 yards in a game ... Chad Kelly, at Ole Miss, 2016 (465)

Attempted 70 passes in a game ... Mike Kafka, Northwestern [Outback], 2009 (78)
Attempted 60 passes in a game ... Connor Halliday, Washington State, 2013 (65)
Attempted 50 passes in a game ... Chad Kelly, at Ole Miss, 2016 (59)
Attempted 40 passes in a game ... Chad Kelly, at Ole Miss, 2016 (59)
Completed 40 passes in a game ... Mike Kafka, Northwestern [Outback], 2009 (47)
Completed 30 passes in a game ... Chad Kelly, at Ole Miss, 2016 (36)
Threw five or more TD passes in a game ... Dylan Thompson, South Carolina, 2014 (5)
Threw four or more TD passes in a game ... Blake Sims, at #2 Alabama, 2014 (4)
Threw three or more TD passes in a game ... Chad Kelly, at Ole Miss, 2016 (3)

Had 500 yards total offense ... Chad Kelly, at Ole Miss, 2016 (505)
Had 400 yards total offense ... Chad Kelly, at Ole Miss, 2016 (505)
Had 350 yards total offense ... Chad Kelly, at Ole Miss, 2016 (505)
Accounted for 5 or more TDs ... Blake Sims, at #2 Alabama, 2014 (5)
Accounted for 5 or more TDs in back-to-back seasons ... Johnny Manziel, #22 Texas A&M, 2012 (5), and at #7 Texas A&M, 2013 (5)

Threw, Ran and Caught a TD in a game ... Bo Wallace, Ole Miss, 2012 (2 rush, 1 pass, 1 rec.)

Caught 14 or more passes ... Josh Barge, Jacksonville St., 2015 (14)
Three or more players caught seven or more passes ... Laquon Treadwell (10), Evan Engram (8), Vince Sanders (7), at #7 Ole Miss, 2014
Had 200 yards receiving ... Amari Cooper (224), at #2 Alabama, 2014
Had 100 yards receiving ... ArDarius Stewart (127), #1 Alabama, 2016
Caught four or more TD passes ... Mike Evans, at #7 Texas A&M, 2013 (4)
Caught three or more TD passes ... Amari Cooper, at #2 Alabama, 2014 (3)
Caught two or more TD passes ... Drew Morgan, at Arkansas, 2015 (2)

Scored four TDs ... James Franklin, at #5 Missouri [SECCG], 2013 (3 pass, 1 rush)
Scored three TDs ... Leonard Fournette, at #13 LSU, 2015 (3 rush)

Had a 90-yard run ... Joe Adams, Arkansas, 2011 (92 [TD])
Had an 80-yard run ... Trayveon Williams, #17 Texas A&M, 2016 (89)
Had a 70-yard run ... Trayveon Williams, #17 Texas A&M, 2016 (89)
Had a 60-yard run ... Trayveon Williams, #17 Texas A&M, 2016 (89)
Completed a 99-yard pass ... AJ McCarron to Amari Cooper, #1 Alabama, 2013 (99)
Completed an 80-yard pass ... AJ McCarron to Amari Cooper, #1 Alabama, 2013 (99)
Completed a 70-yard pass ... Matt Linehan to Callen Hightower, vs. Idaho, 2015 (71)
Completed a 60-yard pass ... Chad Voytik to Christian Booker, vs. Arkansas State, 2016 (68)
Completed a 50-yard pass ... Jacob Eason to Riley Ridley, at Georgia, 2016 (57)

Kicked a 50-yard field goal ... Tommy Openshaw, Vanderbilt, 2016 (52)
Had a 70-yard punt ... JK Scott, at #2 Alabama, 2014 (70)
Had a 60-yard punt ... JK Scott, at #2 Alabama, 2014 (70)
Made five or more FGs ... Daniel LaCamera, #17 Texas A&M, 2016 (5)
Made four or more FGs ... Daniel LaCamera, #17 Texas A&M, 2016 (5)
Made three or more FGs ... Adam Griffith, #1 Alabama, 2016 (3)
Missed three or more FGs ... Jack Cantele, at #20 Kansas State, 2014 (3)
Had an 80-yard kickoff return ... K. Whitfield, vs. #1 FSU [BCS], 2013 (100, TD)

BOTH TEAMS

Had a player return an interception for a touchdown ... Mississippi State, 2011 [AU Demetruce McNeal 43 yds; MSU Johnathan Banks 27 yds]
Combined for 1,217 yards of total offense ... Auburn (615) at #7 Texas A&M (602), 2013 (1,217)
Combined for 1,200 yards of total offense ... Auburn (677) vs. #5 Missouri [SECCG] (534), 2013 (1,211)
Combined for 1,100 yards of total offense ... #15 Auburn (554) at Ole Miss (570), 2016 (1,124)
Combined for 1,000 yards of total offense ... #15 Auburn (554) at Ole Miss (570), 2016 (1,124)
Had both a 100-yard rusher and a 100-yard receiver ... at #6 LSU, 2013 [AU Tre Mason 132 rushing yds & Sammie Coates 139 receiving yds; LSU Jeremy Hill 184 rushing yds & Jarvis Landry 118 receiving yds]

Items in **BOLD** set during 2016 season

Auburn Bowl History

All-Time Bowl Appearances

School	Appearances
1. Alabama	65
2. Texas	53
Nebraska	53
4. Southern Cal	52
Tennessee	52
Georgia	52
7. Oklahoma	50
8. LSU	48
Ohio State	48
10. Penn State	47
11. Michigan	45
Florida State	45
13. Georgia Tech	44
14. Florida	43
15. Arkansas	42
16. Auburn	41
17. Clemson	40
18. Miami (Fla.)	38
Texas A&M	38
20. Texas Tech	37
Ole Miss	37

*Includes 2016-17 bowl berths

All-Time Bowl Wins

School	Wins
1. Alabama	37
2. Southern Cal	34
3. Georgia	29
4. Oklahoma	28
Penn State	28
6. Texas	27
Tennessee	27
8. Florida State	26
Nebraska	26
10. Georgia Tech	24
LSU	24
Ole Miss	24
13. Auburn	23
Ohio State	23
15. Florida	21
16. Michigan	21
17. Clemson	20
18. Miami (Fla.)	18
19. Notre Dame	17
Texas A&M	17

Auburn in Bowl Games (23-15-2)

Season	Bowl	Opponent	Score	W-L-T	AU Coach	Date
1936	Bacardi	Villanova	7-7	T	Jack Meagher	1/1/1937
1937	Orange	Michigan State	6-0	W	Jack Meagher	1/1/1938
1953	Gator	Texas Tech	13-35	L	Shug Jordan	1/1/1954
1954	Gator	Baylor	33-13	W	Shug Jordan	12/31/1954
1955	Gator	Vanderbilt	13-25	L	Shug Jordan	12/31/1955
1963	Orange	Nebraska	7-13	L	Shug Jordan	1/1/1964
1965	Liberty	Ole Miss	7-13	L	Shug Jordan	12/18/1965
1968	Sun	Arizona	34-10	W	Shug Jordan	12/28/1968
1969	Astro-Bluebonnet	Houston	7-36	L	Shug Jordan	12/31/1969
1970	Gator	Ole Miss	35-28	W	Shug Jordan	1/2/1971
1971	Sugar	Oklahoma	22-40	L	Shug Jordan	1/1/1972
1972	Gator	Colorado	24-3	W	Shug Jordan	12/30/1972
1973	Sun	Missouri	17-34	L	Shug Jordan	12/29/1973
1974	Gator	Texas	27-3	W	Shug Jordan	12/30/1974
1982	Tangerine	Boston College	33-26	W	Pat Dye	12/18/1982
1983	Sugar	Michigan	9-7	W	Pat Dye	1/2/1984
1984	Liberty	Arkansas	21-15	W	Pat Dye	12/27/1984
1985	Cotton	Texas A&M	16-36	L	Pat Dye	1/1/1986
1986	Citrus	Southern Cal	16-7	W	Pat Dye	1/1/1987
1987	Sugar	Syracuse	16-16	T	Pat Dye	1/1/1988
1988	Sugar	Florida State	7-13	L	Pat Dye	1/2/1989
1989	Hall of Fame	Ohio State	31-14	W	Pat Dye	1/1/1990
1990	Peach	Indiana	27-23	W	Pat Dye	12/29/1990
1995	Outback	Penn State	13-43	L	Terry Bowden	1/1/1996
1996	Independence	Army	32-29	W	Terry Bowden	12/31/1996
1997	Peach	Clemson	21-17	W	Terry Bowden	1/2/1998
2000	Citrus	Michigan	28-31	L	Tommy Tuberville	1/1/2001
2001	Peach	North Carolina	10-16	L	Tommy Tuberville	12/31/2001
2002	Capital One	Penn State	13-9	W	Tommy Tuberville	1/1/2003
2003	Music City	Wisconsin	28-14	W	Tommy Tuberville	12/31/2003
2004	Sugar	Virginia Tech	16-13	W	Tommy Tuberville	1/3/2005
2005	Capital One	Wisconsin	10-24	L	Tommy Tuberville	1/2/2006
2006	Cotton	Nebraska	17-14	W	Tommy Tuberville	1/1/2007
2007	Chick-fil-A	Clemson	23-20 [OT]	W	Tommy Tuberville	12/31/2007
2009	Outback	Northwestern	38-35 [OT]	W	Gene Chizik	1/1/2010
2010	BCS National Championship	Oregon	22-19	W	Gene Chizik	1/10/2011
2011	Chick-fil-A	Virginia	43-24	W	Gene Chizik	12/31/2011
2013	BCS National Championship	Florida State	31-34	L	Gus Malzahn	1/6/2014
2014	Outback	Wisconsin	31-34 [OT]	L	Gus Malzahn	1/1/2015
2015	Birmingham	Memphis	31-10	W	Gus Malzahn	12/30/2015
2016	Sugar	Oklahoma			Gus Malzahn	1/2/2017

Auburn's Bowl Series Record

Bowl	Appearances	W-L-T	Pct.	Seasons
Gator	6	4-2	.667	1953-54-55-70-72-74
Sugar	6	2-2-1	.500	1971-83-87-88-04-16
Capital One (Citrus/Tangerine)	5	3-2	.600	1982-86-00-02-05
Chick-fil-A (Peach)	5	4-1	.800	1990-97-01-07-11
Outback (Hall of Fame)	4	2-2	.500	1989-95-09-14
Cotton	2	1-1	.500	1985-06
Sun	2	1-1	.500	1968-73
Orange	2	1-1	.500	1937-63
Liberty	2	1-1	.500	1965-84
BCS National Championship	2	1-1	.500	2010-13
Birmingham	1	1-0	1.000	2015
Music City	1	1-0	1.000	2003
Independence	1	1-0	1.000	1996
Bacardi	1	0-0-1	.500	1936
Astro-Bluebonnet	1	0-1	.000	1969
TOTALS	41	23-15-2	.600	

Auburn Bowl Records

Auburn Individual Records

RUSHING ATTEMPTS

- 37 Ronnie Brown vs. Penn State, 2003 Capital One
- 34 Tre Mason vs. Florida State, 2014 BCS Championship
- 31 Bo Jackson vs. Texas A&M, 1986 Cotton
- 28 Brent Fullwood vs. USC, 1987 Citrus
- 27 Jovon Robinson vs. Memphis, 2015 Birmingham
- 26 Cameron Artis-Payne vs. Wisconsin, 2015 Outback
- 25 Rudi Johnson vs. Michigan, 2001 Citrus
- 24 Kenny Irons vs. Nebraska, 2007 Cotton
- 22 Cam Newton vs. Oregon, 2011 BCS Championship
- 22 Michael Dyer vs. Oregon, 2011 BCS Championship
- 22 Kenny Irons vs. Wisconsin, 2006 Capital One
- 22 Bo Jackson vs. Michigan, 1984 Sugar

RUSHING YARDS

- 195 Tre Mason vs. Florida St. (34 carries, 1 TD), 2014 BCS Championship
- 184 Ronnie Brown vs. Penn State (37 carries, 1 TD), 2003 Capital One
- 152 Brent Fullwood vs. USC (28 carries, 1 TD), 1987 Citrus
- 143 Michael Dyer vs. Oregon (22 carries), 2011 BCS Championship
- 134 Joe Childress vs. Baylor (20 carries, 2 TD), 1954 Gator
- 130 Bo Jackson vs. Michigan (22 carries), 1984 Sugar
- 129 Bo Jackson vs. Texas A&M (31 carries, 1 TD), 1986 Cotton
- 126 Cameron Artis-Payne vs. Wisconsin (26 carries, 2 TD), 2015 Outback
- 126 Jovon Robinson vs. Memphis (27 carries), 2015 Birmingham
- 119 Stephen Davis vs. Penn State (12 carries), 1996 Outback
- 111 Tom Bryan vs. Ole Miss (19 carries, 1 TD), 1965 Liberty

MOST RUSHING TOUCHDOWNS

- 2 Ben Tate vs. Northwestern, 2010 Outback
- 2 Ronnie Brown vs. Wisconsin, 2003 Music City
- 2 Carnell Williams vs. Wisconsin, 2003 Music City
- 2 Ronnie Brown vs. Penn State, 2002 Capital One
- 2 Stan White vs. Indiana, 1990 Peach
- 2 Bo Jackson vs. Arkansas, 1984 Liberty
- 2 Bo Jackson vs. Boston College, 1982 Tangerine
- 2 Joe Childress vs. Baylor, 1954 Gator
- 2 Kiehl Frazier vs. Virginia, 2011 Chick-fil-A
- 2 Cameron Artis-Payne vs. Wisconsin, 2015 Outback

PASS ATTEMPTS

- 48 Stan White vs. Indiana, 1990 Peach
- 48 Pat Sullivan vs. Oklahoma, 1972 Sugar
- 48 Dameyune Craig vs. Clemson, 1998 Peach
- 48 Pat Sullivan vs. Ole Miss, 1971 Gator
- 42 Dameyune Craig vs. Army, 1996 Independence

PASS COMPLETIONS

- 31 Stan White vs. Indiana, 1990 Peach
- 28 Ben Leard vs. Michigan, 2001 Citrus
- 27 Pat Sullivan vs. Ole Miss, 1971 Gator
- 25 Brandon Cox vs. Clemson, 2007 Chick-fil-A
- 24 Jeff Burger vs. Syracuse, 1988 Sugar
- 24 Dameyune Craig vs. Army, 1996 Independence

PASSING YARDS

- 394 Ben Leard vs. Michigan (28-37-2, 3 TD), 2001 Citrus
- 370 Dameyune Craig vs. Army (24-42-1, 2 TD), 1996 Independence
- 351 Stan White vs. Indiana (31-48-0, 1 TD), 1990 Peach
- 351 Pat Sullivan vs. Ole Miss (27-43-1, 2 TD), 1971 Gator
- 265 Cam Newton vs. Oregon (20-34-1, 2 TD), 2011 BCS Championship

MOST TOUCHDOWN PASSES

- 3 Ben Leard vs. Michigan, 2001 Citrus
- 3 Reggie Slack vs. Ohio State, 1990 Hall of Fame
- 2 Cam Newton vs. Oregon, 2011 BCS Championship
- 2 Dameyune Craig vs. Army, 1996 Independence
- 2 Loran Carter vs. Arizona, 1968 Sun
- 2 Pat Sullivan vs. Ole Miss, 1971 Gator
- 2 Phil Gargis vs. Missouri, 1973 Sun; vs. Texas, 1974 Gator
- 2 Nick Marshall vs. Florida St, 2014 BCS; vs. Wisconsin, 2015 Outback

RECEPTIONS

- 12 Darvin Adams vs. Northwestern (142 yards), 2010 Outback
- 10 Willie Gosha vs. Army (132 yards, 1 TD), 1996 Independence
- 9 Victor Hall vs. Indiana (74 yards), 1990 Peach
- 8 Terry Beasley vs. Ole Miss (143 yards, 1 TD), 1971 Gator
- 7 Ronney Daniels vs. Michigan (98 yards, 1 TD), 2001 Citrus
- 7 Herbert Casey vs. Indiana (159 yards), 1990 Peach
- 7 Stacy Danley vs. Syracuse (34 yards), 1988 Sugar

RECEIVING YARDS

- 159 Herbert Casey vs. Indiana, 1990 Peach
- 143 Terry Beasley vs. Ole Miss, 1971 Gator
- 142 Darvin Adams vs. Northwestern, 2010 Outback
- 132 Willie Gosha vs. Army, 1996 Independence
- 125 Lawyer Tillman vs. Syracuse, 1988 Sugar
- 119 Karsten Bailey vs. Clemson, 1998 Peach
- 108 Emory Blake vs. Virginia, 2011 Chick-fil-A

RECEIVING TOUCHDOWNS

- 2 Thom Gossom vs. Missouri, 1973 Sun
- 2 Ed Butler vs. Texas, 1974 Gator
- 2 Greg Taylor vs. Ohio State, 1990 Hall of Fame

SCORING

- 15 Joe Childress vs. Baylor (2 TD, 3 PAT), 1954 Gator
- 12 Carl Stewart (2 TD), 2007 Cotton
- 12 Ronnie Brown vs. Wisconsin (2 TD), 2003 Music City
- 12 Carnell Williams vs. Wisconsin (2 TD), 2003 Music City
- 12 Ronnie Brown vs. Penn State (2 TD), 2002 Capital One
- 12 Stan White vs. Indiana (2 TD), 1990 Peach
- 12 Greg Taylor vs. Ohio State (2 TD), 1990 Hall of Fame
- 12 Ed Butler vs. Texas (2 TD), 1974 Gator
- 12 Thom Gossom vs. Missouri (2 TD), 1973 Sun
- 12 Kiehl Frazier vs. Virginia (2 TD), 2011 Chick-fil-A
- 12 Onterio McCalebb vs. Virginia (2TD), 2011 Chick-fil-A
- 12 Tre Mason vs. Missouri (2 TD), 2014 BCS Championship
- 12 Cameron Artis-Payne vs. Wisconsin (2 TD), 2015 Outback

LONGEST FIELD GOAL

- 52 Jaret Holmes vs. Clemson, 1998 Peach
- 52 John Riley vs. Arizona, 1968 Sun
- 51 Daniel Carlson vs. Wisconsin, 2015 Outback

LONGEST TOUCHDOWN RUNS

- 44 Tom Bryan vs. Ole Miss, 1965 Liberty
- 43 Fob James vs. Baylor, 1954 Gator
- 40 Billy Hitchcock vs. Villanova, 1937 Bicardi
- 39 Bo Jackson vs. Arkansas, 1984 Liberty
- 37 Pat Sullivan vs. Ole Miss, 1971 Gator
- 37 Tre Mason vs. Missouri, 2014 BCS Championship

LONGEST TOUCHDOWN PASSES

- 73 Pat Washington to Bo Jackson vs. Texas A&M, 1986 Cotton
- 66 Nick Marshall to Ricardo Louis vs. Wisconsin, 2015 Outback
- 65 Loran Carter to Mickey Zofko vs. Arizona, 1968 Sun
- 50 Nick Marshall to Melvin Ray, 2014 BCS Championship
- 46 Chris Todd to Quindarius Carr vs. Northwestern, 2010 Outback
- 43 Loran Carter to Tim Christian vs. Arizona, 1968 Sun
- 38 Howell Tubbs to Fob James vs. Vanderbilt, 1955 Gator

LONGEST INTERCEPTION RETURN FOR A TOUCHDOWN

- 100 Walter McFadden vs. Northwestern, 2010 Outback
- 35 Kevin Porter vs. Arkansas, 1984 Liberty
- 32 Buddy McClinton vs. Arizona, 1968 Sun

MOST INTERCEPTIONS

- 3 Buddy McClinton vs. Arizona, 1968 Sun
- 2 Walter McFadden vs. Northwestern, 2010 Outback
- 2 T'Sharvan Bell vs. Northwestern, 2010 Outback
- 2 Jermaine Whitehead vs. Wisconsin, 2015 Outback

Auburn Bowl Records

Opponents Individual Records

RUSHING ATTEMPTS

- 34 Jim Strong, Houston, 1969 Astro-Bluebonnet
- 34 Melvin Gordon, Wisconsin, 2015 Outback
- 32 Anthony Thomas, Michigan, 2001 Capital One
- 30 Brian Calhoun, Wisconsin, 2006 Capital One
- 30 Jack Mildren, Oklahoma, 1972 Sugar
- 27 Ray Bybee, Missouri, 1973 Sun
- 25 Marlon Lucky, Nebraska, 2007 Cotton
- 24 Sammie Smith, Florida State, 1989 Sugar

RUSHING YARDS

- 251 Melvin Gordon, Wisconsin, 2015 Outback
- 213 Brian Calhoun, Wisconsin, 2006 Capital One
- 184 Jim Strong, Houston, 1969 Astro-Bluebonnet
- 182 Anthony Thomas, Michigan, 2001 Capital One
- 149 Jack Mildren, Oklahoma, 1972 Sugar
- 141 Bobby Cavazos, Texas Tech, 1954 Gator
- 131 Willie Parker, North Carolina, 2001 Chick-fil-A Peach

MOST RUSHING TOUCHDOWNS

- 3 Trent Green, Indiana, 1990 Peach
- 3 Jack Mildren, Oklahoma, 1972 Sugar
- 3 Melvin Gordon, Wisconsin, 2015 Outback
- 2 Anthony Thomas, Michigan, 2001 Capital One
- 2 Bobby Williams, Army, 1996 Independence
- 2 Jim Strong, Houston, 1969 Astro-Bluebonnet
- 2 Bobby Cavazos, Texas Tech, 1954 Gator

PASS ATTEMPTS

- 78 Mike Kafka, Northwestern, 2010 Outback
- 41 Michael Rocco, Virginia, 2011 Chick-fil-A
- 40 Darron Thomas, Oregon, 2011 BCS Championship
- 38 Bryan Randall, Virginia Tech, 2005 Sugar
- 38 Doug Flutie, Boston College, 1982 Tangerine
- 37 Paxton Lynch, Memphis, 2015 Birmingham
- 35 Jameis Winston, Florida State, 2014 BCS Championship
- 34 Brad Taylor, Arkansas, 1984 Liberty
- 33 Cullen Harper, Clemson, 2007 Chick-fil-A
- 31 Greg Frey, Ohio State, 1990 Hall of Fame

PASS COMPLETIONS

- 47 Mike Kafka, Northwestern, 2010 Outback
- 27 Darron Thomas, Oregon, 2011 BCS Championship
- 26 Michael Rocco, Virginia, 2011 Chick-fil-A
- 22 Doug Flutie, Boston College, 1982 Tangerine
- 21 Bryan Randall, Virginia Tech, 2005 Sugar
- 20 Jameis Winston, Florida State, 2014 BCS Championship
- 19 Archie Manning, Ole Miss, 1971 Gator
- 18 Brad Taylor, Arkansas, 1984 Liberty
- 17 Ken Johnson, Colorado, 1972 Gator

PASSING YARDS

- 532 Mike Kafka, Northwestern, 2010 Outback
- 363 Darron Thomas, Oregon, 2011 BCS Championship
- 312 Michael Rocco, Virginia, 2011 Chick-fil-A
- 301 John Stocco, Wisconsin, 2006 Capital One
- 299 Bryan Randall, Virginia Tech, 2005 Sugar
- 299 Doug Flutie, Boston College, 1982 Tangerine
- 294 Drew Henson, Michigan, 2001 Capital One Florida Citrus
- 292 Kevin Murray, Texas A&M, 1986 Cotton

MOST TOUCHDOWN PASSES

- 4 Mike Kafka, Northwestern, 2010 Outback
- 4 Wally Richardson, Penn State, 1996 Outback
- 2 by nine individuals;
latest, Jameis Winston, Florida State, 2014 BCS Championship

RECEPTIONS

- 12 Zeke Markshausen, Northwestern, 2010 Outback
- 10 Sidney Stewart, Northwestern, 2010 Outback
- 10 Bobby Joe Edmonds, Arkansas, 1984 Liberty
- 9 Jeff Maehl, Oregon, 2011 BCS Championship
- 9 Jim Poole, Ole Miss, 1971 Gator
- 9 Rashad Greene, Florida State, 2014 BCS Championship
- 7 by five individuals; latest Perry Jones, Virginia, 2012 Chick-fil-A

RECEIVING YARDS

- 173 Brandon Williams, Wisconsin, 2006 Capital One
- 149 Brian Brennan, Boston College, 1982 Tangerine
- 147 Rashad Greene, Florida State, 2014 BCS Championship
- 136 David Terrell, Michigan, 2001 Florida Citrus
- 133 Jeff Maehl, Oregon, 2011 BCS Championship
- 133 Andrew Brewer, Northwestern, 2010 Outback
- 126 Josh Morgan, Virginia Tech, 2005 Sugar
- 120 Drake Dunsmore, Northwestern, 2010 Outback
- 113 Bobby Engram, Penn State, 1996 Outback
- 111 Jim Poole, Ole Miss, 1971 Gator
- 108 Rod Bernstine, Texas A&M, 1986 Cotton
- 103 Jeff Graham, Ohio State, 1990 Hall of Fame
- 103 Kris Burd, Virginia, 2011 Chick-fil-A
- 100 Marquise Walker, Michigan, 2001 Florida Citrus

RECEIVING TOUCHDOWNS

- 2 LaMichael James, Oregon, 2011 BCS Championship
- 2 Andrew Brewer, Northwestern, 2010 Outback
- 2 Josh Morgan, Virginia Tech, 2005 Sugar
- 2 Bobby Engram, Penn State, 1996 Outback
- 2 John Kelsey, Missouri, 1973 Sun
- 2 Kris Burd, Virginia, 2011 Chick-fil-A

SCORING

- 18 Trent Green, Indiana (3 TD), 1990 Peach
- 18 Jack Mildren, Oklahoma (3 TD), 1972 Sugar
- 18 Bobby Cavazos, Texas Tech (3 TD), 1954 Gator
- 18 Melvin Gordon, Wisconsin (3 TD), 2015 Outback
- 14 Bobby Williams, Army (2 TD, 2-pt conversion), 1996 Independence
- 13 Brett Conway, Penn State (3 FG, 4 PAT), 1996 Outback

LONGEST FIELD GOAL

- 53 John Carroll, Oklahoma, 1972 Sugar
- 53 Jake Elliott, Memphis, 2015 Birmingham
- 48 David Richardson, Clemson, 1998 Chick-fil-A Peach
- 42 Scott Bonnell, Indiana, 1990 Peach
- 42 Johnny Keyes, Ole Miss, 1965 Liberty
- 41 Roberto Aguayo, Florida State, 2014 BCS Championship

LONGEST TOUCHDOWN RUNS

- 83 C.J. Spiller, Clemson, 2007 Chick-fil-A
- 68 Dennis Claridge, Nebraska, 1964 Orange
- 62 Ronald Curry, North Carolina, 2001 Chick-fil-A Peach
- 59 Bobby Cavazos, Texas Tech, 1954 Gator
- 53 Melvin Gordon, Wisconsin, 2015 Outback
- 38 L.G. Dupre, Baylor, 1954 Gator
- 33 Brian Calhoun, Wisconsin, 2006 Capital One

LONGEST TOUCHDOWN PASSES

- 80 Bryan Randall to Josh Morgan, Virginia Tech, 2005 Sugar
- 66 Mike Kafka to Drake Dunsmore, Northwestern, 2010 Outback
- 53 Jack Kirkpatrick to Paul Erwin, Texas Tech, 1954 Gator
- 39 Mike Kafka to Andrew Brewer, Northwestern, 2010 Outback
- 35 Chuck Link to John Kelsey, Missouri, 1973 Sun
- 35 Mike Kafka to Andrew Brewer, Northwestern, 2010 Outback
- 34 Archie Manning to Floyd Franks, Ole Miss, 1971 Gator
- 31 Drew Henson to David Terrell, Michigan, 2001 Florida Citrus

LONGEST INTERCEPTION RETURN FOR A TOUCHDOWN

- 53 Reggie Ball, Memphis, 2015 Birmingham
- 24 Marcus Cotton, Southern California, 1987 Citrus

Auburn Bowl Records

Auburn Team Records

SCORING

Most Auburn Points — 43 vs. Virginia, 2011 Chick-fil-A
Most Opponent Points — 43 by Penn State, 1996 Outback
Most Points, Both Teams — 73 (AU 38, Northwestern 35), 2010 Outback
Fewest Points, Both Teams — 6 (AU 6, Mich. State 0), 1938 Orange
Largest Margin of Victory, Auburn — 24 points (AU 34, Arizona 10),
1968 Sun
Largest Margin of Defeat, Auburn — 29 points (Houston 36, AU 7), 1969
Astro-Bluebonnet; (Penn State 42, AU 13), 1996 Outback

FIRST DOWNS

Most by Auburn — 28 vs. Oregon, 2011 BCS Championship
Most by Opponent — 33 by Northwestern, 2010 Outback
Fewest by Auburn — 9 vs. Villanova, 1937 Bacardi
Fewest by Opponent — 2 by Michigan State, 1938 Orange

RUSHING

Most Yards, Auburn — 423 vs. Baylor, 1954 Gator
Most Yards, Opponents — 439 by Oklahoma, 1972 Sugar
Fewest Yards, Auburn — 1 vs. Houston, 1969 Astro-Bluebonnet
Fewest Yards, Opponent — 32 by Michigan State, 1938 Orange

PASSING

Most Yards, Auburn — 394 vs. Michigan, 2001 Citrus
Most Yards, Opponent — 532 by Northwestern, 2010 Outback
Fewest Yards, Auburn — 21 vs. Michigan, 1984 Sugar
Fewest Yards, Opponent — 11 by Oklahoma, 1972 Sugar
Most Attempted, Auburn — 48 vs. Indiana, 1990 Peach
Most Attempted, Opponent — 78 by Northwestern, 2010 Outback
Fewest Attempted, Auburn — 6 vs. Michigan, 1984 Sugar
Fewest Attempted, Opponent — 4 by Oklahoma, 1972 Sugar
Most Completed, Auburn — 31 vs. Indiana, 1990 Peach
Most Completed, Opponent — 47 by Northwestern, 2010 Outback
Fewest Completed, Auburn — 2 vs. Villanova, 1937 Bacardi;
2 vs. Michigan, 1984 Sugar
Fewest Completed, Opponent — 1 by Oklahoma, 1972 Sugar
Best Completion Percentage, Auburn (min. 10 att.) — .757 (28-37) vs.
Michigan, 2001 Citrus
Best Completion Percentage, Opponent (min. 10 att.) — .714 (15-21) by
Michigan, 2001 Citrus
Worst Completion Percentage, Auburn — .167 (2-12) vs. Villanova, 1937
Bacardi
Worst Completion Percentage, Opponent — .222 (2-9) by Michigan
State, 1938 Orange

TOTAL OFFENSE

Most Yards, Auburn — 559 vs. Ole Miss, 1971 Gator
Most Yards, Opponent — 625 by Northwestern, 2010 Outback
Fewest Yards, Auburn — 178 vs. Nebraska, 2007 Cotton
Fewest Yards, Opponent — 57 by Michigan State, 1938 Orange

TOTAL OFFENSE, BOTH TEAMS

Most Yards — 1,050 in 2010 Outback (Auburn 425, Northwestern 621)
Fewest Yards — 334 in 1937 Bacardi (Auburn 181, Villanova 153)

PUNTING

Best Avg., Auburn — 49.3 (9 punts) vs. North Carolina, 2001 Peach
Best Avg., Opponent — 47.3 (6 punts) by Ole Miss, 1971 Gator
Worst Avg., Auburn — 23.0 (3 punts) vs. Indiana, 1990 Peach
Worst Avg., Opponent — 13.0 (3 punts) by Virginia, 2011 Chick-fil-A
Most Punts, Auburn — 10 vs. Michigan State, 1938 Orange
Most Punts, Opponent — 12 by Michigan State, 1938 Orange
Fewest Punts, Auburn — 2 vs. Army, 1996 Independence;
2 vs. Boston College, 1982 Tangerine; 2 vs. Texas, 1974 Gator;
2 vs. Baylor, 1954 Gator
Fewest Punts, Opponent — 2 by Houston, 1969 Astro-Bluebonnet

FUMBLES

Most, Auburn — 7 vs. Texas 1974 Gator
Most, Opponent — 5 by Texas, 1974 Gator
Most Lost, Auburn — 5 vs. Texas, 1974 Gator
5 vs. Vanderbilt, 1955 Gator
Most Lost, Opponent — 4 by Texas, 1974 Gator

PENALTY YARDS

Most, Auburn — 84 vs. Southern Cal, 1987 Citrus; 84 vs. Penn State,
2002 Capital One
Most, Opponent — 83 by Texas Tech, 1954 Gator

Auburn Bowl History

1937 Bacardi Bowl



Auburn 7
Villanova 7
 January 1, 1937
 Cuban National Sports Festival
 Havana, Cuba

Auburn's bowl history began in 1937 when the Tigers and Villanova tied 7-7 in the Bacardi Bowl, sometimes referred to as the Rhumba Bowl or the Cigar Bowl, the climaxing event of Cuba's annual National Sports Festival.

The game was played in Havana, Cuba, and was the first bowl game to ever be played outside the United States.

An Auburn drive in the first quarter stalled on the 10-yard line where the Wildcats took over on downs. After a Villanova punt, Auburn back Billy Hitchcock broke loose around left end and rambled 40 yards for the Tigers only score. The score at the half was Auburn 7, Villanova 0.

Auburn stopped a Villanova drive on its own 12-yard line during the third quarter but couldn't get field position. Villanova was able to tie the score when they blocked an Auburn quick kick and the ball bounced into the endzone where Wildcat lineman Matthews Kuber fell on it for the score. The PAT tied up the game.

Auburn's return to the States marked an end to more than 11,000 miles of football travel for the 7-2-2 Tigers that finished the season ranked 13th in the nation under coach Jack Meagher.

The game was played in a revolutionary atmosphere. Fulgencio Batista, the dictator who would be overthrown by Fidel Castro 22 years later, had just assumed power.

Auburn	0	7	0	0	—	7
Villanova	0	0	0	7	—	7

AU - Hitchcock 40 run (kick), 2nd
 VU - Kuber recovered blocked kick in endzone, 4th

	AU	VU
First Downs	9	7
Rushing Yards	152	129
Passing Yards	29	24
Passing (C-A-I)	2-12-1	2-6-2
Total Offense	181	153
Punts-Avg.	44.0	37.0
Fumbles Lost	1	1
Penalty Yards	20	20

Attendance: 12,000

The game was almost canceled because Batista's picture was not in the game program. A quick trip to the printer saved the Bacardi Bowl and allowed Auburn's bowl history to get off to a significant and historical beginning.

1938 Orange Bowl



Auburn 6
Michigan State 0
 January 1, 1938
 Orange Bowl
 Miami, Florida

Southeastern Conference officials lifted a ban which forbade SEC teams to play postseason games in bowls other than the Rose and Sugar Bowls and allowed Auburn to play Michigan State in the Orange Bowl.

A capacity crowd of 19,000 fans watched an aggressive Auburn team defeat the powerful Spartans, 6-0 limiting Michigan State to only two first downs, the first coming late in the third quarter, and 57 total offensive yards, 32 yards rushing and 25 passing. Auburn racked up 233 yards on the ground and 79 through the air for 312 total yards.

Auburn's only score was set up by a George Kenmore 60-yard punt return that put the Tigers on the Spartan 36-yard line. On the first play from scrimmage Kenmore passed to Ralph O'Gwynne at the Spartan two-yard line. On fourth and goal from the one, O'Gwynne circled left end for the only score of the game.

Auburn	0	6	0	0	—	6
Michigan St.	0	0	0	0	—	0

AU - O'Gwynne 2 run (kick failed), 2nd

	AU	MSU
First Downs	12	2
Rushing Yards	197	40
Passing Yards	81	25
Passing (C-A-I)	4-12-3	2-9-2
Total Offense	278	65
Punts-Avg.	10-32.3	12-40.4
Fumbles/Lost	0/0	0/0
Penalty Yards	50	40

Attendance: 18,972

Coach Jack Meagher's Tigers finished the season with a 6-2-3 record.

Auburn Bowl History

1954 Gator Bowl



Auburn 13
Texas Tech 35
 January 1, 1954
 Gator Bowl
 Jacksonville, Florida

In Auburn's first bowl appearance in 15 years, and first bowl game under Ralph "Shug" Jordan, the Tigers starting offensive backfield included a future Governor of Alabama (Fob James) and a future coach of the University of

Georgia (Vince Dooley), but Texas Tech was not impressed and handed the Tigers a 35-13 defeat.

Dooley guided Auburn to a touchdown the first time they had the ball as the Tigers went 60 yards in 10 plays, with James' 21-yard run being a key play in the drive. Bobby Duke scored from the one. A tough Auburn defense held the Red Raiders, the nation's highest scoring team, to just 11 yards in the first quarter. But it wasn't long before they would get on track.

Texas Tech scored early in the second period on a 30-yard pass from Jack Kirkpatrick to Bobby Cavazos. Auburn came back after an intercepted pass, and Dooley scored on a 10-yard run to end the drive. The Tigers led 13-7 at halftime, but it was all downhill from there.

Texas Tech scored the first two times they had the ball in the second half, once after blocking an Auburn punt, to lead at the end of three quarters, 21-13. Two touchdowns on two possessions in the fourth quarter made the final score read Texas Tech 35, Auburn 13.

Auburn	7	6	0	0	—	13
Texas Tech	0	7	14	14	—	35

AU - Duke 1 run (kick), 1st
 TT - Cavazos 30 pass from Kirkpatrick (kick), 2nd
 AU - Dooley 10 run (kick failed), 2nd
 TT - Erwin 53 pass from Kirkpatrick (kick), 3rd
 TT - Cavazos 2 run (kick), 3rd
 TT - Fumble recovered in endzone (kick), 4th
 TT - Cavazos 59 run (kick), 4th

	AU	TT
First Downs	12	11
Rushing Yards	195	226
Passing Yards	72	145
Passing (C-A-I)	6-16-2	6-12-1
Total Offense	267	371
Punts-Avg.	6-30.5	6-33.1
Fumbles Lost	2	0
Penalty Yards	66	83

RUSHING: (AU) Dooley 16-56 (TD), James 6-28, Duke 4-37 (TD), Minor 4-32, Hataway 3-16; (TTU) Cavazos 13-141 (3TD), Jones 2-44, Johnson 7-31, Lewis 5-12, Green 1-11.

PASSING: (AU) Dooley 4-8-1, 49, Freeman 2-7-1, 23, Davis 0-1-0, 0; (TTU) Kirkpatrick 3-4-0, 95, Johnson 1-2-0, 6, Hill 1-1-0, 31, Lewis 1-1-0, 13.

RECEIVING: (AU) N/A.

Attendance: 28,641

1954 Gator Bowl



Auburn 33
Baylor 13
 December 31, 1954
 Gator Bowl
 Jacksonville, Florida

Auburn became the first team to play in the same bowl game twice in the same year when they defeated Baylor 33-13 in the 1954 Gator Bowl. The Tigers had met Texas Tech in the Jan. 1, 1954, Gator Bowl, but then Gator Bowl

officials decided to move the game away from New Year's Day.

Baylor fumbled the opening kickoff, Auburn recovered and five plays later "Joltin Joe" Childress scored the first Auburn touchdown.

Baylor came back with a nine-play, 63-yard drive to tie the score at 7-7 at the end of the first quarter.

Auburn's two possessions of the second quarter resulted in a pair of touchdowns, a 43-yard run by Fob James and a four-yard Bobby Freeman to Jimmy Long pass which capped a 92-yard drive. Auburn led at the half, 21-7.

The Tigers scored twice in the second half, sandwiching their scores around a five-play, 66-yard drive by the Bears. Childress capped an

Auburn	7	14	12	0	—	33
Baylor	7	0	6	0	—	13

AU - Childress 7 run (kick), 1st
 BU - Saage 1 run (kick), 1st
 AU - James 43 run (kick), 2nd
 AU - Long 4 pass from Freeman (kick), 2nd
 AU - Childress 3 run (kick failed), 3rd
 BU - Dupre 38 run (kick blocked), 3rd
 AU - Freeman 5 run (kick failed), 3rd

	AU	BU
First Downs	25	16
Rushing Yards	423	105
Passing Yards	53	134
Passing (C-A-I)	3-7-1	10-18-0
Total Offense	476	239
Punts-Avg.	2-41.0	3-42.0
Fumbles Lost	2	4
Penalty Yards	52	25

RUSHING: (AU) Childress 20-134 (2TD), Freeman 12-80 (TD), Middleton 12-60, James 6-71 (TD); (BU) N/A.

PASSING: (AU) Freeman 3-7-1, 53 (TD); (BU) N/A.

RECEIVING: (AU) Hall 1-33, Pyborn 1-16, Long 1-4 (TD); (BU) N/A.

Attendance: 28,426

87-yard Auburn drive with a three-yard run, and the Tigers ended the scoring with a three-play 67-yard drive to win going away, 33-13.

Childress was the game's MVP with 134 yards on 20 carries.

Auburn finished the season with an 8-3 record under Coach Ralph "Shug" Jordan.

Did You Know?

Auburn has played two bowl games in one calendar year 10 times. They are:
 1954: Gator Bowl, Jan. 1 vs. Texas Tech and the Gator Bowl, Dec. 31 against Baylor.
 1972: Sugar Bowl, Jan. 1 vs. Oklahoma and the Gator Bowl, Dec. 30 vs. Colorado
 1984: Sugar Bowl, Jan. 2 vs. Michigan and the Liberty Bowl, Dec. 27 vs. Arkansas.
 1990: Hall of Fame Bowl, Jan. 1 vs. Ohio State and the Peach Bowl, Dec. 29 vs. Indiana.
 1996: Outback Bowl, Jan. 1 vs. Penn State and the Independence Bowl, Dec. 31 vs. Army.
 2001: Citrus Bowl, Jan. 1 vs. Michigan and the Peach Bowl, Dec. 31 vs. North Carolina.
 2003: Capital One Bowl, Jan. 1 vs. Penn State and the Music City Bowl, Dec. 31 vs. Wisconsin
 2007: Cotton Bowl, Jan. 1 vs. Nebraska and the Chick-fil-A Bowl, Dec. 31 vs. Clemson
 2011: BCS National Championship Game, Jan. 10 vs. Oregon and the Chick-fil-A Bowl, Dec. 31 vs. Virginia
 2015: Outback Bowl, Jan. 1 vs. Wisconsin and the Birmingham Bowl, Dec. 30 vs. Memphis

Auburn Bowl History

1955 Gator Bowl



Auburn 13
Vanderbilt 25
 December 31, 1955
 Gator Bowl
 Jacksonville, Florida

It was Auburn's third straight trip to the Gator Bowl and Vanderbilt's first bowl game ever, and that might tell the story of Auburn's 25-13 upset loss to the Commodores.

Vanderbilt scored first on a seven-yard Don Orr to Joe Stephenson pass which was set up by a Howell Tubbs fumble, the first of three for him that day, which gave the Commodores the ball on the Tigers' 39-yard line. Auburn scored early in the second quarter, driving 72 yards for the TD. Tubbs passed to Fob James for 38 yards and the touchdown. Vanderbilt scored quickly, going 76 yards in four plays as Orr scored from the three-yard line. The extra point was not good and the Commodores led at the half, 13-7.

Another Tubbs fumble set up Vanderbilt's first scoring drive of the second half. Recovering at the Auburn 45-yard line, Vanderbilt took eight plays to score with Phil King going over from the one, giving Vanderbilt a 19-7 lead. A poor punt and a 15-yard penalty gave the Commodores the ball on the Auburn 26-yard line after the Tigers were unable to move. On the first play of the fourth quarter, Charlie Horton scored from the Auburn one to give Vanderbilt a 25-7 lead. Auburn finished the scoring with a seven-yard Jimmy Cook to Red Phillips pass at the end of a six-play, 66-yard drive to make the final score 25-13.

Auburn fumbled five times with Vanderbilt recovering all five to set up the Tigers' most disappointing loss of the 1955 campaign. The Tigers finished with an 8-2-1 record.

Joe Childress was voted Auburn's outstanding player.

Auburn	0	7	0	6	—	13
Vanderbilt	7	6	6	6	—	25

VU - Stephenson 7 pass from Orr (kick), 1st
 AU - James 38 pass from Tubbs (kick), 2nd
 VU - Orr 3 run (kick failed), 2nd
 VU - King 1 run (kick failed), 3rd
 VU - Horton 1 run (kick blocked), 4th
 AU - Phillips 4 pass from Cook (kick failed), 4th

	AU	VU
First Downs	15	15
Rushing Yards	159	177
Passing Yards	142	94
Passing (C-A-I)	8-13-1	5-8-0
Total Offense	301	271
Punts-Avg.	3-29.0	4-32.0
Fumbles Lost	6	1
Penalty Yards	59	54

RUSHING: (AU) Childress 15-58, Tubbs 11-25, James 9-43 (TD), Hoppe 6-33, Cook 2-6; (VU) Horton 13-57 (TD), Orr 10-43 (TD), Hunt 6-39, King 10-33, Morgan 1-6, Scalen 1-3, Jakaley 1(-1), PePoy 2(-3).

PASSING: (AU) Tubbs 4-9-0, 101 (TD), Cook 3-3-0, 41 (TD), Burbank 0-1-0, 0; (VU) Orr 4-6-1, 67 (TD), Sturm 1-2-0, 27.

RECEIVING: (AU) James 2-51 (TD), Elliott 2-41, Phillips 2-28 (TD), Childress 1-22; (VU) Scalen 2-44, Stephenson 2-23, Brown 1-27.

Attendance: 32,175

1964 Orange Bowl



Auburn 7
Nebraska 13
 January 1, 1964
 Orange Bowl
 Miami, Florida

A trip to the Orange Bowl capped a near perfect season for the Auburn Tigers. Coach "Shug" Jordan led his Tigers to a 9-1 record with a rugged defense and an option offense featuring All-America quarterback Jimmy Sidle and halfback Tucker Frederickson. Auburn had defeated Alabama 10-8 to earn the chance to play the Big Eight powerhouse Nebraska Cornhuskers.

Auburn found itself in the hole on the second play from scrimmage as Nebraska quarterback Dennis Claridge sneaked off right guard for a 68-yard touchdown gallop that left Auburn trailing 7-0 before most of the fans were seated. Two Dave Theissen field goals gave the Cornhuskers a 13-0 lead with over 10 minutes remaining in the first half. That is the lead the Nebraska team took in the locker room.

The "Jekyll and Hyde" Auburn team was as dominating in the second half as they were inept in the first half. Sidle led the resurgence of the Tigers by capping off their only scoring drive with a 13-yard run in the third quarter. With only 1:30 left in the game, the Tigers were on the Nebraska 10-yard line. But a costly motion penalty and an incomplete fourth down desperation pass sealed the Cornhusker victory.

Auburn	0	0	7	0	—	7
Nebraska	10	3	0	0	—	13

NU - Claridge 68 run (Theissen kick), 13:47, 1st
 NU - Theissen 31 FG, 5:26, 1st
 NU - Theissen 36 FG, 13:05, 2nd
 AU - Sidle 13 run (Woodall kick), 3:32, 3rd

	AU	NU
First Downs	17	11
Rushing Yards	126	204
Passing Yards	157	30
Passing (C-A-I)	14-27-1	4-9-0
Total Offense	283	234
Punts-Avg.	6-35.2	7-38.3
Fumbles/Lost	3/1	2/1
Penalty Yards	39	65

RUSHING: (AU) Sidle 25-96 (TD), Rawson 4-14, Frederickson 3-4, Sutton 1-6, Rose 1(-3), Griffith 1(-3); (NU) N/A.

PASSING: (AU) Sidle 12-25, 141, Rose 2-2, 16; (NU) N/A.

RECEIVING: (AU) Simpson 4-39, Rose 3-37, Waid 2-34, Ingle 2-22, Lewis 2-15, Sidle 1-10; (NU) N/A.

Attendance: 72,647

Auburn dominated in the second half, combining for 110 rushing yards and 101 passing yards while limiting Nebraska to 43 yards on the ground and nine in the air.

Sidle finished the day with 96 yards rushing on 21 carries.

Auburn Bowl History

1965 Liberty Bowl



Auburn 7
Ole Miss 13
 December 18, 1965
 Liberty Bowl Memorial Stadium
 Memphis, Tennessee

It was the Seventh Annual Liberty Bowl, but the first to be played in the present site of Memphis, Tenn., that saw the Ole Miss Rebels hold off a gallant Auburn comeback to win 13-7.

Ole Miss got the scoring started when Johnny Keyes connected on a 42-yard field goal in the first period. Auburn marched right back and scored when fullback Tom Bryan broke off left tackle and raced 44 yards for the touchdown. The score at halftime was Auburn 7, Ole Miss 3.

The Rebels took the opening kickoff and ran off nine consecutive rushing plays to march to the Tiger six-yard line. From there reserve quarterback Joe Graves went to the air and found wingback Doug Cunningham for a six-yard touchdown pass. The extra point gave Ole Miss a 10-7 lead. Keyes added another field goal to complete the scoring but not the action. Auburn marched deep into Rebel territory. But, with only seconds remaining, the Tigers' desperation fourth down pass fell incomplete, preserving the win for the Rebels.

Auburn	0	7	0	0	—	7
Ole Miss	0	3	7	3	—	13

OM - Keyes 42 FG, 2nd
 AU - Bryan 44 run (Lewis kick), 6:58, 2nd
 OM - Cunningham 6 pass from Graves (Keyes kick), 3rd
 OM - Keyes 30 FG, 11:55, 4th

	AU	OM
First Downs	15	12
Rushing Yards	156	189
Passing Yards	112	24
Passing (C-A-I)	11-24-1	4-12-0
Total Offense	268	213
Punts-Avg.	8-39.0	9-34.8
Fumbles/Lost	0/0	0/0
Penalty-Yards	4-29	5-25

RUSHING: (AU) Bryan 19-111 1 TD; (OM) Dennis 15-75, Heidel 16-72, Wade 13-43.

PASSING: (AU) Bowden 11-24-112; (OM) Graves 2-10-0-15 1 TD, Heidel 2-2-0-9.

RECEIVING: (AU) Hardy 4-46, Bryan 3-23; (OM) Matthews 2-9.

Attendance: 38,607

Auburn's Bryan was selected as the game's Most Valuable Player and the Outstanding Back. He finished with 111 rushing yards on 19 carries. Tiger back Robert Fulghum was selected as the Outstanding Defensive Back. Coach "Shug" Jordan's team finished with a 5-5-1 record.

1968 Sun Bowl



Auburn 34
Arizona 10
 December 28, 1968
 Sun Bowl Stadium
 El Paso, Texas

The Tigers broke open a 10-10 half-time deadlock and exploded to a 31st Annual Sun Bowl win in El Paso, Texas.

Auburn jumped to a 10-0 lead early in the game behind a 65-yard scoring pass from quarterback Loran Carter to halfback Mickey Zofko and a 52-yard field goal by John Riley. Arizona came back with a touchdown pass and field goal of their own to tie the score as the players headed for the locker room at the half.

Auburn reserve quarterback Tommy Traylor scampered nine yards to open the second half scoring for the Tigers on their first possession of the half. Two plays later, Buddy McClinton picked off an errant Wildcat pass, one of three interceptions for McClinton, and raced 32 yards for another Auburn score. Riley added another field goal and

Arizona	0	10	0	0	—	10
Auburn	10	0	14	10	—	34

AU - Riley 52 FG, 2:19, 1st
 AU - Zofko 65 pass from Carter (Riley kick), 0:17, 1st
 UA - Hurley 37 FG, 7:51, 2nd
 UA - Aranson 12 pass from Lee (Hurley kick), 0:54, 2nd
 AU - Traylor 9 run (Riley kick), 3:15, 3rd
 AU - McClinton 31 interception return (Riley kick), 2:51, 3rd
 AU - Christian 42 pass from Carter (Riley kick), 14:19, 4th
 AU - Riley 41 FG, 11:14, 4th

	UA	AU
First Downs	16	12
Rushing Yards	70	147
Passing Yards	164	156
Passing (C-A-I)	13-44-8	7-28-3
Total Offense	234	303
Punts-Avg.	11-34.3	7-26.4
Fumbles/Lost	2/1	3/2
Penalty-Yards	4-38	4-36

RUSHING: (UA) Fuimaono 18-48, Husted 16-35, Gardin 1-22, Lee 2-(-15), Driscoll 8-(-20); (AU) Hurston 14-49, Currier 11-29, Zofko 9-26, Traylor 4-20, Carter 7-14, Ellis 3-8, Clark 4-1, Crawford 2-0.

PASSING: (UA) Lee 6-24-6-89 1 TD, Driscoll 7-20-2-75; (AU) Carter 7-28-3-156 2 TD.

RECEIVING: (UA) Gardin 5-74, Sherwood 2-40, Coddington 2-32, Fuimaono 2-4, Aranson 1-12 1 TD, Mitchell 1-2; (AU) Christian 3-62 1 TD, Zofko 1-65 1 TD, Currier 1-17, Ellis 1-7, Giffin 1-5.

Attendance: 32,302

Carter flipped a 43-yard touchdown pass to Tim Christian to complete the Tiger scoring.

The game's oddest play occurred when Auburn punter Connie Frederick had a punt blocked by Arizona. The Wildcats almost recovered the loose ball for a touchdown but Frederick managed to get to the ball first and was able to punt the ball a second time.

Auburn's defense combined for a Sun Bowl record of eight interceptions.

McClinton was named the game's Most Valuable Player while teammate David Campbell was named Most Valuable Lineman from his defensive tackle position.

Auburn Bowl History

1969 Astro-Bluebonnet Bowl



Auburn 7
Houston 36

December 31, 1969
Astrodome
Houston, Texas

Auburn played its first football game indoors losing to Houston 36-7 in the Astro-Bluebonnet Bowl.

Houston executed its veer offense to perfection and executed Auburn in the process. Behind the leadership of sophomore quarterback Gary Mullins, the Cougars piled up Astro-Bluebonnet records for rushing yards with 376 and total yards with 516.

Auburn's Terry Beasley, just a sophomore, fumbled the ball away at the Tiger 29-yard line on the opening kickoff. The Cougars covered those 29 yards in seven plays with Mullins sneaking over from the one-yard line.

Later, Houston capped an 80-yard drive with a Carlos Lopez 27-yard field goal to take a 10-0 lead early in the second quarter. A bowl record 57-yard punt by Auburn's Connie Frederick put Houston back at its own 16-yard line, but the Cougars stormed away with an 84-yard, five-play drive. Strong went 74 yards on the first play of the drive and scored the touchdown on fourth and goal from the one.

Auburn mounted its only scoring drive of the game, going 67 yards in five short plays in the second quarter. A 36-yard halfback pass from Mickey Zofko to Frederick finished the drive. The Tigers seemed to take the momentum into the locker room after blocking a Cougar 25-yard field goal attempt late in the quarter.

Auburn	0	7	0	0	—	7
Houston	7	9	6	14	—	36
UH - Mullins 1 run (kick), 1st						
UH - Lopez 27 FG, 2nd						
UH - Strong 1 run (kick failed), 2nd						
AU - Frederick 36 pass from Zofko (kick), 2nd						
UH - Heiskell 16 run (pass failed), 3rd						
UH - Strong 12 run (kick), 4th						
UH - Mazsiek 20 pass from Clark (kick), 4th						
	AU					UH
First Downs	14					25
Rushing Yards	1					376
Passing Yards	188					140
Passing (C-A-I)	13-37-2					10-19-2
Total Offense	189					516
Punts-Avg.	6-36.8					2-42.5
Penalty Yards	26					63

RUSHING: (UH) Strong 34-184, Heiskell 10-70; (AU) Zofko 18-31, Clark 7-32, Sullivan 5-(41), Traylor 1-(-11).

PASSING: (UH) Mullins 9-17-2-120 1TD, Clark 1-2-0-20 0 TD; (AU) Sullivan 10-30-1-132 0 TD, Zofko 1-1-0-36 1 TD, Traylor 2-5-0-20, Eisenacker 0-1-1-0.

RECEIVING: (UH) Wright 4-62, Thomas 2-35, Odums 2-19, Mozisek 1-20 1 TD, Achey 1-4; (AU) Beasley 6-76, Fredericks 3-59 1 TD, Clark 2-25, Schmalz 1-17, Ross 1-11

Attendance: 55,203

But Houston took command early in the second half. After receiving the second half kickoff, the Cougars marched 73 yards in eight rushing plays and scored when Ted Heiskell cracked over from the one yard line. The two-point conversion attempt failed and Houston led 22-7. Auburn drove to the Houston 28-yard line before a Rat Riley 45-yard field goal was blocked. Auburn never recovered.

1971 Gator Bowl



Ole Miss 28
Auburn 35

January 2, 1971
Gator Bowl
Jacksonville, Florida

This game was billed as the "Battle of the Quarterbacks," and it was that and more. Auburn had Pat Sullivan, heir apparent to the Heisman Trophy the next year, and Ole Miss had Archie Manning, one of the top QBs in SEC history.

Auburn started off quickly as it was the familiar combination of Sullivan to Terry Beasley for a 13-yard scoring strike with just over three minutes gone in the game. Auburn scored twice more before Ole Miss could retaliate. Sullivan connected with Alvin Bresler for an eight-yard touchdown pass. On the first play from scrimmage after the kickoff, Auburn recovered a Rebel fumble and went up 21 points as Sullivan executed the quarterback draw for 37 yards and a touchdown.

Manning led a Rebel comeback by directing his team to a 79-yard, 10-play drive capping it off with a one-yard run. Manning later connected with Floyd Franks on a 34-yard touchdown pass to cut Auburn's lead to 21-14 at the half.

A 42-yard, Sullivan-to-Beasley pass set up Auburn's first score in the second half, as Mickey Zofko hit off right tackle for a six yard touchdown run early in the third quarter. Manning led his team back again with a 42-yard run to put the Rebels at the Auburn 23-yard line.

Auburn's final score came on a Larry Willingham 55-yard punt return with only nine seconds remaining in the third quarter, to take the Tigers to a 35-21 advantage.

Manning was again the key to the Rebels' final score as he scrambled for a 37-yard gain to the Auburn 34. From there Chumbler went over from the one to cut the Tigers' lead to seven.

Ole Miss	0	14	7	7	—	28
Auburn	14	7	14	0	—	35
AU - Beasley 13 pass from Sullivan (Jett kick), 11:37, 1st						
AU - Bresler 8 pass from Sullivan (Jett kick), 1:06, 1st						
AU - Sullivan 37 run (Jett kick), 14:07, 2nd						
OM - Manning 1 run (Poole kick), 10:07, 2nd						
OM - Franks 34 pass from Manning (Poole kick), 3:47, 2nd						
AU - Zofko 6 run (Jett kick), 9:24, 3rd						
OM - Poole 23 pass from Chumbler (Poole kick), 4:49, 3rd						
AU - Willingham 55 punt return (Jett kick), 0:09, 3rd						
OM - Chumbler 1 run (Poole kick), 7:06, 4th						
					OM	AU
First Downs					21	23
Rushing Yards					209	208
Passing Yards					256	351
Passing (C-A-I)					23-39-1	27-44-1
Total Offense					465	559
Punts-Avg.					6-47.3	4-40.5
Fumbles/Lost					3/2	5/3
Penalty Yards					2-13	6-63

RUSHING: (OM) Manning 11-95 1 TD, Ainsworth 11-68, Porter 6-31, Reed 4-16, Knight 1-5, Havard 1-0, Chumbler 4-(-6); (AU) Clark 14-108, Sullivan 10-35, Zofko 11-23, Unger 2-34, Lowry 2-4, Beasley 1-4.

PASSING: (OM) Manning 19-28-1-180 1 TD, Chumbler 4-11-0-76 1 TD; (AU) Sullivan 27-43-1-351 2 TD, Zofko 0-1-0, 0.

RECEIVING: (OM) Poole 9-111 1 TD, Franks 7-78 1 TD, Studdard 4-48, Ainsworth 3-19; (AU) Beasley 8-143 1 TD, Clark 7-23, Bresler 4-102 TD, Ross 4-37, Zofko 2-16, Lowry 1-25, Schmalz 1-5.

Attendance: 71,136

Auburn Bowl History

1972 Sugar Bowl



Auburn 22
Oklahoma 40
 January 1, 1972
 Tulane Stadium
 New Orleans, Louisiana

The game was not as close as the score indicated and the score was bad enough. Auburn's long-dreamed-of, much-hoped-for trip to the Sugar Bowl turned into a nightmare as the Oklahoma Sooners, capitalizing on three first half turnovers, executed their wishbone offense to perfection in building up a 31-0 halftime lead before cruising back to Norman with a 40-22 win.

The Sooners took the opening kickoff 77 yards in 13 plays and ran off over six minutes on the clock as they scored their first touchdown of the day on a Leon Crosswhite four-yard run, giving Oklahoma a quick 6-0 lead. The option was working to perfection five minutes later as quarterback Jack Mildren kept the ball for a five-yard touchdown run. A 71-yard punt return for a touchdown by Joe Wylie following Auburn's next possession opened the flood gates. Mildren scored twice more before the half on runs of four and seven yards to complete the first half whitewash and head into the locker room with a 31-0 lead.

After a 53-yard field goal by the Sooners, Auburn finally got on the scoreboard when Harry Unger dove over right guard from the one yard line. Oklahoma again scored on the option, this time Greg Pruitt sweeping around the left side from two yards out to make the

score 40-7.

Two Oklahoma fumbles set up the Tigers' last two scores as Sullivan connected with Sandy Cannon for an 11 yard touchdown pass and Unger again dove over from the one yard line. Final score, Oklahoma 40 - Auburn 22.

Oklahoma	19	12	3	6	—	40
Auburn	0	0	7	15	—	22

OU - Crosswhite 4 run (kick failed), 4:01, 1st
 OU - Mildren 5 run (Carroll kick), 3:05, 1st
 OU - Wylie 71 punt return (pass failed), 1:55, 1st
 OU - Mildren 4 run (run failed), 3:28, 2nd
 OU - Mildren 7 run (pass failed), 0:47, 2nd
 OU - Carroll 53 FG, 8:57, 3rd
 AU - Unger 1 run (Jett kick), 7:54, 3rd
 OU - Pruitt 2 run (kick failed), 9:25, 4th
 AU - Cannon 11 pass from Sullivan (Jett kick), 3:44, 4th
 AU - Unger 1 run (Beck run), 2:45, 4th

	OU	AU
First Downs	28	15
Rushing Yards	439	40
Passing Yards	11	250
Passing (C-A-I)	1-4-0	20-45-2
Total Offense	450	290
Punts-Avg.	5-35.4	5-45.2
Fumbles/Lost	5/2	4/1
Penalty-Yards	3-12	0-0

RUSHING: (OU) Mildren 30-149 3 TD, Pruitt 18-95 1 TD, Crosswhite 17-78, 1 TD, Bell 5-37, Welch 6-27, Wylie 5-25, Marshall 2-18, Stokely 2-18, Harrison 2-(-8); (AU) Unger 6-38 2 TD, Lowry 5-12, Henley 5-8, Sullivan 3-(-18).

PASSING: (OU) Mildren 1-4-0-11; (AU) Sullivan 20-44-1-250 1 TD, Beasley 0-1-0-0.

RECEIVING: (OU) Chandler 1-1-1; (AU) Beasley 6-117, Unger 5-36, Schmalz 3-52, Henley 3-28, Cannon 1-11 1 TD, Lowry 1-6, Robinette 1-0.

Attendance: 84,031

1972 Gator Bowl



Auburn 24
Colorado 3
 December 30, 1972
 Gator Bowl
 Jacksonville, Florida

No one gave Auburn much of a chance in this, the 28th Annual Gator Bowl Classic. The Colorado Buffaloes were bigger, stronger and said to be quicker and meaner. Auburn lost its starting quarterback Randy Walls to a

knee injury at the start of the bowl practice and had to bring on virtually unknown and untested Wade Whatley to lead the offense. Those experts who didn't think Auburn had a chance just didn't know these Tigers. The Tigers were predicted to finish with a 2-9 record against the nation's toughest schedule. Instead they finished with a 10-1 record and earned the nickname "The Amazin's" because they never seemed to know the odds and they never admitted defeat. The Tigers defeated No. 2 ranked and unbeaten Alabama 17-16 after blocking two consecutive punts for touchdowns in the final minutes of the game. Coach "Shug" Jordan called "The Amazin's" his favorite team.

Gardner Jett opened the Tiger scoring in the Gator Bowl with a 27-yard field goal early in the second quarter of action. A Colorado fumble on the ensuing possession gave the ball to the Tigers on the Buffalo 16-yard line. Five plays later, Whatley slid over from the one for Auburn's first touchdown.

Auburn's second touchdown of the game came with just over six minutes to play in third quarter when the Tigers executed the halfback pass to perfection. Mike Fuller received the pitch from Whatley and connected with Rob Spivey for a 22-yard score capping a six-play, 56-yard drive. Colorado scored

its only points of the game on a 33-yard Fred Lima field goal with 7:30 left to play in the game, which ended an 80-yard 14-play drive.

The Tigers retaliated with a fake field goal that resulted in Auburn's final score. Holder Dave Beck took the snap, straightened up and threw to Dan Nugent for a 16-yard touchdown with one minute left to play to make the final score.

Colorado	0	0	0	3	—	3
Auburn	0	10	7	7	—	24

AU - Jett 52 FG, 14:16, 2nd
 AU - Whatley 1 run (Jett kick), 12:00, 2nd
 AU - Spivey 22 pass from Fuller (Jett kick), 3:32, 3rd
 CU - Lima 33 FG, 7:31, 4th
 AU - Nugent 16 pass from Beck (Jett kick), 1:10, 4th

	CU	AU
First Downs	14	13
Rushing Yards	63	153
Passing Yards	204	80
Passing (C-A-I)	20-33-2	5-8-0
Total Offense	267	233
Punts-Avg.	5-39.8	7-40.7
Fumbles/Lost	3/2	3/1
Penalty-Yards	5-47	4-30
Time of Possession	25:05	34:55

RUSHING: (CU) Matthews 8-34, Davis 14-12, Johnson 6-10, Campbell 1-7; (AU) R.Fuller 12-72, Linderman 15-37, Henley 18-24, Whatley 13-20 1 TD.

PASSING: (CU) Johnson 17-29-2-169, Duenas 3-4-0-35; (AU) Whatley 3-6-0-42, M.Fuller 1-1-0-22 1 TD, Beck 1-1-0-16 1 TD.

RECEIVING: (CU) Davis 7-10, Cain 4-45, Keyworth 3-55, Elwood 3-49, Collier 2-43, Campbell 1-2; (AU) Spivey 1-22 1 TD, Cannon 1-17, Nugent 1-16 1 TD, Henley 1-13, Gates 1-12.

Attendance: 71,114

Auburn Bowl History

1973 Sun Bowl



Auburn 17
Missouri 34

December 29, 1973
Sun Bowl
El Paso, Texas

Missouri's defense kept Auburn's offense off balance from the opening kickoff and stormed away with a 34-17 win in the 39th Annual Sun Bowl.

Auburn was able to score first following a Missouri fumble which Auburn's Rusty Deen recovered at the Missouri 49. Auburn's seven play drive could only muster 30 yards and the Tigers settled for a 35-yard Roger Pruett field goal.

After an exchange of punts, Missouri recovered an Auburn fumble at the AU 35-yard line. One play later, Missouri had the lead as quarterback Chuck Link passed to John Kelsey for the TD.

Missouri scored again one minute later following another Auburn fumble. Ray Bybee scored on a two-yard run capping a three-play, 24-yard drive.

Missouri continued to move the ball, scoring on a 10 play 48-yard drive, with Ray Smith connecting with Kelsey from two yards for his second touchdown, and a 21-3 Missouri lead.

With 3:08 to play in the first half, Auburn started on its only real offensive threat of the game. Quarterback Phil Gargis passed to Thomas Gossom from 17 yards out. Only eight seconds remained in the half and Auburn had cut the lead to 21-10.

On the ensuing kickoff, Missouri's John Moseley took the ball 84 yards for the touchdown. Missouri went to the locker room with a comfortable 28-10.

Missouri opened the second half scoring on a five-play, 33-yard drive that began after recovering an Auburn fumble. Smith found Jim Sharp in the corner of the endzone on a 14-yard scoring strike to make Missouri's lead 34-10.

Auburn	0	10	7	0	—	17
Missouri	0	28	6	0	—	34

AU - Pruett 35 FG, 13:39, 2nd
MU - Kelsey 35 pass from Link (Hill kick), 10:14, 2nd
MU - Bybee 2 run (Hill kick), 9:16, 2nd
MU - Kelsey 2 pass from Smith (Hill kick), 3:08, 2nd
AU - Gossom 17 pass from Gargis (Pruett kick), 0:08, 2nd
MU - Moseley 84 kickoff return (Hill kick), 0:00, 2nd
MU - Sharp 15 pass from Smith (kick failed), 4:11, 3rd
AU - Gossom 32 pass from Gargis (Pruett kick), 0:34, 3rd

	AU	MU
First Downs	11	20
Rushing Yards	113	295
Passing Yards	120	95
Passing (C-A-I)	7-15-1	7-14-1
Total Offense	233	390
Punts-Avg.	6-45.7	6-37.0
Fumbles/Lost	5/4	4/1
Penalty-Yards	1-5	2-29

RUSHING: (AU) McIntyre 10-46, Neel 7-26, Fuller 5-11, Linderman 3-9, Harbuck 2-9, Gargis 8-6, Ward 1-5, Whatley 5-1; (MU) Bybee 27-127 1 TD, Reamon 23-110, Moss 6-23, Smith 5-18, Muse 1-16, Kelsey 2-14, Mulkey 3-4, Cook 1-2.

PASSING: (AU) Gargis 7-15-1-120 2 TD; (MU) Smith 7-12-0-60 2 TD, Link 1-2-1-35 1 TD.

RECEIVING: (AU) Spivey 3-56, Gossom 2-39 2 TD, Arnold 1-10, McIntyre 1-5; (MU) Kelsey 2-37 2 TD, Sharp 2-26 1 TD, Reamon 2-22, Bybee 2-11.

Attendance: 30,127

1974 Gator Bowl



Texas 3
Auburn 27

December 30, 1974
Gator Bowl
Jacksonville, Florida

The Auburn Tigers made their sixth Gator Bowl appearance, and their third in five years, a success when they defeated the Darrell Royal-coached Texas Longhorns 27-3. Had not Auburn fumbled seven times, a bowl record, the score might have been even more embarrassing as the Tigers dominated from the opening kickoff.

The Tigers stopped the Longhorns on the Texas four-yard line following the opening kickoff and Texas never seemed to recover. Auburn got its first chance with the ball at its 40-yard line and promptly drove 60 yards for its first touchdown. The drive was capped when quarterback Phil Gargis connected with Ed Butler for a seven-yard score.

A Longhorn fumble gave the Tigers the ball at the Texas 27. Two Mitzi Jackson runs covered the distance to the endzone as Auburn went up 14-0 with only nine minutes gone in the game.

Texas started a drive on its own 23-yard line. The Longhorns moved the ball to the Auburn 18-yard line, behind the running of freshman running back, Earl Campbell, before the drive sputtered. The Longhorns settled for a Billy Scott 35-yard field goal with 1:00 left

to play in the first quarter and Auburn led 14-3.

When Texas tried to punt the ball away from inside its own 10-yard line, Auburn's Jim McKinney blocked the punt out of the endzone for a safety.

Auburn scored its final points in the fourth quarter. Gargis passed to Butler for 14 yards and a touchdown for one score. The Tiger 29-yard drive was set up by a Mike Fuller interception of a Texas pass. Gargis passed to Dan Nugent for the two-point conversion. Chris Wilson kicked a 28 yard field goal with 0:09 showing on the game clock.

Texas	3	0	0	0	—	3
Auburn	14	2	0	11	—	27

AU - Butler 7 pass from Gargis (Wilson kick), 8:08, 1st
AU - Jackson 2 run (Wilson kick), 6:25, 1st
UT - Schott 35 FG, 0:59, 1st
AU - Safety, punt blocked through endzone, 6:38, 2nd
AU - Butler 14 pass from Gargis (Gargis pass to Nugent), 5:34, 4th
AU - Wilson 28 FG, 0:09, 4th

	UT	AU
First Downs	14	19
Rushing Yards	203	256
Passing Yards	98	70
Passing (C-A-I)	10-21-3	7-13-2
Total Offense	301	326
Punts-Avg.	4-28.8	2-45.5
Fumbles/Lost	5/4	7/5
Penalty-Yards	5-37	6-70
Time of Possession	28:06	31:54

RUSHING: (UT) Campbell 23-91, Akins 11-40, Wyatt 5-33, Clayburn 5-21, Ingram 1-13, Walker 1-3, Pressley 3-2; (AU) McIntyre 19-89, Jackson 10-64 1 TD, Gargis 14-51, Neel 6-24, Burks 4-16, Henley 1-5, Gates 1-4, Harbuck 1-3, Ward 1-2, Vacarella 3-(-2).

PASSING: (UT) Akins 9-16-1-70, Pressley 1-5-2-28; (AU) Gargis 6-11-2-60 2 TD, Vacarella 1-1-0-10, Neel 0-1-0-0.

RECEIVING: (UT) Clayburn 3-16, Ingram 2-19, Padgett 2-15, Thompson 1-28, Samford 1-14, Wyatt 1-8; (AU) Nugent 2-22, Butler 2-21 2 TD, Neel 1-15, Henley 1-10, Gossom 1-2.

Attendance: 63,811

Auburn Bowl History

1982 Tangerine Bowl



Boston College 26
Auburn 33

December 18, 1982
Tangerine Bowl
Orlando, Florida

The Auburn Tigers, 8-3 on the year and yearning for national recognition, defeated Boston College 33-26 before a sellout crowd of 51,296 in the Tangerine Bowl.

The Tigers faced one of the nation's best passers in BC quarterback Doug Flutie, but in the end it was Auburn, not Boston College, who lived by the pass. Auburn QB Randy Campbell was named the game's Most Valuable Player, narrowly edging teammates Lionel James who gained 101 yards on 18 carries, and Mark Dorminey, who intercepted one of Flutie's passes and was the

BC	7	3	0	16	—	26
Auburn	3	20	10	0	—	33

BC - Flutie 5 run (Snow kick), 10:49, 1st
 AU - Del Greco 19 FG, 5:07, 1st
 AU - Jackson 1 run (Del Greco kick), 11:34, 2nd
 AU - Howell 2 run (Del Greco kick), 4:49, 2nd
 BC - Snow 34 FG, 3:41, 2nd
 AU - Jackson 6 run (pass failed), 0:46, 2nd
 AU - Del Greco 23 FG, 8:44, 3rd
 AU - Pratt 15 run (Del Greco kick), 1:10, 3rd
 BC - Nizolek 2 pass from Flutie (Flutie pass to Nizolek), 10:55, 4th
 BC - Brennan 16 pass from Flutie (Flutie run), 0:00, 4th

	BC	AU
First Downs	24	27
Rushing Yards	115	313
Passing Yards	299	177
Passing (C-A-I)	22-38-2	10-16-1
Total Offense	414	490
Punts-Avg	3-34.3	2-32.0
Fumbles/Lost	3/3	4/1
Penalty-Yards	2-38	3-30
Time of Possession	24:47	35:13

RUSHING: (BC) Stradford 15-67, Krystoforski 3-19, Brennan 1-17, Flutie 14-12 1 TD, Bell 1-0; (AU) James 17-101, Jackson 14-64 2 TD, Pratt 9-59, Evans 2-30, C.Campbell 2-21, R.Campbell 9-17, O'Neal 7-17, Walker 1-3, Howell 1-2, Washington 2-(-1).

PASSING: (BC) Flutie 22-38-2-299 2 TD; (AU) R.Campbell 10-16-1-177.

RECEIVING: (BC) Brennan 7-149 1 TD, Phelan 4-69, Nizolek 3-12 1 TD, Schoen 2-19, Krystoforski 2-15, Stradford 2-13, Zdanek 1-23, Biestek 1-(-1); (AU) Woods 3-67, Edwards 3-55, Beauford 1-34, West 1-14, Jackson 1-11, Walker 1-(-4).

Attendance: 51,296

game's most valuable defensive player.

The Tigers traveled by land as well as air. Ten Auburn backs carried the football, with James' 101 yards and Bo Jackson's two touchdowns leading the way. In all, Auburn gained 490 yards against BC; 313 rushing, 177 passing.

Auburn led 23-10 at the half and stretched the lead to 33-10 before Boston College mounted a comeback against Auburn reserves. The Eagles scored on the last play of the game for the 33-26 final.

1984 Sugar Bowl



Michigan 7
Auburn 9

January 2, 1984
Louisiana Superdome
New Orleans, Louisiana

Al Del Greco's 19-yard field goal with 23 seconds remaining in the game gave Auburn a hard fought 9-7 win over Michigan and its first Sugar Bowl Championship.

It was Del Greco's third field goal of the night as the Coral Gables, Fla., senior accounted for all of Auburn's scoring. In addition to the game winner, Del Greco had kicks of 31 and 32 yards.

Auburn's Bo Jackson was the game's leading rusher, gaining 130 yards on 22 carries. Jackson, closing out a brilliant sophomore season which saw him become a consensus All-American, was named winner of the Miller-Digby Trophy as the game's outstanding player.

Auburn's winning drive covered 60 yards in 16 plays. The Tigers took possession on their own 39 with 7:44 left in the game. The ball was on the Michigan one when Auburn elected to kick the field goal rather than go for a touchdown on fourth and one.

Coach Pat Dye's Tigers finished with an 11-1 record, the SEC Championship, and a third place national ranking in the AP, UPI and USA Today polls. The New York Times computer poll ranked the Tigers No. 1 based on results and schedule difficulty. Auburn's 1984 opponents averaged winning 70 percent of their games, not counting the games with Auburn.

	UM	AU
First Downs	12	21
Rushing Yards	118	301
Passing Yards	125	21
Passing (C-A-I)	9-25-1	2-6-1
Total Offense	243	322
Punts-Avg	8-38.3	4-42.0
Fumbles/Lost	2/1	4/3
Penalty-Yards	6-49	3-15
Time of Possession	22:28	37:32

RUSHING: (UM) Rogers 17-86, S.Smith 9-14 1 TD, Garrett 5-18; (AU) Jackson 22-130, Agee 16-93, James 18-83, Collins 2-1, Campbell 9-(-6).

PASSING: (UM) S.Smith 9-25-1-125; (AU) Campbell 2-6-1-21.

RECEIVING: (UM) Markray 3-68, Bean 3-32, Nelson 3-20; (AU) James 1-15, Jackson 1-6.

Attendance: 77,893

Auburn Bowl History

1984 Liberty Bowl



Auburn 21
Arkansas 15
 December 27, 1984
 Liberty Bowl Memorial Stadium
 Memphis, Tennessee

Halfback Bo Jackson closed out his injury-shortened junior season with a Liberty Bowl MVP performance against the Razorbacks of Arkansas. Jackson gained 88 yards on 18 carries and scored two touchdowns, with his final score the

difference in the game.

Arkansas scored first with 7:27 in the first quarter on a 31-yard field goal by Greg Horne. But with 3:00 left in the first period, Jackson capped off an 80-yard drive as he scored on a 2-yard run. Robert McGinty's PAT attempt was no good.

Auburn scored again before the first quarter was over when freshman cornerback Kevin Porter stepped in front of Arkansas quarterback Brad Taylor's intended receiver and raced 35 yards for a touchdown. Quarterback Pat Washington ran in for the two-point conversion. Porter's interception was the first of four interceptions the Auburn defense recorded in the game.

Arkansas made the score 14-9 with 11:56 remaining in the game when fullback Marshall Foreman scored from two yards out, three plays after Arkansas had recovered an Auburn fumble on the Tiger 6-yard line. The Hogs' two-point attempt failed.

Auburn	14	0	0	7	—	21
Arkansas	3	0	0	12	—	15

UA - Horne 31 FG, 7:27, 1st	
AU - Jackson 2 run (kick failed), 3:00, 1st	
AU - Porter 35 interception return (Washington run), 1:17, 1st	
UA - Foreman 2 run (pass failed), 11:56, 4th	
AU - Jackson 39 run (Knapp kick), 5:38, 4th	
UA - Shibest 25 pass from Taylor (kick blocked), 3:10, 4th	

	AU	UA
First Downs	13	20
Rushing Yards	168	130
Passing Yards	84	226
Passing (C-A-I)	5-15-0	19-40-4
Total Offense	252	356
Punts-Avg.	9-37.9	4-38.3
Fumbles/Lost	1/1	0/0
Penalty-Yards	8-56	8-60
Time of Possession	29:42	30:18

RUSHING: (AU) Jackson 18-88 2 TD, Agee 4-29, Campbell 2-21, Ware 6-14, Jessie 3-9, Fullwood 11-4, Washington 3-4, Burger 1-1, Mann 1-(-2); (UA) Foreman 15-62 1 TD, Thomas 9-56, Forte 1-11, Edmonds 3-8, Tatum 1-3, Nutt 1-1, Taylor 7-(-11).

PASSING: (AU) Washington 5-12-0-84, Burger 0-2-0-0, Mann 0-1-0-0; (UA) Taylor 18-34-2-201 1 TD, Nutt 1-6-2-25.

RECEIVING: (AU) Jackson 1-25, Beauford 1-24, Gainous 1-17, Weygand 1-10, Collins 1-8; (UA) Edmonds 10-68, Shibest 5-84 1 TD, Young 1-32, White 1-24, Lueders 1-15, Miller 1-3.

Attendance: 50,180

1986 Cotton Bowl



Auburn 16
Texas A&M 36
 January 1, 1986
 Cotton Bowl
 Dallas, Texas

Auburn took its 8-3 regular season record to Dallas, Texas, to face SWC Champion Texas A&M in the 50th annual Cotton Bowl Classic. The bowl marked the fourth-consecutive bowl game for the Tigers and the fulfillment of a commitment by the players to play in a New Year's Day contest.

Heisman Trophy winner Bo Jackson's five-yard touchdown burst early in the first quarter gave the Tigers an early 7-0 lead, but two score by the Aggies gave A&M the lead, 12-7, at the end of the first period.

With 8:28 remaining in the first half, Jackson took a pass from QB Pat Washington and raced 73 yards for a touchdown to again give Auburn the lead 13-12. But a 26-yard field goal by Aggie PK Scott Slater with 50 seconds remaining in the half would give Texas A&M the lead for good.

Auburn	7	6	3	0	—	16
Texas A&M	12	3	6	15	—	36

AU - Jackson 5 run (C.Johnson kick), 13:52, 1st	
A&M - H.Johnson 11 run (kick failed), 6:12, 1st	
A&M - Woodside 22 run (pass failed), 3:00, 1st	
AU - Jackson 73 pass from Washington (run failed), 8:28, 2nd	
A&M - Slater 26 FG, 0:50, 2nd	
A&M - Tony 21 run (pass failed), 12:13, 3rd	
AU - C.Johnson 26 FG, 7:19, 3rd	
A&M - Woodside 9 pass from Murray (Bernstine run), 2:22, 4th	
A&M - Toney 1 run (Slater kick), 0:03, 4th	

	AU	A&M
First Downs	16	21
Rushing Yards	198	186
Passing Yards	154	292
Passing (C-A-I)	7-17-2	16-26-1
Total Offense	352	478
Punts-Avg.	5-43.8	5-45.0
Fumbles/Lost	2/1	1/1
Penalty-Yards	1-5	5-45
Time of Possession	30:46	29:14

RUSHING: (AU) Jackson 31-129 1 TD, Agee 5-36, Ware 8-31, Fullwood 5-25, Washington 5-(-23); (A&M) Toney 17-72 1 TD, Vick 15-67, Woodside 3-32, 1 TD, H.Johnson 5-22 1 TD, Nelson 1-2, Murray 4-(-9).

PASSING: (AU) Washington 2-7-0-82 1 TD, Burger 5-10-2-72; (A&M) Murray 16-26-1-292 1 TD.

RECEIVING: (AU) Jackson 2-73 1 TD, Parks 2-32, Weygand 1-31, Agee 1-9, Tillman 1-9; (A&M) Bernstine 6-108, Woodside 3-88 1 TD, Walker 3-40, Thompson 1-19, Nelson 1-14, Harris 1-13, Webb 1-10.

Attendance: 73,137

Auburn Bowl History

1987 Citrus Bowl



Auburn 16
Southern Cal 7
 January 1, 1987
 Florida Citrus Bowl
 Orlando, Florida

Auburn's January 1 date with Southern California in Orlando's Citrus Bowl marked the fifth consecutive bowl game for the Tigers, the third New Year's Day Bowl.

The Tigers' 9-2 regular season had left them one victory shy of becoming only the fifth team in Auburn history to win 10 games in a single season. Auburn's all-time football record stood at 499 victories. A 16-7 triumph over USC, the nation's winningest bowl team, gave the Tigers their 10-2 record and the 500th all-time Auburn win.

USC was the first on the scoreboard when linebacker Marcus Cotton intercepted a Jeff Burger pass and returned it 24 yards for a Trojan touchdown. But those were the only points USC scored the rest of the day.

In the second period, the Tigers culminated an 80-yard drive with Burger hitting tight end Walter Reeves with a three-yard touchdown pass. With 1:30 remaining in the first half, All-America tailback Brent Fullwood ran in from four yards out for a score. PK Chris Knapp kicked his second PAT of the quarter to give Auburn a 14-7 lead.

With 4:48 left, OLB Aundray Bruce hit USC QB Rodney Peete in the backfield, causing a fumble which was recovered by a teammate, Nate Hill on the Auburn 48-yard line.

The Auburn defense held strong throughout the second half. In the fourth quarter, Auburn DT Tracy Rocker dropped Peete for a 13-yard sack and a safety, making the score 16-7.

Bruce, who recorded three QB sacks and caused a fumble which set up an Auburn scoring drive, was voted the overall Citrus Bowl MVP.

Auburn finished the season ranked sixth in the nation in the final AP poll and eighth in the UPI rankings.

USC	7	0	0	0	—	7
Auburn	0	14	0	2	—	16


USC - Cotton 24 pass interception (Shafer kick), 10:17, 1st
 AU - Reeves 3 pass from Burger (Knapp kick), 8:04, 2nd
 AU - Fullwood 4 run (Knapp kick), 1:30, 2nd
 AU - Safety, Peete tackled by Rocker in endzone, 8:35, 4th

	USC	AU
First Downs	10	19
Rushing Yards	44	200
Passing Yards	113	90
Passing (C-A-I)	12-31-4	8-18-2
Total Offense	157	290
Punts-Avg.	4-41.5	8-37.9
Fumbles/Lost	1/1	2/2
Penalty-Yards	6-40	9-84
Time of Possession	23:00	37:00

RUSHING: (USC) Holt 9-34, Knight 8-9, Emanuel 3-4, Peete 10(-3); (AU) Fullwood 28-152 1 TD, Harris 12-31, Jessie 10-23, Bolton 1-9, Agee 2-7, Joseph 3-6, Ware 2-3, Burger 4(-31).
PASSING: (USC) Peete 12-30-4-113, Tanner 0-1-0-0; (AU) Burger 8-18-2-90 1 TD.
RECEIVING: (USC) Affholter 6-66, White 1-17, Green 1-8, Jackson 1-8, McKee 1-8, Tanner 1-4, Knight 1-2; (AU) Reeves 3-23 1 TD, Gainous 2-40, Fullwood 2-15, Harris 1-12.

Attendance: 51,113

1988 Sugar Bowl



Syracuse 16
Auburn 16
 January 1, 1988
 Louisiana Superdome
 New Orleans, Louisiana

A 9-1-1 regular-season record and the 1987 Southeastern Conference championship earned the Tigers a trip to New Orleans and a January 1 date with unbeaten Syracuse in the USF&G Sugar Bowl.

Sophomore kicker Win Lyle's 30-yard field goal with one second remaining in the game gave the Sugar Bowl the first tie in its 54-year history, a 16-16 deadlock.

The game matched the best of the South against the best of the East — the sixth-ranked Tigers and the fourth-ranked Orangemen. Auburn's first touchdown was set up on a 58-yard flanker reverse pass from wide receiver Duke Donaldson to wide receiver Lawyer Tillman. With 5:45 remaining in the first quarter, quarterback Jeff Burger hit

Tillman for a 17-yard score.

The Tigers held a 10-7 lead at halftime, but the Orangemen tied it at 10-10 by the end of the third quarter. Syracuse kicker Tim Vesling booted field goals of 32 and 38 yards in the fourth quarter while Auburn's Lyle was good on tries of 41 and 30 yards, the final kick tying the game for good.

Tillman, the game's leading receiver with six catches for 125 yards, was named the game's offensive MVP by ABC-TV.

The trip to New Orleans was Auburn's fourth New Year's Day bowl game in five years.

Syracuse	0	7	3	6	—	16
Auburn	7	3	0	6	—	16

AU - Tillman 17 pass from Burger (Lyle kick), 5:47, 1st
 SU - Glover 12 pass from McPherson (Vesling kick), 14:54, 2nd
 AU - Lyle 40 FG, 0:47, 2nd
 SU - Vesling 27 FG, 5:34, 3rd
 AU - Lyle 41 FG, 13:27, 4th
 SU - Vesling 32 FG, 8:53, 4th
 SU - Vesling 38 FG, 2:04, 4th
 AU - Lyle 30 FG, 0:01, 4th

	SU	AU
First Downs	23	14
Rushing Yards	174	41
Passing Yards	140	229
Passing (C-A-I)	11-21-0	25-34-1
Total Offense	314	270
Punts-Avg.	5-35.6	6-44.8
Fumbles/Lost	2/0	1/0
Penalty-Yards	2-20	5-43
Time of Possession	37:35	22:25

RUSHING: (SU) Drummond 17-82, Johnston 14-50, McPherson 20-31, Owens 4-11; (AU) Danley 13-42, Ware 4-3, Weygand 1(-2), Burger 4(-2).

PASSING: (SU) McPherson 11-21-0-140 1 TD; (AU) Burger 24-33-1-171 1 TD, Donaldson 1-1-0-58.

RECEIVING: (SU) Glover 6-91 1 TD, Kane 2-30, Kelly 1-8, Johnston 1-6, Drummond 1-5; (AU) Danley 7-34, Tillman 6-125 1 TD, Donaldson 4-14, Reeves 3-20, Weygand 2-15, Ware 2-0, Bolton 1-15.

Attendance: 75,495

Auburn Bowl History

1989 Sugar Bowl



Florida State 13
Auburn 7

January 2, 1989
Louisiana Superdome
New Orleans, Louisiana

Auburn lost to Florida State 13-7 in one of the most exciting Sugar Bowls ever played.

The Tigers spotted FSU a 13-0 lead early in the second quarter, then came roaring back and almost overtook the Seminoles in the final seconds of the game.

Seminole tailback Sammie Smith became the first back in more than two years to gain 100 yards rushing against Auburn.

Then the Tigers began their run. Auburn scored on a 20-yard pass from Reggie Slack to All-America tight end Walter Reeves to cut the FSU lead to six points.

Florida St.	10	3	0	0	—	13
Auburn	0	7	0	0	—	7

FSU - D. Williams 2 run (Andrews kick), 9:48, 1st
FSU - Mason 35 FG, 5:57, 1st
FSU - Mason 31 FG, 11:00, 2nd
AU - Reeves 20 pass from Slack (Lyle kick), 4:09, 2nd

	FSU	AU
First Downs	21	18
Rushing Yards	148	108
Passing Yards	157	162
Passing (C-A-I)	14-27-1	19-33-3
Total Offense	305	270
Punts-Avg.	4-35.0	4-35.8
Fumbles/Lost	2/1	3/2
Penalty-Yards	6-45	5-65
Time of Possession	33:35	26:25

RUSHING: (FSU) Smith 24-115, Carter 7-25, Williams 7-16 1 TD, Butts 1-6, Floyd 1-5, Dawsey 1-0, S. Ferguson 6-(-19); **(AU)** Danley 19-68, Joseph 8-47, Harris 4-6, Weygand 1-(-4), Slack 4-(-9).

PASSING: (FSU) S. Ferguson 14-26-1-157, Johnson 0-1-0-0; **(AU)** Slack 19-33-3-162 1 TD.

RECEIVING: (FSU) Anthony 3-47, Carter 3-25, O'Malley 2-31, Williams 2-20, Dawsey 2-10, Johnson 1-16, Butts 1-8; **(AU)** Taylor 5-35, Danley 5-2, Tillman 4-48, Weygand 3-40, Reeves 2-37 1 TD.

Attendance: 61,934

The Tigers had another first-half threat when linebacker Smokey Hodge intercepted an FSU pass and returned it to the FSU 25, but a fumble at the 12 cost Auburn a scoring opportunity.

Time and time again in the second half, the Auburn defense stopped Florida State scoring threats, and with three minutes left, the Tigers began their move to glory from their own four-yard line.

Auburn converted three fourth down plays as it moved down field, but with five seconds left, an intercepted pass ended Auburn's hopes of victory and gave Auburn a 1-1-1 record in three Sugar Bowl appearances under Coach Pat Dye.

1990 Hall of Fame Bowl



Ohio State 14
Auburn 31

January 1, 1990
Tampa Stadium
Tampa, Florida

Reggie Slack led the No. 9-ranked Tigers to victory on New Year's Day as they defeated the Ohio State Buckeyes. Auburn started off slow with Slack throwing two interceptions in the first minutes of play. But when Stacy Danley

got the wind knocked out of him, the Tigers began playing a different game.

With the Buckeyes leading 14-3 in the second quarter, Shane Wasden returned a punt 34 yards to Ohio State's 33. As the clock was ticking down, Slack threw 11 yards to Greg Taylor for a touchdown.

In their first three possessions in the second half, the Tigers scored three times and led OSU 31-14. The big drive came in the second possession of third quarter with Auburn winning 17-14. The Tigers went 80 yards in 16 plays. On third and 11 at the OSU 41, Slack threw to

Ohio State	7	7	0	0	—	14
Auburn	3	7	7	14	—	31

OSU - Snow 1 run (O'Morrow kick), 6:50, 1st
AU - Lyle 19 FG, 2:14, 1st
OSU - B. Stableim 9 pass from Frey (O'Morrow kick), 13:36, 2nd
AU - Taylor 11 pass from Slack (Lyle kick), 0:11, 2nd
AU - Taylor 4 pass from Slack (Lyle kick), 9:50, 3rd
AU - Slack 5 run (Lyle kick), 9:22, 4th
AU - Casey 2 pass from Slack (Lyle kick), 7:20, 4th

	OSU	AU
First Downs	18	21
Rushing Yards	66	171
Passing Yards	232	141
Passing (C-A-I)	16-31-1	16-23-2
Total Offense	298	312
Punts-Avg.	7-41.1	5-40.8
Fumbles/Lost	1/0	1/0
Penalty-Yards	5-33	2-15
Time of Possession	28:13	31:47

RUSHING: (OSU) S. Graham 12-53, Snow 13-42 1 TD, Lee 2-0, Dumas 1-(-1), Frey 8-(-28); **(AU)** Danley 20-85, Williams 10-46, Joseph 7-43, Strong 2-7, A. Wright 1-4, Slack 5-(-14) 1 TD.

PASSING: (OSU) Frey 16-31-1-232 1 TD; **(AU)** Slack 16-22-2-141 3 TD, McIntosh 0-1-0-0.

RECEIVING: (OSU) J. Graham 5-103, Olive 4-55, Snow 3-30, Palmer 1-25, B. Stableim 1-9 1 TD, Lee 1-5, S. Graham 1-5; **(AU)** A. Wright 4-59, Taylor 4-33, 2 TD, Joseph 3-20, Casey 2-15, 1 TD, Wasden 1-9, Danley 1-8, Cherry 1-(-3).

Attendance: 61,934

Auburn Bowl History

1990 Peach Bowl



Indiana 23
Auburn 27

December 29, 1990
Atlanta-Fulton County Stadium
Atlanta, Georgia

Quarterback Stan White put the lid on a late Auburn come-from-behind win when he scampered one yard on a fourth-down bootleg to lift Auburn to a 27-23 win over Indiana in the 1990 Peach Bowl.

White's game-winning touchdown was his second of the day as the Tigers finished the 1990 season 8-3-1. For his efforts the freshman was named the Offensive MVP of the game. Auburn linebacker Darrel Crawford was named the Defensive MVP as the Tigers limited Indiana to just 220 yards total offense.

Auburn opened the scoring with White's first touchdown of the day, a six-yard run with 3:37 to play in the first quarter. Indiana tied the game at 7-7 on the final play of the first period when Trent Green

scored from three yards out.

Auburn scored on an 11-yard White to Alex Smith pass and tacked on a 26-yard Jim Von Wyl field goal to take a 17-10 lead into the half.

Following a scoreless third period, the Hoosiers took a 23-17 lead into the game's final minutes on the strength of two more touchdown runs by Green. Green's third touchdown of the day came with just 2:27 to play.

White and receiver Herbert Casey converted on a pair of critical third down situations on Auburn's final drive of the game to set up White's game winner in the last bowl game Auburn would play with Pat Dye as head coach.

Indiana	7	3	0	13	—	23
Auburn	7	10	0	10	—	27

AU - White 5 run (Von Wyl kick), 11:23, 1st
IU - Green 3 run (Bonnell kick), 0:00, 1st
AU - Smith 11 pass from White (Von Wyl kick), 12:09, 2nd
IU - Bonnell 42 FG, 5:57, 2nd
AU - Von Wyl 26 FG, 1:23, 2nd
AU - Von Wyl 43 FG, 11:34, 4th
IU - Green 2 run (run failed), 6:32, 4th
IU - Green 6 run (Bonnell kick), 2:27, 4th
AU - White 1 run (Von Wyl kick), 0:39, 4th

	IU	AU
First Downs	15	24
Rushing Yards	121	89
Passing Yards	99	351
Passing (C-A-I)	10-19-0	31-48-0
Total Offense	220	440
Punts-Avg.	5-41.4	3-23.0
Fumbles/Lost	1/1	2/2
Penalty-Yards	6-55	12-75
Time of Possession	31:51	28:09


RUSHING: (IU) Dunbar 21-81, Thompson 5-17, Miller 3-16, Green 14-7 3 TD; (AU) Williams 12-52, Smith 5-24, Joseph 5-20, Richardson 3-4, White 5-(-2) 2 TD.

PASSING: (IU) Green 10-19-0-99; (AU) White 31-48-0-351 1 TD.

RECEIVING: (IU) Thomas 3-43, Turner 3-26, Coleman 2-26, Dunbar 2-4; (AU) Hall 9-74, Casey 7-159, Baxter 4-22, Wasden 3-21, Hines 2-25, Joseph 2-16, Williams 2-12, Smith 1-11 1 TD, Overton 1-11.

Attendance: 38,912

1996 Outback Bowl



Penn State 43
Auburn 14

January 1, 1996
Tampa Stadium
Tampa, Florida

Under dark skies and incessant rain, Auburn's first bowl appearance in five years was anything but pleasant. Penn State routed the Tigers, 43-14.

Penn State opened the game with a 64-yard drive, but was stopped at the Auburn one after three downs inside the Tiger five. Brett Conway converted a 19-yard field goal for a 3-0 lead.

PSU's Richardson was intercepted by Dell McGee at the Penn State 36. Five downs later, Auburn quarterback Patrick Nix connected with freshman receiver Robert Baker for a 25-yard touchdown and a 7-3 lead.

Conway field goals of 22- and 38-yards put Penn State on top to stay at 9-7.

Auburn took possession deep in its own territory with 1:43 remaining in the half. On third down with 19 seconds left, Nix, on the run, threw an ill-advised pass down the sideline that fell into the hands of free safety Kim Herring.

Penn State quickly went to work. Richardson completed a 43-yard pass down the left sideline to Joe Jurevicius at the Auburn eight. With five seconds left, Richardson found running back Mike Archie over the middle for a score.

The Nittany Lions scored on all four possessions in the third quarter. In the first drive, Richardson capped an eighty-yard effort with a nine-yard strike to Engram.

Midway through the fourth, following a Penn State fumble, Auburn mounted a 43-yard scoring drive. Fullback Kevin McLeod raced up the middle for a touchdown and a final margin of 43-14.

Penn State	3	13	27	0	—	43
Auburn	0	7	0	7	—	14

PSU - Conway 19 FG, 8:18, 1st
AU - Baker 25 pass fro Nix (Hawkins kick), 12:39, 2nd
PSU - Conway 22 FG, 9:14, 2nd
PSU - Conway 38 FG, 1:43, 2nd
PSU - Archie 8 pass from Richardson (Conway kick), 0:05, 2nd
PSU - Engram 9 pass from Richardson (Conway kick), 9:51, 3rd
PSU - Pitts 4 pass from Richardson (pass failed), 7:27, 3rd
PSU - Enis 1 run (Conway kick), 4:20, 3rd
PSU - Engram 20 pass from Richardson (Conway kick), 3:21, 3rd
AU - McLeod 12 run (Hawkins kick), 5:49, 4th

	PSU	AU
First Downs	22	19
Rushing Yards	266	220
Passing Yards	221	94
Passing (C-A-I)	14-29-1	8-33-2
Total Offense	487	314
Punts-Avg.	4-35.7	8-39.1
Fumbles/Lost	1/0	5/2
Penalty-Yards	6-35	5-39
Time of Possession	32:11	27:49

RUSHING: (PSU) Pitts 15-118, Milne 12-82, Archie 5-41, Enis 12-24, 1 TD, Sload 2-4, Eberly 1-(-1), McQueary 1-(-1), D.Ostrosky 1-(-1); (AU) Davis 12-119, Morrow 10-39, Craig 11-34, McLeod 2-20 1 TD, Beasley 2-9, Goodson 0-4, Nix 3-(-5).

PASSING: (PSU) Richardson 13-24-1-217 4 TD, McQueary 1-4-0-4, Archie 0-1-0-0; (AU) Nix 5-25-2-48 1 TD, Craig 3-8-0-46.

RECEIVING: (PSU) Engram 4-113 2 TD, Olsommer 2-21, Scott 2-17, Archie 2-14 1 TD, Jurevicius 1-43, Milne 1-5, Pitts 1-4 1 TD, Stephenson 1-4; (AU) Bailey 1-32, Baker 1-25 1 TD, Dillard 1-12, Hand 1-8, Goodson 1-8, Gosha 1-5, Fuller 1-4, McLeod 1-2.

Attendance: 65,313

Auburn Bowl History

1996 Independence Bowl



Army 29
Auburn 32

December 31, 1996
Independence Stadium
Shreveport, Louisiana

Army's J. Parker's 27-yard field goal attempt with 29 seconds remaining sailed wide right as Auburn held off a late Cadet charge to win the 1996 Independence Bowl, 32-29.

In winning its first bowl game in six years, Auburn utilized the talents of quarterback Dameyune Craig. Craig threw for an Independence and Auburn bowl record 370 yards while rushing for 75 more in earning Offensive MVP honors.

Craig led Auburn to the game's first 20 points, throwing touchdown strikes to Tyrone Goodson (30 yards) and Willie Gosha (seven yards) and setting up a pair of Jaret Holmes field goals.

Meanwhile, the Tiger defense held Army's option attack in check for most of the first half. The Cadets finally got on the scoreboard when Bobby Williams scored with 1:27 remaining in the first half to make it 20-7, Auburn.

Auburn built its lead to 32-7 in the third quarter on a 33-yard scramble

Army	0	7	0	22	—	29
Auburn	10	10	12	0	—	32

AU - Holmes 31 FG, 10:59, 1st
AU - Goodson 30 pass from Craig (Holmes kick), 5:20, 1st
AU - Gosha 7 pass from Craig (Holmes kick), 12:17, 2nd
AU - Holmes 49 FG, 3:15, 2nd
ARMY - B.Williams 3 run (Parker kick), 1:15, 2nd
AU - Craig 33 run (pass failed), 8:51, 3rd
AU - R.Williams 18 run (pass failed), 1:04, 3rd
ARMY - Perry 12 run (Parker kick), 12:44, 4th
ARMY - B.Williams 1 run (Parker kick), 5:52, 4th
ARMY - Richardson 30 pass from McAda (B.Williams run), 1:27, 4th

	ARMY	AU
First Downs	21	27
Rushing Att.-Yards	58-239	36-107
Passing Yards	148	370
Passing (C-A-I)	9-16-0	24-42-1
Total Offense	387	531
Punts-Avg	6-43.0	2-41.5
Fumbles/Lost	1/1	3/2
Penalty-Yards	3-20	5-47
3rd Down Conv.	4-of-13	7-of-16
Time of Possession	30:12	29:48

RUSHING: (ARMY) Perry 19-80 1 TD, B.Williams 11-79 2 TD, McAda 13-46, Brizic 9-33, Hewitt 5-21, Thomas 1-(-20); (AU) Craig 13-75 1 TD, R.Williams 12-72 1 TD, Beasley 8-5, McLeod 2-5, Cooper 1-4.

PASSING: (ARMY) McAda 9-16-0-148 1 TD; (AU) Craig 24-42-1-370 2 TD.

RECEIVING: (ARMY) B.Williams 3-74, Richardson 2-59 1 TD, Thomas 1-13, Brizic 1-6, Leshinski 1-5, Perry 1-(-9); (AU) Gosha 10-132 1 TD, Baker 5-103, Bailey 4-39, Goodson 2-78 1 TD, Cooper 2-15, McCovery 1-3.

Attendance: 41,366

1998 Peach Bowl



Clemson 17
Auburn 21

January 2, 1998
Georgia Dome
Atlanta, Georgia

Auburn scored 15 fourth-quarter points to support a tenacious Tiger defensive effort in a 21-17 Peach Bowl win over Clemson.

Auburn trailed 17-6 entering the final stanza, but cut the lead to 17-12 on Dameyune Craig's 22-yard scramble early in the quarter.

Five minutes later, Rusty Williams put the Tigers ahead to stay, 18-17, with a seven-yard run. Jaret Holmes added a 22-yard field goal, his third of the day, with 4:11 left.

Auburn's defense dominated the game, holding Clemson under 100 yards in both rushing (60) and passing (86) and to just 146 yards total. Auburn held Clemson to just four first downs and had just one of 14 third-down attempts converted against it.

Holmes' career-long 52-yard field goal gave Auburn a 3-0 with 9:49 left in the first quarter. But Clemson took the lead midway through the second quarter after blocking a Holmes' punt. Chad Speck returned the block 18 yards for a touchdown and a 7-3 Clemson lead.

Auburn trimmed the lead to 7-6 with a 24-yard Holmes field goal before halftime, but another blocked punt set up another Clemson touchdown with 5:15 left in the third.

Clemson	0	7	10	0	—	17
Auburn	3	3	0	15	—	21

AU - Holmes 52 FG, 9:49, 1st
CU - Speck 18 blocked punt return (Richardson kick), 6:31, 2nd
AU - Holmes 24 FG, 4:15, 2nd
CU - Witherspoon 2 run (Richardson kick), 5:15, 3rd
CU - Richardson 48 FG, 1:48, 3rd
AU - Craig 22 run (pass failed), 13:29, 4th
AU - R.Williams 7 run (pass failed), 8:45, 4th
AU - Holmes 22 FG, 4:11, 4th

	CU	AU
First Downs	4	18
Rushing Att.-Yards	27-60	36-107
Passing Yards	86	259
Passing (C-A-I)	11-25-1	15-44-0
Total Offense	146	366
Punts-Avg	9-43.7	6-25.8
Fumbles/Lost	1/0	1/1
Penalty-Yards	5-59	7-63
3rd Down Conv.	1-of-14	5-of-18
Time of Possession	28:06	31:54

RUSHING: (CU) Priester 19-74, Austin 3-3, Witherspoon 1-2 1 TD, Greene 4-(-7); (AU) R.Williams 18-71 1 TD, Craig 9-25 1 TD, Carter 4-7, Beasley 5-4.


PASSING: (CU) Greene 11-25-1-86; (AU) Craig 15-44-0-259.

RECEIVING: (CU) Austin 3-32, Home 2-10, Hall, 2-6, Wofford, 2-5, Gardner 1-27, Lawyer 1-6; (AU) Bailey 4-119, Goodson 4-65, Poor 4-43, R.Williams 1-33, Lowe 1-8, Beasley 1-(-9).

Attendance: 71,212

Auburn Bowl History

2001 Florida Citrus Bowl



Auburn 28
Michigan 31
 January 1, 2001
 Florida Citrus Bowl
 Orlando, Florida

The 20th-ranked Auburn Tigers made a late fourth quarter charge, but fell short, losing to 17th-ranked Michigan Wolverines, 31-28, in the Capital One Florida Citrus Bowl.

The Tigers utilized the arm of senior quarterback Ben Leard, who set two Auburn bowl records by throwing for 394 yards and three touchdowns. Answering a first quarter 31-yard Wolverine touchdown pass from Drew Henson to David Terrell, Leard threw his first touchdown to Ronney Daniels in the second quarter to tie the game at 7-7.

Auburn took the lead as Leard hit senior Clifton Robinson on a 20-yard touchdown with 11:04 left in the half. But Henson connected on a four-yard pass to B.J. Askew to tie the game at 14-14. Michigan regained the lead on an 11-yard scamper from Anthony Thomas to end the first half at 21-14.

Michigan built its lead to 28-14 in the third quarter as Thomas, named the game's MVP, entered the endzone on a 25-yard burst, his longest of the day. Auburn junior running back Rudi Johnson crossed the goal line with 4:08 to go in the third, to bring Auburn within seven, 28-21. The Wolverines connected on a 41-yard field goal by Hayden Epstein to increase their lead to 31-21 to end the quarter.

Leard responded by connecting with freshman Deandre Green on a 21-yard pass in the endzone to trim Michigan's lead to three, 31-28, with 2:26 to go. Duval's ensuing on-side kick was recovered by Michigan and the Wolverines ran out the clock to earn the 31-28 win.

Leard was named Auburn's offensive MVP while Javor Mills, who recorded six tackles and two sacks, was the Tigers' defensive MVP.

Auburn	0	14	7	7	—	28
Michigan	7	14	10	0	—	31

UM - Terrell 31 pass from Henson (Epstein kick), 6:27, 1st
 AU - Daniels 19 pass from Leard (Duval kick), 14:17, 2nd
 AU - C. Robinson 20 pass from Leard (Duval kick), 11:04, 2nd
 UM - Askew 4 pass from Henson (Epstein kick), 6:41, 2nd
 UM - Thomas 11 run (Epstein kick), 0:54, 2nd
 UM - Thomas 25 run (Epstein kick), 6:41, 3rd
 AU - Johnson 12 run (Duval kick), 4:08, 3rd
 UM - Epstein 41 field goal, 1:35, 3rd
 AU - Green 21 pass from Leard (Duval kick), 2:26, 4th

	AU	UM
First Downs	23	21
Rushing Att.-Yards	35-92	42-159
Passing Yards	394	294
Passing (C-A-I)	28-37-2	15-21-0
Total Offense	486	453
Punts-Avg.	3-42.7	4-43.5
Fumbles/Lost	2/1	2/1
Penalty-Yards	7-60	2-20
Time of Possession	30:03	29:57

RUSHING: (AU) Johnson 25-85 (TD), Evans 3-16, C. Robinson 1-4, Carter 2-(-2), Leard 4-(-11); (UM) Thomas 32-182 (2 TD), Bellamy 3-13, Cross 1-0, Henson 6-(-36).

PASSING: (AU) Leard 28-37-2, 394 (3 TD); (UM) Henson 15-20-0, 294 (2 TD), Thomas 0-1-0, 0.

RECEIVING: (AU) Daniels 7-98 (TD), Willis 5-69, Evans 4-51, Green 4-49 (TD), C. Robinson 3-70 (TD), Carter 3-42, Johnson 2-15; (UM) Terrell 4-136 (TD), Walker 4-100, Thomas 4-32, Askew 3-26 (TD).

Attendance: 66,928

2001 Chick-fil-A Peach Bowl



Auburn 10
North Carolina 16
 December 31, 2001
 Georgia Dome
 Atlanta, Georgia

A New Year's Eve invitation to the Chick-fil-A Peach Bowl pitted 7-4 Auburn against 7-5 North Carolina. In a defensive battle, North Carolina held off a late fourth quarter charge to beat Auburn, 16-10, in the Georgia Dome in

Atlanta.

In the first quarter, North Carolina recovered a fumble and returned it 18 yards to the Tiger 10-yard line. Two plays later, North Carolina tailback Willie Parker took the ball off right end for the UNC touchdown.

The only other score in the half came when the Tar Heels drove the ball 84 yards resulting in a field goal by kicker Jeff Reed.

North Carolina came out of halftime and added to their lead as Peach Bowl Offensive MVP QB Ronald Curry scrambled 62 yards for a touchdown putting UNC ahead 16-0.

The Auburn defense responded well, not allowing any more points for the rest of the game and treated football fans to a play that will be remembered in Auburn football history.

An errant Darian Durant pass was snatched out of the air by whip Karlos Dansby as he was falling out of bounds. Dansby then tossed the ball to linebacker Dontarrius Thomas to complete an amazing interception. The play was later nominated for the ESPY Awards' "Most Spectacular Play" of the year.

The Auburn offense, feeding off the momentum from the interception, moved the ball down the field. Jason Campbell connected with Casinious Moore on an 11-yard pass that set up Damon Duval's 34-yard field goal with 13:16 left in the game.

After recovering a muffed snap late in the fourth quarter, backup QB Daniel Cobb connected with tight end Lorenzo Diamond, who rumbled 12 yards for an Auburn touchdown, pulling the Tigers within six points.

North Carolina recovered the ensuing onside kick to hold on for the 16-10 win.

N. Carolina	7	3	6	0	—	16
Auburn	0	0	0	10	—	10

UNC - Parker 10 run (Reed kick), 9:34, 1st
 UNC - Reed 22 field goal, 0:55, 2nd
 UNC - Curry 62 run (Reed kick failed), 8:25, 3rd
 AU - Duval 34 field goal, 13:16, 4th
 AU - Diamond 12 pass from Cobb (Duval kick), 1:18, 4th

	UNC	AU
First Downs	12	12
Rushing Att.-Yards	40-174	32-31
Passing Yards	114	145
Passing (C-A-I)	13-21-1	18-28-2
Total Offense	288	186
Punts-Avg.	3-39.8	9-49.3
Fumbles/Lost	1/1	0/0
Penalty-Yards	9-73	4-26
3rd Down Conv.	4-of-15	2-of-13
Time of Possession	32:02	27:58

RUSHING: (UNC) Parker 19-131 (TD), Curry 10-67, Lewis 3-6, Williams 2-0, Team 3-(-5), Durant 2-(-12), Lafferty 1-(-13); (AU) Brown 6-28, Butler 8-22, Moore 5-21, Campbell 8-1, Johnson 1-0, Carter 1-(-7), Team 3-(-34).

PASSING: (UNC) Durant 7-14-1, 76; Curry 5-6-0, 25; Lafferty 1-1-0, 13; (AU) Campbell 12-18-1, 74; Cobb 6-10-1, 71 (TD).

RECEIVING: (UNC) Aiken 7-73, Parker 3-24, Davis 3-17; (AU) Daniels 3-21, Willis 3-17, Diamond 2-17 (TD), Moore 2-16, Walkins 2-16, Johnson 2-14, Carter 1-21, Ratliff 1-18, McIntyre 1-8, Brown 1-(-4).

Attendance: 71, 827

Auburn Bowl History

2003 Capital One Bowl



Auburn 13
Penn State 9
 January 1, 2003
 Florida Citrus Bowl
 Orlando, Florida

On a warm and windy day in Orlando, the 19th-ranked Auburn Tigers knocked off 10th-ranked Penn State behind a stymieing defense and Capital One Bowl MVP Ronnie Brown's 184-yard, two-touchdown

performance. Penn State's Larry Johnson, who finished third in the Heisman Trophy balloting, was unable to get on track as Auburn's defense limited him to only 72 yards on 20 carries.

Auburn fumbled on its first possession giving Penn State the ball on the 15-yard line, but the Nittany Lions were forced to settle for a 21-yard Robbie Gould field goal.

The Auburn defense held the Nittany Lion offense the rest of the half, allowing only a 27-yard field goal by Gould.

After a sluggish first half, the Tigers came out in the third quarter with a run-dominated offensive scheme and Ronnie Brown punished the Penn State defenders to the tune of 119 second-half yards.

Auburn took its first possession of the second half and marched 74 yards, scoring on a one-yard Brown touchdown run, which put Auburn ahead, 7-6. The fast Tiger defense took control, allowing Penn State only 31 yards of offense in the third quarter.

Penn State replaced quarterback Zack Mills with Michael Robinson, who sparked the Nittany Lion offense to a fourth quarter field goal, putting Penn State up 9-7.

On Auburn's next possession, Damon Duval's punt was downed at the one-yard line pinning Penn State deep in its own territory.

After a short punt by Penn State, Auburn drove the ball inside the red zone, where Ronnie Brown bounced a run to the outside taking it 17 yards for the game winning touchdown.

Brown's 184 yards rushing were the most ever by an Auburn player in a bowl, and it was the most yards rushing by anyone in the 2003 bowl season. Dontarrius Thomas was named the game's defensive MVP after helping hold Penn State to just 268 yards.

Penn State	3	3	0	3	—	9
Auburn	0	0	7	6	—	13

PSU - Gould 21 field goal, 10:26, 1st
 PSU - Gould 27 field goal, 1:44, 2nd
 AU - Brown 1 run (Duval kick), 3:52, 3rd
 PSU - Gould 31 field goal, 10:10, 4th
 AU - Brown 17 run (pass failed), 2:19, 4th

	PSU	AU
First Downs	15	12
Rushing Att.-Yards	36-170	50-200
Passing Yards	98	78
Passing (C-A-I)	10-27-1	10-17-1
Total Offense	268	278
Punts-Avg.	5-38.2	4-48.2
Fumbles/Lost	2/1	3/1
Penalty-Yards	7-68	9-84
3rd Down Conv.	3-of-14	7-of-16
Time of Possession	27:49	32:11

RUSHING: (PSU) Johnson 20-72, Mills 9-56, M. Robinson 5-30, Smith 1-10, Jefferson 1-2; (AU) Brown 37-184 (2 TD), Smith 5-10, Campbell 8-6.

PASSING: (PSU) Mills 8-24-1, 67; M. Robinson 2-3-0, 31; (AU) Campbell 10-17-1, 78.

RECEIVING: (PSU) T. Johnson 2-54, Kranchick 2-15, L. Johnson 2-8, M. Robinson 2-7, McHugh 1-8, Williams 1-6; (AU) Aromashodu 2-18, R. Johnson 2-17, Diamond 1-11, Obomanu 1-11, Daniels 1-9, M. Willis 1-6, Smith 1-5, Brown 1-1.

Attendance: 66,334

2003 Gaylord Hotels Music City Bowl



Wisconsin 14
Auburn 28
 December 31, 2003
 The Coliseum
 Nashville, Tennessee

With the combination of a stellar defensive performance that included six sacks and the leadership of MVP Jason Campbell, Auburn put together 14 fourth-quarter points en route to a 28-14 Music City Bowl win over Wisconsin.

After a scoreless first period, Wisconsin started the second quarter by driving to the Auburn seven-yard line where the Badgers had a first and goal, but Auburn's defense forced Wisconsin to settle for a 20-yard field goal for a 3-0 lead.

Auburn responded on the next drive as Ronnie Brown gained 43 yards on six carries culminating with a one-yard touchdown to give the Tigers a 7-3 lead. Wisconsin managed another field goal before the half to make the score 7-6 at the intermission.

Auburn struck first in the second half, going 80 yards on 16 plays and taking 7:16 off the clock. Carnell Williams finished the drive with a one-yard plunge up the middle for the touchdown.

In the fourth quarter, Jim Sorgi led Wisconsin on a 52-yard drive, capping it with a 12-yard pass to Lee Evans for a touchdown and a two-point conversion pass to tie the game at 14.

The Badgers seemed to have the momentum in their favor until Carlos Rogers deflected a pass that Will Herring intercepted on the Auburn 13-yard line. Two plays later, Campbell connected with Jeris McIntyre on third and eight for a 51-yard gain to the Wisconsin 34-yard line. It took Auburn just three more plays to put it in the end zone as

Brown scored for the second time from two yards out.

Auburn put an exclamation point on the game during the ensuing Wisconsin drive when Reggie Torbor and Karlos Dansby sandwiched Sorgi, causing a fumble. T.J. Jackson recovered it, and two plays later Auburn put the final points on the board with a one-yard run by Williams to make the score 28-14.

Campbell passed for 138 yards, rushed for 67 yards and engineered two fourth-quarter scoring drives. Auburn's defense held Wisconsin to 261 yards. Torbor collected 2.5 sacks and Dansby totaled a team-high 10 tackles including 1.5 sacks.

Wisconsin	0	6	0	8	—	14
Auburn	0	7	7	14	—	28

UW - Allen 20 field goal, 9:44, 2nd
 AU - Brown 1 run (Vaughn kick), 4:37, 2nd
 UW - Allen 35 field goal, 2:42, 2nd
 AU - Williams 1 run (Vaughn kick), 1:32, 3rd
 UW - Evans 12 pass from Sorgi (Daniels pass from Sorgi), 8:52, 4th
 AU - Brown 2 run (Vaughn kick), 3:30, 4th
 AU - Williams 1 run (Vaughn kick), 1:37, 4th

	UW	AU
First Downs	18	15
Rushing Att.-Yards	37-128	40-203
Passing Yards	203	157
Passing (C-A-I)	17-29-1	11-23-1
Total Offense	331	360
Punts-Avg.	4-38.5	8-45.2
Fumbles/Lost	0/0	0/0
Penalty-Yards	4-25	8-66
3rd Down Conv.	6-of-14	6-of-14
Time of Possession	31:00	29:00

RUSHING: (UW) Davis 17-77, Evans 3-19, Bernstein 1-2, Smith 4-1, Stocco 1-(-14), Sorgi 10-(-26); (AU) Williams 18-68 (2 TD), Campbell 9-67, Brown 13-62 (2 TD).

PASSING: (UW) Sorgi 13-22-1, 169 (TD); Stocco 4-7-0, 34; (AU) Campbell 10-22-1, 138; Williams 1-1-0, 19.

RECEIVING: (UW) Williams 6-57, Evans 4-51, Charles 3-48, Daniels 1-14, Bernstein 1-8, Smith 1-6; (AU) McIntyre 3-74, Daniels 3-40, Johnson 2-21, Taylor 1-13, Obomanu 1-6, Brown 1-3.

Attendance: 55,109

Auburn Bowl History

2005 NOKIA Sugar Bowl



Virginia Tech 13
Auburn 16

January 3, 2005
Louisiana Superdome
New Orleans, Louisiana

Auburn completed a perfect season as the No. 3 Tigers held off a late Virginia Tech rally for a 16-13 victory in the NOKIA Sugar Bowl at the Louisiana Superdome. The win improved the Tigers' record to 13-0

and ensured the first 13-win season in school history.

Auburn, just the seventh team to go undefeated in league play since the Southeastern Conference went to divisional play in 1992, jumped out to a 16-0 lead in the first three quarters before the Hokies got on the board. Two late fourth-quarter scores allowed Virginia Tech back into the game, but an onside kick with two minutes left was recovered by the Tigers.

Jason Campbell, voted the NOKIA Sugar Bowl's Most Valuable Player, threw for 189 yards on 11-of-16 passing and one score. Campbell, who played his last game in an Auburn uniform, connected with Devin Aromashodu on a 5-yard touchdown pass late in the third quarter, giving the Tigers a 16-0 advantage.

The tandem of senior running backs Ronnie Brown and Carnell Williams rushed for 68 and 61 yards, respectively.

Placekicker John Vaughn connected on three field goals in the first half from 23, 19 and 24 yards to send the Tigers to a 9-0 lead entering halftime. The three field goals tied an Auburn record in a bowl game, last set by Jaret Holmes at the 1998 Peach Bowl.

After Campbell connected with Aromashodu for a 16-0

Virginia Tech	0	0	0	13	—	13
Auburn	6	3	7	0	—	16

AU - Vaughn 23 field goal, 8:44, 1st
AU - Vaughn 19 field goal, 1:10, 1st
AU - Vaughn 24 field goal, 1:50, 2nd
AU - Aromashodu 5 pass from Campbell (Vaughn kick), 10:39, 3rd
VT - Morgan 29 pass from Randall (Randall pass failed), 6:58, 4th
VT - Morgan 80 pass from Randall (Pace kick), 2:01, 4th

	VT	AU
First Downs	19	14
Rushing Att.-Yards	22-76	43-110
Passing Yards	299	189
Passing (C-A-I)	21-38-2	11-16-1
Total Offense	375	299
Punts-Avg	5-35.2	4-43.0
Fumbles/Lost	0/0	1/1
Penalty-Yards	7-57	4-35
3rd Down Conv.	3-of-12	6-of-15
Time of Possession	26:26	33:34

RUSHING: (VT) Randall 9-45, Imoh 6-16, Humes 6-10, Hamilton 1-5; (AU) Brown 14-68, C. Williams 19-61.

PASSING: (VT) Randall 21-38-2, 299 (2TD); (AU) J. Campbell 11-16-1, 189 (TD).

RECEIVING: (VT) Hyman 5-71, Morgan 3-126 (2 TD), Royal 3-37, King 3-12, Clowney 2-23, Mazzetta 1-20, Humes 1-10; (AU) Taylor 5-87, Mix 2-68, C. Williams 2-(-6), Wallace 1-35, Aromashodu 1-5 (TD).

Attendance: 77,349

2006 Capital One Bowl



Wisconsin 24
Auburn 10

January 2, 2006
Citrus Bowl
Orlando, Florida

Brian Calhoun rushed for 213 yards and one touchdown and John Stocco passed for 301 yards and two scores as Wisconsin defeated Auburn, 24-10, in the 2006 Capital One Bowl. The loss snapped Auburn's three-game bowl winning streak.

ning streak.

Wisconsin took a 17-0 lead into halftime, but the Tigers scored 10 straight points to pull within 17-10 early in the fourth quarter. Brandon Cox found Courtney Taylor for a 9-yard score at the 14:49 mark of the fourth to pull Auburn within seven.

However, Calhoun rushed for a 33-yard touchdown less than two minutes later, giving the Badgers the final 24-10 outcome.

Cox finished 15-of-33 for 137 yards and one touchdown, while Kenny Irons rushed for 88 yards -- giving him 1,293 on the season - the sixth-best single-season mark in Auburn history.

Ben Obomanu ended his Auburn career with five receptions for 62 yards. His senior counterpart, Anthony Mix, caught two passes for 11 yards, giving him 1,010 yards in his career.

Wisconsin opened the game's scoring when Stocco found Brandon Williams on a 30-yard reception at the 7:55 mark of the first quarter.

UW's Taylor Mehlhaff connected on his only field goal of the day, a 19-yarder, at the end of the first quarter, then watched as Stocco found

Owen Daniels for a 13-yard touch-

down pass in the second quarter.

John Vaughn connected on a 19-yard field goal, his 12th of the season, in the third quarter to put Auburn on the board.

Defensively, David Irons led the Tigers with 11 tackles.

Senior Wayne Dickens posted his second multiple-sack game of the season, finishing with two, while Stanley McClover had one.

Wisconsin	10	7	0	7	—	24
Auburn	0	0	3	7	—	10

UW - B. Williams 30 pass from Stocco (Mehlhaff kick), 7:55, 1st
UW - Mehlhaff 19 field goal, 0:21, 1st
UW - Daniels 13 pass from Stocco (Mehlhaff kick), 7:19, 2nd
AU - Vaughn 19 field goal, 11:54, 3rd
AU - Taylor 9 pass from Cox (Vaughn kick), 14:49, 4th
UW - Calhoun 33 run (Mehlhaff kick), 13:22, 4th

	UW	AU
First Downs	24	19
Rushing Att.-Yards	42-247	35-99
Passing Yards	301	137
Passing (C-A-I)	15-27-0	15-33-1
Total Offense	69-548	68-236
Punts-Avg	3-45.3	6-45.7
Fumbles/Lost	2/1	1/1
Penalty-Yards	7-56	5-35
3rd Down Conv.	7-of-15	4-of-14
Time of Possession	31:48	29:12

RUSHING: (UW) Calhoun 20-213 (TD), B. Williams 4-35, Walker 2-9, Team 1-0, Stocco 5-(-10); (AU) K. Irons 22-88, Lester 7-31, Obomanu 1-8, Cox 5-(-28).

PASSING: (UW) Stocco 15-27-0, 301 (2TD); (AU) Cox 15-33-1, 137 (TD).

RECEIVING: (UW) B. Williams 6-173 (TD), Orr 4-74, Daniels 3-46 (TD), Calhoun 1-8, J. Walker 1-0; (AU) Obomanu 5-62, Aromashodu 2-16, Taylor 2-14 (TD), Mix 2-11, K. Irons 1-21, Lester 1-9, Wallace 1-4, Slaughter 1-0.

Attendance: 57,221

Auburn Bowl History

2007 AT&T Cotton Bowl Classic



Auburn 17
Nebraska 14
 January 1, 2007
 Cotton Bowl
 Dallas, Texas

John Vaughn's 42-yard field goal in the third quarter proved to be the game winner as Auburn took the 71st AT&T Cotton Bowl Classic with a 17-14 victory over Nebraska in Dallas.

Vaughn connected on his 20th field goal of the season at the 6:20 mark of the third quarter, the game's only points of the second half, to give Auburn its 11th win of the season for the fourth time in school history.

The Auburn defense was stout against Nebraska, limiting the Cornhuskers to just 230 yards of total offense, including 73 in the second half. Karibi Dede began the defense's dominance in the first half, intercepting a Zac Taylor pass and returning it 52 yards to the Nebraska 9-yard line.

Just two plays later, the Auburn offense punched it in the end zone when Brandon Cox found Carl Stewart for a 9-yard score with 56 seconds remaining in the first quarter, evening the score at 7.

Early in the second quarter, the Tigers recovered a fumble at the Cornhuskers' 14 on a failed fake punt attempt. Four plays later, Stewart scored his second TD on a 1-yard run.

After Vaughn's third quarter field goal, the Huskers managed to get in Auburn territory just twice. They punted from Auburn's 34 in the third quarter, and Taylor threw a fourth-down incompleteness from Auburn's 30 late in the fourth quarter.

The Tiger defense finished with two sacks and 11 tackles for loss, highlighted by Sen'Derrick Marks' 2.5. Will Herring finished with seven solo tackles, including two for loss, and was named the game's outstanding defensive player.

Cox finished the game 10-of-21 passing for 111 yards and one score. Of those 10 completions, six were to Courtney Taylor, who, on his fourth catch of the game, broke the Auburn school record for most receptions in a career. He finished with 153.

Kenny Irons paced the Tiger rushing game with 72 yards on 24 carries.

Nebraska started the game's scoring on a Nate Swift 13-yard touchdown reception from Taylor at the 7:37 mark of the first quarter.

With Auburn up 14-7 after Stewart's second quarter touchdown run, Brandon Jackson scored from 20 yards out to cap a 7-play, 72-yard drive that sent the teams into halftime tied at 14.

The win improved Auburn to 18-13-2 all-time in bowl games and 4-3 under head coach Tommy Tuberville.

Auburn	7	7	3	0	—	17
Nebraska	7	7	0	0	—	14

NU - Swift 13 pass from Taylor (Congdon kick), 7:37, 1st
 AU - Stewart 9 pass from Cox (Vaughn kick), 0:56, 1st
 AU - Stewart 1 run (Vaughn kick), 12:22, 2nd
 NU - Jackson 20 run (Congdon kick), 9:00, 2nd
 AU - Vaughn 42 field goal, 6:20, 3rd

	AU	NU
First Downs	12	17
Rushing Att.-Yards	35-67	38-104
Passing Yards	111	126
Passing (C-A-I)	10-21-0	14-27-1
Total Offense	56-178	65-230
Punts-Avg	6-43.0	6-40.2
Fumbles/Lost	2/2	1/1
Penalty-Yards	6-45	4-45
3rd Down Conv.	4-of-12	5-of-14
Time of Possession	27:00	33:00

RUSHING: (AU) K. Irons 24-72, Tate 4-23, Taylor 1-3, Stewart 1-1 (TD), Cox 5-(-32); (NU) Lucky 25-88, Jackson 7-38 (TD), Nunn 1-(-2), Taylor 4(-5), Todd 1(-15).
PASSING: (AU) Cox 21-10-0, 111 (TD); (NU) Taylor 26-14-1, 126 (TD), Team 1-0-0, 0.
RECEIVING: (AU) Taylor 6-70, Rodriguez 1-18, McKenzie 1-12, Stewart 1-9 (TD), K. Irons 1-2; (NU) Lucky 6-67, Swift 3-44 (TD), Jackson 2(-6), Purify 1-9, Nunn 1-8, Todd 1-4.
Attendance: 66,777

2007 Chick-fil-A Bowl



Clemson 20
Auburn 23 [OT]
 December 31, 2007
 Georgia Dome
 Atlanta, Georgia

Kodi Burns scored on a 7-yard run in overtime to lift No. 22 Auburn to a 23-20 victory over No. 15 Clemson in the Chick-fil-A Bowl, in the first overtime game in Auburn's bowl history.

Burns' score put the finishing touches on a performance that saw the

Tigers record season highs in plays and yards with a spread offense. Auburn ran 90 plays for 423 yards, including 47 rushes and a season-high 43 passes.

Auburn scored first in a low-scoring first half, following a three-and-out by Clemson on the opening possession with an 11-play, 58-yard drive that culminated in Wes Byrum's 36-yard field goal.

After managing just 52 yards of offense in the first quarter, Clemson's C.J. Spiller raced 83 yards down the left sideline to give Clemson a 7-3 lead.

Auburn took the opening kickoff in the second half and marched 78 yards on 10 plays as Burns hit Mario Fannin with a 22-yard pass to give Auburn a 10-7 lead.

Clemson finished an 11-play drive with a 22-yard field goal on the first play of the fourth quarter, knotting the score at 10-10.

After Cox was intercepted, Clemson quickly drove 32 yards for the go-ahead score when James Davis plunged in from a yard out with 11:24 remaining.

Auburn answered right back, again mixing Cox and Burns in the backfield successfully during an 11-play, 70-yard drive. Cox's 18-yard pass to Robert Dunn and a 15-yard rush by Burns set up Ben Tate for a 1-yard run that tied the score at 17-17 with 8:27 left.

In overtime, Clemson settled for a 25-yard field goal on its first possession.

On Auburn's overtime possession, Cox found Rod Smith for 12 yards on 3rd-and-13, then snuck ahead for 2 yards and the first down. Two plays later, Burns powered in for the score, sending the Auburn sideline into a frenzy.

Cox connected on 25-of-39 passes for 211 yards in his final game for Auburn.

The Auburn defense, led by defensive MVP Pat Sims, held Clemson to just 293 yards of offense and 12 first downs.

Clemson	0	7	0	10	3	—	20
Auburn	3	0	7	7	6	—	23

AU - Byrum 36 field goal, 4:16, 1st
 CU - C.J. Spiller 83 yd run (Mark Buchholz kick), 13:14, 2nd
 AU - Mario Fannin 22 yd pass from Kodi Burns (Wes Byrum kick), 11:33, 3rd
 CU - Mark Buchholz 22 yd field goal, 14:58, 4th
 CU - James Davis 1 yd run (Mark Buchholz kick), 11:24, 4th
 AU - Ben Tate 1 yd run (Wes Byrum kick), 8:27, 4th
 CU - Mark Buchholz 25 yd field goal, OT
 AU - Kodi Burns 7 yd run, OT

	CU	AU
First Downs	12	24
Rushing Att.-Yards	40-189	47-190
Passing Yards	104	233
Passing (C-A-I)	14-33-0	26-43-1
Total Offense	73-293	90-423
Punts-Avg	8-43.1	8-38.6
Fumbles/Lost	1/0	0/0
Penalty-Yards	1-5	6-40
3rd Down Conv.	5-of-19	7-of-19
Time of Possession	29:14	30:46

RUSHING: (AU) Burns 13-69 (TD), Lester 14-57, Tate 14-54 (TD), Fannin 3-18, Cox 3-(-1); (CU) Spiller 8-112 (TD), Davis 23-72 (TD), Grisham 1-8, Harper 8-(-3)
PASSING: (AU) Cox 39-25-1, 211, Burns 4-1-0, 22 (TD); (CU) Harper 33-14-0, 104
RECEIVING: (AU) Fannin 5-53 (TD), Dunn 5-39, R. Smith 4-45, Lester 3-24, Tate 3-19, Bennett 2-16, Billings 1-13, Hawthorne 1-12, Rodriguez 1-8, Trott 1-4 (CU) Kelly 4-36, Taylor 3-32, Grisham 2-24, Harris 2-12, Spiller 2-(-5), Palmer 1-5.
Attendance: 74,413

Auburn Bowl History

2010 Outback Bowl



Northwestern 35
Auburn [OT] 38
 January 1, 2010
 Raymond James Stadium
 Tampa, Florida

Neiko Thorpe tackled Zeke Markshausen at the Auburn 2-yard line on a fake field goal attempt from the 5-yard line to preserve Auburn's 38-35 overtime victory over Northwestern after Wes Byrum's 21-yard field goal gave the Tigers the lead.

With the score tied 21-21, Ben Tate rushed for two touchdowns in the first eight minutes of the fourth quarter. The first came from 5 yards out with 10:10 left and the second was a 7-yard run that seemed to put the Tigers in control, 35-21 with 7:32 left.

Northwestern closed to 35-27 on a 2-yard Mike Kafka touchdown run with 3:20 remaining but the PAT was blocked by Antonio Coleman. With Auburn trying to run out the clock, Brad Phillips forced a Tate fumble at the Northwestern 31 with 3:11 to play. The Wildcats then drove 69 yards to score on a 18-yard touchdown pass from Kafka to Sidney Stewart with 1:15 to play and a tied the game on a successful two-point conversion.

Auburn's Demond Washington returned the ensuing kickoff to midfield before he fumbled, giving the ball back to the Wildcats with 1:03 to play. Northwestern then drove to the Auburn 26 where Demos missed a potential game-winning 44-yard field goal as time expired.

Auburn's defense picked off five Northwestern passes, with Walter McFadden and T'Sharvan Bell collecting two each and Thorpe one. McFadden's two interceptions came on Northwestern's first two drives and helped stake Auburn to an early 14-0 lead. His second interception was returned 100 yards for a touchdown.

Auburn took a 21-7 lead on a 46-yard Chris Todd pass to Quindarius Carr with 8:54 to go in the half. Northwestern drove the ball 90 yards from its own 6-yard line late in the half before Kafka threw his third interception, as Bell picked him off in the end zone with 29 seconds remaining.

Northwestern closed to within 21-14 on a 35-yard touchdown pass on another Kafka to Brewer hookup with 2:42 remaining in the third. On their next play from scrimmage, Drake Dunsmore scored on a 66-yard pass from Kafka to tie the score.

Darvin Adams was named the Outback Bowl MVP after grabbing an Outback Bowl record-tying 12 receptions for a career-high 142 yards.

Twenty-one Outback Bowl records were broken and 11 more tied during the game. The Wildcats' 115 total plays broke an NCAA record, as did the 98 plays for Kafka (78 passes, 20 rushes). The teams combined for Outback Bowl records of 73 points, 1046 yards of offense and 187 plays from scrimmage.

N'Western	7	0	14	14	0	—	35
Auburn	14	7	0	14	3	—	38

- AU - Burns 1 yd run (Byrum kick), 12:25, 1st
- AU - McFadden 100 yd interception return (Byrum kick), 4:37, 1st
- NU - Brewer 39 yd pass from Kafka (Demos kick), 2:04, 1st
- AU - Carr 46 yd pass from Todd (Byrum kick), 8:54, 2nd
- NU - Brewer 35 pass from Kafka (Demos kick), 2:42, 3rd
- NU - Dunsmore 66 yd pass from Kafka (Demos kick), 0:27, 3rd
- AU - Tate 5 yd run (Byrum kick), 10:10, 4th
- AU - Tate 7 yd run (Byrum kick), 7:32, 4th
- NU - Kafka 2 yd run (kick blocked), 3:20, 4th
- NU - Stewart 18 yd pass from Kafka (Mitchell pass from Brewer), 1:15, 4th
- AU - Byrum 21 yd field goal, OT

	NU	AU
First Downs	34	18
Rushing Att.-Yards	37-89	39-190
Passing Yards	532	235
Passing (C-A-I)	47-78-5	20-33-2
Total Offense	115-621	72-425
Punts-Avg.	5-31.6	6-42.2
Fumbles/Lost	0/0	3/2
Penalty-Yards	3-25	12-140
3rd Down Conv.	6-of-23	4-of-13
Time of Possession	34:11	25:49

RUSHING: (AU) - Tate 20-108 (2 TD); Zachery 1-50; McCalebb 6-18; Burns 5-16 (TD); Fannin 2-14; Todd 4-minus 15. **(NU)** - Schmidt 8-36; Kafka 20-30 (TD); A. Fields 3-8; Simmons 3-7; Markshausen 2-7; Concannon 1-1.

PASSING: (AU) - Todd 20-31-0-235 (TD); Burns 0-2-0-0. **(NU)** - Kafka 47-78-5-532 (4 TD).

RECEIVING: (AU) - Adams 12-142; Fannin 3-10; Zachery 2-11; Carr 1-46 (TD); Burns 1-23; Blake 1-3. **(NU)** - Markshausen 12-84; Stewart 10-97 (TD); Dunsmore 9-120 (TD); Brewer 8-133 (2 TD); Ebert 6-64; D. Fields 1-26; A. Fields 1-8.

Attendance: 49,383

2011 BCS National Championship



Oregon 19
Auburn 22
 January 10, 2011
 University of Phoenix Stadium
 Glendale, Arizona

Wes Byrum kicked the sixth and biggest game-winning field goal of his career on the last play of the game from 19 yards to give No. 1 Auburn a 22-19 victory over Oregon in the BCS National Championship Game. It was Auburn's second national title in history and ninth comeback win in 14 games during

the 2010 season.

After Oregon had tied the score at 19 with a touchdown and two point conversion with 2:33 to go, the biggest drive in Auburn history began at its own 25-yard line. After a 15-yard pass from Cam Newton to Emory Blake, Michael Dyer, who was named the Offensive Player of the Game after rushing for 143 yards on 22 carries, looked to be tackled after a short gain, but was never down while laying on top of an Oregon defender, and he bounced up to complete a 37-yard run to the Oregon 23.

After short gains by Dyer and Newton, Dyer followed with a 16-yard gain up the middle to the 1 with 10 seconds remaining. One play later, Byrum provided the final heroics.

Oregon scored on the second play of the second quarter on a 26-yard field goal by Rob Beard for the first points of the game. On Auburn's next possession, Newton threw a 35-yard touchdown pass to Kodi Burns for a 7-3 Auburn lead.

Oregon responded after taking over at the Duck 7 as Thomas threw an 81-yard pass on first down to Meahl, then found James on an 8-yard TD pass. A 2-point conversion run by kicker Rob Beard on a fake gave Oregon an 11-7 lead.

The Tigers then drove to the Oregon 1, but Newton's fourth-down pass to Eric Smith fell incomplete. On first down, Mike Blanc tackled James in the end zone for a safety to draw the Tigers to within 11-9 with 3:26 left in the half.

After Oregon kicked off following the safety, Auburn quickly covered 66 yards in six plays, capped by a Newton to Blake 30-yard touchdown pass to give the Tigers a 16-11 lead at the half.

On the opening drive of the second half, Wes Byrum kicked a 28-yard field goal to give Auburn a 19-11 lead.

Oregon then reached a first-and-goal on the Auburn 3, but the Tigers held the Ducks for four plays, capped by a stop on fourth and goal from the 1 as Mike McNeil and Nick Fairley hit Kenjon Barner just shy of the goal line. Fairley was named the Defensive Player of the Game after recording five tackles, including three for losses and one sack, while also forcing a fumble.

Auburn ran a season-high and BCS Championship Game record 85 plays. The Tigers outgained the Ducks 519 yards to 449 as Newton was 20-of-34 for 265 yards and two touchdowns. He also rushed for 64 yards on 22 carries.

Oregon	0	11	0	8	—	19
Auburn	0	16	3	3	—	22

- OU - Beard 26 yd field goal, 14:13, 2nd
- AU - Burns 35 yd pass from Newton (Byrum kick), 12:00, 2nd
- OU - James 8 yd pass from Thomas (Beard rush), 10:58, 2nd
- AU - Blanc safety, 3:26, 2nd
- AU - Blake 30 yd pass from Newton (Byrum kick), 1:47, 2nd
- AU - Byrum 28 yd field goal, 11:30, 3rd
- OU - James 8 yd pass from Thomas (Maehl pass from Thomas), 2:33, 4th
- AU - Byrum 19 yd field goal, 0:00, 4th

	OU	AU
First Downs	23	28
Rushing Att.-Yards	32-75	50-254
Passing Yards	374	265
Passing (C-A-I)	28-41-2	20-35-1
Total Offense	73-449	85-519
Punts-Avg.	5-36.8	6-40.4
Fumbles/Lost	1/0	2/1
Penalty-Yards	6-37	5-47
3rd Down Conv.	8-of-15	9-of-17
Time of Possession	27:03	32:57

RUSHING: (OU) - James 13-49; Barner 11-32; Thomas 8-(-6). **(AU)** - Dyer 22-143; Newton 22-64; McCalebb 6-47.

PASSING: (OU) - Thomas 27-40-2-363 (2TD); Rice 1-1-0-11. **(AU)** - Newton 20-34-1-265 (2TD); TEAM 0-1-0-0.

RECEIVING: (OU) - Maehl 9-133; Davis 6-60; James 4-39 (2TD); Tuinei 3-75; Paulson 3-48; Barner 2-8; Johnson 1-11. **(AU)** - Zachery 6-48; Adams 4-54; Blake 4-54 (TD); Lutzenkirchen 2-48; McCalebb 2-10; Burns 1-35 (TD); Fannin 1-16.

Attendance: 78,603

Auburn Bowl History

2011 Chick-fil-A Bowl



Virginia 24
Auburn 43

December 31, 2011
Georgia Dome
Atlanta, Georgia

Offensive MVP Onterio McCalebb rushed for a season-high 109 yards and had 180 all-purpose yards, Emory Blake caught six passes for a career-high tying 108 yards and Barrett Trotter came off the bench to throw for 175 yards and one touchdown to lead Auburn to a 43-24 victory over Virginia in the Chick-fil-A Bowl in the Georgia Dome

on Dec. 31.

Trotter completed 11-of-18 passes after he and Kiehl Frazier came in for injured starter Clint Moseley in the first quarter. Frazier had 16 carries for 55 yards and became the ninth Tiger to score two touchdowns in a bowl game. Tre Mason gained 64 yards on nine carries and had his first career rushing touchdown.

Auburn used a big second quarter as it scored 21 consecutive points to take control of the game, 28-14. After Virginia took a 14-7 lead, Auburn quickly answered as McCalebb ran it in from three yards out on third down to tie it 14-14 with 10:33 left in the half.

Then, Parkey successfully recovered his onside kick at the Auburn 41 as the Tigers went on to take the lead for good, 21-14, on Frazier's 1-yard third down rush with 8:44 left. Trotter completed a 50-yard pass to Blake to the Virginia 5. Auburn's 14 consecutive points came on 11 plays and 144 yards in 4:08.

On the ensuing possession, Chris Davis snuffed out a Virginia fake field goal after Eltoro Freeman broke up a Cavalier pass in the end zone the play before. Auburn scored a touchdown on its third-straight possession as Trotter completed a 29-yard touchdown pass to McCalebb with 59 seconds left in the half to give Auburn a 28-14 lead.

Virginia scored first, but walk-on Garrett Harper stepped up to help the

Tigers even the score on the next possession. Harper blocked the first punt of his career as Auburn took over on the Virginia 15. The Tigers tied it 7-7 as Frazier scored on a 3-yard touchdown run up the middle with 4:02 left in the opening quarter. McCalebb set it up with a 12-yard run the play before.

Mason scored his first career rushing touchdown to open the third quarter with a 22-yarder to put Auburn up 35-17 almost four minutes in.

Virginia scored with 6:20 left in the third, cutting the lead to 35-24, but the Cavaliers would come no closer.

Steven Clark pinned Virginia at its own 6-yard line and the Tigers defense held the Cavs to three and out as Gabe Wright made his first career sack at the 1-yard line. Then, Angelo Blackson blocked UVA's punt out of the end zone for a safety and a 37-24 lead with 1:57 remaining in the third. It's the first time Auburn had blocked two punts in the same game since 2003 vs. Louisiana-Monroe.

Quan Bray took the ensuing kickoff and returned it 57 yards to the Virginia 15. Parkey nailed a 45-yard field goal after a personal foul and false start penalty to make it 40-24 with 47 seconds to go in the third.

Parkey drilled his second field goal of the game, a 37-yarder, to give Auburn a 43-24 lead with 8:09 remaining.

Virginia	7	10	7	0	—	24
Auburn	7	21	12	3	—	43

VA - Burd 27 yd pass from Rocco (Randolph kick), 8:05, 1st
 AU - Frazier 3 yd run (Parkey kick), 4:02, 1st
 VA - Burd 6 yd pass from Rocco (Randolph kick), 12:59, 2nd
 AU - McCalebb 3 yd run (Parkey kick), 10:33, 2nd
 AU - Frazier 1 yd run (Parkey kick), 8:44, 2nd
 AU - McCalebb 25 yd pass from Trotter (Parkey kick), 0:59, 2nd
 VA - Randolph 24 yd field goal, 0:00, 2nd
 AU - Mason 22 yd run (Parkey kick), 11:09, 3rd
 VA - Parks 1 yd run (Randolph kick), 6:20, 3rd
 AU - TEAM Safety, 1:57, 3rd
 AU - Parkey 45 yd field goal, 0:47, 3rd
 AU - Parkey 37 yd field goal, 8:09, 4th

	VA	AU
First Downs	25	22
Rushing Att.-Yards	30-123	44-273
Passing Yards	312	181
Passing (C-A-I)	26-41-1	12-23-0
Total Offense	435	454
Punts-Avg.	1-39.0	3-49.0
Fumbles/Lost	1/1	2/0
Penalty-Yards	3-35	6-65
3rd Down Conv.	8-of-13	4-of-11
Time of Possession	28:40	31:20

RUSHING: (VA) - Parks 11-48 (TD); Richardson 6-33; Jones 8-32; Jennings 1-5; Millen 1-5; Hodges 1-3; Rocco 2-minus 3. **(AU)** - McCalebb 10-109 (TD); Mason 9-64 (TD); Frazier 16-55 (2TD); Trotter 5-32; Bray 1-16; Moseley 1-minus 1; TEAM 2-minus 2.

PASSING: (VA) - Rocco 26-41-1-312 (2TD). **(AU)** - Trotter 11-18-0-175 (TD); Moseley 1-4-0-6; Bray 0-1-0-0.

RECEIVING: (VA) - Jones 7-90; Burd 6-103 (2TD); Jennings 4-35; Keys 2-24; Millen 2-23; Phillips 2-7; Terrell 1-29; Snyder 1-5; Parks 1-minus 4. **(AU)** - Blake 6-108; Bray 3-12; McCalebb 2-53 (TD); Wisner 1-8.

Attendance: 72,919

2014 BCS National Championship



Auburn 31
Florida State 34

January 6, 2014
Rose Bowl
Pasadena, California

Auburn came with a blink of an eye of winning its second national championship in the last four years.

FSU stole a page out of Auburn's playbook for the dramatic finish when Kermit Whitfield returned a kickoff 100 yards with 4:31 for a brief lead, and then Jameis Winston threw a 2-yard touchdown pass to Kelvin Benjamin with 13 seconds remaining to send Florida State to a

34-31 victory in the BCS Championship Game on Monday night in the Rose Bowl. It prevented the biggest comeback story in college football history, though Auburn still finished with a remarkable season and a 12-2 record. The Tigers came within seconds of winning their second national title in the last four seasons.

Oh, Auburn tried to win with its usual heroics. Tre Mason broke Bo Jackson's single-season rushing record when he scored on a 37-yard run with 1:19 remaining to give Auburn a 31-27 lead. But Winston, the Heisman Trophy winner, drove the Seminoles in for the game-winner.

Auburn had beaten Georgia, Alabama, and Missouri to get this far, and won four games in the final minute, or second. But not this night. Florida State was the one with the heroics.

Auburn led 21-3, then found itself up 21-20 with 10:55 left in the game. Florida State took the lead in the fourth quarter, but Mason's TD run gave the Tigers a late lead.

Auburn found new pages in its playbook in the first half, throwing touchdown passes to Tre Mason and Melvin Ray for the first time in their careers as Marshall out-played the Heisman winner Winston in the first half.

Marshall completed passes to seven different receivers in the first half. But even with the passing, Auburn stuck with its familiar successful formula of letting Mason run. The tailback who went for 304 yards on 46 carries hit halftime Monday night with 96 yards on 18 carries.

Marshall hit the break having hit 7-of-13 passes for 113 yards and those two touchdowns. Winston was only 6-of-15 passing for 62 yards and no touchdowns, though he did set up FSU's only first-half touchdown with a nice scramble to the Auburn 3.

Auburn got two early sacks against him, then forced him to fumble to set up the Tigers' third touchdown.

Credit punter Steven Clark for setting up Auburn's first touchdown when he flipped the field when he kicked the ball dead at the Florida State 2. The Seminoles couldn't move it, and, after a Chris Davis punt return, the Tigers found themselves in great field position at the FSU 25. Six plays later, Marshall threw a 12-yard touchdown pass to Mason to make it 7-3 Auburn with 3:07 left in the first quarter.

Auburn scored on its next possession in a most surprising way when Marshall found Ray running alone down the middle of the field for a 50-yard touchdown pass and a 14-3 lead with 13:48 left in the second quarter.

Auburn kept hammering away at Winston, and, after a short run, recovered his fumble at the FSU 27. Marshall made it 21-3 when he ran around end on a 4-yard run with 5:01 left in the second quarter. Florida State got that touchdown back after successfully faking a punt, watching Winston run for 21 to the Auburn 3 and scoring on the next play on a Devonta Freeman run.

That made the halftime score 21-10.

RUSHING: (AU) - Mason 34-195 (TD); Marshall 16-45 (TD); Artis-Payne 1-1; Corey Grant 1-minus 3; Ricardo Louis 1-minus 6. **(FSU)** - Freeman 11-73 (TD); Winston 11-26; Williams 5-25; Wilder 3-21; Abram 1-3.

PASSING: (AU) - Marshall 14-27-1-217 (2 TD). **(FSU)** - Winston 20-35-0-237 (2 TD).

RECEIVING: (AU) - Coates 4-61; Bray 3-4; Louis 2-28; Uzomah 2-8; Ray 1-50 (TD); Mason 1-42 (TD); Davis 1-26. **(FSU)** - Green 9-147; Benjamin 4-54 (TD); Freeman 3-21; Shaw 2-4; Abram 1-11 (TD); Williams 1-0.

Attendance: 92,542

Auburn Bowl History

2015 Outback Bowl



Auburn 31
Wisconsin [OT] 34
 January 1, 2015
 Raymond James Stadium
 Tampa, Florida

Auburn played it to the end, and then some, but it wasn't enough to beat Wisconsin and Melvin Gordon in the Outback Bowl on Thursday.

The Badgers won 34-31 in overtime when they made a field goal on their first possession, and Auburn missed a 45-yard try when it got the ball.

Gordon rushed for 251 yards and three touchdowns, though Auburn had the lead with eight seconds left in regulation. Wisconsin tied the game a second later on a field goal, and won it in the first overtime period.

The end of the game was like the rest of the game, a see-saw affair that featured big runs and good plays.

Auburn quarterback Nick Marshall picked one good play, and then another, in two drives near the end that gave the Tigers two leads. That's when Auburn found the proper balance between the run and the pass.

The Tigers answered two Wisconsin leads with decisive drives. Cameron Artis-Payne scored on a 2-yard run with 2:55 remaining. Before that, the Tigers had taken the lead a drive that saw Artis-Payne rip off a 21-yard run, Corey Grant run for 21, too, and Marshall throw a 21-yard touchdown pass to C.J. Uzomah.

Marshall came through after that, too.

He led the Tigers to the Wisconsin 7, and, on fourth down, his pass to Sammie Coates may have been a TD had it not been for pass interference. It didn't matter. Artis-Payne scored on the next play.

Auburn finished the season with a 8-5 record. Wisconsin finished at 11-3.

The Tigers led at the half, but Gordon carried four times for 55 yards, including the final 25, on the first series of the second half to tie Auburn at 14-14.

On fourth-and-1, Gordon broke loose for a 53-yard touchdown run to give Wisconsin a 21-17 lead with 20 seconds left in the third quarter.

But Auburn mixed it up on the Badgers from there, with Artis-Payne ripping off a 21-yard run, with Corey Grant doing the same, and with Marshall throwing a 21-yard touchdown pass to Uzomah for a 24-21 lead with 11:21 left in the fourth quarter.

Auburn regained the lead on a career-long 51-yard field goal by Daniel Carlson.

Wisconsin scored on its first series on a 7-yard pass from Joel Stave to Corey Clement, but the Tigers tied the game on a 2-yard touchdown run with 2:16 left in the first quarter, and went ahead on a Marshall 66-yard TD pass to Ricardo Louis.

Those plays, and interceptions by Trovon Reed and Jermaine Whitehead, had Auburn ahead 14-7 at the half.

The first half was more of the same for Marshall, who threw for a single-game school record of 456 yards against Alabama in the previous game, then threw for 131 more in the first half against Wisconsin.

Auburn hit halftime with those 131 yards passing and 46 yards rushing.

Auburn	7	7	3	14	0	—	31
Wisconsin	7	0	14	10	3	—	34

UW - Clement 7 yd pass from Stave (Gaglianone kick), 1st, 11:10
 AU - Artis-Payne 2 yd run (Carlson kick), 1st, 2:16
 AU - Louis 66 yd pass from Marshall (Carlson kick), 2nd, 8:01
 UW - Gordon 25 yd run (Gaglianone kick), 3rd, 12:09
 AU - Carlson 51 yd field goal, 3rd, 9:32
 UW - Gordon 53 yd run (Gaglianone kick), 3rd, :20
 AU - Uzomah 20 yd pass from Marshall, 4th, 11:21
 UW - Gordon 6 yd run (Gaglianone kick), 4th, 7:58
 AU - Artis-Payne 2 yd run (Carlson kick), 4th, 2:55
 UW - Gaglianone 29 yd field goal, 4th, :07
 UW - Gaglianone 25 yd field goal, OT, 15:00

	AU	UW
First Downs	21	31
Rushing Att.-Yards	43-219	54-400
Passing Yards	216	121
Passing (C-A-I)	16-23-0	14-27-3
Total Offense	66-435	81-521
Punts-Avg.	4-45.8	3-26.3
Fumbles/Lost	0/0	0/0
Penalty-Yards	9-75	3-28
3rd Down Conv.	4-of-12	3-of-12
Time of Possession	26:56	33:04

RUSHING: (AU) - Artis-Payne 26-126 (2 TD), Louis 3-41, Grant 5-30, Marshall 7-18, Bray 1-5; (UW) - Gordon 34-251 (3 TD), Clement 15-105, Doe 2-39, Rushing 1-16.

PASSING: (AU) - Marshall 15-22-0-217 (2 TD); (UW) - Stave 14-27-3-121 (TD).

RECEIVING: (AU) - Bray 5-63, Coates 4-24, Davis 2-21, Louis 1-66 (TD), Uzomah 1-20 (TD), Artis-Payne 1-18, Ray 1-5, Marshall 1-(-1); (UW) - Erickson 4-38, Arneson 2-33, Fumagalli 2-18, Clement 2-11 (TD), Gordon 2-2, Doe 1-10, Fredrick 1-9.

Attendance: 44,023

2015 Birmingham Bowl



Auburn 31
Memphis 10
 December 30, 2015
 Legion Field
 Birmingham, Alabama

Jeremy Johnson helped Auburn close its 2015 season in fine fashion when he came off the bench to lead the Tigers to a 31-10 victory over Memphis in the Birmingham Bowl.

Johnson threw the go-ahead touchdown pass in the third quarter, ran for another score early in the fourth and brought life to what had been a hard-fought game. It was 10-10 on a rainy day before the dramatics began in front of a Birmingham Bowl-record crowd of 59,430 in venerable Legion Field.

Auburn running back Jovon Robinson was named the game's MVP after rushing for 126 yards. The Tigers' defense turned in an MVP performance, too, holding previously-potent Memphis to 205 total yards.

Johnson's play, coupled with an Auburn defense that allowed just three points and Peyton Barber crossing the 1,000-yard rushing barrier for the season, allowed the Tigers to finish the season with a 7-6 record. Memphis finished at 9-4.

Johnson, subbing for starter Sean White, threw an 11-yard touchdown pass to Jason Smith for the lead with 3:12 left in the third quarter. His 5-yard touchdown run on the first play of the fourth quarter made it 24-10.

Barber's running allowed Auburn to have at least one 1,000-yard rusher in seven straight seasons.

Auburn showed a little trickery early in the game before pounding away at Memphis in the second half.

A fake punt set up a 20-yard Daniel Carlson field goal for Auburn's first score and Kerryon Johnson scored on an 8-yard run out of the wildcat formation for a 10-0 first quarter lead. Carlson's field goal was a record-setter. It gave him 23 on the season, a single-season Auburn record. Johnson's TD run came with 1:58 left in the first quarter.

A Memphis field goal and a Reggie Ball 56-yard interception return tied things up in the second quarter. Blake Countess came through with another big play for Auburn, blocking a Jake Elliott field goal try with 5:55 left before halftime.

Auburn	10	0	7	14	0	—	31
Memphis	0	10	0	0	10	—	10

AU - Carlson 20 yd field goal, 1st, 8:35
 AU - K. Johnson 8 yd run (Carlson kick), 1st, 1:58
 UM - Elliott 53 yd field goal, 2nd, 10:03
 UM - Ball 53 yd int ret (Elliott kick), 2nd, 3:06
 AU - J. Smith 11 yd pass from J. Johnson (Carlson kick), 3rd, 3:12
 AU - J. Johnson 5 yd run (Carlson kick), 4th, 14:57
 AU - Robinson 4 yd run (Carlson kick), 4th, 12:57

	AU	UM
First Downs	23	13
Rushing Att.-Yards	56-252	31-99
Passing Yards	150	106
Passing (C-A-I)	10-16-3	16-37-1
Total Offense	72-402	68-205
Punts-Avg.	3-39.7	6-47.2
Fumbles/Lost	0/0	1/0
Penalty-Yards	3-45	6-40
3rd Down Conv.	6-13	8-19
Time of Possession	34:17	25:43

RUSHING: (AU) - Robinson 27-126; Barber 12-41; Thomas 5-29; J. Johnson 3-26 (TD); K. Johnson 6-24 (TD); Smith 1-6; Louis 1-0; White 1-0; (UM) Dorceus 11-48; Cooper 4-26; Craft 5-12; Henderson 2-10; Frazier 3-6; Lynch 5-1; Cross 1-2

PASSING: (AU) - White 8-13-2-102; J. Johnson 1-1-0-11 (TD); Phillips 1-1-0-37; Smith 0-1-1-0; (MEM) Lynch 16-27-1-106

RECEIVING: (AU) - Ray 2-50; Stevens 2-25; M. Davis 2-7; K. Johnson 1-37; Louis 1-17; Smith 1-11 (TD), Barber 1-3; (UM) Frazier 4-47; Mayhue 4-26; Jones 3-16; Miller 3-10; Henderson 1-7; Cross 1-0

Attendance: 59,430

2016 SENIOR CLASS

DEVAROE

LAWRENCE




94 DL

A photograph of Lawrence Devaroe, a defensive lineman for Auburn University, wearing a white helmet with orange and blue stripes and a dark blue jersey with the number 94. He is shown in a three-point stance on the field.

ROBERT

LEFF




70 OL

A photograph of Robert Leff, an offensive lineman for Auburn University, wearing a white helmet with orange and blue stripes and a dark blue jersey with the number 70. He is shown in a three-point stance on the field.

DAMIAN

LEWIS



30 RB

A photograph of Damian Lewis, a running back for Auburn University, wearing a white helmet with orange and blue stripes and a dark blue jersey with the number 30. He is shown in a three-point stance on the field.

T.J.

NEAL




17 LB

A photograph of T.J. Neal, a linebacker for Auburn University, wearing a white helmet with orange and blue stripes and a dark blue jersey with the number 17. He is shown in a three-point stance on the field.

KEVIN

PHILLIPS



91 P

A photograph of Kevin Phillips, a punter for Auburn University, wearing a white helmet with orange and blue stripes and a dark blue jersey with the number 91. He is shown in a punting stance on the field.

TONY

STEVENS




8 WR

A photograph of Tony Stevens, a wide receiver for Auburn University, wearing a white helmet with orange and blue stripes and a dark blue jersey with the number 8. He is shown in a three-point stance on the field.

MAURICE

SWAIN JR




90 DL

A photograph of Maurice Swain Jr, a defensive lineman for Auburn University, wearing a white helmet with orange and blue stripes and a dark blue jersey with the number 90. He is shown in a three-point stance on the field.

MARSHALL

TAYLOR




26 DB

A photograph of Marshall Taylor, a defensive back for Auburn University, wearing a white helmet with orange and blue stripes and a dark blue jersey with the number 26. He is shown in a three-point stance on the field.

JACKSON

THOMAS



56 LB

A photograph of Thomas Jackson, a linebacker for Auburn University, wearing a white helmet with orange and blue stripes and a dark blue jersey with the number 56. He is shown in a three-point stance on the field.


TAT



63 ALEX KOZAN



36 KAMRYN PETTWAY



71 BRADEN SMITH

NEVER TO YIELD