



2015 AUBURN FOOTBALL

AUBURN ATHLETICS COMMUNICATIONS: 392 SOUTH DONAHUE DRIVE || AUBURN, AL 36830 || AUBURNTIGERS.COM || @AUBURNTIGERS

2015 SCHEDULE/RESULTS

7-6, 2-6 SEC

DATE OPPONENT

Sept. 5	vs. Louisville	W, 31-24	CBS
Sept. 12	JACKSONVILLE ST.	W/OT, 27-20	SECN
Sept. 19	at #13 LSU*	L, 21-45	CBS
Sept. 26	MISSISSIPPI ST.*	L, 9-17	ESPN2
Oct. 3	SAN JOSE' ST.	W, 35-21	SECN
Oct. 15	at Kentucky*	W, 30-27	ESPN
Oct. 24	at Arkansas *	L/4OT, 46-54	SECN
Oct. 31	#19 OLE MISS *	L, 19-27	ESPN
Nov. 7	at #25 Texas A&M*	W, 26-10	SECN
Nov. 14	GEORGIA*	L, 13-20	CBS
Nov. 21	IDAHO	W, 56-34	SECN
Nov. 28	ALABAMA*	L, 13-29	CBS
Dec. 30	vs. Memphis	W, 31-10	ESPN

(Birmingham Bowl)

Home games in **CAPS** - * SEC game

Entering 2016:

STARTERS RETURNING: 18

Offense 8, Defense 6, Specialists 4

STARTERS LOST: 10

Offense 5, Defense 5, Specialists 0

LETTERMEN RETURNING: 53

Offense 23, Defense 25, Specialists 5

LETTERMEN LOST: 21

Offense 9, Defense 11, Specialists 1

SOCIAL: #WAREAGLE | #FASTPHYSICAL

» Official Twitter..... @FootballAU

AUBURN ATHLETICS COMMUNICATIONS

KIRK SAMPSON Associate AD
kirk@auburn.edu
 SHELLY POE..... Assistant AD/Primary Contact
slp0019@auburn.edu
 TAYLOR BRYAN..... Asst. Director
taylor.bryan@auburn.edu
 DAN FROELICH Assoc. Director
danf@auburn.edu

Web..... AuburnTigers.com
 Twitter..... @FootballAU
 Office Phone (334) 844-9800



2015 Season Recap

2015 FOOTBALL RECAP

» Auburn finished the 2015 campaign with a 7-6 overall record, defeating Memphis 31-10 in the Birmingham Bowl at Legion Field in Birmingham.

» Auburn had 16 seniors: Blake Countess, Devonte Danzey, Kenny Flowers, Kris Frost, Justin Garrett, Keymiya Harrell, Jonathan Jones, DaVonte Lambert, Ricardo Louis, Duncan McKinney, Cassanova McKinzy, Daniel Pond, Melvin Ray, Lawyer Tillman, Tucker Tuberville, and Jonathan Wallace. Three additional players -- Peyton Barber, Shon Coleman, Avery Young -- entered their names into the NFL Draft.

IN BOWL GAMES

» With its Birmingham Bowl win, Auburn made its 40th all-time bowl appearance and the 14th in the last 16 seasons. Auburn has a 23-15-2 record in bowl games. This was the 10th time in program history Auburn played in two bowl games in the same calendar year.

SEC NUMBERS

» In all-time SEC play, Auburn holds a 304-241-18 mark back through 1933. In SEC games played in Auburn, the Tigers are 125-56-6 all-time; away from Auburn, the Tigers are 179-185-12 overall. Auburn is 103-149-6 all-time facing ranked opponents. Auburn is 45-38-2 at home against ranked teams, 27-64-2 on the road and 31-47-2 against ranked teams on a neutral field.

ON THE RUN

» Auburn has produced a 100-yard rusher in 29 of 40 games under head coach Gus Malzahn. Seven different Tigers have rushed for 100 yards in a game under Malzahn (36 100-yard rushing performances). Auburn's record with a 100-yard rusher during the Malzahn era is 22-7.

» Auburn is among three schools with at least one 1,000-yard rusher per season from 2009-15, along with Oregon (9), Auburn (8) and Boise State (7). The Tigers' 1,000-yard rushers during that string: Ben Tate (2009), Cam Newton (2010), Michael Dyer (2010 and 2011), Tre Mason (2012 and 2013), Nick Marshall (2013), Cameron Artis-Payne (2014) and Peyton Barber (2015).

PEYTON BARBER

» With 1,017 yards rushing on 238 carries with 13 scores and five 100-yard games for the season, sophomore Peyton Barber posted the 26th 1,000-yard season in Auburn history. He was one of only

KICKOFF COVERAGE

» Kicker Daniel Carlson (first team) and offensive tackle Shon Coleman (second team) earned coaches' all-SEC recognition for 2015

» Daniel Carlson was one of three kickers nationally with four 51+-yard field goals in college football this season. His 56-yard field goal vs. Louisville was the fifth-longest in college football in 2015

» A Lou Groza Award finalist, Carlson had five 50+-yard field goals in his last 13 games, beating the total of 50-yd FG by all Auburn kickers in the previous 150 games combined, back to 2003











» Senior captain Jonathan Wallace was one of 11 FBS student-athletes named to the 2015 Allstate AFCA Good Works Team for his commitment to community service

» Johnathan Ford ranked fourth in the SEC with 118 total tackles, the most by an Auburn player in a season since Dontarrious Thomas (121 tackles) in 2001

» The Tigers were fourth nationally in kickoff returns, averaging 27.94 yards per runback

» 17 Auburn players played in the Birmingham Bowl with a bachelor's degree, four with master's degrees

» Auburn was fourth in the nation with only 18 kickoff returns allowed and third with only seven punts returned. The Tigers' total 25 combined returns allowed tied for the lead among all FBS teams and their 473 combined return yards allowed (kickoffs and punts) ranked third nationally

	vs. Louisville Sept. 5 Atlanta, Ga. W, 31-24 CBS	31-24 Chick-fil-A Kickoff win ... Ricardo Louis with receiving (33), rushing (8) TDs ... Peyton Barber career-best 115 yds rushing ... Justin Garrett 82-yd fumble return TD ... Tray Matthews 35-yd interception ... Daniel Carlson career-long 56-yd FG ... Johnathan Ford 12 tackles ... Muschamp defense with 4 sacks, 9 TFL in debut
	vs. Jacksonville St. Sept. 12 Auburn, Ala. W, 27-20 (OT) SECN	2015 home opener and debut of college football's largest video board ... Peyton Barber 125 yards rushing and game-winning TD run in OT ... Ricardo Louis 10 catches for 76 yards ... Cassanova McKinzy (13, 3 TFL), Johnathan Ford (12, INT) leading tacklers ... Melvin Ray, Roc Thomas with TD catches from Jeremy Johnson
	at LSU Sept. 19 Baton Rouge, La. L, 45-21 CBS	Auburn's SEC opener for 2015 ... Jeremy Johnson TD throws to D'haquille Williams (10 yds), Melvin Ray (9 yds) ... Johnson with a 65-yd TD run ... Kevin Phillips with four punts of 50+ yards ... double-figure tackle efforts from Kris Frost (10), Tré Williams (10), Johnathan Ford (10) ... Kerryon Johnson 129 all-purpose yards
	vs. Mississippi St. Sept. 26 Auburn, Ala. L, 17-9 ESPN2	SEC home opener ... first start for QB Sean White (20-28-1, 188 yds passing) ... nine different Auburn receivers with a reception ... Peyton Barber 137 yds rushing ... Daniel Carlson 3-4 FG ... Blake Countess team-best 9 tackles ... Carlton Davis forced fumble, Jonathan Jones recovery
	vs. San Jose' St. Oct. 3 Auburn, Ala. W, 35-21 SECN	Peyton Barber 5 rush TD (most by AU player since 2003), 147 yards rushing ... defense forced four turnovers: INT by Justin Garrett, Carlton Davis; FR by Jonathan Jones, Dontavius Russell ... long kick returns by Blake Countess (61), Johnathan Ford (58, 23) ... top tacklers Ford (14), Kris Frost (12) ... 24th straight Homecoming win
	at Kentucky Oct. 15 Lexington, Ky. W, 30-27 ESPN	Ricardo Louis with 154 yds receiving on 7 catches ... Sean White 17-27 for 255 yds passing ... rushing TD from Peyton Barber (2), Kerryon Johnson ... Johnathan Ford (14), Kris Frost (11) top tacklers ... sacks from Ford, Justin Garrett, DaVonte Lambert ... Carlton Davis INT ... Daniel Carlson 3-3 FG ... AU with 155 yds on 6 KOR
	at Arkansas Oct. 24 Fayetteville, Ark. L, 54-46 (4OT) SEC Network	Just the second 4-overtime game in Auburn history ... Sean White 254 yards passing to nine different receivers ... Peyton Barber 120 yards rushing, 4 touchdowns (3 TD in OT) ... Kris Frost interception ... top tacklers Johnathan Ford (9), Justin Garrett (8), Carlton Davis (8), Dontavius Russell (7)
	vs. Ole Miss Oct. 31 Auburn, Ala. L, 27-19 ESPN	Sean White 258 yards passing, 47-yd TD to Ricardo Louis ... Louis 137 receiving yards on 4 catches ... Daniel Carlson 4 field goals, long 52 yards ... interceptions by Blake Countess, Kris Frost ... Jovon Robinson 91 yards rushing ... Johnathan Ford (14), Carlton Davis (9), Cassanova McKinzy (9), Jonathan Jones (9) top tacklers
	at Texas A&M Nov. 7 College Station, Texas W, 26-10 SEC Network	Best total offense (443) and rushing (311) performance for Auburn of season ... Jovon Robinson 159 yds rushing, 1 TD ... Jeremy Johnson 13-17, 132 yds as starting QB ... interceptions by Blake Countess, Justin Garrett, Carlton Davis ... Johnathan Ford team leader with 10 tackles ... Daniel Carlson 4-4 on field goals
	vs. Georgia Nov. 14 Auburn, Ala. L, 20-13 CBS	Daniel Carlson 2 field goals set AU record with 14 consecutive FG made ... Jovon Robinson 93 rush yds, Peyton Barber 72 yds ... Kerryon Johnson rush TD ... Marcus Davis 8 catches ... top tacklers: Kris Frost (9), Stephen Roberts (7), Blake Countess (7), Cassanova McKinzy (7) ... sack by McKinzy ... forced fumble by Justin Garrett
	vs. Idaho Nov. 21 Auburn, Ala. W, 56-34 SEC Network	Highest scoring total of season ... rushing TDs by Jeremy Johnson (2), Jovon Robinson, Roc Thomas, Peyton Barber ... Robinson 99 yards rushing ... Johnson TD passes to Ricardo Louis (90 rec yds), Tony Stevens ... Johnathan Ford 48-yd interception TD ... Jonathan Jones INT ... Blake Countess top tackler (8)
	vs. Alabama Nov. 28 Auburn, Ala. L, 29-13 CBS	The 80th Iron Bowl ... 77-yard TD pass from Jeremy Johnson to Jason Smith longest offensive play of the season ... Jovon Robinson (51), Peyton Barber (29) leading rushers ... top tacklers were Jonathan Jones (11), Johnathan Ford (9), Tre' Williams (8), Cassanova McKinzy (8, 3 QB hurries), Justin Garrett (7), Carlton Davis (7)



STUDENT-ATHLETE EXPERIENCE: ACADEMICS

THE GRADUATES

- » Six players on the 2015 Auburn roster received bachelor's degrees before the 2015 season:
 - Shon Coleman (public administration; 5/2014)
 - Devonte Danzey (public administration; 12/2014)
 - Justin Garrett (interdisciplinary studies; 12/2014)
 - Keymiya Harrell (public administration; 12/2014)
 - Alex Kozan (finance; 5/2015)
 - Blake Countess (sport mngmt/Michigan; 5/2015)

» Five of those were working toward graduate degrees in adult education, while Kozan is pursuing an MBA. There were only nine non-seniors in college football who played this season with a bachelor's degree, two of them Auburn juniors Coleman and Kozan.

» Eleven received bachelor's degrees in December, 2015: Will Adams, Xavier Dampeer, T.J. Davis, Kenny Flowers, Kris Frost, Jonathan Jones, Duncan McKinney, Cassanova McKinzy, JaViere Mitchell, Daniel Pond and Jonathan Wallace.

SEC HONOR ROLL

» There were 31 Auburn representatives on the SEC Academic Honor Roll for the 2014 season, including current team members Peyton Barber, Alec Brown, Daniel Carlson, Shon Coleman, Aaron Garrison, Gray King, Alex Kozan, Chris Laye, Damian Lewis, Duncan McKinney, Tyler Stovall, Tucker Tuberville and Jonathan Wallace. Team members had a 3.0 GPA for the previous school year or a cumulative 3.0 GPA or higher.

ACADEMIC TOP TIGERS

» The Academic Top Tiger program recognizes Auburn student-athletes who post a 3.0 GPA or higher in either semester of a school year. The 2014-15 list recognized 42 members of the football team, including Tré Williams, Andrew Williams, Sean White, Jonathan Wallace, Tucker Tuberville, Keenan Sweeney, Tyler Stovall, Braden Smith, Josh Shockley, Dontavius Russell, Nick Ruffin, Ike Powell, Kamryn Pettway, Jonathan Parslow, Duncan McKinney, Tray Matthews, Damian Lewis, Chris Laye, Alex Kozan, Gray King, Raashed Kennion, Austin Golson, Aaron Garrison, Deshaun Davis, Daniel Carlson, Jack Bjork and Peyton Barber from the current squad.

SEC FIRST-YEAR ACADEMIC HONOR ROLL

» Auburn football had nine representatives on the 2014-15 SEC First-Year Academic Honor Roll, recognizing freshmen and transfer student-athletes with a cumulative 3.0 GPA or higher. Current team members honored included Austin Golson, Kamryn Pettway, Ike Powell, Dontavius Russell, Josh Shockley, Braden Smith, Keenan Sweeney and Tré Williams.

four FBS players to rush for at least four TDs in a game twice this season.

» Barber scored all four of Auburn's touchdowns in overtime this year. He rushed for 120 yards and four TD at Arkansas, with three TD scored in OT. He was 27th among all FBS players with 13 rushing touchdowns this season, tied for eighth all-time in a season in Auburn history.

» Barber's 11 rushing TDs vs. San José State, Kentucky and Arkansas tied Kenneth Dixon of Louisiana Tech for the most by any FBS player this season over a three-game stretch.

» Barber's five touchdown runs (three in the first half) vs. San José State were his first multiple TD game, and the most by an Auburn player in a game since Carnell Williams scored six in a 45-13 win over Mississippi State in 2003.

The last Auburn player to rush for four or more scores in a game was Tre Mason vs. Missouri in the 2013 SEC championship game. The last AU player with three rushing touchdowns in the first half was Cameron Artis-Payne vs. San José State in 2014.

» Barber was the eighth player in Auburn history (records back to 1965) to score four+ rushing TD in a single game and the fifth since 2000 (Rudi Johnson-2000; Carnell Williams-2003; Cam Newton-2010; Tre Mason-2x in 2013).

» Barber's five rushing TD vs. San José State were the second-most by an FBS player this season, tied with Keenan Reynolds of Navy (vs. East Carolina), Louisiana-Lafayette's Elijah McGuire (vs. Northwestern State), and Arkansas' Alex Collins (vs. UT Martin); and just behind Louisiana Tech's Kenneth Dixon (6 vs. North Texas).

» With his 115-yard rushing performance against Louisville, Barber became the 62nd player in Auburn history to rush for 100 yards in a game. Barber carried the ball 24 times versus Louisville; previously, he showed 10 carries for 54 yards in six games.

» Barber followed that up with 125 yards rushing vs. Jacksonville State, including the game-winning 4-yard TD run in overtime, making him the 22nd Auburn player who has rushed for 100 yards in at least two straight games. An Auburn player has posted consecutive 100-yard games 45 times in the program's history.

» Barber rushed for a then-career-best 137 yards on 27 carries against Mississippi State, and topped that with 147 yards on 28 carries with five TD the next week vs. San José State.

» Barber had 30 carries on third down and six or fewer yards to go, and got a first down on 22 of those carries (73.3%).

JOVON ROBINSON

» With 159 yards rushing on 27 carries at Texas A&M, junior Jovon Robinson became the 63rd player in Auburn history to rush for 100 yards in a game, and the seventh Auburn player of the Malzahn era. That's the best performance by an Auburn rusher this season.

» His 107 yards in the first half at Texas A&M were the most in a first half since Tre Mason had 195 vs. Missouri in the 2010 SEC championship game.

» Robinson's 1-yard TD run against the Aggies was the first of his career, the sixth Auburn player to rush for a TD this season.

» His 126 yards on 27 carries with a TD against Memphis earned him Birmingham Bowl MVP

AUBURN BY THE NUMBERS

Category	2015	Under Malzahn
Record	7-6	27-13
SEC	2-6	13-11
West	1-5	9-9
East	1-1	4-2
Non-Conf	5-0	13-2
Home	3-4	17-5
Away	2-2	7-6
Neutral	2-0	3-2
Day	5-5	13-8
Night	2-1	14-5
TV Games	7-6	26-13
ABC	0-0	0-0
CBS	1-3	5-5
ESPN	2-1	6-5
ESPN2	0-1	3-2
ESPNU	0-0	3-0
FSN	0-0	2-0
SEC Network	4-1	7-1

Scoring first	6-2	20-3
Opp scoring first	1-4	7-10
Leading at half	5-1	20-4
Trailing at half	1-4	4-8
Tied at half	1-1	3-1
Leading after 3Q	7-0	23-2
Trailing after 3Q	0-5	2-10
Tied after 3Q	0-1	2-1
Overtime Games	1-1	1-2

Scoring <20 pts	0-4	0-5
Scoring 20+ pts	7-2	27-6
Scoring 30+ pts	4-1	22-5
Scoring 40+ pts	1-1	12-2
Allowing <20 pts	2-1	11-1
Allowing 20+ pts	5-5	17-12
Allowing 30+ pts	1-2	6-9

Rushing for <100 yds	0-1	0-1
Rushing for 100+ yds	7-5	27-12
Rushing for 200+ yds	4-2	22-7
Rushing for 300+ yds	1-0	11-1
Passing for 200+ yds	2-2	12-8
Passing for 300+ yds	0-0	1-1

Totaling <300 yds	0-3	0-4
Totaling 300+ yds	7-3	27-9
Totaling 400+ yds	5-2	19-8
Totaling 500+ yds	0-0	9-2
Allowing <100 yds	0-0	0-0
Allowing <300 yds	1-1	6-1
Allowing 300+ yds	6-5	21-12

Having 100-yd rusher	5-2	22-7
Having 2 100-yd rushers	0-0	8-0
Having 100-yd receiver	1-0	9-3
Opp 100-yd rusher	4-3	9-8
Opp 100-yd receiver	3-1	10-5

No turnovers	4-1	7-2
<3 turnovers	1-4	20-7
3+ turnovers	3-1	4-5
No takeaways	0-3	3-4
<3 takeaways	4-4	19-8
3+ takeaways	3-0	8-3
30:00+ possession	2-1	11-5
<30:00 possession	5-5	16-8

LARGEST VIDEO BOARD IN COLLEGE FOOTBALL

» Jordan-Hare Stadium is now home to the nation's largest video board, which made its debut September 12 when the Tigers hosted Jacksonville State.

» The video structure is 200 feet wide and 105 feet tall, while the board itself ranges 190x57 feet and 10.830 square feet. The cost of the project is \$13.9 million.



2015 HONORS

DANIEL CARLSON

- Lou Groza Award finalist
- 2nd team All-America (Walter Camp)
- 3rd team All-America (Phil Steele)
- 1st team All-SEC (coaches, AP, Phil Steele)
- SEC Special Teams Player of Week (Louisville)
- Lou Groza Star of Week (Kentucky, Texas A&M)

SHON COLEMAN

- 2nd team All-SEC (coaches, Phil Steele)

CARLTON DAVIS

- SEC all-freshman team
- 24/7 Sports true freshman All-America

JOHNATHAN FORD

- 3rd team All-SEC (Phil Steele)
- SEC Special Teams Player of Week (San José State)

KRIS FROST

- East-West Shrine Game

JUSTIN GARRETT

- Tropic Bowl

JONATHAN JONES

- Reese's Senior Bowl

ALEX KOZAN

- CoSIDA Academic All-District

RICARDO LOUIS

- NFLPA Collegiate Bowl

IKE POWELL

- CoSIDA Academic All-District

JOVON ROBINSON

- Birmingham Bowl MVP

BRADEN SMITH

- 2nd team All-SEC (AP)
- 3rd team All-SEC (Phil Steele)

JONATHAN WALLACE

- Allstate AFCA Good Works Team
- NFF/Campbell Trophy semifinalist

honors. Robinson rushed for a team-best 93 yards on 12 carries against Georgia and a team-high 99 yards with a 13-yard TD in the first half against Idaho.

» For the season, Robinson gained 639 yards on 117 carries in eight games, an average of 5.5 yards per carry and 79.9 yards per game.

JEREMY JOHNSON

» Junior QB Jeremy Johnson, the first Auburn QB to start back-to-back season openers since Chris Todd (2008-09), has thrown at least one TD pass in eight of his nine career starts. He is 6-3 as a starter.

» His 19 career TD passes have been to 10 different receivers: Melvin Ray (3), Ricardo Louis (3), D'haquille Williams (2), Sammie Coates (2), Tony Stevens (2), Jason Smith (2), Quan Bray, Marcus Davis, Jay Prosch, Roc Thomas and C.J. Uzomah.

» Johnson topped the 1,000-yard career passing mark vs. Jacksonville State. For his career, Johnson has completed 144-235 passes for 1,911 yards with 19 TDs and 9 INTs.

SEAN WHITE

» Sean White was the first Auburn freshman QB to make his first start in an SEC game since Jeff Klein at Tennessee in 1999. Auburn has had six freshman QB starters since 2000.

» In his debut against Mississippi State, White was 20-28 passing for 188 yards with one interception. For the season, he was 83-143 (58.0) in completion percentage.

» White is the first Auburn quarterback to throw for 250 or more yards in three consecutive games since Dameyune Craig in 1997. He's the first AU freshman to ever accomplish the feat. Auburn freshmen had thrown for at least 250 yards in a game a total of five times in Auburn history prior to this season.

» White is the second freshman signalcaller to throw for at least 250 yards in multiple games in Auburn history, joining Stan White, who topped the mark four times in 1990.

» With the win at Kentucky, White was the first Auburn freshman quarterback to win an SEC road game since Jason Campbell at Vanderbilt in 2001.

White's 255 passing yards at Kentucky (17-27) were the second-most by an AU freshman in an SEC game; Stan White threw for 338 yards against Tennessee in 1990. Those 255 passing yards were sixth-most by an AU freshman QB and most since Jeff Klein (270 vs. UCF) in 1999. White topped all those marks with 258 yards passing (12-28, 1 TD, 1 INT) vs. Ole Miss.

RICARDO LOUIS

» Senior Ricardo Louis made 98 career catches for 1,338 yards and eight TD catches, along with 535 rushing yards and two rushing TD. He is 11th among Auburn career leaders in receptions (97) and 15th in yardage (1,321).

» Louis had 114 yards receiving in the first quarter at Kentucky, the most receiving yards in a quarter by an Auburn player since Sammie Coates had 142 yards receiving in the second quarter of the 2014 Iron Bowl. Louis finished with a career-high 154 yards receiving, topping his previous high of 131 vs. Georgia (2013).

Most Yards Receiving/Quarter since 2000

142 Sammie Coates (Alabama, '14, 2nd)
140 Darvin Adams (South Carolina, '10, 1st)
124 Devin Aromashodu (Georgia, '05, 4th)
114 Ricardo Louis (Kentucky, '15, 1st)

» He totalled 137 yards against Ole Miss on four receptions, with a 47-yard TD catch, his third career 100-yard receiving game.

» Louis had a 24-game reception streak (the longest at Auburn since Rod Smith went 25 consecutive games with a catch in 2007-08) broken at Texas A&M.

» Against Louisville, Louis scored on a 33-yard pass from Jeremy Johnson and also scored on an 8-yard run -- the first Auburn player to score a receiving and a rushing TD in the same game since Tre Mason against Florida State in the BCS Championship game in 2013, and the first Auburn receiver to do so since Ben Obomanu vs. Alabama in 2005.

It was Louis' first career game scoring multiple touchdowns, and the second time he caught a TD pass in consecutive games.

» Louis' career-best 10 receptions vs. Jacksonville State were the most by an AU player since Emory Blake (10) vs. Arkansas in 2012. Louis tied for the fourth-best single game in AU history, and only the eighth player at Auburn with 10 or more receptions in a game.

» He was the first Auburn receiver in program history to rush for more than 100 yards with a 102-yard effort against South Carolina in 2014.

» Louis' most famous score was the 2013 "Prayer In Jordan-Hare," where he caught a tipped pass from Nick Marshall on 4th-and-18 for a 73-yard touchdown that won the Georgia game with 0:25 remaining in the contest.

MELVIN RAY

» Senior Melvin Ray caught 33 career passes for 568 yards and four touchdowns. **In his career, 27 of his 33 catches went for either a first down or a touchdown.**

» His 10-yard TD reception from Jeremy Johnson vs. Jacksonville State tied that game with just 1:22 remaining in regulation. He had a nine-yard TD catch from Johnson at LSU.

The other two career scores were a 50-yarder from Nick Marshall in the BCS Championship in 2013 and a 49-yard strike from Johnson in the 2014 season opener against Arkansas.

FIRST DOWNS

» Auburn has had 20 or more first downs in 28 of its last 35 games. In 40 games under Gus Malzahn as head coach, Auburn has gained 20 or more first downs in a game 31 times.

In 16 of its last 35 games, Auburn has gained at least 25 first downs. In 2015, the Tigers averaged 19.8 first downs per game; under Gus Malzahn as head coach, Auburn has averaged 22.6 first downs.

AVERAGE PER DOWN

» Here's a breakdown of Auburn's offensive production per down, in terms of the plays run, yards gained and average gain:

- 1st:** 362 att, 2,094 yds, 5.8 avg
- 2nd:** 305 att, 1,691 yds, 5.6 avg
- 3rd:** 177 att, 942 yds, 5.3 avg
- 4th:** 15 att, 102 yds, 6.8 avg

» Auburn's offensive TDs came 10 times on first down (5 rush, 5 pass); 11 times on second down (9 rush, 2 pass); and seven times on third down (5 rush, 2 pass).

WHEN SCORING 20+ AND 30+

» Since 2001, Auburn is 115-21 (.846) when scoring 20 or more points in a game. Dating back to 1993, Auburn is 171-29-1 (.853) when scoring 20 or more points. All-time, Auburn is now 317-9 (.972) when scoring 30 points.

ON DEFENSE

» Auburn held Georgia to 243 yards, the fewest yards for an Auburn opponent since the Tigers held Samford to 238 yards last season, and the fewest allowed by Auburn in an SEC game since the Tigers held Florida to 194 yards in 2011.

» The 10 points allowed by the Auburn defense vs. Texas A&M were the fewest against a ranked SEC opponent on the road since 2004 at No. 10 Tennessee (10 points), and the fewest in a SEC road game by the Tigers since allowing just two points at Mississippi State in 2008.

TOP TACKLERS

» Five players have more than 100 career tackles at Auburn: Cassanova McKinzy (263), Kris Frost (247), Johnathan Ford (216), Jonathan Jones (129) and Montravius Adams (107).

» Ford had seven double-digit tackle games this season and ranked fourth in the SEC with 118 total tackles, the most for a season at Auburn since Dontarrious Thomas (122) in 2001.

Since 2001, only three other Auburn defenders have recorded more than 100 tackles in a season: Daren Bates (104 in 2011), Josh Bynes (104 in 2009) and Neiko Thorpe (102 in 2011).

» Ford's 14 tackles vs. San José State, Kentucky and Ole Miss were a career high, the most by an Auburn player since Kris Frost tallied 14 tackles vs. South Carolina in 2014.

Ford led Auburn with 12 tackles in the win over Louisville and added 12 more stops against Jacksonville State and 10 at LSU.

The last Auburn player with 10+ tackles in three straight games was Demetruce McNeal in 2012 at Vanderbilt (12), vs. Texas A&M (10) and vs. New Mexico State (10).

SEC STANDINGS

WEST STANDINGS

	SEC	Pct.	Overall	Pct.
Alabama	7-1	.875	11-1	.917
Ole Miss	6-2	.750	9-3	.750
Arkansas	5-3	.625	7-5	.583
LSU	5-3	.625	8-3	.727
Texas A&M	4-4	.500	8-4	.667
Mississippi State	4-4	.500	8-4	.667
Auburn	2-6	.250	6-6	.500

EAST STANDINGS

	SEC	Pct.	Overall	Pct.
Florida	7-1	.875	10-2	.833
Tennessee	5-3	.625	8-4	.667
Georgia	5-3	.625	9-3	.750
Vanderbilt	2-6	.250	4-8	.333
Kentucky	2-6	.250	5-7	.417
Missouri	1-7	.125	5-7	.417
South Carolina	1-7	.125	3-9	.250

SEC Championship

Alabama 29, Florida 15

SEC Bowl Matchups

Auburn 31, Memphis 10 (Birmingham)
 Alabama 38, Michigan State 0 (CFP/Dallas)
 Ole Miss 48, Oklahoma State 20 (Sugar)
 Arkansas 45, Kansas State 23 (Liberty)
 LSU 56, Texas Tech 27 (Texas)
 Tennessee 45, Northwestern 6 (Outback)
 Georgia 24, Penn State 17 (TaxSlayer)
 Mississippi St. 51, North Carolina St. 28 (Belk)
 Michigan 41, Florida 7 (Citrus)
 Louisville 27, Texas A&M 21 (Music City)
 Alabama 45, Clemson 40 (CFB Championship)

STUDENT-ATHLETE EXPERIENCE: WELLNESS KITCHEN

» Auburn's Wellness Kitchen offers all-you-care-to-eat dining, featuring various action stations, a pizza oven, a carving station, a hot line with fresh meats and vegetables, a salad bar and a smoothie station.



2016 SCHEDULE

Sept. 3	CLEMSON
Sept. 10	ARKANSAS STATE
Sept. 17	TEXAS A&M
Sept. 24	LSU
Oct. 1	ULM
Oct. 8	at Mississippi State
Oct. 22	ARKANSAS
Oct. 29	at Ole Miss
Nov. 5	VANDERBILT
Nov. 12	at Georgia
Nov. 19	ALABAMA A&M
Nov. 26	at Alabama

2016 A-Day is Saturday, April 9

TIGERS IN THE NFL

Name	Pos.	Team
Cameron Artis-Payne	RB	Carolina Panthers
Daren Bates	LB	St. Louis Rams
Angelo Blackson	DL	Tennessee Titans
Quan Bray	WR	Indianapolis Colts
Josh Bynes	LB	Detroit Lions
Sammie Coates	WR	Pittsburgh Steelers
Karlos Dansby	LB	Cleveland Browns
Chris Davis	DB	San Francisco 49ers
King Dunlap	OL	San Diego Chargers
Nick Fairley	DT	St. Louis Rams
Dee Ford	DE	Kansas City Chiefs
Corey Grant (IR)	RB	Jacksonville Jaguars
Tyronne Green (IR)	OL	Carolina Panthers
Ben Grubbs	OL	Kansas City Chiefs
Josh Harris	LS	Atlanta Falcons
Brandon King	DB	New England Patriots
Corey Lemonier	LB	San Francisco 49ers
Sen'Derrick Marks (IR)	DT	Jacksonville Jaguars
Nick Marshall	DB	Jacksonville Jaguars
Tre Mason	RB	St. Louis Rams
Cam Newton	QB	Carolina Panthers
Cody Parkey (IR)	K	Philadelphia Eagles
Jeraud Powers	DB	Arizona Cardinals
Jay Prosch	FB	Houston Texans
Greg Robinson	OL	St. Louis Rams
Pat Sims	DT	Cincinnati Bengals
Chad Slade (IR)	OL	Houston Texans
Robenson Therezie	DB	Atlanta Falcons
Neiko Thorpe	DB	Oakland Raiders
C.J. Uzomah	TE	Cincinnati Bengals
Jermaine Whitehead	DB	Baltimore Ravens
Gabe Wright	DL	Detroit Lions

» **Auburn had 14 rookies on NFL active and practice rosters, the most of any FBS team**

» Auburn had 31 players on NFL active rosters and injured reserve at the end of the 2016 regular season, representing 19 different NFL teams

» Two other former Tigers were on NFL practice squads: Reese Dismukes (Carolina) and Trovon Reed (Seattle)

» Auburn had 43 players in NFL preseason camps in 2015, representing 22 different NFL teams

» Auburn has had 29 players taken in the first round and four No. 1 overall draft picks: Cam Newton (Carolina, '11), Aundray Bruce (Atlanta, '88), Bo Jackson (Tampa, '86) & Tucker Frederickson (NY Giants, '65)

» At least one former Tiger has been selected to 17 of the last 18 Pro Bowls. Auburn has had at least one former player in nine of the last 12 Super Bowls

» Frost had his third double digit-tackle game of the season (sixth career) at Kentucky with 11 stops. It marked the fourth time this season Auburn had multiple players record double-digit tackles.

» Three Auburn players recorded 10 tackles each in the LSU game: Frost, Ford and Tré Williams (career high). The last time three Auburn defenders had 10+ tackles in a game was against ULM in 2012: Daren Bates (14), Demetruce McNeal (11), Jake Holland (10).

» Linebacker Cassanova McKinzy led Auburn with 13 tackles against Jacksonville State, his sixth career double-figure game, and sacked JSU's QB Eli Jenkins for a 16-yard loss on 3rd-and-goal in overtime.

McKinzy had a team-high 5.0 sacks (-45 yards) for Auburn this season. Montravius Adams had 2.5 sacks (-21 yards) for the season.

» True freshman Carlton Davis led all Auburn tacklers with a career-best 11 stops in the Birmingham Bowl against Memphis.

INTERCEPTORS

» Johnathan Ford's 48-yard interception return for a touchdown against Idaho was his second interception of the season and fifth pick of his career. It was his first interception score and second career score at Auburn. The Tigers' last interception return for a touchdown was Jermaine Whitehead vs. Arkansas in the 2014 season opener.

» Jonathan Jones' 29-yard interception against Idaho was his first of the season and the seventh of his career; he had six during his junior season.

» The Tigers intercepted at least one pass in nine of 13 games. Auburn intercepted a pass in five consecutive games prior to the Georgia contest. Seven different Auburn players had at least one interception this season.

» Auburn recorded multiple interceptions in four games this season: San José State, Ole Miss, Texas A&M, Idaho.

» Pickoffs by Blake Countess, Justin Garrett and Carlton Davis at Texas A&M marked Auburn's most interceptions in a game since last year's Outback Bowl vs. Wisconsin (3).

» Tray Matthews opened the Louisville game with a 35-yard interception return on the first play from scrimmage. It was the first INT on an opening drive by Auburn since the 2013 Arkansas game.

» Ford recorded an interception in the Jacksonville State game, the fourth pick of

his career. Kris Frost recorded his second career interception at Arkansas. Justin Garrett and Carlton Davis recorded their first career interceptions against San José State. Blake Countess and Kris Frost had picks vs. Ole Miss.

» True freshman Carlton Davis recorded the second interception of his career when he picked off Kentucky quarterback Patrick Towles in the end zone in Auburn's 30-27 win in Lexington.

Davis, the first Auburn freshman to record multiple interceptions since T'Sharvan Bell had three picks as a redshirt frosh in 2009, and the first freshman to record an INT in consecutive games since Will Herring in 2003, was one of just 12 freshmen nationally to record three or more interceptions this season, and the only SEC freshman to do so. He earned SEC all-freshman honors, the first Auburn DB to do so since Daren Bates (2009).

» The Auburn defense has 49 interceptions in 40 games (1.23/gm) since the beginning of the 2013 season.

CAREER INT ON CURRENT SQUAD:

- 8: Blake Countess**
 - 7: Jonathan Jones
 - 5: Johnathan Ford
 - 3: Kris Frost, Carlton Davis, Tray Matthews#
 - 2: Cassanova McKinzy, Justin Garrett
 - 1: Joshua Holsey, Montravius Adams
- **six at Michigan #one at Georgia

LOU GROZA FINALIST DANIEL CARLSON

» Sophomore Daniel Carlson's 56-yard field goal vs. Louisville, a Chick-fil-A Kickoff Game record, **was the fifth-longest kick in college football this season.** It was a career long; his previous was 51 yards vs. Wisconsin in 2014.

The 56-yarder was the longest by an Auburn kicker since 2003 (57 yds, Philip Yost vs. Western Kentucky) and tied John Riley (at Tennessee, 1969) for the third-longest FG in Auburn history.

» Carlson's first team all-SEC selection marked the third straight year Auburn had at least one first-teamer. Carlson is the first all-SEC Auburn kicker since Kody Bliss (2005-06).

» "Legatron" was one of only three kickers nationally this season to make four field goals of 51+ yards. Carlson's four 50+ yard FG in a season break the AU single season record of three set by John Riley in 1969. He has tied the Auburn career record for 50+ yard FG with five, shared with Neil O'Donoghue (1975-76).

» The Lou Groza Award finalist made an Auburn record 23 field goals this season:

- 23 **Daniel Carlson** (2015)
- 22 **Scott Etheridge** (1992)
- 20 **John Vaughn** (2006)

» Against Texas A&M, Carlson was 4-4 on FG, the sixth time in his career he made at least three field goals in a game.

» Carlson made 16 consecutive field goals, an Auburn record, breaking the mark set in 1997:

- 16 **Daniel Carlson** (2015)
- 12 **Jaret Holmes** (1997)
- 11 **Damon Duval** (2000)
- 10 **Gardner Jett** (1970-71)

» Carlson has scored 220 points (41-51 FG, 97-97 PAT) during his two-year career, seventh all-time among Auburn kickers. He's just the ninth Auburn player ever to score more than 100 points in a season.

» Carlson is sixth in Auburn career field goals made (41), and is just one of four Auburn kickers all-time to make 15+ FG in multiple seasons:

- Wes Byrum** (2007, 2009, 2010)
- Daniel Carlson** (2014, 2015)
- Jim Von Wyl** (1990, 1991)
- Win Lyle** (1987, 1989)

» Carlson is 5-6 on career FG of at least 50 yards, making a 51-yarder in the Outback Bowl, a 56-yarder (one yard short of the Auburn record) in the opener vs. Louisville, a 51-yarder vs. Mississippi State and a 52-yarder at Kentucky and against Ole Miss.

He's the just the third AU kicker with 50+-yd FGs in back-to-back games, along with John Riley (1969; Tennessee/56, Kentucky/54) and John Vaughn (Washington State/52, Miss State/55). In 1987, Win Lyle had FGs of 55 and 52 yards in a game vs. Tennessee.

» Carlson has made 97 consecutive PAT kicks, the fourth longest such string in Auburn history. He is seventh in career PAT made at Auburn.

Auburn's All-Time Consecutive PAT Streaks

- 1. Damon Duval (1999-2002) 125
- 2. Wes Byrum (2008-10) 111
- 3. John Vaughn (2004-06) 110
- 4. **Daniel Carlson (2014-present) 97**
- 5. Cody Parkey (2011-13) 89

In 2014, Carlson was 57-57 on PAT attempts -- third among Auburn single-season leaders for FG made and the best 100% season in AU history. Carlson was second in Auburn single-season kick scoring with 111 points, tied with Cody Parkey (2013) and his 18 made field goals were third best in a season at Auburn.

» This season, 49 of Carlson's 69 kickoffs were touchbacks, the fifth best percentage (71.01%) nationally. For his career, 99 of 150 kickoffs (66.0%) have been touchbacks.

PUNTER KEVIN PHILLIPS

» Junior college transfer Kevin Phillips had a solid debut. Averaging 41.0 yards per kick, 17 of Phillips' 55 punts landed inside the 20 and 10 were longer than 50 yards. He had only seven punts returned.

» Phillips' 50.0 yd/punt average at LSU (6/300) was the best for an Auburn punter since Daniel Carlson averaged 53.3 yds/punt (3/160) against Arkansas in the 2014 season opener.

» Phillips' 56-yard punt at LSU was a career long, and the longest Auburn punt since the 2014 season opener vs. Arkansas, when Daniel Carlson had a 62-yarder.

» With four 50+ yard punts at LSU, Phillips had the most 50-yd punts in a game for Auburn since a school record five 50+ yard punts by Skip Johnston vs. Florida (53.2 avg) in 1978.

NCAA RANKINGS

» **Team rankings:**

- Kick Returns: 4th (27.94)
- Red Zone Offense: 13th (.902)
- Red Zone Defense: 15th (.755)
- Punt Returns: 28th (11.93)
- Pass Eff Defense: 31st (116.99)
- Interceptions: 33rd (14)
- Rush Offense: 35th (196.4)
- TO Margin: 51st (+0.15)
- Net Punting: 54th (37.58)
- Scoring Defense: 54th (26.0)
- Total Defense: 71st (405.2)
- Pass Defense: 63rd (222.5)
- Scoring Offense: 75th (27.5)
- Pass Eff Offense: 79th (124.47)
- Rush Defense: 81st (182.7)
- Total Offense: 94th (370.0)
- Pass Offense: 110th (173.6)

» **Individual rankings:**

- 8th: Daniel Carlson FG/Gm (1.77)
- 14th: Daniel Carlson FG% (.852)
- 26th: Jonathan Jones Fumble Recovered (2)
- 27th: Peyton Barber Rush TD (13)

ON SPECIAL TEAMS

» The Tigers were fourth in the nation in kickoff returns, averaging 27.94 yards per runback. The long return of the season was 61 yards by Blake Countess vs. San José State.

» Auburn's 297 kickoff returns yards (142 vs. San Jose State and 155 at Kentucky) were the most kickoff return yards for the Tigers in a two-game span since 436 return yards in the first two games of 2011 (257 vs. Utah State; 179 vs. Mississippi State).

CAREER PARTICIPATION

No.	Name	GP/GS
1	Montravius Adams, DL	39/23
74	Will Adams, OL	39/0
48	Montavius Atkinson, DB	10/0
25	Peyton Barber, RB	19/9
93	Alec Brown, DL	1/0
65	Tucker Brown, OL	1/0
38	Daniel Carlson, K	26/-
72	Shon Coleman, OL	32/25
24	Blake Countess, DB	51/43* (13/13)
9	Byron Cowart, DL	13/0
27	Chandler Cox, FB	13/10
52	Xavier Dampier, OL	6/0
53	Devonte Danzey, OL	29/11
18	Carlton Davis, DB	13/9
57	Dashaun Davis, LB	12/0
80	Marcus Davis, WR	40/11
83	Ryan Davis, WR	8/0
28	T.J. Davis, DB	25/0
76	Jordan Diamond, OL	7/0
20	Jeremiah Dinson, DB	9/1
33	Kenny Flowers, LB	37/0
23	Johnathan Ford, DB	40/24
17	Kris Frost, LB	50/23
26	Justin Garrett, LB	43/15
96	Aaron Garrison, DL	9/0
73	Austin Golson, OL	21/10* (11/10)
45	Kemiya Harrell, DL	6/0
85	Jalen Harris, TE	12/0
33	Will Hastings, K	2/-
4	Jeff Holland, LB	13/0
15	Joshua Holsey, DB	32/20
22	Tim Irvin, DB	10/1
6	Jeremy Johnson, QB	25/9
21	Kerryon Johnson, RB	13/1
3	Jonathan Jones, DB	46/29
59	Raashed Kennion, DL	13/2
87	Gray King, WR	25/0
63	Alex Kozan, OL	27/27
6	DaVonte Lambert, DL	23/20
94	Devaroe Lawrence, DL	17/0
55	Carl Lawson, DL	21/7
46	Chris Laye, TE	3/0
70	Robert Leff, OL	40/2
5	Ricardo Louis, WR	50/20
28	Tray Matthews, DB	18/13* (10/7)
8	Cassanova McKinzy, LB	47/38
16	JaViere Mitchell, LB	39/1
75	Deon Mix, OL	3/0
36	Kamryn Pettway, FB	12/2
91	Kevin Phillips, P	13/-
40	Daniel Pond, LB	1/0
69	Ike Powell, LS	17/-
42	Gimel President, DE	25/10
82	Melvin Ray, WR	48/20
37	Logan Rice, WR	1/0
14	Stephen Roberts, DB	25/4
29	Jovon Robinson, RB	8/1
19	Nick Ruffin, DB	22/2
95	Dontavius Russell, DL	13/10
36	Michael Sherwood, DB	2/0
58	Josh Shockley, LB	3/0
71	Braden Smith, OL	26/14
4	Jason Smith, WR	13/1
8	Tony Stevens, WR	28/2
29	Tyler Stovall, H	26/-
90	Maurice Swain, DL	13/1
9	Roc Thomas, RB	24/5
92	Justin Thomas-Thornton, DL	1/0
48	Lawyer Tillman, RB	1/0
47	Cameron Toney, LB	3/1
10	Stanton Truitt, WR	8/2
16	Tucker Tuberville, QB	1/0
12	Jonathan Wallace, WR	34/5
13	Sean White, QB	7/6
79	Andrew Williams, DL	13/0
49	Darrell Williams, LB	9/0
30	Tre' Williams, LB	25/5
56	Avery Young, OL	37/36

*includes previous school

SEC LEGEND

TAKEO SPIKES
Linebacker
1995-97



» A three-year letterman from 1995-97, Takeo Spikes was Auburn's leader in tackles and solo stops in 1996 and 1997, earning All-America honors as a junior in 1997. As a junior he recorded 136 tackles, including nine for loss, and two interceptions while helping Auburn to its first SEC Championship game appearance and an SEC Western Division title. Spikes finished his Auburn career 10th in tackles and fourth in solo tackles.

» A two-time first-team All-SEC pick, Spikes was selected in the first round of the 1998 NFL Draft by the Cincinnati Bengals. The Sandersville, Ga., native played with five teams over his 15-year NFL career and was a Pro Bowler and All-Pro selection in 2003 and 2004.

» The 14 members of the 2015 Football Legends Class were honored at the 2015 SEC Football "Weekend of Champions" in Atlanta.

» Auburn is tied for the longest string of games without having a punt blocked. The Tigers' last blocked punt attempt was vs. Mississippi State in 2009, a string of 90 games.

Current streak/games without a blocked punt:

School	Year Since	Games
Hawai'i	2008	90
Auburn	2009	90

» Auburn kickers have converted 124 consecutive PAT attempts back to the 2013 Tennessee game. Daniel Carlson has 97 consecutive made PAT in his career.

FIRST-TIME TIGERS

» There were 13 first-time starters on defense and 24 first-time starters overall for Auburn this season.

First-time starters for Auburn vs. Louisville: Blake Countess, Chandler Cox, Austin Golson, Tim Irvin, Carl Lawson, Tray Matthews, Dontavious Russell;

vs. Jacksonville State: Peyton Barber, Nick Ruffin, Raashed Kennion; at LSU: Maurice Swain, Cameron Toney;

vs. Mississippi State: Carlton Davis, Jeremiah Dinson, Kamryn Pettway, Stanton Truitt, Sean White; vs. San José State: Kerryon Johnson, JaViere Mitchell; vs. Ole Miss: Robert Leff, Jovon Robinson; at Texas A&M: Tony Stevens; vs. Georgia: Stephen Roberts; vs. Alabama: Jason Smith

» Twelve true freshmen made their Auburn debut, nine vs. Louisville: Montavious Atkinson, Byron Cowart, Chandler Cox, Carlton Davis, Jeremiah Dinson, Jeff Holland, Tim Irvin, Kerryon Johnson and Darrell Williams. Cox and Irvin were the first AU true freshmen to start a season opener since Reese Dismukes in 2011; the last Auburn true frosh to start on defense was Daren Bates in 2009.

Jalen Harris saw his first action vs. Jacksonville State and Will Hastings made his college debut at LSU. Ryan Davis saw his first action at Kentucky.

» Redshirt freshmen seeing their first action include Deshaun Davis, Kamryn Pettway, Dontavious Russell, Josh Shockley, Sean White, Andrew Williams and Chris Laye.

Twelve other players appeared in the Orange and Blue for the first time: Tucker Brown, Blake Countess, Austin Golson, Tray Matthews, Kevin Phillips, Daniel Pond, Logan Rice, Jovon Robinson, Jason Smith, Maurice Swain, Lawyer Tillman and Tucker Tuberville.

MORE TIGER STRIPES...

» Auburn was +7 in turnovers (15/8) in its last nine games after posting a -5 turnover margin (9/4) in its first four games. Auburn scored 75 points off turnovers this season.

» The Tigers were one of seven teams with at least 20 different starters this season on both sides of the ball, along with Colorado, Nebraska, Ole Miss, Oregon State, Rice and UCF. Auburn had 22 different starters on offense and 22 on defense.

» The Tigers have a 29-game home non-conference winning streak. Auburn's last home non-conference loss was a 26-23 OT defeat to South Florida in 2007.

Auburn has won 14 consecutive regular season games against non-conference competition since a 26-19 loss to No. 14 Clemson in the 2012 season opener. Auburn's all-time regular season record in non-conference play since SEC action began in 1933 is 241-67-6.

Auburn finished 4-0 in its regular season non-conference schedule, the 28th time since joining the SEC in 1933 the Tigers did not lose a game in non-conference regular season action.

STUDENT-ATHLETE EXPERIENCE: COMMUNITY SERVICE

» Football captain Jonathan Wallace was honored by the 2015 Allstate AFCA Good Works team for his commitment to community service, including student teaching, FCA and many youth-centered projects



» The Tigers have 741 total victories, 13th among the all-time winningest FBS football programs. The 23 FBS teams with 700+ all-time wins: Michigan, Texas, Nebraska, Notre Dame, Penn State, Ohio State, Oklahoma, Alabama, Tennessee, Southern Cal, Georgia, LSU, Auburn, West Virginia, Syracuse, Virginia Tech, Texas A&M, Georgia Tech, Pitt, Washington, Florida, Arkansas and Clemson.

» Auburn's 56 points scored vs. Idaho were the most by the Tigers since the 2014 San José State win (59). It was the fifth time during the Malzahn era that Auburn scored 50+ points.

» Auburn has played in front of 26 consecutive regular-season sellout crowds, including 16 consecutive sell-outs at Jordan-Hare Stadium; the last regular season non-sellout was in 2013 at Tennessee.

ALPHABETICAL ROSTER

NO.	NAME	POS.	HT.	WT.	YR.	HOMETOWN	NO.	NAME	POS.	HT.	WT.	YR.	HOMETOWN
1	Montravius Adams	DL	6-4	296	Jr.	Vienna, GA	6	DaVonte Lambert	DL	6-2	282	Sr.	Keyville, GA
74	Will Adams	OL	6-7	303	Jr.	Tyrone, GA	94	Devaroe Lawrence	DL	6-2	281	Jr.	Greenville, SC
48	Montavious Atkinson	DB	6-1	183	Fr.	Fairburn, GA	55	Carl Lawson	DL	6-2	257	So.	Alpharetta, GA
25	Peyton Barber	RB	5-11	225	So.	Alpharetta, GA	46	Chris Laye	TE	6-4	250	RFr.	Cumming, GA
49	Jack Bjork	P	6-1	200	So.	Dallas, TX	70	Robert Leff	OL	6-6	288	Jr.	Fairhope, AL
11	Markell Boston	DB	6-0	200	RFr.	Newnan, GA	44	Raymond Lester	DB	5-11	156	Fr.	Marietta, GA
32	Alec Brown	DL	6-2	210	So.	Trussville, AL	30	Damian Lewis	RB	5-9	208	Jr.	Wetumpka, AL
65	Tucker Brown	OL	6-3	265	RFr.	Trussville, AL	5	Ricardo Louis	WR	6-2	215	Sr.	Miami, FL
38	Daniel Carlson	K	6-4	213	So.	Colorado Springs, CO	28	Tray Matthews	DB	6-1	213	So.	Newnan, GA
45	Emory Carney	TE	6-4	217	Fr.	Augusta, GA	51	Richard McBryde	LB	6-1	227	Fr.	Troy, AL
67	Tyler Carr	OL	6-5	313	Fr.	Southside, AL	31	Duncan McKinney	K	5-11	180	Sr.	Florence, AL
93	Tyler Carter	DL	6-1	243	RFr.	Decatur, AL	8	Cassanova McKinzy	LB	6-3	253	Sr.	Birmingham, AL
43	Cedric Chambers	RB	5-7	190	RFr.	Valley, AL	61	Ryan Meneely	OL	6-1	310	Fr.	McDonough, GA
32	Clay Coburn	WR	6-1	209	So.	Auburn, AL	16	JaViere Mitchell	OLB	6-2	215	Jr.	Leeds, AL
41	Jordan Colbert	DB	6-1	226	Fr.	Griffin, GA	75	Deon Mix	OL	6-4	301	So.	Batesville, MS
72	Shon Coleman	OL	6-6	313	Jr.	Memphis, TN	39	Robert Muschamp	FB	6-1	236	Fr.	Rome, GA
24	Blake Countess	DB	5-10	185	Sr.	Owings Mills, MD	51	Jonathan Parslow	LS	6-1	204	So.	Daphne, AL
9	Byron Cowart	DE	6-3	277	Fr.	Seffner, FL	36	Kamryn Pettway	FB	6-0	242	RFr.	Montgomery, AL
27	Chandler Cox	FB	6-1	232	Fr.	Apopka, FL	91	Kevin Phillips	P	6-0	185	Jr.	Greenwood, MS
38	Tyler Crumpton	WR	6-2	171	Fr.	Bear Creek, AL	40	Daniel Pond	LB	6-1	202	Sr.	Spanish Fort, AL
52	Xavier Dampier	OL	6-2	305	Sr.	Mendenhall, MS	69	Ike Powell	LS	6-3	244	So.	Tifton, GA
53	Devonte Danzey	OL	6-2	305	Sr.	Tampa, FL	42	Gimel President	DL	6-4	263	Jr.	Mt. Pleasant, SC
18	Carlton Davis	DB	6-1	190	Fr.	Miami, FL	15	Tyler Queen	QB	6-1	241	Fr.	Kennesaw, GA
57	Deshawn Davis	LB	5-11	236	RFr.	Prichard, AL	82	Melvin Ray	WR	6-3	215	Sr.	Tallahassee, FL
31	Javaris Davis	DB	5-10	180	Fr.	Jacksonville, FL	37	Logan Rice	WR	6-0	208	RFr.	Rome, GA
80	Marcus Davis	WR	5-9	180	Jr.	Boynton Beach, FL	50	Chase Ritter	LB	5-10	189	So.	Wetumpka, AL
83	Ryan Davis	WR	5-9	164	Fr.	St. Petersburg, FL	14	Stephen Roberts	DB	5-11	187	So.	Opelika, AL
13	T.J. Davis	DB	6-0	200	Jr.	Tallahassee, FL	29	Jovon Robinson	RB	6-0	230	Jr.	Memphis, TN
12	Jamel Dean	DB	6-2	205	Fr.	Cocoa, FL	19	Nick Ruffin	DB	6-0	191	So.	Duluth, GA
76	Jordan Diamond	OL	6-4	304	Jr.	Chicago, IL	95	Dontavius Russell	DL	6-3	295	RFr.	Carrollton, GA
20	Jeremiah Dinson	DB	5-11	172	Fr.	Miami, FL	47	Chase Schaum	WR	5-10	187	RFr.	Tallahassee, FL
25	Austin Dupper	DB	5-9	179	Jr.	Decatur, AL	43	Ian Shannon	K/P	6-3	209	Fr.	Marietta, GA
33	Kenny Flowers	LB	6-1	234	Sr.	Lilburn, GA	66	Bailey Sharp	OL	6-5	293	Fr.	Marietta, GA
23	Johnathan Ford	DB	6-0	203	Jr.	Big Cove, AL	36	Michael Sherwood	DB	5-9	168	So.	Riverdale, GA
17	Kris Frost	LB	6-2	240	Sr.	Matthews, NC	58	Josh Shockley	LB	5-10	215	RFr.	McDonough, GA
26	Justin Garrett	LB	6-1	228	Sr.	Stone Mountain, GA	81	Darius Slayton	WR	6-2	182	Fr.	Norcross, GA
96	Aaron Garrison	DL	6-2	278	So.	Ozark, AL	71	Braden Smith	OL	6-6	286	So.	Olathe, KS
73	Austin Golson	OL	6-5	304	So.	Prattville, AL	4	Jason Smith	WR	6-1	180	So.	Mobile, AL
40	Eugene Govan	RB	5-7	185	Fr.	Grovetown, GA	60	Blake Snow	OL	6-5	275	Fr.	Birmingham, AL
41	Greg Hall	TE	6-3	248	Jr.	Athens, GA	8	Tony Stevens	WR	6-4	205	Jr.	Orlando, FL
45	Keymiya Harrell	DL	6-4	270	Sr.	Selma, AL	29	Tyler Stovall	H	6-1	207	So.	Hokes Bluff, AL
77	Marquel Harrell	OL	6-3	325	Fr.	Fairburn, GA	90	Maurice Swain	DL	6-5	295	Jr.	LaGrange, GA
85	Jalen Harris	TE	6-4	250	Fr.	Montgomery, AL	42	Keenan Sweeney	FB	6-0	238	RFr.	Snellville, GA
33	Will Hastings	K	5-10	165	Fr.	Little Rock, AR	44	Thomas Taylor	K/P	6-0	180	RFr.	Spain Park, AL
4	Jeff Holland	OLB	6-2	240	Fr.	Jacksonville, FL	9	Roc Thomas	RB	5-10	203	So.	Oxford, AL
15	Joshua Holsey	DB	5-11	198	Sr.	Fairburn, GA	92	Justin Thomas-Thornton	DL	6-5	228	RFr.	Prichard, AL
46	Ben Hood	DB	5-8	174	Fr.	Atlanta, GA	48	Lawyer Tillman	RB	6-0	195	Sr.	Lacey, WA
64	Mike Horton	OL	6-4	312	Fr.	Atlanta, GA	47	Cameron Toney	OLB	6-1	243	So.	Huntsville, AL
22	Tim Irvin	DB	5-9	194	Fr.	Miami, FL	10	Stanton Truitt	WR	5-9	184	RFr.	Atlanta, GA
78	Darius James	OL	6-4	332	So.	Killeen, TX	16	Tucker Tuberville	QB	6-0	192	Sr.	Auburn, AL
62	Jaunta'vius Johnson	DL	6-2	322	Fr.	Lincoln, AL	68	Zach Wade	LS	5-10	205	RFr.	Bremen, GA
6	Jeremy Johnson	QB	6-5	240	Jr.	Montgomery, AL	97	Gary Walker	DL	5-11	247	Fr.	Toccoa, GA
21	Kerryon Johnson	RB	6-0	195	Fr.	Madison, AL	12	Jonathan Wallace	WR	6-2	214	Sr.	Phenix City, AL
3	Jonathan Jones	DB	5-10	181	Sr.	Carrollton, GA	98	Prince Tega Wanogho	DE	6-8	250	Fr.	Elmore, AL
59	Raashed Kennion	DL	6-6	235	So.	Jacksonville, FL	13	Sean White	QB	6-0	200	RFr.	Boca Raton, FL
54	Kaleb Kim	OL	6-4	284	Fr.	Buford, GA	79	Andrew Williams	DL	6-4	270	RFr.	McDonough, GA
87	Gray King	WR	5-10	170	So.	Atlanta, GA	49	Darrell Williams	LB	6-2	234	Fr.	Hoover, AL
89	Griffin King	WR	5-10	173	Fr.	Atlanta, GA	30	Tre' Williams	LB	6-2	238	So.	Mobile, AL
63	Alex Kozan	OL	6-4	300	Jr.	Castle Rock, CO	56	Avery Young	OL	6-6	305	Jr.	Palm Beach Gardens, FL
35	Tyler LaFlamme	RB	5-9	196	Fr.	Cumming, GA							

NUMERICAL ROSTER

NO.	NAME	POS.	HT.	WT.	YR.	HOMETOWN
1	Montravius Adams	DL	6-4	296	Jr.	Vienna, GA
3	Jonathan Jones	DB	5-10	181	Sr.	Carrollton, GA
4	Jason Smith	WR	6-1	180	So.	Mobile, AL
4	Jeff Holland	OLB	6-2	240	Fr.	Jacksonville, FL
5	Ricardo Louis	WR	6-2	215	Sr.	Miami, FL
6	Jeremy Johnson	QB	6-5	240	Jr.	Montgomery, AL
6	DaVonte Lambert	DL	6-2	282	Sr.	Keysville, GA
8	Cassanova McKinzy	LB	6-3	253	Sr.	Birmingham, AL
8	Tony Stevens	WR	6-4	205	Jr.	Orlando, FL
9	Roc Thomas	RB	5-10	203	So.	Oxford, AL
9	Byron Cowart	DE	6-3	277	Fr.	Seffner, FL
10	Stanton Truitt	WR	5-9	184	RFr.	Atlanta, GA
11	Markell Boston	DB	6-0	200	RFr.	Newnan, GA
12	Jonathan Wallace	WR	6-2	214	Sr.	Phenix City, AL
12	Jamel Dean	DB	6-2	205	Fr.	Cocoa, FL
13	Sean White	QB	6-0	200	RFr.	Boca Raton, FL
13	T.J. Davis	DB	6-0	200	Jr.	Tallahassee, FL
14	Stephen Roberts	DB	5-11	187	So.	Opelika, AL
15	Joshua Holsey	DB	5-11	198	Sr.	Fairburn, GA
15	Tyler Queen	QB	6-1	241	Fr.	Kennesaw, GA
16	JaViere Mitchell	OLB	6-2	215	Jr.	Leeds, AL
16	Tucker Tuberville	QB	6-0	192	Sr.	Auburn, AL
17	Kris Frost	LB	6-2	240	Sr.	Matthews, NC
18	Carlton Davis	DB	6-1	190	Fr.	Miami, FL
19	Nick Ruffin	DB	6-0	191	So.	Duluth, GA
20	Jeremiah Dinson	DB	5-11	172	Fr.	Miami, FL
21	Kerryon Johnson	RB	6-0	195	Fr.	Madison, AL
22	Tim Irvin	DB	5-9	194	Fr.	Miami, FL
23	Johnathan Ford	DB	6-0	203	Jr.	Big Cove, AL
24	Blake Countess	DB	5-10	185	Sr.	Owings Mills, MD
25	Peyton Barber	RB	5-11	225	So.	Alpharetta, GA
25	Austin Dupper	DB	5-9	179	Jr.	Decatur, AL
26	Justin Garrett	LB	6-1	228	Sr.	Stone Mountain, GA
27	Chandler Cox	FB	6-1	232	Fr.	Apopka, FL
28	Tray Matthews	DB	6-1	213	So.	Newnan, GA
29	Jovon Robinson	RB	6-0	230	Jr.	Memphis, TN
29	Tyler Stovall	H	6-1	207	So.	Hokes Bluff, AL
30	Tre' Williams	LB	6-2	238	So.	Mobile, AL
30	Damian Lewis	RB	5-9	208	Jr.	Wetumpka, AL
31	Javaris Davis	DB	5-10	180	Fr.	Jacksonville, FL
31	Duncan McKinney	K	5-11	180	Sr.	Florence, AL
32	Alec Brown	DL	6-2	210	So.	Trussville, AL
32	Clay Coburn	WR	6-1	209	So.	Auburn, AL
33	Kenny Flowers	LB	6-1	234	Sr.	Liburn, GA
33	Will Hastings	K	5-10	165	Fr.	Little Rock, AR
35	Tyler LaFlamme	RB	5-9	196	Fr.	Cumming, GA
36	Kamryn Pettway	FB	6-0	242	RFr.	Montgomery, AL
36	Michael Sherwood	DB	5-9	168	So.	Riverdale, GA
37	Logan Rice	WR	6-0	208	RFr.	Rome, GA
38	Daniel Carlson	K	6-4	213	So.	Colorado Springs, CO
38	Tyler Crumpton	WR	6-2	171	Fr.	Bear Creek, AL
39	Robert Muschamp	FB	6-1	236	Fr.	Rome, GA
40	Daniel Pond	LB	6-1	202	Sr.	Spanish Fort, AL
40	Eugene Govan	RB	5-7	185	Fr.	Grovetown, GA
41	Jordan Colbert	DB	6-1	226	Fr.	Griffin, GA
41	Greg Hall	TE	6-3	248	Jr.	Athens, GA
42	Gimel President	DL	6-4	263	Jr.	Mt. Pleasant, SC
42	Keenan Sweeney	FB	6-0	238	RFr.	Snellville, GA
43	Ian Shannon	K/P	6-3	209	Fr.	Marietta, GA
43	Cedric Chambers	RB	5-7	190	RFr.	Valley, AL

NO.	NAME	POS.	HT.	WT.	YR.	HOMETOWN
44	Raymond Lester	DB	5-11	156	Fr.	Marietta, GA
44	Thomas Taylor	K/P	6-0	180	RFr.	Spain Park, AL
45	Keymiya Harrell	DL	6-4	270	Sr.	Selma, AL
45	Emory Carney	TE	6-4	217	Fr.	Augusta, GA
46	Chris Laye	TE	6-4	250	RFr.	Cumming, GA
46	Ben Hood	DB	5-8	174	Fr.	Atlanta, GA
47	Cameron Toney	OLB	6-1	243	So.	Huntsville, AL
47	Chase Schaum	WR	5-10	187	RFr.	Tallahassee, FL
48	Montavious Atkinson	DB	6-1	183	Fr.	Fairburn, GA
48	Lawyer Tillman	RB	6-0	195	Sr.	Lacey, WA
49	Darrell Williams	LB	6-2	234	Fr.	Hoover, AL
49	Jack Bjork	P	6-1	200	So.	Dallas, TX
50	Chase Ritter	LB	5-10	189	So.	Wetumpka, AL
51	Richard McBryde	LB	6-1	227	Fr.	Troy, AL
51	Jonathan Parslow	LS	6-1	204	So.	Daphne, AL
52	Xavier Dampeer	OL	6-2	305	Sr.	Mendenhall, MS
53	Devonte Danzey	OL	6-2	305	Sr.	Tampa, FL
54	Kaleb Kim	OL	6-4	284	Fr.	Buford, GA
55	Carl Lawson	DL	6-2	257	So.	Alpharetta, GA
56	Avery Young	OL	6-6	305	Jr.	Palm Beach Gardens, FL
57	Deshawn Davis	LB	5-11	236	RFr.	Prichard, AL
58	Josh Shockley	LB	5-10	215	RFr.	McDonough, GA
59	Raashed Kennion	DL	6-6	235	So.	Jacksonville, FL
60	Blake Snow	OL	6-5	275	Fr.	Birmingham, AL
61	Ryan Meneely	OL	6-1	310	Fr.	McDonough, GA
62	Jaunta'vius Johnson	DL	6-2	322	Fr.	Lincoln, AL
63	Alex Kozan	OL	6-4	300	Jr.	Castle Rock, CO
64	Mike Horton	OG	6-4	312	Fr.	Atlanta, GA
65	Tucker Brown	OL	6-3	265	RFr.	Trussville, AL
66	Bailey Sharp	OL	6-5	293	Fr.	Marietta, GA
67	Tyler Carr	OL	6-5	313	Fr.	Southside, AL
68	Zach Wade	LS	5-10	205	RFr.	Bremen, GA
69	Ike Powell	LS	6-3	244	So.	Tifton, GA
70	Robert Leff	OL	6-6	288	Jr.	Fairhope, AL
71	Braden Smith	OL	6-6	286	So.	Olathe, KS
72	Shon Coleman	OL	6-6	313	Jr.	Memphis, TN
73	Austin Golson	OL	6-5	304	So.	Prattville, AL
74	Will Adams	OL	6-7	303	Jr.	Tyrone, GA
75	Deon Mix	OL	6-4	301	So.	Batesville, MS
76	Jordan Diamond	OL	6-4	304	Jr.	Chicago, IL
77	Marquel Harrell	OG	6-3	325	Fr.	Fairburn, GA
78	Darius James	OL	6-4	332	So.	Killeen, TX
79	Andrew Williams	DL	6-4	270	RFr.	McDonough, GA
80	Marcus Davis	WR	5-9	180	Jr.	Boynton Beach, FL
81	Darius Slayton	WR	6-2	182	Fr.	Norcross, GA
82	Melvin Ray	WR	6-3	215	Sr.	Tallahassee, FL
83	Ryan Davis	WR	5-9	164	Fr.	St. Petersburg, FL
85	Jalen Harris	TE	6-4	250	Fr.	Montgomery, AL
87	Gray King	WR	5-10	170	So.	Atlanta, GA
89	Griffin King	WR	5-10	173	Fr.	Atlanta, GA
90	Maurice Swain	DL	6-5	295	Jr.	LaGrange, GA
91	Kevin Phillips	P	6-0	185	Jr.	Greenwood, MS
92	Justin Thomas-Thornton	DL	6-5	228	RFr.	Prichard, AL
93	Tyler Carter	DL	6-1	243	RFr.	Decatur, AL
94	Devaroe Lawrence	DL	6-2	281	Jr.	Greenville, SC
95	Dontavius Russell	DL	6-3	295	RFr.	Carrollton, GA
96	Aaron Garrison	DL	6-2	278	So.	Ozark, AL
97	Gary Walker	DL	5-11	247	Fr.	Toccoa, GA
98	Prince Tega Wanogho	DE	6-8	250	Fr.	Elmore, AL

PRONUNCIATION GUIDE

NO.	NAME	PRONUNCIATION
1	MONTRAVIUS Adams	mon-TRAY-vee-us
48	MONTAVIOUS Atkinson	mon-TAY-vee-us
64	Jack BJORK	BE-YORK
52	XAVIER DAMPEER	Zavier DAM-peer
38	Austin DUPPER	rhymes with "supper"
45	KEYMIYA HARRELL	Ka-my-ah HAIR-reil
77	Marquel HARRELL	hah-RELL
62	JAUNTA'VIUS Johnson	jon-TAY-vee-us
21	KERRYON Johnson	carry-on
59	RAASHED Kennion	Rah-sheed
63	Alex KOZAN	KOH-zan

NO.	NAME	PRONUNCIATION
94	DEVAROE Lawrence	DEV-ah-row
47	Chris LAYE	lay
18	JAVIERE Mitchell	Jahv-vee-air
42	GIMEL President	Jih-mell
29	JOVON Robinson	Jah-von
19	Nick RUFFIN	ROUGH-fin
95	DONTAVIUS Russell	don-TAY-vee-us
43	IAN Shannon	EE-un
71	BRADEN Smith	BRAY-den
16	Tucker TUBERVILLE	TUBB-ur-vil
98	Prince TEGA WANOGHO	TAY-ga wah-NO-go

ALABAMA [14-1, 7-1 SEC]

Sept. 5	Wisconsin (in Dallas)	W, 35-17
Sept. 12	MIDDLE TENNESSEE	W, 37-10
Sept. 19	OLE MISS	L, 37-43
Sept. 26	ULM	W, 34-0
Oct. 3	at Georgia	W, 38-10
Oct. 10	ARKANSAS	W, 27-14
Oct. 17	at Texas A&M	W, 41-23
Oct. 24	TENNESSEE	W, 19-14
Nov. 7	LSU	W, 30-16
Nov. 14	at Mississippi State	W, 31-6
Nov. 21	CHARLESTON SOUTHERN	W, 56-6
Nov. 28	at Auburn	W, 29-13
Dec. 5	vs. Florida (SECC)	W, 29-15
Dec. 11	Michigan State (in Arlington)	W, 38-0
Jan. 11	Clemson (in Glendale)	W, 45-40

ARKANSAS [8-5, 5-3 SEC]

Sept. 5	TEXAS-EL PASO	W, 48-13
Sept. 12	TOLEDO (Little Rock)	L, 12-16
Sept. 19	TEXAS TECH	L, 24-35
Sept. 26	Texas A&M (in Arlington)	L, 21-28 (OT)
Oct. 3	at Tennessee	W, 24-20
Oct. 10	at Alabama	L, 14-27
Oct. 24	AUBURN	W, 54-46 (4 OT)
Oct. 31	UT MARTIN	W, 63-28
Nov. 7	at Ole Miss	W, 53-52 (OT)
Nov. 14	at LSU	W, 31-14
Nov. 21	MISSISSIPPI STATE	L, 50-51
Nov. 27	MISSOURI	W, 28-3
Jan. 2	Kansas State (in Memphis)	W, 45-23

GEORGIA [10-3, 5-3 SEC]

Sept. 5	ULM	W, 51-14
Sept. 12	at Vanderbilt	W, 31-14
Sept. 19	SOUTH CAROLINA	W, 52-20
Sept. 26	SOUTHERN	W, 48-6
Oct. 3	ALABAMA	L, 10-38
Oct. 10	at Tennessee	L, 31-38
Oct. 17	MISSOURI	W, 9-6
Oct. 31	Florida (in Jacksonville)	L, 3-27
Nov. 7	KENTUCKY	W, 27-3
Nov. 14	at Auburn	W, 20-13
Nov. 21	GEORGIA SOUTHERN	W, 23-17 (OT)
Nov. 28	at Georgia Tech	W, 13-7
Jan. 2	Penn State (in Jacksonville)	W, 24-17

IDAHO [4-8, 3-5 SBC]

Sept. 3	OHIO U.	L, 45-28
Sept. 12	at Southern Cal	L, 9-59
Sept. 19	WOFFORD	W, 41-38
Sept. 26	GEORGIA SOUTHERN	L, 20-44
Oct. 3	at Arkansas State	L, 35-49
Oct. 17	at Troy	W, 19-16
Oct. 24	ULM	W, 27-13
Oct. 31	at New Mexico State	L, 48-55 (OT)
Nov. 7	at South Alabama	L, 45-52
Nov. 14	APPALACHIAN STATE	L, 20-47
Nov. 21	at Auburn	L, 34-56
Nov. 28	TEXAS STATE	W, 38-31

JACKSONVILLE STATE [13-2, 8-0 OVC]

Sept. 5	at Chattanooga	W, 23-20
Sept. 12	at Auburn	L, 20-27/OT
Sept. 19	TENNESSEE STATE	W, 48-13
Sept. 26	at UT Martin	W, 48-41
Oct. 3	MISSISSIPPI VALLEY ST	W, 49-7
Oct. 17	at Tennessee Tech	W, 42-13
Oct. 24	at Austin Peay	W, 27-7
Oct. 31	EASTERN KENTUCKY	W, 34-0
Nov. 7	at Eastern Illinois	W, 24-3
Nov. 14	SE MISSOURI	W, 56-28
Nov. 21	MURRAY STATE	W, 42-20
Dec. 5	Chattanooga (FCS Playoffs)	W, 41-35
Dec. 11	Charleston So. (FCS Playoffs)	W, 58-38
Dec. 19	Sam Houston (FCS Playoffs)	W, 62-10
Jan. 9	North Dakota St. (FCS Champ)	L, 10-37

KENTUCKY [5-7, 2-6 SEC]

Sept. 5	UL LAFAYETTE	W, 40-33
Sept. 12	at South Carolina	W, 26-22
Sept. 19	FLORIDA	L, 9-17
Sept. 26	MISSOURI	W, 21-13
Oct. 3	EASTERN KENTUCKY	W, 34-27/OT
Oct. 15	AUBURN	L, 27-30
Oct. 24	at Mississippi State	L, 16-42
Oct. 31	TENNESSEE	L, 21-52
Nov. 7	at Georgia	L, 3-27
Nov. 14	at Vanderbilt	L, 17-21
Nov. 21	CHARLOTTE	W, 58-10
Nov. 28	LOUISVILLE	L, 24-38

LOUISVILLE [8-5, 5-3 ACC]

Sept. 5	Auburn (in Atlanta)	L, 24-31
Sept. 12	HOUSTON	L, 31-34
Sept. 17	CLEMSON	L, 17-20
Sept. 26	SAMFORD	W, 45-3
Oct. 3	at NC State	W, 20-13
Oct. 17	at Florida State	L, 21-41
Oct. 24	BOSTON COLLEGE	W, 17-14
Oct. 30	at Wake Forest	W, 20-19
Nov. 7	SYRACUSE	W, 41-17
Nov. 14	VIRGINIA	W, 38-31
Nov. 21	at Pitt	L, 34-45
Nov. 28	at Kentucky	W, 38-24
Dec. 30	Texas A&M (in Nashville)	W, 27-21

LSU [9-3, 5-3 SEC]

Sept. 5	McNEESE STATE	Cancelled
Sept. 12	at Mississippi State	W, 21-19
Sept. 19	AUBURN	W, 45-21
Sept. 26	at Syracuse	W, 34-24
Oct. 3	EASTERN MICHIGAN	W, 44-22
Oct. 10	at South Carolina	W, 45-24
Oct. 17	FLORIDA	W, 35-28
Oct. 24	WESTERN KENTUCKY	W, 48-20
Nov. 7	at Alabama	L, 16-30
Nov. 14	ARKANSAS	L, 14-31
Nov. 21	at Ole Miss	L, 17-38
Nov. 28	TEXAS A&M	W, 19-7
Dec. 29	Texas Tech (in Houston)	W, 56-27

MEMPHIS [9-4, 5-3 AAC]

Sept. 5	MISSOURI ST.	W, 63-7
Sept. 12	at Kansas	W, 55-23
Sept. 19	at Bowling Green	W, 44-41
Sept. 24	CINCINNATI	W, 53-46
Oct. 2	at USF	W, 24-17
Oct. 17	OLE MISS	W, 37-24
Oct. 23	at Tulsa	W, 66-42
Oct. 31	TULANE	W, 41-13
Nov. 7	NAVY	L, 20-45
Nov. 14	at Houston	L, 34-35
Nov. 21	at Temple	L, 12-31
Nov. 28	SMU	W, 63-0
Dec. 30	Auburn (in Birmingham)	L, 10-31

OLE MISS [10-3, 6-2 SEC]

Sept. 5	UT MARTIN	W, 76-3
Sept. 12	FRESNO STATE	W, 73-21
Sept. 19	at Alabama	W, 43-37
Sept. 26	VANDERBILT	W, 27-16
Oct. 3	at Florida	L, 10-38
Oct. 10	NEW MEXICO STATE	W, 49-3
Oct. 17	at Memphis	L, 24-37
Oct. 24	TEXAS A&M	W, 23-3
Oct. 31	at Auburn	W, 27-19
Nov. 7	ARKANSAS	L, 52-53 (OT)
Nov. 21	LSU	W, 38-17
Nov. 28	at Mississippi State	W, 38-27
Jan. 1	Oklahoma St. (in New Orleans)	W, 48-20

MISSISSIPPI STATE [9-4, 4-4 SEC]

Sept. 5	at Southern Miss	W, 34-16
Sept. 12	LSU	L, 19-21
Sept. 19	NORTHWESTERN ST.	W, 62-13
Sept. 26	at Auburn	W, 17-9
Oct. 3	at Texas A&M	L, 17-30
Oct. 10	TROY	W, 45-17
Oct. 17	LOUISIANA TECH	W, 45-20
Oct. 24	KENTUCKY	W, 42-16
Nov. 5	at Missouri	L, 31-13
Nov. 14	ALABAMA	L, 6-31
Nov. 21	at Arkansas	W, 51-50
Nov. 28	OLE MISS	L, 27-38
Dec. 30	NC State (in Charlotte)	W, 51-28

SAN JOSÉ STATE [6-7 4-4 MWC]

Sept. 3	NEW HAMPSHIRE	W, 43-13
Sept. 12	at Air Force	L, 16-37
Sept. 19	at Oregon State	L, 21-35
Sept. 26	FRESNO STATE	W, 49-23
Oct. 3	at Auburn	L, 21-35
Oct. 10	at UNLV	W, 33-27
Oct. 17	SAN DIEGO STATE	L, 7-30
Oct. 24	NEW MEXICO	W, 31-21
Nov. 6	BYU	L, 16-17
Nov. 14	at Nevada	L, 34-37 (OT)
Nov. 21	at Hawaii	W, 42-23
Nov. 27	BOISE STATE	L, 23-40
Dec. 19	Georgia State (in Orlando)	W, 27-16

TEXAS A&M [8-5, 4-4 SEC]

Sept. 5	Arizona St. (Houston)	W, 38-17
Sept. 12	BALL STATE	W, 56-23
Sept. 19	NEVADA	W, 44-27
Sept. 26	Arkansas	W, 28-21 (OT)
Oct. 3	MISSISSIPPI STATE	W, 30-17
Oct. 17	ALABAMA	L, 23-41
Oct. 24	at Ole Miss	L, 3-23
Oct. 31	SOUTH CAROLINA	W, 35-28
Nov. 7	AUBURN	L, 10-26
Nov. 14	WESTERN CAROLINA	W, 41-17
Nov. 21	at Vanderbilt	W, 25-0
Nov. 28	at LSU	L, 7-19
Dec. 30	Louisville (in Nashville)	L, 21-27

@COACHGUSMALZAHN



FAST FACTS

- » Gus Malzahn has won or played for a conference title in six of his 10 seasons as a collegiate coach.
- » Malzahn's teams have won their conference championships in three of the last six seasons with Auburn in 2010 and 2013 and Arkansas State in 2012
- » Two of the four most productive offenses in SEC history were Malzahn concoctions: Auburn 2013 (7,018) and Auburn 2010 (6,989)
- » Just the third coach in SEC history to win an SEC title in his first year at a school, joining Bernie Moore at LSU in 1935 and John Vaught at Ole Miss in 1947
- » Malzahn is 22-6 at home as a collegiate head coach (5-1 in 2012 at Arkansas State; 8-0 in 2013, 6-1 in 2014 and 3-4 in 2015 at Auburn). He started his Auburn tenure with 13 consecutive home victories.
- » In just three seasons, Malzahn is already ninth among Auburn football coaches all-time in total wins.
The leaders (and seasons coached): **176**, Ralph "Shug" Jordan (25); **99**, Pat Dye (12) and Mike Donahue (18); **85**, Tommy Tuberville (10); **48**, Jack Meagher (9); **47**, Terry Bowden (6); **33**, Gene Chizik (4); **29**, Doug Barfield (5); **27, Gus Malzahn (3); 22**, Chet Wynne (4)
- » In six season at Auburn as an assistant or head coach, Malzahn's teams have had at least one first-team all-SEC selection each season

- » In 14 seasons as a high school head coach in Arkansas, Malzahn led seven teams to the state championship game and won three titles. In July 2013, he was inducted into the Arkansas High School Sports Hall of Fame
- » Malzahn's Auburn teams scored at least 20 points in his first 23 games as head coach; his Auburn teams have scored 20 points or more in 35 of 40 games.
- » Has produced 13 1,000-yard rushers in nine years as a college head coach/offensive coordinator, at least one each season. Malzahn has coached five 1,000-yard receivers and three 3,000-yard passers
- » His 20-7 record was the second-best start in Auburn history, only behind Terry Bowden, who started 20-1-1 in 1993-94
- » 2013 national coach of the year awards: Eddie Robinson, Bobby Bowden, Bear Bryant, Home Depot, Associated Press, Liberty Mutual, Sporting News, SB Nation, USSA Amos Alonzo Stagg
- » Author in 2003 of "The Hurry-up, No Huddle: An Offensive Philosophy", ranked among Amazon's 75 top-selling football books
- » Auburn has produced a rusher with 100 or more yards in 29 of 40 games under head coach Gus Malzahn

MALZAHN FILE

COACHING CAREER

Year	School	Position
2013-	Auburn	Head Coach
2012	Arkansas State	Head Coach
2009-11	Auburn	Offensive Coordinator/QB
2007-08	Tulsa	Asst. HC/Co-Off. Coordinator
2006	Arkansas	Offensive Coordinator
2001-05	Springdale (Ark.)	Head Coach
1996-00	Shiloh Christian (Ark.)	Head Coach
1992-95	Hughes (Ark.)	Head Coach

CHAMPIONSHIPS

Year	School	Championship
2013	Auburn	SEC
2013	Auburn	SEC West
2012	Arkansas State	Sun Belt
2010	Auburn	BCS
2010	Auburn	SEC
2010	Auburn	SEC West
2008	Tulsa	CUSA West
2007	Tulsa	CUSA West
2006	Arkansas	SEC West

BOWLS COACHED IN

Year	School	Bowl
2015	Auburn	Birmingham
2015	Auburn	Outback
2014	Auburn	BCS National Championship
2011	Auburn	Chick-fil-A
2011	Auburn	BCS National Championship
2010	Auburn	Outback
2009	Tulsa	GMAC
2008	Tulsa	GMAC
2007	Arkansas	Capital One

MALZAHN'S HEAD COACHING RECORD

YEAR	SCHOOL	REC.	CONF.	NOTES
2012	Arkansas State	9-3	7-1	Sun Belt Champion
2013	Auburn	12-2	7-1	SEC Champion/BCS Champ. Game
2014	Auburn	8-5	4-4	
2015	Auburn	7-6	2-6	
TOTAL	(4 years)	36-16 (.692)	20-12 (.625)	



JORDAN-HARE STADIUM » 87,451

Jordan-Hare Stadium is Auburn's showcase football stadium, which seats 87,451, with 70 luxury suites located between the lower level and upper deck on the east side and college football's largest videoboard - debuted in 2015 - spanning the south end.

Pat Dye Field at Jordan-Hare Stadium is the nation's 11th-largest on-campus stadium with a capacity of 87,451. It is the seventh-largest in the SEC.

The Tigers have won 79.3 percent of their games in Jordan-Hare Stadium since its 1939 dedication and hold an overall record of 305-77-7 there.

The 2014 season was the 75th anniversary of Jordan-Hare Stadium.

The stadium was dedicated Nov. 30, 1939, with 7,500 seats. Ten years later, 14,000 more seats were added, and the stadium was named Cliff Hare Stadium (after a member of Auburn's first football team and eventual dean of the School of Chemistry), although only 12 home games were played there over that 10-year span.

Additional seats were added in 1955, 1960 and 1970. The West upper deck was completed in 1980; the East upper deck and suites were finished for the 1987 season.

The facility was renamed Jordan-Hare Stadium in 1973, recognizing Hall of Fame coach Ralph "Shug" Jordan. The turf at Jordan-Hare Stadium was officially named after Pat Dye, Auburn's Hall of Fame coach and athletics director, prior to the 2005 Iron Bowl.

The Tigers posted a 99-39-4 record in 12 seasons under Dye from 1981-92, and won four SEC championships. Auburn's home games are now played at Pat Dye Field at Jordan-Hare Stadium.

On game days, Auburn's Pat Dye Field at Jordan-Hare Stadium becomes the sixth-largest city in the state of Alabama as Auburn has averaged at least 80,000 fans per game for the last 21 seasons.

Since Jordan-Hare Stadium expanded to its current capacity prior to the 2004 season, the Tigers have tallied 41 sell-out games, including the last 13 consecutively.

JHS QUICK FACTS

ATTENDANCE AVERAGE

1993	81,062
1994	81,287
1995	81,181
1996	82,468
1997	83,545
1998	81,105
1999	80,905
2000	82,435
2001	85,448
2002	82,943
2003	85,203
2004	83,085
2005	84,161
2006	85,063
2007	84,689
2008	86,915
2009	84,614
2010	86,087
2011	85,792
2012	82,646
2013	85,656
2014	87,451
2015	87,451

ALL-TIME WINNING PERCENTAGE BY STADIUM

Year	Record	Winning Pct.
1. Marshall: Joan C. Edwards Stadium (1991)	148-26	.851
2. Georgia Southern: Paulson Stadium (1984)	186-34	.845
3. Baylor: McLane Stadium (2014)	10-2	.833
4. Boise State: Albertsons Stadium (1970)	248-53	.824
5. Alabama: Bryant-Denny Stadium (1929)	245-53-3	.819
6. Oklahoma: Gaylord Family-Okla. Memorial (1923)	380-84-15	.809
7. Penn State: Beaver Stadium (1960)	271-72	.790
8. Auburn: Jordan-Hare Stadium (1939)	306-79-7	.790
9. Ohio State: Ohio Stadium (1922)	423-111-20	.782
10. Tennessee: Neyland Stadium (1921)	454-123-17	.779

LARGEST ON-CAMPUS STADIUMS

1. Michigan Stadium (Michigan)	109,901
2. Beaver Stadium (Penn State)	106,572
3. Ohio Stadium (Ohio State)	104,944
4. Kyle Field (Texas A&M)	102,733
5. Neyland Stadium (Tennessee)	102,455
6. Tiger Stadium (LSU)	102,321
7. Bryant-Denny Stadium (Alabama)	101,821
8. Darrell K. Royal-Texas Memorial Stadium (Texas)	100,119
9. Sanford Stadium (Georgia)	92,756
10. Ben Hill Griffin Stadium (Florida)	88,548
11. Jordan-Hare Stadium (Auburn)	87,451
12. Memorial (Nebraska)	85,000
13. Bobby Bowden Field at Doak Campbell Stadium (Florida State)	82,300
14. Gaylord Family Oklahoma Memorial Stadium (Oklahoma)	82,112
13. Memorial (Clemson)	81,500



THIS IS AUBURN... ATHLETICS

ACADEMICS

- » In the 2014-15 academic year, 108 student-athletes graduated from Auburn University.
- » A record 346 student-athletes received the Top Tiger Award in 2014-15 with a GPA of 3.0.
- » During the 2014-2015 academic year, more than 200 Auburn University student-athletes were honored as members of the All-SEC Academic Honor Roll.
- » Thirty-two current and former football student-athletes graduated during the 2014-15 academic year, including Cam Newton and Carnell Williams.
- » Six current Tigers have received their degrees, including: Shon Coleman, Devonte Danzey, Justin Garrett, Keymiya Harrell, Alex Kozan and Blake Countess (Michigan).
- » During Autumn of 2014, Auburn swimmer Tofey Leon was selected as a Rhodes Scholarship Finalist. Former Auburn University football player Partick Young was a nominee for the Rhodes Scholarship while former Auburn University football player Ashton Richardson was selected as one of 40 Marshall Scholarship recipients.

FINANCIALS

- » In the last 23 years, the Athletics Department budget has grown from \$21 million to \$128.7 million.
- » In back-to-back years, the Auburn football program had its highest sale of season tickets in school history in 2014 and 2015. In 2015, Auburn sold out of season tickets on June 8, two months earlier than in 2014.
- » Men's basketball season ticket sales increased 122.8% for the 2014-15, selling out premium seating for the first time in the history of Auburn Arena. TUF sales are up 75% year-to-date in 2015-16.
- » Baseball season ticket sales increased 23.4% in 2015.

FACILITIES

- » During 2014, Auburn Athletics funded more than \$7.5 million in facility improvements.
- » Installed prior to the 2015 season, Jordan-Hare Stadium boasts the nation's largest video board, which is 57 feet tall by 190 feet wide.
- » Opened in August 2014, the state-of-the-art Auburn Wellness Kitchen provides student-athletes, students and the general population a dining facility that has six action stations and accommodates those with special dietary needs.
- » The 2014-15 academic year witnessed the launch of the SEC Network which saw major infrastructure work completed necessary to support the SEC Network and War Eagle Productions.

GAME DAY

- » Auburn's game day experience named by outside parties as offering the best tailgating and the best traditions.
- » Per a survey done by the SEC, in which they measured 60 attributes related to the overall game day experience, Auburn scored better than the SEC average on 56 of the 60 measured attributes. Two of the below average rated attributes related to food & beverage prices, for which we in response reduced the price of water and hot dogs to very positive response from our fans.
- » Over 96% of Auburn's donors and fans indicate that the frequency of communication, the transparency of communication, and the content of communication from Auburn Athletics meets or exceeds their needs.

WINNING

- » Auburn has finished in the top 10 percent of the NACDA Director's Cup for 10 consecutive years.
- » Auburn has won 13 national titles since 2004, which is third-most in the SEC. National Champion teams include Football, Men's Swimming and Diving, Women's Swimming and Diving, Equestrian, and Women's Outdoor Track and Field.
- » Auburn has won 20 SEC titles in the past 10 years, tied for fourth-most in the conference.
- » Sixteen of Auburn's 21 sports participated in postseason competition in 2014-15, with four programs achieving Top 10 finishes nationally.
- » The Auburn football team has won a National Championship and two Southeastern Conference Championships in the last five years, and played for the national title for the second time in four years in 2013.
- » No school has won more SEC Football Championships in the last 10 years than Auburn.
- » The Auburn softball team had its best season in school history, advancing to its' first-ever Women's College World Series, where it advanced to the semifinals.
- » Gymnastics advanced to the NCAA Super Six for the first time in 22 years and second time in school history in 2015, finishing sixth while breaking 52 program records.
- » Men's Swimming & Diving team has recorded 23 consecutive top-10 NCAA finish and has won 18 of the last 22 SEC Championships (including 16 consecutive titles from 1997-2012).
- » Women's Golf has won three SEC titles in the last seven years, five in the last 11 years, and seven in the last 16.

2015 STATISTICS

RECORD	OVERALL	HOME	AWAY	NEUTRAL
ALL GAMES	7-6-0	3-4-0	2-2-0	2-0-0
CONFERENCE	2-6-0	0-4-0	2-2-0	0-0-0
NON-CONFERENCE	5-0-0	3-0-0	0-0-0	2-0-0

DATE	OPPONENT	W/L	SCORE	ATTEND
9/5/2015	vs. Louisville (1)	W	31-24	73,927(c)
9/12/2015	Jacksonville State	W	27-20 (OT)	87,451(c)
9/19/2015	at No. 13 LSU*	L	45-21	102,321(c)
9/26/2015	Mississippi State*	L	17-9	87,451(c)
10/3/2015	San José State	W	35-21	87,451(c)
10/15/2015	at Kentucky*	W	30-27	63,407(c)
10/24/2015	at Arkansas*	L	54-45(4OT)	72,008(c)
10/31/2015	Ole Miss*	L	27-19	87,451(c)
11/7/2015	at Texas A&M*	W	26-10	104,625(c)
11/14/2015	Georgia*	L	20-13	87,451(c)
11/21/2015	Idaho	W	56-34	87,451(c)
11/28/2015	Alabama*	L	29-13	87,451(c)
12/30/2015	vs. Memphis (2)	W	31-10	59,430

*SEC game

(1) Chick-fil-A Kickoff Game [Georgia Dome; Atlanta, Ga.]

(2) Birmingham Bowl [Legion Field; Birmingham, Ala.]

RUSHING	GP	Att	Gain	Loss	Net	Avg	TD	Long	Avg/G
Peyton Barber	13	238	1041	24	1017	4.3	13	36	78.2
Jovon Robinson	8	117	645	6	639	5.5	3	45	79.9
Roc Thomas	12	43	274	13	261	6.1	1	56	21.8
Kerryon Johnson	13	52	222	14	208	4.0	3	19	16.0
Ricardo Louis	13	29	167	9	158	5.4	1	18	12.2
Jeremy Johnson	12	47	238	101	137	2.9	6	65	11.4
Jason Smith	13	6	42	5	37	6.2	1	24	2.8
Sean White	7	30	116	81	35	1.2	0	31	5.0
Stanton Truitt	6	6	39	11	28	4.7	0	19	4.7
Lawyer Tillman	1	5	24	0	24	4.8	0	8	24.0
Kevin Phillips	13	1	24	0	24	24.0	0	24	1.8
Ryan Davis	8	2	28	8	20	10.0	0	28	2.5
Tucker Tuberville	1	2	14	0	14	7.0	0	9	14.0
Marcus Davis	13	1	0	8	-8	-8.0	0	0	-0.6
TEAM	10	8	0	41	-41	-5.1	0	0	-4.1
Total	13	587	2874	321	2553	4.3	28	65	196.4
Opponents	13	523	2620	245	2375	4.5	24	71	182.7

PASSING	G	Effic	Cmp-Att-Int	Pct	Yds	TD	Lng	Avg/G
Jeremy Johnson	12	129.00	95-157-7	60.5	1054	10	77	87.8
Sean White	7	123.25	83-143-4	58.0	1166	1	47	166.6
TEAM	10	0.00	0-3-0	0.0	0	0	0	0.0
Jason Smith	13	-100.00	0-2-1	0.0	0	0	0	0.0
Kevin Phillips	13	410.80	1-1-0	100.0	37	0	37	2.8
Total	13	124.47	179-306-12	58.5	2257	11	77	173.6
Opponents	13	116.99	278-458-14	60.7	2892	13	71	222.5

RECEIVING	G	No.	Yds	Avg	TD	Long	Avg/G
Ricardo Louis	13	46	716	15.6	3	56	55.1
Marcus Davis	13	30	181	6.0	1	22	13.9
Melvin Ray	13	20	279	13.9	2	44	21.5
Tony Stevens	11	14	177	12.6	1	44	16.1
Kerryon Johnson	13	14	159	11.4	0	37	12.2
Jason Smith	13	13	203	15.6	2	77	15.6
D'haquille Williams	5	12	147	12.2	1	19	29.4
Roc Thomas	12	11	200	18.2	1	51	16.7
Peyton Barber	13	11	112	10.2	0	28	8.6
Chandler Cox	13	3	25	8.3	0	10	1.9
Gray King	12	2	13	6.5	0	9	1.1
Jovon Robinson	8	1	20	20.0	0	20	2.5
Stanton Truitt	6	1	13	13.0	0	13	2.2
Kamryn Pettway	12	1	12	12.0	0	12	1.0
Total	13	179	2257	12.6	11	77	173.6
Opponents	13	278	2892	10.4	13	71	222.5

TEAM STATISTICS	AUBURN	OPP
SCORING	357	338
Points Per Game	27.5	26.0
Points Off Turnovers	75	44
FIRST DOWNS	257	295
Rushing	150	131
Passing	97	142
Penalty	10	22
RUSHING YARDAGE	2553	2375
Yards gained rushing	2874	2620
Yards lost rushing	321	245
Rushing Attempts	587	523
Average Per Rush	4.3	4.5
Average Per Game	196.4	182.7
TDs Rushing	28	24
PASSING YARDAGE	2257	2892
Comp-Att-Int	179-306-12	278-458-14
Average Per Pass	7.4	6.3
Average Per Catch	12.6	10.4
Average Per Game	173.6	222.5
TDs Passing	11	13
TOTAL OFFENSE	4810	5267
Total Plays	893	981
Average Per Play	5.4	5.4
Average Per Game	370.0	405.2
KICK RETURNS: #-Yards	34-950	18-381
PUNT RETURNS: #-Yards	15-179	6-87
INT RETURNS: #-Yards	14-144	12-131
KICK RETURN AVERAGE	27.9	21.2
PUNT RETURN AVERAGE	11.9	14.5
INT RETURN AVERAGE	10.3	10.9
FUMBLES-LOST	19-5	20-5
PENALTIES-Yards	62-603	61-472
Average Per Game	46.4	36.3
PUNTS-Yards	55-2254	46-1894
Average Per Punt	41.0	41.2
Net punt average	37.6	35.1
KICKOFFS-Yards	70-4430	67-4121
Average Per Kick	63.3	61.5
Net kick average	40.3	36.5
TIME OF POSSESSION/Game	28:22	31:38
3RD-DOWN Conversions	74/179	89/198
3rd-Down Pct	41%	45%
4TH-DOWN Conversions	9/15	13/28
4th-Down Pct	60%	46%
SACKS BY-Yards	19-136	19-141
MISC YARDS	0	0
TOUCHDOWNS SCORED	41	39
FIELD GOALS-ATTEMPTS	23-27	21-26
ON-SIDE KICKS	0-2	0-2
RED-ZONE SCORES	(46-51) 90%	(40-53) 75%
RED-ZONE TOUCHDOWNS	(32-51) 63%	(27-53) 51%
PAT-ATTEMPTS	(40-40) 100%	(37-37) 100%
ATTENDANCE	612157	342361
Games/Avg Per Game	7/87451	4/85590
Neutral Site Games	2/66678	

SCORE BY QUARTERS	1st	2nd	3rd	4th	OT	Total
Auburn	85	74	85	84	29	357
Opponents	58	76	85	89	30	338

PUNT RETURNS	No.	Yds	Avg	TD	Long
Marcus Davis	15	179	11.9	0	56
Total	15	179	11.9	0	56
Opponents	6	87	14.5	1	53

2015 STATISTICS

INTERCEPTIONS..... No. Yds Avg TD Long
Carlton Davis.....3 0 0.0 0 0
Blake Countess.....2 5 2.5 0 5
Kris Frost.....2 0 0.0 0 0
Justin Garrett.....2 21 10.5 0 11
Tray Matthews.....2 41 20.5 0 35
Johnathan Ford.....2 48 24.0 1 48
Jonathan Jones.....1 29 29.0 0 29
Total..... 14 144 10.3 1 48
Opponents..... 12 131 10.9 1 53

KICK RETURNS..... No. Yds Avg TD Long
Johnathan Ford..... 15 429 28.6 0 58
Kerryon Johnson..... 14 386 27.6 0 45
Blake Countess..... 3 105 35.0 0 61
Ricardo Louis..... 1 22 22.0 0 22
Kamryn Pettway..... 1 8 8.0 0 8
Total..... 34 950 27.9 0 61
Opponents..... 18 381 21.2 0 39

FUMBLE RETURNS..... No. Yds Avg TD Long
Justin Garrett..... 1 82 82.0 1 82
Total..... 1 82 82.0 1 82
Opponents..... 0 0 0.0 0 0

FIELD GOAL RETURNS..... No. Yds Avg TD Long
Total..... 0 0 0.0 0 --
Opponents..... 0 0 0.0 1 0

SCORING.....TD FGs Kick Rush Rcv Pass DXP Saf Points
Daniel Carlson..... 0 23-27 40-40 0-0 0 0-0 0 0 109
Peyton Barber..... 13 0-0 0-0 0-0 0 0-0 0 0 78
Jeremy Johnson..... 6 0-0 0-0 0-0 0 0-0 0 0 36
Ricardo Louis..... 4 0-0 0-0 0-0 0 0-0 0 0 24
Kerryon Johnson..... 3 0-0 0-0 0-0 0 0-0 0 0 18
Jason Smith..... 3 0-0 0-0 0-0 0 0-0 0 0 18
Jovon Robinson..... 3 0-0 0-0 0-0 0 0-0 0 0 18
Melvin Ray..... 2 0-0 0-0 0-0 1 0-0 0 0 14
Roc Thomas..... 2 0-0 0-0 0-0 0 0-0 0 0 12
Johnathan Ford..... 1 0-0 0-0 0-0 0 0-0 0 0 6
D'haquille Williams..... 1 0-0 0-0 0-0 0 0-0 0 0 6
Tony Stevens..... 1 0-0 0-0 0-0 0 0-0 0 0 6
Marcus Davis..... 1 0-0 0-0 0-0 0 0-0 0 0 6
Justin Garrett..... 1 0-0 0-0 0-0 0 0-0 0 0 6
Sean White..... 0 0-0 0-0 0-0 0 1-1 0 0 0
Total..... 41 23-27 40-40 0-0 1 1-1 0 0 357
Opponents..... 39 21-26 37-37 0-0 2 2-2 0 0 338

TOTAL OFFENSE..... G Plays Rush Pass Total Avg/G
Sean White..... 7 173 35 1166 1201 171.6
Jeremy Johnson..... 12 204 137 1054 1191 99.2
Peyton Barber..... 13 238 1017 0 1017 78.2
Jovon Robinson..... 8 117 639 0 639 79.9
Roc Thomas..... 12 43 261 0 261 21.8
Kerryon Johnson..... 13 52 208 0 208 16.0
Ricardo Louis..... 13 29 158 0 158 12.2
Kevin Phillips..... 13 2 24 37 61 4.7
Jason Smith..... 13 8 37 0 37 2.8
Stanton Truitt..... 6 6 28 0 28 4.7
Lawyer Tillman..... 1 5 24 0 24 24.0
Ryan Davis..... 8 2 20 0 20 2.5
Tucker Tuberville..... 1 2 14 0 14 14.0
Marcus Davis..... 13 1 -8 0 -8 -0.6
TEAM..... 10 11 -41 0 -41 -4.1
Total..... 13 893 2553 2257 4810 370.0
Opponents..... 13 981 2375 2892 5267 405.2

FIELD GOALS..... FGM-FGA Pct 01-19 20-29 30-39 40-49 50-99 Lg Blk
Daniel Carlson..... 23-27 85.2 0-0 8-10 7-7 4-5 4-5 56 0

FG SEQUENCE Auburn OPPONENTS
Louisville (56) 36,61,(43)
Jacksonville State (27),(49) 39,(32),50,(26)
LSU - (32)
Mississippi State 26,(30),(25),(51) (44)
San Jose State 55,25 -
Kentucky (34),(29),(52) (28),(31)
Arkansas (41) (25)
Ole Miss (52),(23),(33),(26) (27),(37)
Texas A&M (35),(30),(21),(31) (50)
Georgia (42),(38) (40),(38)
Idaho - (25),(45)
Alabama (24),(44),48 (26),(40),(26),(50),(47)
Memphis (20) (53),34

Numbers in (parentheses) indicate field goal was made.

PUNTING..... No. Yds Avg Long TB FC I20 50+ Blkd
Kevin Phillips..... 55 2254 41.0 56 5 24 17 10 0
Total..... 55 2254 41.0 56 5 24 17 10 0
Opponents..... 46 1894 41.2 54 5 15 18 6 0

KICKOFFS..... No. Yds Avg TB OB Retn Net YdLn
Daniel Carlson..... 69 4401 63.8 49 3
Will Hastings..... 1 29 29.0 0 0
Total..... 70 4430 63.3 49 3 381 40.3 24
Opponents..... 67 4121 61.5 29 2 950 36.5 28

ALL PURPOSE..... G Rush Rec PR KOR IR Tot Avg/G
Peyton Barber..... 13 1017 112 0 0 0 1129 86.8
Ricardo Louis..... 13 158 716 0 22 0 896 68.9
Kerryon Johnson..... 13 208 159 0 386 0 753 57.9
Jovon Robinson..... 8 639 20 0 0 0 659 82.4
Johnathan Ford..... 13 0 0 0 429 48 477 36.7
Roc Thomas..... 12 261 200 0 0 0 461 38.4
Marcus Davis..... 13 -8 181 179 0 0 352 27.1
Melvin Ray..... 13 0 279 0 0 0 279 21.5
Jason Smith..... 13 37 203 0 0 0 240 18.5
Tony Stevens..... 11 0 177 0 0 0 177 16.1
D'haquille Williams..... 5 0 147 0 0 0 147 29.4
Jeremy Johnson..... 12 137 0 0 0 0 137 11.4
Blake Countess..... 13 0 0 0 105 5 110 8.5
Stanton Truitt..... 6 28 13 0 0 0 41 6.8
Tray Matthews..... 10 0 0 0 0 41 41 4.1
Sean White..... 7 35 0 0 0 0 35 5.0
Jonathan Jones..... 13 0 0 0 0 29 29 2.2
Chandler Cox..... 13 0 25 0 0 0 25 1.9
Lawyer Tillman..... 1 24 0 0 0 0 24 24.0
Kevin Phillips..... 13 24 0 0 0 0 24 1.8
Justin Garrett..... 12 0 0 0 0 21 21 1.8
Kamryn Pettway..... 12 0 12 0 8 0 20 1.7
Ryan Davis..... 8 20 0 0 0 0 20 2.5
Tucker Tuberville..... 1 14 0 0 0 0 14 14.0
Gray King..... 12 0 13 0 0 0 13 1.1
TEAM..... 10 -41 0 0 0 0 -41 -4.1
Total..... 13 2553 2257 179 950 144 6083 467.9
Opponents..... 13 2375 2892 87 381 131 5866 451.2

2015 DEFENSIVE STATISTICS

DEFENSIVE LEADERS	GP	-----Tackles-----			TFL/Yds	-Sacks-	-----Pass Def-----			---Fumbles---		Blkd Kick	Saf
		Solo	Ast	Total			No-Yards	Int-Yds	BrUp	QBH	Rcv-Yds		
23 Johnathan Ford.....	13-11	68	50	118	3.5-10	1.0-7	2-48	2	.	.	2	.	.
17 Kris Frost	13-10	36	60	96	3.0-5	.	2-0	2	2	.	1	.	.
8 Cassanova McKinzy.....	13-10	37	37	74	10.0-58	5.0-45	.	1	20	.	1	.	.
24 Blake Countess.....	13-13	44	27	71	2.5-5	.	2-5	11	.	.	.	1	.
3 Jonathan Jones.....	13-13	45	24	69	1.5-6	.	1-29	13	.	2-0	1	.	.
18 Carlton Davis.....	13-9	38	18	56	2.0-6	0.5-3	3-0	8	.	.	1	.	.
30 Tre' Williams.....	12-3	27	28	55	4.0-4	.	.	.	2	1-0	.	.	.
26 Justin Garrett	12-12	25	25	50	2.5-4	1.0-2	2-21	.	4	1-82	1	.	.
28 Tray Matthews	10-7	25	20	45	1.5-3	.	2-41	2	.	.	1	.	.
1 Montravius Adams.....	13-13	16	28	44	3.0-22	2.5-21	.	1	6	.	2	.	.
95 Dontavious Russell.....	13-10	14	28	42	4.5-11	1.5-5	.	1	8	1-0	.	.	.
94 Devaroe Lawrence	13-0	13	18	31	2.0-7	0.5-3	.	.	5
19 Nick Ruffin	10-2	15	12	27	0.5-0	.	.	4
14 Stephen Roberts	13-4	16	10	26	.	.	.	3
6 DaVonte Lambert.....	12-10	8	16	24	2.5-10	1.0-8	.	1	3
22 Tim Irvin.....	10-1	8	10	18	.	.	.	2	2
55 Carl Lawson	7-7	5	12	17	3.0-13	1.0-7	.	.	11
20 Jeremiah Dinson	9-1	9	6	15
4 Jeff Holland.....	13-0	7	6	13	2.5-12	1.0-8	.	.	2	.	1	.	.
16 JaViere Mitchell.....	13-1	5	8	13	1.0-4	1.0-4
42 Gimel President.....	10-1	8	4	12	2.0-16	2.0-16	.	.	1
59 Raashed Kennion.....	8-2	2	6	8	1.0-2	.	.	.	3
90 Maurice Swain	13-1	3	5	8	.	.	.	1	3
9 Byron Cowart	13-0	1	5	6	6
57 Deshaun Davis.....	12-0	1	4	5	0.5-0
79 Andrew Williams	13-0	1	3	4	1.0-7	1.0-7
47 Cameron Toney.....	1-1	.	3	3
35 Michael Sherwood.....	2-0	2	.	2	.	.	.	1
25 Peyton Barber.....	13-9	2	.	2
48 Montavious Atkinson.....	10-0	1	.	1
36 Kamryn Pettway.....	12-2	.	1	1
4 Jason Smith.....	13-1	1	.	1
5 Ricardo Louis.....	13-8	1	.	1
80 Marcus Davis	13-7	1	.	1
8 Tony Stevens	11-2	1	.	1
6 Jeremy Johnson.....	12-7	1	.	1
Total.....	13-0	487	474	961	54-205	19-136	14-144	53	78	5-82	11	1	.
Opponents.....	13-0	524	456	980	65.0-254	19-141	12-131	38	44	5-0	12	.	.

SPECIAL TEAMS TACKLES

SPECIAL TEAMS	-----Tackles-----			SPECIAL TEAMS	-----Tackles-----		
	Total	KO	Punt		Total	KO	Punt
Tre' Williams.....	4	2	2	Kris Frost.....	1	0	1
Johnathan Ford	4	2	2	Jason Smith.....	1	1	0
JaViere Mitchell	2	2	0	Montavious Atkinson	1	1	0
Nick Ruffin.....	2	2	0	Tim Irvin	1	1	0
Deshaun Davis.....	2	2	0	Cassanova McKinzy	1	1	0
Blake Countess	2	2	0	Kamryn Pettway	1	1	0
Stephen Roberts.....	2	1	1	Tray Matthews.....	1	1	0
TOTALS	25	19	6	TOTALS	25	19	6

2015 SCORING DRIVES

Plays	Yards	TOP	Qtr	Scoring Play
LOUISVILLE				
5	26	1:52	1	Jeremy Johnson 1 yd run
--	--	--	2	Justin Garrett 82 yd fumble recovery
12	49	4:08	2	Daniel Carlson 56 yd field goal
7	75	3:39	3	Ricardo Louis 33 yd pass from Jeremy Johnson
12	72	6:12	4	Ricardo Louis 8 yd run
Total	36	222	15:51	(4 scoring drives)
Avg.	9.0	55.5	3:49	(Season: 4 scoring drives, 36 plays, 473 yds)

Plays	Yards	TOP	Qtr	Scoring Play
JACKSONVILLE STATE				
15	68	4:34	1	Daniel Carlson 27 yd field goal
10	43	3:34	2	Daniel Carlson 49 yd field goal
7	80	3:09	3	Roc Thomas 51 yd pass from Jeremy Johnson
5	31	1:22	4	Melvin Ray 10 yd pass from Jeremy Johnson
6	25	---	OT	Peyton Barber 4 yd run
Total	43	247	12:39	(4 scoring drives)
Avg.	8.6	49.4	3:16	(Season: 8 scoring drives, 79 plays, 720 yds)

Plays	Yards	TOP	Qtr	Scoring Play
LSU				
15	68	4:34	1	Daniel Carlson 27 yd field goal
4	75	1:41	3	Jeremy Johnson 65 yd run
6	59	3:01	3	Melvin Ray 9 yd pass from Jeremy Johnson
10	70	5:28	4	Duke Williams 10 yd pass from Jeremy Johnson
Total	35	272	14:44	(4 scoring drives)
Avg.	8.75	68.0	3:41	(Season: 12 scoring drives, 114 plays, 992 yds)

Plays	Yards	TOP	Qtr	Scoring Play
MISSISSIPPI STATE				
6	43	2:59	3	Daniel Carlson 30 yd field goal
12	54	5:11	3	Daniel Carlson 25 yd field goal
11	56	2:17	4	Daniel Carlson 51 yd field goal
Total	29	153	10:27	(3 scoring drives)
Avg.	9.7	51.0	3:48	(Season: 15 scoring drives, 143 plays, 1145 yds)

Plays	Yards	TOP	Qtr	Scoring Play
SAN JOSE STATE				
5	23	1:32	1	Peyton Barber 2 yd run
7	60	2:18	1	Peyton Barber 2 yd run
9	74	3:20	2	Peyton Barber 5 yd run
8	74	3:14	3	Peyton Barber 1 yd run
2	45	0:53	4	Peyton Barber 36 yd run
Total	31	226	11:17	(5 scoring drives)
Avg.	6.2	45.2	2:15	(Season: 20 scoring drives, 174 plays, 1371 yds)

Plays	Yards	TOP	Qtr	Scoring Play
KENTUCKY				
12	80	3:53	1	Peyton Barber 1 yd run
7	59	2:29	1	Kerryon Johnson 6 yd run
13	63	4:57	2	Daniel Carlson 34 yd field goal
9	56	3:06	2	Daniel Carlson 29 yd field goal
6	24	0:47	2	Daniel Carlson 52 yd field goal
11	67	5:30	4	Peyton Barber 3 yd run
Total	58	349	20:42	(6 scoring drives)
Avg.	9.6	58.2	3:27	(Season: 26 scoring drives, 232 plays, 1720 yds)

Plays	Yards	TOP	Qtr	Scoring Play
ARKANSAS				
16	96	6:03	2	Peyton Barber 1 yd run
13	75	5:51	3	Jason Smith 9 yd run
12	93	5:07	4	Jeremy Johnson 1 yd run
8	50	1:03	4	Daniel Carlson 41 yd field goal
6	25	0:00	OT1	Barber 2 yd run
6	25	0:00	OT2	Barber 2 yd run
5	25	0:00	OT3	Barber 1 yd run
Total	49	314	18:04	(4 scoring drives)
Avg.	12.3	78.5	4:31	(Season: 30 scoring drives, 281 plays, 2034 yds)

Plays	Yards	TOP	Qtr	Scoring Play
OLE MISS				
4	4	1:03	1	Daniel Carlson 52 yd field goal
5	74	1:39	2	Ricardo Louis 47 yd pass from Sean White
9	89	4:00	3	Daniel Carlson 23 yd field goal
10	59	2:20	4	Daniel Carlson 33 yd field goal
5	38	1:37	4	Daniel Carlson 26 yd field goal
Total	33	264	10:39	(5 scoring drives)
Avg.	6.6	52.8	2:07	(Season: 35 scoring drives, 314 plays, 2298 yds)

Plays	Yards	TOP	Qtr	Scoring Play
TEXAS A&M				
11	75	4:43	1	Marcus Davis 9 yd pass from Jeremy Johnson
9	80	4:18	2	Iovon Robinson 1 yd run
7	57	2:31	3	Daniel Carlson 35 yd field goal
9	26	3:49	3	Daniel Carlson 30 yd field goal
10	72	3:44	4	Daniel Carlson 21 yd field goal
10	60	5:58	4	Daniel Carlson 31 yd field goal
Total	56	370	25:03	(6 scoring drives)
Avg.	9.3	61.7	4:11	(Season: 41 scoring drives, 370 plays, 2668 yds, 8366 min.)

Plays	Yards	TOP	Qtr	Scoring Play
GEORGIA				
11	75	4:36	1	Kerryon Johnson 7 yd run
12	53	3:19	2	Daniel Carlson 42 yd field goal
7	16	1:42	4	Daniel Carlson 38 yd field goal
Total	30	144	9:37	(3 scoring drives)
Avg.	10.0	48.0	3:12	(Season: 44 scoring drives, 400 plays, 2812 yds)

Plays	Yards	TOP	Qtr	Scoring Play
IDAHO				
8	66	2:29	1	Peyton Barber 2 yd run
7	65	2:17	1	Iovon Robinson 1 yd run
14	75	5:12	2	Jeremy Johnson 1 yd run
4	23	1:40	2	Ricardo Louis 15 yd pass from Jeremy Johnson
5	--	--	2	Johnathan Ford 48 yd interception return
5	31	1:42	3	Tony Stevens 5 yd pass from Jeremy Johnson
5	81	1:10	3	Jeremy Johnson 2 yd run
2	77	0:45	4	Roc Thomas 56 yd run
Total	45	418	15:15	(7 scoring drives)
Avg.	6.4	59.7	2:11	(Season: 51 scoring drives, 445 plays, 3230 yds, 9858 min.)

Plays	Yards	TOP	Qtr	Scoring Play
IDAHO				
9	68	3:53	1	Daniel Carlson 24 yd field goal
7	22	3:23	1	Daniel Carlson 44 yd field goal
3	75	0:47	3	Jason Smith 77 yd pass from Jeremy Johnson
Total	19	165	8:03	(3 scoring drives)
Avg.	6.3	55.0	2:41	(Season: 54 scoring drives, 464 plays, 3395 yds, 10341 min.)

Plays	Yards	TOP	Qtr	Scoring Play
MEMPHIS				
12	72	6:25	1	Daniel Carlson 20 yd field goal
10	70	4:24	1	Kerryon Johnson 8 yd run
8	44	3:35	3	Jason Smith 11 yd pass from Jeremy Johnson
8	76	2:36	4	Jeremy Johnson 5 yd run
2	6	0:57	4	Iovon Robinson 4 yd run
Total	40	268	17:57	(5 scoring drives)
Avg.	8.0	53.6	3:35	(Season: 59 scoring drives, 504 plays, 3663 yds, 11418 min.)

Average Scoring Drive: Plays: 8.5 • Yards: 62.1 • Time: 3:13

MISCELLANEOUS STATISTICS

Average Time of Possession (by Quarter)

	1	2	3	4	Total
AUBURN	7:05	7:15	6:46	7:14	28:21
Opponents	7:54	7:44	8:13	7:45	31:38

Third Down Conversions (by Quarter)

	1	2	3	4	OT	Total
AUBURN	26-48	15-47	15-37	15-43	3-4	74-179
Pct.	54.2%	31.9%	40.5%	34.9%	75.0%	41.3%
Opponents	20-40	29-59	22-48	17-47	1-4	89-198
Pct.	50.0%	49.2%	45.8%	36.2%	25.0%	44.9%

Third Down Conversions (by Yardage)

	Yards to go	1-3	4-6	7-9	10+	Total
AUBURN	42-65	14-35	12-42	6-38		74-179
Pct.	64.6%	40.0%	28.6%	15.7%		41.3%
Opponents	42-65	18-40	13-36	12-44		89-198
Pct.	64.6%	45.0%	36.1%	27.3%		44.9%

Red Zone

AU Scores/Times in Red Zone: 46/51 (90.2)
 AU TDs/Times in Red Zone: 32/51 (62.7)
 Scores (46): 32 TD, 14 FG
 Non-Scores (5): 2 FGA, 2 Fumbles, 1 INT, 0 Downs, 0 Half
 Opp. Scores/Times in Red Zone: 40/53 (75.5)
 Opp. TDs/Times in Red Zone: 27/53 (54.0)
 Scores (40): 27 TD, 13 FG
 Non-Scores (13): 5 Downs, 3 FGA, 4 INT, 1 Fumble, 0 Half

Turnovers

Takeaways – 19, Giveaways – 17
 Difference – (+2)
 Points Off TOs – AU 75, Opp. 44
 Points Off TOs/Game – AU 5.8, Opp. 3.4

Kickoffs

Kickoffs – 70 for 4430 yards (63.3 avg.)
 Carlson – 69 KO, 49 TB, 3 OB, 18 returns
 Touchbacks – 49
 Out of Bounds – 3
 On-side kicks – 0-for-2
 Opp. Returns – 18 for 381 yards (21.2 avg.)

2015 GAME-BY-GAME TEAM STATISTICS

Game	Score	First Downs		Rushing		Passing			Total Off.	Punts	Fum.	Penalties	3rd	Time of
		Tot	Ru-Pa-Pe	No-Yds-TD	C-A-I	Yds	TD	Pl-Yds	No-Avg	F-L	No-Yds	Downs	Poss	
Louisville	24	27	17-9-1	48-238-3	17-33-1	167	0	81-405	3-39.3	3-1	5-35	8-16	30:50	
vs. Auburn (#6)	31	21	11-8-2	41-190-2	11-21-3	137	1	62-327	2-47.0	0-0	8-80	4-10	29:10	
Jacksonville State	20	28	12-14-2	46-161-1	26-43-1	277	1	89-438	2-29.5	4-0	5-36	8-17	35:25	
at Auburn (#6)	27	23	10-13-0	38-165-1	21-32-2	236	2	70-401	3-38.3	2-1	3-40	7-12	24:35	
Auburn (#18)	21	16	10-5-1	37-160-1	11-19-1	100	2	56-260	6-50.0	2-1	4-26	3-10	26:23	
at LSU (#13)	45	20	14-5-1	48-411-5	12-17-0	74	1	65-485	3-40.3	0-0	5-43	6-11	33:37	
Mississippi State	17	18	4-14-0	21-56-0	29-41-0	270	2	62-326	5-41.8	1-1	4-30	4-12	23:50	
vs. Auburn (#25)	9	25	16-9-0	50-201-0	20-28-1	188	0	78-389	5-41.4	3-0	6-40	4-14	36:10	
San José State	21	22	9-12-1	38-182-2	21-33-2	224	1	71-406	1-42.0	3-2	2-15	6-12	33:57	
at Auburn	35	15	12-3-0	48-234-5	6-10-0	108	0	58-342	2-40.5	4-0	1-15	6-11	26:03	
Auburn	30	21	9-11-1	47-152-3	17-28-0	255	0	75-407	5-40.8	0-0	5-49	11-18	29:27	
at Kentucky	27	25	6-17-2	33-138-3	27-44-1	359	0	77-497	4-35.8	0-0	5-37	5-13	30:33	
Auburn	46	22	8-13-1	51-162-6	19-34-0	254	0	86-416	6-36.2	1-0	2-25	8-17	27:09	
at Arkansas	54	29	14-14-1	49-213-4	20-32-1	244	3	81-457	4-42.5	2-0	3-25	9-16	32:51	
Ole Miss	27	27	9-18-0	39-156-1	34-52-2	402	2	91-558	5-40.4	2-0	7-40	7-18	33:30	
at Auburn	19	18	8-10-0	41-125-0	13-32-1	302	1	73-427	5-45.6	0-0	3-20	2-15	26:30	
Auburn	26	20	16-4-0	52-311-1	13-17-0	132	1	69-443	3-34.7	1-0	6-78	9-17	33:57	
at Texas A&M (#25)	10	21	10-8-3	38-166-0	18-35-3	137	1	73-303	2-41.5	0-0	3-20	10-16	26:03	
Georgia	20	15	8-6-1	45-146-1	12-17-0	97	0	62-243	5-40.6	2-0	5-48	5-14	35:49	
at Auburn	13	16	14-1-1	37-237-1	15-27-1	62	0	64-275	5-39.6	2-2	2-16	4-14	24:11	
Idaho	34	26	10-11-5	37-123-3	29-48-2	356	1	85-479	3-38.7	2-1	4-38	8-18	32:48	
at Auburn	56	25	14-9-2	51-297-5	13-19-0	163	2	70-460	5-37.0	2-0	11-107	7-13	27:12	
Alabama (#2)	29	24	13-8-3	50-286-1	17-26-0	179	1	76-465	3-48.3	0-0	7-65	5-16	35:23	
at Auburn	13	12	6-4-2	37-91-0	10-23-0	169	1	60-260	5-40.4	2-1	8-62	3-15	24:37	
Auburn	31	23	16-7-0	56-252-3	10-16-3	150	1	72-402	3-39.7	0-0	3-45	6-13	34:17	
vs. Memphis	10	13	5-6-2	31-99-0	16-37-1	106	0	68-205	6-47.2	1-0	6-40	8-19	25:43	

STARTING LINEUPS

OFFENSE	QB	RB/HB	HB/RB/WR/TE	WR	WR	WR/RB/TE	LT	LG	C	RG	RT
vs. Louisville	J. Johnson	R. Thomas	C. Cox (HB)	D. Williams	R. Louis	M. Ray (WR)	S. Coleman	A. Kozan	A. Golson	B. Smith	A. Young
Jacksonville State	J. Johnson	P. Barber	C. Cox (HB)	D. Williams	R. Louis	M. Ray (WR)	S. Coleman	A. Kozan	A. Golson	D. Danzey	B. Smith
at LSU	J. Johnson	P. Barber	C. Cox (HB)	D. Williams	R. Louis	M. Ray (WR)	S. Coleman	A. Kozan	A. Golson	B. Smith	A. Young
Mississippi State	S. White	P. Barber	K. Pettway (HB)	D. Williams	S. Truitt	M. Ray (WR)	S. Coleman	A. Kozan	A. Golson	B. Smith	A. Young
San José State	S. White	P. Barber	K. Johnson (RB)	D. Williams	M. Davis	M. Ray (WR)	S. Coleman	A. Kozan	A. Golson	B. Smith	A. Young
at Kentucky	S. White	R. Thomas	C. Cox (HB)	M. Davis	R. Louis	M. Ray (WR)	S. Coleman	A. Kozan	A. Golson	B. Smith	A. Young
at Arkansas	S. White	P. Barber	C. Cox (HB)	M. Davis	S. Truitt	M. Ray (WR)	S. Coleman	A. Kozan	A. Golson	B. Smith	A. Young
Ole Miss	S. White	J. Robinson	C. Cox (HB)	R. Louis	M. Ray	R. Leff (TE)	S. Coleman	A. Kozan	A. Golson	B. Smith	A. Young
at Texas A&M	J. Johnson	C. Cox (HB)	T. Stevens (WR)	R. Louis	M. Davis	M. Ray (WR)	S. Coleman	A. Kozan	A. Golson	B. Smith	A. Young
Georgia	J. Johnson	P. Barber	C. Cox (HB)	J. Wallace	M. Davis	T. Stevens (WR)	S. Coleman	A. Kozan	A. Golson	B. Smith	A. Young
Idaho	J. Johnson	P. Barber	K. Pettway (HB)	R. Louis	M. Davis	M. Ray (WR)	R. Leff	A. Kozan	A. Golson	B. Smith	A. Young
Alabama	J. Johnson	P. Barber	C. Cox (HB)	R. Louis	M. Ray	J. Smith (WR)	S. Coleman	A. Kozan	D. Danzey	B. Smith	A. Young
Memphis	S. White	P. Barber	R. Thomas (RB)	M. Davis	M. Ray	C. Cox (HB)	S. Coleman	A. Kozan	D. Danzey	B. Smith	A. Young

DEFENSE	DE/BUCK	DT	DT/DE	DE	LB	LB	LB/Nickel/BUCK	CB	CB	SAF	SAF
vs. Louisville	C. Lawson	M. Adams	D. Russell	D. Lambert	K. Frost	J. Garrett	T. Irvin (NK)	B. Countess	J. Jones	T. Matthews	J. Ford
Jacksonville State	R. Kennion	M. Adams	D. Russell	D. Lambert	K. Frost	J. Garrett	J. Halsey (NK)	B. Countess	J. Jones	N. Ruffin	J. Ford
LSU	M. Swain	M. Adams	D. Lambert	D. Russell	K. Frost	C. McKinzy	C. Toney (BUCK)	B. Countess	J. Jones	T. Matthews	J. Ford
Mississippi State	R. Kennion	M. Adams	D. Lambert	D. Russell	T. Williams	J. Garrett	J. Dinson (NK)	C. Davis	J. Jones	T. Matthews	B. Countess
San José State	C. McKinzy (BK)	M. Adams	D. Russell	D. Lambert	K. Frost	J. Garrett	J. Mitchell (LB)	B. Countess	J. Jones	T. Matthews	J. Ford
at Kentucky	C. McKinzy (BK)	M. Adams	D. Russell	D. Lambert	K. Frost	J. Garrett	B. Countess (NK)	C. Davis	J. Jones	T. Matthews	J. Ford
at Arkansas	C. McKinzy (BK)	M. Adams	D. Russell	D. Lambert	T. Williams	J. Garrett	B. Countess (NK)	C. Davis	J. Jones	T. Matthews	J. Ford
Ole Miss	C. McKinzy (BK)	M. Adams	C. Lawson (DE)	D. Lambert	T. Williams	J. Garrett	J. Ford (NK)	C. Davis	J. Jones	T. Matthews	B. Countess
at Texas A&M	C. McKinzy (BK)	M. Adams	C. Lawson (DE)	D. Lambert	K. Frost	J. Garrett	J. Ford (NK)	C. Davis	J. Jones	N. Ruffin	B. Countess
Georgia	C. McKinzy (BK)	M. Adams	D. Russell	C. Lawson	K. Frost	J. Garrett	J. Ford (NK)	C. Davis	J. Jones	S. Roberts	B. Countess
Idaho	C. Lawson	M. Adams	D. Russell	G. President	K. Frost	J. Garrett	C. McKinzy (LB)	C. Davis	J. Jones	S. Roberts	B. Countess
Alabama	C. McKinzy (BK)	M. Adams	D. Lambert	C. Lawson	K. Frost	J. Garrett	J. Ford (NK)	C. Davis	J. Jones	S. Roberts	B. Countess
Memphis	C. McKinzy (BK)	M. Adams	D. Russell	C. Lawson	K. Frost	J. Garrett	J. Ford (NK)	C. Davis	J. Jones	S. Roberts	B. Countess

2015 GAME-BY-GAME INDIVIDUAL STATISTICS

Passing			Field Goals		Punting	
C-A-Yds-Int, TD	#6 Johnson	#13 White	Made, (Missed)	#38 Carlson	No.-Avg, In 20	#91 Phillips
Louisville	11-21-137-3, 1	DNP	Louisville	56	Louisville	2-47.0, 1
JSU	21-32-236-2, 2	DNP	JSU	27, 49	JSU	3-38.3, 3
at LSU (#6)	11-19-100-1, 2	DNP	at LSU (#6)	---	at LSU (#6)	6-50.0, 2
Mississippi St.	DNP	20-28-188-1, 0	Mississippi St.	30, 25, 51 (26)	Mississippi St.	5-41.4, 1
San José St.	---	6-10-108-0, 0	San José St.	(55), (25)	San José St.	2-40.5, 2
at Kentucky	---	17-27-255-0, 0	at Kentucky	34, 29, 52	at Kentucky	5-40.8, 2
at Arkansas	---	19-32-254-0, 0	at Arkansas	41	at Arkansas	6-36.2
Ole Miss	1-3-44-0	12-28-258-1, 1	Ole Miss	52, 23, 33, 26	Ole Miss	5-45.6, 1
at Texas A&M	13-17-132-0, 1	DNP	at Texas A&M	35, 30, 21, 31	at Texas A&M	3-34.7, 0
Georgia	14-22-61-1	1-5-0-0	Georgia	42, 38	Georgia	5-39.6
Idaho	13-19-163-0, 2	DNP	Idaho	--	Idaho	5-37.0
Alabama	10-23-169-0, 1	DNP	Alabama	24, 44, (48)	Alabama	5-40.4
Memphis	1-1-1-0, 1	8-13-102-2, 0	Memphis	20	Memphis	3-39.7

Rushing

No.-Yds, TD	#5 Louis	#6 J. Johnson	#9 Thomas	#21 K. Johnson	#25 Barber	#29 Robinson	#10 Truitt	#13 White	#80 Davis	#4 J. Smith	#83 R. Davis
Louisville	4-21, 1	5-16, 1	6-27	--	24-115	2-16	--	DNP	--	--	DNP
JSU	1-3	4-7	8-22	2-8	23-125, 1	DNP	--	DNP	--	--	DNP
at LSU (#6)	2-6	12-41, 1	8-37	4-14	7-34	2-4	2-24	DNP	--	--	DNP
Mississippi St.	--	DNP	3-18	5-28	27-137	DNP	2-5	11-29	1-(-8)	--	DNP
San José St.	4-17	--	4-39	5-21	28-147, 5	DNP	DNP	4-18	--	--	DNP
at Kentucky	1-9	--	4-8	9-36, 1	26-92, 2	DNP	--	6-7	--	--	--
at Arkansas	1-8	1-1, 1	DNP	7-36	37-120, 4	DNP	2-(-1)	3-(-6)	--	1-9, 1	--
Ole Miss	--	4-15	1-3	5-7	8-17	18-91	DNP	4-(-6)	--	--	--
at Texas A&M	6-43	--	--	3-19	13-41	27-159, 1	DNP	DNP	--	1-24	1-28
Georgia	2-14	7-31	--	2-10	13-72	12-93	DNP	1-(-7)	--	--	--
Idaho	3-18	5-23, 2	4-78, 1	1-3	12-47, 1	15-99, 1	DNP	DNP	--	1-(-5)	--
Alabama	4-25	6-(-18)	--	3-7	8-29	14-51	DNP	DNP	--	2-3	--
Memphis	1-0	3-26, 1	5-29	6-25, 1	12-43	27-126, 1	DNP	1-0	--	1-6	--

Receiving

No.-Yds, TD	#1 D. Williams	#4 Smith	#5 Louis	#8 Stevens	#9 Thomas	#10 Truitt	#12 Wallace	#29 Robinson	#80 Davis	#83 Davis	#82 Ray
Louisville	3-40	1-7	3-54, 1	--	--	--	--	--	1-2	DNP	2-19
JSU	2-22	--	10-76	--	2-73, 1	--	--	DNP	1-11	DNP	3-32, 1
at LSU (#6)	2-19, 1	1-4	1-2	--	2-36	1-13	--	--	--	DNP	1-9, 1
Mississippi St.	4-49	1-6	2-14	--	3-12	--	--	DNP	1-22	DNP	3-24
San José St.	1-17	--	3-47	DNP	1-42	DNP	--	DNP	1-2	DNP	--
at Kentucky	DNP	2-13	7-154	1-9	--	--	--	DNP	5-49	--	--
at Arkansas	DNP	2-54	6-79	2-18	DNP	--	--	DNP	1-1	--	3-55
Ole Miss	DNP	--	4-137, 1	2-55	3-37	DNP	--	--	2-20	--	1-44
at Texas A&M	DNP	2-11	--	2-38	--	DNP	--	--	4-10, 1	--	2-30
Georgia	DNP	--	4-22	1-1	--	DNP	--	--	8-31	--	--
Idaho	DNP	1-15	4-90, 1	3-28, 1	--	DNP	--	--	3-22	--	1-10
Alabama	DNP	2-82, 1	1-24	1-3	--	DNP	--	1-20	1-4	--	2-5
Memphis	DNP	1-11, 1	1-17	2-25	--	DNP	--	--	2-7	--	2-50

No.-Yds, TD	#25 Barber	#27 Cox	#21 Johnson	#87 King	#36 Pettway
Louisville	1-15	--	--	--	--
JSU	1-9	1-6	1-7	--	--
at LSU (#6)	--	--	3-17	--	--
Mississippi St.	2-19	1-10	3-32	--	--
San José St.	--	--	--	--	--
at Kentucky	1-16	--	1-14	--	--
at Arkansas	1-11	--	1-11	2-13	1-12
Ole Miss	--	1-9	--	--	--
at Texas A&M	--	--	--	--	--
Georgia	--	--	--	--	--
Idaho	--	--	1-(-2)	--	--
Alabama	2-31	--	--	--	--
Memphis	1-3	--	1-37	DNP	--

2015 GAME-BY-GAME INDIVIDUAL STATISTICS

Defensive Linemen

Solo+Ast=Total	#1 Adams	#6 Lambert	#9 Cowart	#42 President	#55 Lawson	#59 Kennion	#94 Lawrence	#95 Russell
Louisville	3+4=7	0+1=1	0+2=2	--	0+4=4	0+1=1	1+1=2	1+5=6
JSU	2+4=6	0+4=4	--	--	DNP	2+0=2	--	3+2=5
at LSU (#6)	1+1=2	--	0+1=1	2+2=4	DNP	0+1=1	1+5=6	--
Mississippi St.	0+1=1	1+0=1	0+1=1	--	DNP	0+3=3	0+1=1	0+2=2
San José St.	2+2=4	1+3=4	--	DNP	DNP	--	--	2+3=5
at Kentucky	1+1=2	2+1=3	--	--	DNP	DNP	--	0+2=2
at Arkansas	2+4=6	0+2=2	--	2+2=4	DNP	0+1=1	2+3=5	1+6=7
Ole Miss	2+3=5	--	--	--	0+1=1	--	1+4=5	3+1=4
at Texas A&M	1+0=1	0+3=3	0+1=1	DNP	3+2=5	--	2+1=3	0+2=2
Georgia	1+2=3	2+1=3	--	--	0+1=1	DNP	3+2=5	1+2=3
Idaho	0+2=2	--	1+0=1	3+0=3	0+1=1	--	0+1=1	0+1=1
Alabama	1+2=3	2+1=3	--	--	1+1=2	DNP	1+0=1	0+2=2
Memphis	0+2=2	--	--	1+0=1	1+2=3	--	2+0=2	3+0=3

Solo+Ast=Total	#90 Swain	#47 Toney	#74 A. Williams
Louisville	--	DNP	--
JSU	0+1=1	DNP	--
at LSU (#6)	0+3=3	0+3=3	--
Mississippi St.	0+1=1	DNP	--
San José St.	--	DNP	--
at Kentucky	1+0=1	DNP	0+1=1
at Arkansas	--	DNP	--
Ole Miss	2+0=2	DNP	--
at Texas A&M	0+1=1	DNP	--
Georgia	--	DNP	--
Idaho	--	DNP	1+1=2
Alabama	--	DNP	0+1=1
Memphis	--	--	--

Linebackers

Solo+Ast=Total	#4 Holland	#8 McKinzy	#16 Mitchell	#17 Frost	#26 Garrett	#30 T. Williams	#33 Flowers	#57 Davis
Louisville	1+0=1	4+2=6	--	0+8=8	2+2=4	1+4=5	--	--
JSU	1+1=2	8+5=13	1+0=1	2+6=8	--	1+0=1	--	--
at LSU (#6)	1+1=2	1+8=9	2+1=3	0+10=10	DNP	2+8=10	--	0+2=2
Mississippi St.	1+0=1	2+2=4	--	4+1=5	0+1=1	1+2=3	--	--
San José St.	--	2+2=4	1+3=4	5+7=12	1+2=3	DNP	--	--
at Kentucky	0+1=1	1+1=2	--	7+4=11	4+3=7	2+2=4	--	--
at Arkansas	2+1=3	2+4=6	0+1=1	2+3=5	6+2=8	1+0=1	--	--
Ole Miss	--	6+3=9	--	2+4=6	1+5=6	1+3=4	--	--
at Texas A&M	--	4+2=6	0+2=2	3+6=9	1+2=3	1+3=4	--	0+2=2
Georgia	0+1=1	3+4=7	0+1=1	5+4=9	2+2=4	2+2=4	--	--
Idaho	0+1=1	--	1+0=1	1+1=2	1+2=3	7+0=7	--	1+0=1
Alabama	--	4+4=8	--	1+4=5	5+2=7	7+1=8	--	DNP
Memphis	1+0=1	--	--	4+2=6	2+2=4	1+3=4	--	--

Defensive Backs

Solo+Ast=Total	#3 J. Jones	#18 Davis	#19 Ruffin	#20 Dinson	#22 Irvin	#23 Ford	#24 Countess	#28 Matthews
Louisville	1+3=4	1+0=1	1+1=2	3+1=4	0+4=4	8+4=12	1+1=2	4+4=8
JSU	6+1=7	2+0=2	2+5=7	1+0=1	1+3=4	9+3=12	2+1=3	--
at LSU (#6)	2+3=5	--	2+1=3	0+3=3	1+1=2	2+8=10	2+2=4	1+4=5
Mississippi St.	2+4=6	5+1=6	DNP	2+1=3	2+0=2	1+0=1	7+2=9	4+2=6
San José St.	4+0=4	0+1=1	DNP	--	DNP	11+3=14	4+1=5	3+5=8
at Kentucky	6+3=9	2+0=2	DNP	--	--	9+5=14	2+4=6	--
at Arkansas	4+1=5	5+3=8	DNP	--	1+0=1	4+5=9	3+2=5	3+2=5
Ole Miss	6+3=9	7+2=9	--	0+1=1	--	8+6=14	4+1=5	3+1=4
at Texas A&M	3+1=4	1+1=2	3+3=6	3+0=3	0+1=1	3+7=10	3+2=5	DNP
Georgia	1+1=2	3+2=5	4+1=5	DNP	--	0+1=1	4+3=7	DNP
Idaho	1+0=1	1+1=2	2+1=3	DNP	3+1=4	4+3=7	6+2=8	6+1=7
Alabama	8+3=11	5+2=7	--	DNP	--	7+2=9	4+2=6	--
Memphis	1+1=2	6+5=11	1+0=1	--	--	2+3=5	2+4=6	1+1=2

Solo+Ast=Total	#14 S. Roberts	#41 M. Atkinson
Louisville	--	--
JSU	--	--
at LSU (#6)	--	--
Mississippi St.	--	--
San José St.	1+0=1	1+0=1
at Kentucky	0+1=1	--
at Arkansas	--	--
Ole Miss	--	--
at Texas A&M	1+2=3	--
Georgia	5+2=7	DNP
Idaho	5+1=6	--
Alabama	3+3=6	DNP
Memphis	1+1=2	--

2015 SUPERLATIVES

Auburn Team Superlatives

Rushes	52	at Arkansas (Oct 24, 2015)
.....		at Texas A&M (Nov 07, 2015)
Yards Rushing	311	at Texas A&M (Nov 07, 2015)
Yards Per Rush	6.0	at Texas A&M (Nov 07, 2015)
TD Rushes	6	at Arkansas (Oct 24, 2015)
Pass attempts.....	34	at Arkansas (Oct 24, 2015)
Pass completions.....	21	vs Jacksonville State (Sep 12, 2015)
Yards Passing.....	302	vs Ole Miss (Oct 31, 2015)
Yards Per Pass.....	10.8	vs San Jose State (Oct 03, 2015)
TD Passes.....	2	vs Jacksonville State (Sep 12, 2015)
.....		at LSU (Sep 19, 2015)
.....		vs Idaho (Nov 21, 2015)
Total Plays.....	86	at Arkansas (Oct 24, 2015)
Total Offense	460	vs Idaho (Nov 21, 2015)
Yards Per Play	6.6	vs Idaho (Nov 21, 2015)
Points	56	vs Idaho (Nov 21, 2015)
Sacks By	4	vs Louisville (Sep 05, 2015)
First Downs	25	vs Mississippi State (Sep 26, 2015)
.....		vs Idaho (Nov 21, 2015)
Penalties	11	vs Idaho (Nov 21, 2015)
Penalty Yards.....	107	vs Idaho (Nov 21, 2015)
Turnovers	3	vs Louisville (Sep 05, 2015)
.....		vs Jacksonville State (Sep 12, 2015)
.....		vs Georgia (Nov 14, 2015)
Interceptions By.....	3	at Texas A&M (Nov 07, 2015)
Punts	6	at LSU (Sep 19, 2015)
.....		at Arkansas (Oct 24, 2015)
Punting Avg.....	50.0	at LSU (Sep 19, 2015)
Long Punt.....	56	at LSU (Sep 19, 2015)
Punts inside 20	3	vs Jacksonville State (Sep 12, 2015)
.....		vs Alabama (Nov 28, 2015)
Long Punt Return.....	27	at LSU (Sep 19, 2015)

Auburn Individual Superlatives

Rushes	37	Peyton Barber at Arkansas (Oct 24, 2015)
Yards Rushing	159	Jovon Robinson at Texas A&M (Nov 07, 2015)
TD Rushes	5	Peyton Barber vs San Jose State (Oct 03, 2015)
Long Rush	65	Jeremy Johnson at LSU (Sep 19, 2015)
Pass attempts.....	32	Jeremy Johnson vs Jacksonville State (Sep 12, 2015)
.....		Sean White at Arkansas (Oct 24, 2015)
Pass completions.....	21	Jeremy Johnson vs Jacksonville State (Sep 12, 2015)
Yards Passing.....	258	Sean White vs Ole Miss (Oct 31, 2015)
TD Passes.....	2	Jeremy Johnson vs Jacksonville State (Sep 12, 2015)
.....		Jeremy Johnson at LSU (Sep 19, 2015)
.....		Jeremy Johnson vs Idaho (Nov 21, 2015)
Long Pass.....	77	Jeremy Johnson vs Alabama (Nov 28, 2015)
Receptions	10	Ricardo Louis vs Jacksonville State (Sep 12, 2015)
Yards Receiving.....	154	Ricardo Louis at Kentucky (Oct 15, 2015)
TD Receptions.....	1	11 times
Long Reception	77	Jason Smith vs Alabama (Nov 28, 2015)
Field Goals.....	4	Daniel Carlson vs Ole Miss (Oct 31, 2015)
.....		Daniel Carlson at Texas A&M (Nov 07, 2015)
Long Field Goal.....	56	Daniel Carlson vs Louisville (Sep 05, 2015)
Punts	6	Kevin Phillips at LSU (Sep 19, 2015)
.....		Kevin Phillips at Arkansas (Oct 24, 2015)
Punting Avg.....	50.0	Kevin Phillips at LSU (Sep 19, 2015)
Long Punt.....	56	Kevin Phillips at LSU (Sep 19, 2015)
Punts inside 20	3	Kevin Phillips vs Jacksonville State (Sep 12, 2015)
.....		Kevin Phillips vs Alabama (Nov 28, 2015)
Long Punt Return.....	56	Marcus Davis vs Memphis (Dec 30, 2015)
Long Kickoff Return....	61	Blake Countess vs San Jose State (Oct 03, 2015)
Tackles 14	Johnathan Ford vs San Jose State (Oct 03, 2015)	
.....	Johnathan Ford at Kentucky (Oct 15, 2015)	
.....	Johnathan Ford vs Ole Miss (Oct 31, 2015)	
Sacks	2	Cassanova McKinzy vs Jacksonville State (Sep 12, 2015)
Tackles For Loss.....	3.0	Cassanova McKinzy vs Jacksonville State (Sep 12, 2015)
Interceptions.....	1	14 times

Opponent Team Superlatives

Rushes	50	vs Alabama (Nov 28, 2015)
Yards Rushing	411	at LSU (Sep 19, 2015)
Yards Per Rush.....	8.6	at LSU (Sep 19, 2015)
TD Rushes	5	at LSU (Sep 19, 2015)
Pass attempts.....	52	vs Ole Miss (Oct 31, 2015)
Pass completions.....	34	vs Ole Miss (Oct 31, 2015)
Yards Passing.....	402	vs Ole Miss (Oct 31, 2015)
Yards Per Pass.....	8.2	at Kentucky (Oct 15, 2015)
TD Passes.....	3	at Arkansas (Oct 24, 2015)
Total Plays.....	91	vs Ole Miss (Oct 31, 2015)
Total Offense	558	vs Ole Miss (Oct 31, 2015)
Yards Per Play	7.5	at LSU (Sep 19, 2015)
Points	54	at Arkansas (Oct 24, 2015)
Sacks By	5	at LSU (Sep 19, 2015)
First Downs	29	at Arkansas (Oct 24, 2015)
Penalties	7	vs Ole Miss (Oct 31, 2015)
.....		vs Alabama (Nov 28, 2015)
Penalty Yards.....	65	vs Alabama (Nov 28, 2015)
Turnovers	4	vs San Jose State (Oct 03, 2015)
Interceptions By.....	3	vs Louisville (Sep 05, 2015)
Punts	5	vs Mississippi State (Sep 26, 2015)
.....		vs Ole Miss (Oct 31, 2015)
.....		vs Georgia (Nov 14, 2015)
Punting Avg.....	48.3	vs Alabama (Nov 28, 2015)
Long Punt.....	54	vs Mississippi State (Sep 26, 2015)
Punts inside 20	4	at Arkansas (Oct 24, 2015)
Long Punt Return.....	53	vs Georgia (Nov 14, 2015)

Opponent Individual Superlatives

Rushes	46	Derrick Henry, vs Alabama (Nov 28, 2015)
Yards Rushing	271	Derrick Henry, vs Alabama (Nov 28, 2015)
TD Rushes	3	L. Fournette, at LSU (Sep 19, 2015)
Long Rush	71	L. Fournette, at LSU (Sep 19, 2015)
Pass attempts.....	51	Chad Kelly, vs Ole Miss (Oct 31, 2015)
Pass completions.....	33	Chad Kelly, vs Ole Miss (Oct 31, 2015)
Yards Passing.....	381	Chad Kelly, vs Ole Miss (Oct 31, 2015)
TD Passes.....	3	Brandon Allen, at Arkansas (Oct 24, 2015)
Long Pass.....	71	Matt Linehan, vs Idaho (Nov 21, 2015)
Receptions	14	Josh Barge, vs Jacksonville State (Sep 12, 2015)
Yards Receiving.....	161	C Hightower, vs Idaho (Nov 21, 2015)
TD Receptions.....	2	Drew Morgan, at Arkansas (Oct 24, 2015)
Long Reception	71	C Hightower, vs Idaho (Nov 21, 2015)
Field Goals.....	5	Adam Griffith, vs Alabama (Nov 28, 2015)
Long Field Goal.....	50	Taylor Bertolet, at Texas A&M (Nov 07, 2015)
.....		Adam Griffith, vs Alabama (Nov 28, 2015)
Punts	5	Logan Cooke, vs Mississippi State (Sep 26, 2015)
Punting Avg.....	48.3	JK Scott, vs Alabama (Nov 28, 2015)
Long Punt.....	54	Logan Cooke, vs Mississippi State (Sep 26, 2015)
Punts inside 20	4	Toby Baker, at Arkansas (Oct 24, 2015)
Long Punt Return.....	53	Isaiah McKenzie, vs Georgia (Nov 14, 2015)
Long Kickoff Return....	39	Speedy Noil, at Texas A&M (Nov 07, 2015)
Tackles	16	Dre Greenlaw, at Arkansas (Oct 24, 2015)
Sacks	2.0	Davon Godchaux, at LSU (Sep 19, 2015)
.....		Richie Brown, vs Mississippi State (Sep 26, 2015)
.....		Marquis Haynes, vs Ole Miss (Oct 31, 2015)
.....		Tim Williams, vs Alabama (Nov 28, 2015)
Tackles For Loss.....	3.0	Richie Brown, vs Mississippi State (Sep 26, 2015)
.....		Marquis Haynes, vs Ole Miss (Oct 31, 2015)
Interceptions.....	2	Harvey-Clemons, vs Louisville (Sep 05, 2015)

2015 PLAYS OF 20+ YARDS

Yards	Type	Player(s)	Opponent	Qtr.
82 (TD)	FR	Justin Garrett	Louisville	2
77 (TD)	Pass	Jason Smith from Jeremy Johnson	Alabama	3
65 (TD)	Rush	Jeremy Johnson	LSU	3
61	KR	Blake Countess	San José State	1
58	KR	Johnathan Ford	San José State	3
56	Punt	Marcus Davis	Memphis	4
56	Pass	Ricardo Louis from Jeremy Johnson	Idaho	2
56 (TD)	Rush	Roc Thomas	Idaho	4
51 (TD)	Pass	Roc Thomas from Jeremy Johnson	Jacksonville State	3
48 (TD)	INT	Johnathan Ford	Idaho	2
47 (TD)	Pass	Ricardo Louis from Sean White	Ole Miss	2
46	Pass	Ricardo Louis from Sean White	Ole Miss	3
46	Pass	Jason Smith from Sean White	Arkansas	4
46	KR	Johnathan Ford	Jacksonville State	4
45	KR	Kerryon Johnson	Idaho	4
45	Rush	Jovon Robinson	Texas A&M	1
44	Pass	Tony Stevens from Jeremy Johnson	Ole Miss	4
44	Pass	Melvin Ray from Sean White	Ole Miss	3
42	Pass	Roc Thomas from Sean White	San José State	1
41	Pass	Ricardo Louis from Sean White	Kentucky	1
40	KR	Kerryon Johnson	LSU	3
37	Pass	Kerryon Johnson from Kevin Phillips	Memphis	1
36	KR	Johnathan Ford	Idaho	3
36 (TD)	Rush	Peyton Barber	San José State	4
35	INT	Tray Matthews	Louisville	1
34	Pass	Kerryon Johnson from Jeremy Johnson	Texas A&M	3
34	KR	Kerryon Johnson	Kentucky	3
34	Pass	Ricardo Louis from Sean White	Kentucky	4
33	Rush	Jovon Robinson	Georgia	2
33 (TD)	Pass	Ricardo Louis from Jeremy Johnson	Louisville	3
32	Pass	Tony Stevens from Jeremy Johnson	Texas A&M	4
32	KR	Kerryon Johnson	Kentucky	1
31	KR	Kerryon Johnson	Ole Miss	4
31	Pass	Ricardo Louis from Sean White	San José State	2
31	Rush	Sean White	Mississippi State	3
30	KR	Johnathan Ford	Idaho	1
30	KR	Blake Countess	Arkansas	3
30	KR	Kerryon Johnson	LSU	4
29	Pass	Melvin Ray from Sean White	Memphis	3
29	INT	Jonathan Jones	Idaho	3
28	Pass	Peyton Barber from Jeremy Johnson	Alabama	1
28	Rush	Ryan Davis	Texas A&M	3
28	Pass	Ricardo Louis from Sean White	Ole Miss	2
28	Pass	Ricardo Louis from Sean White	Arkansas	4
28	Rush	Peyton Barber	San José State	4
28	KR	Johnathan Ford	Louisville	3
28	KR	Kerryon Johnson	LSU	3
27	KR	Johnathan Ford	Memphis	2
27	Punt	Marcus Davis	Memphis	3
27	Pass	Ricardo Louis from Sean White	Kentucky	1
27	PR	Marcus Davis	LSU	4
26	KR	Kerryon Johnson	Alabama	4
26	KR	Johnathan Ford	Arkansas	4
25	KR	Johnathan Ford	Arkansas	2
25	KR	Kerryon Johnson	Kentucky	4
24	Pass	Ricardo Louis from Jeremy Johnson	Alabama	4
24	Rush	Jovon Robinson	Idaho	1
24	Rush	Kevin Phillips	Idaho	2
24	Rush	Jason Smith	Texas A&M	3
24	KR	Johnathan Ford	Kentucky	3
24	KR	Johnathan Ford	Mississippi State	2
23	Rush	Jovon Robinson	Georgia	1
23	Pass	Roc Thomas from Sean White	Ole Miss	1
23	Pass	Melvin Ray from Sean White	Arkansas	3
23	KR	Johnathan Ford	San José State	1
22	KR	Johnathan Ford	Georgia	4
22	Run	Jovon Robinson	Ole Miss	3
22	Pass	Ricardo Louis from Sean White	Kentucky	1
22	Rush	Roc Thomas	San José State	4
22	KR	Johnathan Ford	Mississippi State	3
22	KR	Ricardo Louis	Louisville	3
22	Pass	Roc Thomas from Jeremy Johnson	Jacksonville State	3
22	Pass	Marcus Davis from Sean White	Mississippi State	1
21	Pass	Melvin Ray from Sean White	Memphis	3
21	PR	Marcus Davis	Alabama	1
21	Rush	Roc Thomas	Idaho	4
21	KR	Kerryon Johnson	Texas A&M	3
21	Rush	Peyton Barber	Jacksonville State	4
20	Rush	Jovon Robinson	Memphis	2
20	Pass	Jovon Robinson from Jeremy Johnson	Alabama	1
20	Rush	Jeremy Johnson	Idaho	1
20	KR	Kerryon Johnson	Idaho	1
20	Pass	Ricardo Louis from Sean White	Arkansas	4
20	KR	Kerryon Johnson	Kentucky	2
20	KR	Johnathan Ford	Kentucky	1
20	Pass	Roc Thomas from Jeremy Johnson	LSU	3

PLAY BREAKDOWN

BY PLAY

Kickoff Return	30
Pass	30
Rush	18
Interception Return	3
Punt Return	5
Fumble Return	1
Missed Field Goal Return	--

BY GAME

vs. Louisville	5
Jacksonville St.	4
at #13 LSU	6
Mississippi St.	4
San Jose St.	8
at Kentucky	10
at Arkansas	7
#19 Ole Miss	8
at #25 Texas A&M	6
Georgia	3
Idaho	12
#2 Alabama	6
Memphis	7

BY QUARTER

1st	20
2nd	13
3rd	9
4th	23

RUSHING

Jovon Robinson	6
Peyton Barber	3
Roc Thomas	3
Jeremy Johnson	2
Sean White	1
Ryan Davis	1
Jason Smith	1
Kevin Phillips	1

PASSING

Sean White	13
Jeremy Johnson	11
Kevin Phillips	1

RECEIVING

Ricardo Louis	13
Roc Thomas	5
Melvin Ray	4
Tony Stevens	2
Marcus Davis	1
Jason Smith	2
Kerryon Johnson	2
Peyton Barber	1
Jovon Robinson	1

KICKOFF RETURN

Johnathan Ford	14
Kerryon Johnson	12
Blake Countess	2
Ricardo Louis	1

PUNT RETURN

Marcus Davis	5
--------------	---

INTERCEPTION RETURN

Tray Matthews	1
Johnathan Ford	1
Jonathan Jones	1

FUMBLE RETURN

Justin Garrett	1
----------------	---

CAREER STATS UPDATE

Most Points Kicking

Player	Seasons	FG	PAT	Pts
1. Wes Byrum	2007-10	60	183	363
2. John Vaughn	2003-06	50	162	312
3. Damon Duval	1999-02	45	125	260
4. Cody Parkey	2010-13	39	136	253
5. Al Del Greco	1980-83	42	110	236
6. Win Lyle	1987-89	45	95	230
7. Daniel Carlson	2014-15	41	97	220

Field Goals Made

Player	Seasons	Pct	FGA	FGM
1. Wes Byrum	2007-10	.750	80	60
2. John Vaughn	2003-06	.725	69	50
3. Damon Duval	1999-02	.608	74	45
Win Lyle	1987-89	.763	59	45
5. Al Del Greco	1980-83	.609	69	42
6. Daniel Carlson	2014-15	.804	51	41

Field Goals Attempted

Player	Seasons	FGM	FGA
1. Wes Byrum	2007-10	60	80
2. Damon Duval	1999-02	45	74
3. John Vaughn	2003-06	50	69
Al Del Greco	1980-83	42	69
5. John Riley	1967-69	31	63
6. Jorge Portela	1977-79	38	62
7. Win Lyle	1987-89	45	59
8. Cody Parkey	2010-13	39	53
9. Daniel Carlson	2014-15	41	51

Field Goal Percentage (Min. 10 Made)

Player	Seasons	FGM	FGA	Pct
1. Daniel Carlson	2014-15	41	51	.804
2. Scott Etheridge	1992-93	34	43	.791
3. Matt Hawkins	1994-95	26	33	.788
4. Win Lyle	1987-89	45	59	.763
5. Wes Byrum	2007-10	60	80	.750
6. Cody Parkey	2010-13	39	53	.736
7. Jaret Holmes	1996-97	27	37	.730
8. John Vaughn	2003-06	50	69	.725
9. Ed Dyas	1958-60	17	24	.708
10. Gardner Jett	1970-72	23	34	.676
11. Jim Von Wyl	1990-91	32	48	.667
Robert McGinty	1984	12	18	.667

PATs Made

Player	Seasons	Pct	Att	Made
1. Wes Byrum	2007-10	.984	186	183
2. John Vaughn	2003-06	.994	163	162
3. Cody Parkey	2010-13	.986	138	136
4. Damon Duval	1999-02	1.000	125	125
5. Al Del Greco	1980-83	.991	111	110
6. Gardner Jett	1970-72	.942	104	98
7. Daniel Carlson	2014-15	1.000	97	97

PATs Attempted

Player	Seasons	Made	Pct	Att
1. Wes Byrum	2007-10	183	.984	186
2. John Vaughn	2003-06	162	.994	163
3. Cody Parkey	2010-13	136	.986	138
4. Damon Duval	1999-02	125	1.000	125
5. Al Del Greco	1980-83	110	.991	111
6. Gardner Jett	1970-72	98	.942	104
7. Daniel Carlson	2014-15	97	1.000	97

PAT Percentage (Min. 30 made)

Player	Seasons	Made	Att	Pct
1. Damon Duval	1999-02	125	125	1.000
Daniel Carlson	2014-15	97	97	1.000
Scott Etheridge	1992-93	65	65	1.000
4. John Vaughn	2003-06	162	163	.994
5. Al Del Greco	1980-83	110	111	.991
6. Win Lyle	1987-89	95	96	.990
7. Cody Parkey	2010-13	136	138	.986
8. Wes Byrum	2007-10	183	186	.984
Chris Knapp	1985-86	62	63	.984
10. Neil O'Donoghue	1975-76	32	33	.970
11. Robert McGinty	1984	31	32	.969

Receptions

Player	Seasons	Yards	Avg	Rec
1. Courtney Taylor	2003-06	2098	13.71	153
2. Karsten Bailey	1995-98	2174	14.49	150
3. Terry Beasley	1969-71	2507	17.78	141
4. Tyrone Goodson	1993-97	2283	16.79	136
5. Emory Blake	2009-12	2022	15.80	128
6. Frank Sanders	1991-94	1998	16.51	121
7. Darvin Adams	2008-10	1978	17.20	115
8. Rodgeriqu Smith	2004-08	1598	14.02	114
9. Greg Taylor	1987-90	1217	11.93	102
10. Freddy Weygand	1984-88	1946	19.66	99
11. Ricardo Louis	2012-15	1338	13.65	98

Receiving Yardage

Player	Seasons	Rec	Yards
1. Terry Beasley	1969-71	141	2507
2. Tyrone Goodson	1993-97	136	2283
3. Karsten Bailey	1995-98	150	2174
4. Courtney Taylor	2003-06	153	2098
5. Emory Blake	2009-12	128	2022
6. Frank Sanders	1991-94	121	1998
7. Darvin Adams	2008-10	115	1978
8. Freddy Weygand	1984-88	99	1946
9. Lawyer Tillman	1985-88	93	1808
10. Sammie Coates	2012-14	828	1757
11. Rodgeriqu Smith	2004-08	114	1598
12. Byron Franklin	1977-80	74	1573
13. Ronney Daniels	1999-00	90	1446
14. Freddie Hyatt	1965-67	88	1396
15. Ricardo Louis	2012-15	98	1338

SINGLE SEASON RECORD UPDATE

Most Points Kicking

Player	Year	FG	PAT	Pts
1. Wes Byrum	2010	17	72	123
2. Daniel Carlson	2014	18	57	111
Cody Parkey	2013	15	66	111
4. Daniel Carlson	2015	23	40	109

Field Goals Made

Player	Year	Pct	FGA	FGM
1. Daniel Carlson	2015	.852	27	23
Scott Etheridge	1992	.786	28	22
3. John Vaughn	2006	.833	24	20
4. Daniel Carlson	2014	.750	24	18

Field Goals Attempted

Player	Year	FGM	Pct	FGA
1. Scott Etheridge	1992	22	.786	28
2. Daniel Carlson	2015	23	.851	27

Field Goal Percentage (Min. 10 made)

Player	Year	FGM	FGA	Pct
1. Wes Byrum	2009	15	16	.938
2. Matt Hawkins	1995	13	15	.867
3. Daniel Carlson	2015	23	27	.851
4. Win Lyle	1989	16	19	.842
5. John Vaughn	2006	20	24	.833
Gardner Jett	1970	10	12	.833
7. Jaret Holmes	1997	14	17	.824
8. John Vaughn	2004	12	15	.800
Scott Etheridge	1993	12	15	.800
10. Win Lyle	1987	15	19	.789
11. Cody Parkey	2012	11	14	.786
Scott Etheridge	1992	22	28	.786

Scoring

Player	Year	TD	FG	PAT	Pts
1. Tre Mason	2013	25	0	0	150
2. Cam Newton	2010	21	0	0	126
3. Wes Byrum	2010	0	17	72	123
4. Daniel Carlson	2014	0	18	57	111
Cody Parkey	2013	0	15	66	111
6. Daniel Carlson	2015	0	23	40	109
Carnell Williams	2003	17	0	0	102
Stephen Davis	1995	17	0	0	102
Bo Jackson	1985	17	0	0	102
10. Wes Byrum	2009	0	15	54	99
11. Joe Cribbs	1978	16	0	*1	98
12. John Vaughn	2006	0	20	34	94
Joe Cribbs	1979	15	0	*2	94
-- Peyton Barber	2015	13	0	0	78

* - two-point conversions

Rushing Attempts

Player	Year	Yards	Avg	Att
1. Rudi Johnson	2000	1567	4.84	324
2. Tre Mason	2013	1816	5.73	317
3. Cameron Artis-Payne	2014	1608	5.31	303
4. Bo Jackson	1985	1786	6.42	278
5. Cam Newton	2010	1473	5.62	264
6. Ben Tate	2009	1362	5.18	263
7. James Brooks	1980	1314	5.03	261
8. Kenny Irons	2005	1293	5.05	256
9. Joe Cribbs	1978	1205	4.76	253
10. Michael Dyer	2011	1242	5.13	242
-- Peyton Barber	2015	1017	4.27	238

Rushing Yardage

Player	Year	Att	Avg	Yards
1. Tre Mason	2013	317	5.73	1816
2. Bo Jackson	1985	278	6.42	1786
3. Cameron Artis-Payne	2014	303	5.31	1608
4. Rudi Johnson	2000	324	4.84	1567
5. Cam Newton	2010	264	5.62	1473
6. Brent Fullwood	1986	167	8.33	1391
7. Ben Tate	2009	263	5.18	1362
8. James Brooks	1980	261	5.03	1314
9. Carnell Williams	2003	241	5.42	1307
10. Kenny Irons	2005	256	5.05	1293
11. Stephen Davis	1994	221	5.71	1263
12. Michael Dyer	2011	242	5.13	1242
13. Bo Jackson	1983	158	7.68	1213
14. James Brooks	1979	163	7.41	1208
15. James Bostic	1993	199	6.06	1205
Joe Cribbs	1978	253	4.76	1205
17. Carnell Williams	2004	239	4.87	1165
18. Joe Cribbs	1979	200	5.60	1120
19. Michael Dyer	2010	182	6.01	1093
20. Nick Marshall	2013	172	6.21	1068
Stephen Davis	1995	180	5.93	1068
22. Peyton Barber	2015	238	4.27	1017
23. Ronnie Brown	2002	175	5.76	1008
24. Jimmy Sidle	1963	185	5.44	1006
25. Monk Gafford	1942	132	7.61	1004
26. Tre Mason	2012	171	5.86	1002

Rushing Touchdowns

Player	Year	Att	Yards	Avg	TD
1. Tre Mason	2013	172	1068	6.21	23
2. Cam Newton	2010	264	1473	5.62	20
3. Bo Jackson	1985	278	1786	6.42	17
Carnell Williams	2003	241	1307	5.42	17
5. Joe Cribbs	1978	253	1205	4.76	16
6. Stephen Davis	1995	180	1068	5.93	14
Joe Cribbs	1979	200	1120	5.60	14
8. Peyton Barber	2015	226	976	4.32	13
Cameron Artis-Payne	2014	303	1608	5.31	13
Kenny Irons	2005	256	1293	5.05	13
Ronnie Brown	2002	175	1008	5.76	13
Rudi Johnson	2000	324	1567	4.84	13
Stephen Davis	1994	221	1263	5.71	13
14. Nick Marshall	2013	172	1068	6.2	12
Carnell Williams	2004	239	1165	4.87	12
James Bostic	1993	199	1205	6.06	12
Bo Jackson	1983	158	1213	7.68	12
18. Nick Marshall	2014	153	798	5.22	11
Reggie Ware	1986	54	192	3.56	11
Billy Atkins	1957	90	359	3.99	11

SINGLE SEASON RECORD UPDATE

Pass Receptions

Player	Year	Yards	Avg	Rec
1. Darvin Adams	2009	997	16.62	60
2. Willie Gosha	1995	811	13.98	58
Frank Sanders	1994	910	15.69	58
4. Ronney Daniels	1999	1068	19.07	56
5. Terry Beasley	1971	846	15.38	55
6. Courtney Taylor	2006	704	13.04	54
7. Karsten Bailey	1997	840	15.85	53
8. Darvin Adams	2010	963	18.52	52
Rodgeriquus Smith	2007	705	13.56	52
Terry Beasley	1970	1051	20.21	52
-- Ricardo Louis	2015	716	15.56	46

Receiving Yardage

Player	Year	Rec	Yards
1. Ronney Daniels	1999	56	1068
2. Terry Beasley	1970	52	1051
3. Darvin Adams	2009	60	997
4. Darvin Adams	2010	52	963
5. Frank Sanders	1994	58	910
6. Tyrone Goodson	1997	48	906
7. Sammie Coates	2013	42	902
8. Terry Beasley	1971	55	846
9. Frank Sanders	1993	48	842
10. Karsten Bailey	1997	53	840
11. Freddy Weygand	1984	32	796
-- Ricardo Louis	2015	46	716

Kickoff Return Average (Min. 10 Returns)

Player	Year	Ret	Yards	Avg
1. Demond Washington	2009	16	497	31.06
2. Onterio McCalebb	2011	11	388	30.73
3. Johnathan Ford	2015	15	429	28.60
4. David Langner	1972	13	369	28.28
5. Rick Neel	1975	17	478	28.12
6. Kerryon Johnson	2015	14	386	27.57
7. James Brooks	1979	21	577	27.48
8. Tristan Davis	2008	24	657	27.38
9. Tristan Davis	2006	28	756	27.00
10. Tre Mason	2011	24	633	26.38
11. Tre Mason	2013	15	395	26.33
12. Mike Fuller	1973	16	420	26.25
13. Markeith Cooper	1998	18	447	24.83

Total Tackles

Player	Year	Solo	Asst	TT
1. Freddie Smith	1977	114	79	193
2. Kurt Crain	1987	87	81	168
3. Quentin Riggins	1989	78	87	165
4. Freddie Smith	1979	105	57	162
5. Kurt Crain	1986	85	71	156
6. Darrel Crawford	1991	76	77	153
7. Ben Thomas	1984	66	75	141
8. Gregg Carr	1984	100	39	139
9. Takeo Spikes	1997	93	43	136
Gregg Carr	1983	91	45	136
-- Johnathan Ford	2015	68	50	118

FRESHMAN PASSING RECORDS UPDATE

Passing Yards

	Yds	Player	Cmp-Att	Opponent	Date
1.	351	Stan White	31-48	Indiana [Peach Bowl]	12/29/1990
2.	338	Stan White	30-58	Tennessee	9/29/1990
3.	324	Stan White	21-35	Cal. St. Fullerton	9/8/1990
4.	272	Stan White	24-37	Louisiana Tech	10/6/1990
5.	270	Jeff Klein	19-31	Central Florida	11/6/1999
6.	258	Sean White	12-28	Ole Miss	10/31/2015
7.	255	Sean White	17-27	at Kentucky	10/15/2015
8.	254	Sean White	19-32	at Arkansas	10/24/2015
9.	247	Jason Campbell	17-24	at Vanderbilt	9/29/2001
10.	245	Jeff Klein	19-39	Florida	10/16/1999
	245	Gabe Gross	20-45	Georgia	11/14/1998
12.	225	Gabe Gross	13-20	Arkansas	10/31/1998
13.	224	Stan White	16-27	at Mississippi State	10/27/1990
14.	215	Stan White	15-30	Georgia	11/17/1990
15.	214	Jason Campbell	16-28	Ball State	9/1/2001
16.	208	Gabe Gross	14-34	vs. Alabama [B-Ham]	11/21/1998
	208	Stan White	16-31	vs. Ole Miss [Jackson, MS]	9/15/1990
18.	201	Jeremy Johnson	17-21	vs. Western Carolina	10/12/2013
19.	200	Blake Field	13-22	Western Kentucky	9/24/2005

Pass Attempts

	Att	Player	Cmp-Yds	Opponent	Date
1.	58	Stan White	30-338	Tennessee	9/29/1990
2.	48	Stan White	31-351	Indiana [Peach Bowl]	12/29/1990
3.	45	Gabe Gross	20-245	Georgia	11/14/1998
4.	39	Jeff Klein	19-245	Florida	10/16/1999
5.	37	Stan White	24-272	Louisiana Tech	10/6/1990
6.	35	Stan White	21-324	Cal. St. Fullerton	9/8/1990
7.	34	Gabe Gross	14-208	vs. Alabama	11/21/1998
8.	32	Sean White	19-254	at Arkansas	10/24/2015
9.	31	Jeff Klein	19-270	Central Florida	11/6/1999
	31	Stan White	17-185	vs. Alabama [B-Ham]	12/1/1990
	31	Stan White	16-208	Ole Miss [Jackson, MS]	9/15/1990
12.	30	Stan White	15-215	Georgia	11/17/1990

Pass Completions

	No	Player	Att-Yds	Opponent	Date
1.	31	Stan White	48-351	Indiana [Peach Bowl]	12/29/1990
2.	30	Stan White	58-338	Tennessee	9/29/1990
3.	24	Stan White	37-272	Louisiana Tech	10/6/1990
4.	21	Stan White	35-324	Cal. St. Fullerton	9/8/1990
5.	20	Sean White	28-188	Mississippi State	9/26/2015
	20	Gabe Gross	45-245	Georgia	11/14/1998
7.	19	Sean White	32-254	at Arkansas	10/24/2015
	19	Jeff Klein	31-270	Central Florida	11/6/1999
	19	Jeff Klein	39-245	Florida	10/16/1999
10.	17	Sean White	27-255	at Kentucky	10/15/2015
	17	Jason Campbell	24-247	at Vanderbilt	9/29/2001
	17	Jeremy Johnson	21-201	vs. Western Carolina	10/12/2013
13.	16	Jason Campbell	28-214	Ball State	9/1/2001
14.	15	Jonathan Wallace	22-181	Georgia	11/10/2012
	15	Jason Campbell	19-142	Ole Miss	9/8/2001
	15	Jeff Klein	29-147	at Tennessee	10/2/1999

Passing Yardage

Player	Year	Att	Comp	Pct	Yards
1. Stan White	1990	338	180	.533	2242
2. Gabe Gross	1998	197	88	.447	1222
3. Sean White	2015	143	83	.580	1166

Pass Attempts

Player	Year	Yards	Pct	Comp	Att
1. Stan White	1990	2242	.533	180	338
2. Gabe Gross	1998	1222	.447	88	197
3. Jeff Klein	1999	1038	.503	85	169
4. Sean White	2015	1166	.580	83	143

Pass Completions

Player	Year	Att	Yards	Comp
1. Stan White	1990	338	2242	180
2. Jason Campbell	2001	142	1117	89
3. Gabe Gross	1998	197	1222	88
4. Jeff Klein	1999	169	1038	85
5. Sean White	2015	143	1166	83

Completion Percentage (Min. 50 Attempts)

Player	Year	Att	Comp	Pct
1. Jason Campbell	2001	142	89	.627
2. Sean White	2015	143	83	.580
3. Jonathan Wallace	2012	80	46	.575
4. Stan White	1990	338	180	.533
5. Jeff Klein	1999	169	85	.503
6. Gabe Gross	1998	197	88	.447

Touchdown Passes

Player	Year	Att	Comp	Yards	TD	
1. Stan White	1990	338	180	2242	14	
2. Gabe Gross	1998	197	88	1222	7	
3. Jeff Klein	1999	169	85	1038	6	
	Jeremy Johnson	2013	39	27	393	6
5. Jonathan Wallace	2012	80	46	720	4	
	Brandon Cox	2004	34	22	257	4
	Jason Campbell	2001	142	89	1117	4
8. Blake Field	2005	31	21	237	3	
7. Kodi Burns	2007	26	10	145	2	
10. Dameyune Craig	1994	29	14	185	1	
	Patrick Nix	1992	11	6	46	1
	Jeff Burger	1984	13	8	95	1
	Sean White	2015	143	83	1166	1

Passing Efficiency (Min. 50 Attempts)

Player	Year	Comp	Att	Pct	Yards	TD	Int	Rating
1. Jonathan Wallace	2012	46	80	.575	720	4	4	139.60
2. Jason Campbell	2001	89	142	.627	1117	4	4	132.41
3. Sean White	2015	83	143	.580	1166	1	4	123.25
4. Stan White	1990	180	338	.533	2242	14	14	114.36
5. Jeff Klein	1999	85	169	.503	1038	6	9	102.95
6. Gabe Gross	1998	88	197	.447	1222	7	12	49.42

Sept. 5, 2015 • CBS • Georgia Dome (73,927) • Atlanta, Ga.

LOUISVILLE 24

#6 **AUBURN** 31

GAME 1

Auburn's defense set the tone, scored some points and helped the Tigers to a cushy lead through the first half and beyond in the season-opener.

Good thing the defense played well early and Peyton Barber rushed for 115 yards, because the combo helped the Tigers to a 31-24 win Saturday in the Georgia Dome.

Auburn led 24-0 in the third quarter before Louisville made it interesting, cutting its deficit to seven with 2:18 to play. The Tigers played keep-away from there.

The Tigers happily showed off their new defense early, setting up an early touchdown following an interception, scoring again on an 82-yard fumble return by Justin Garrett and generally frustrating offensive-minded Louisville until the second half.

Will Muschamp, the former Auburn defensive coordinator who returned to his former job last December, was a complement to Gus Malzahn's offense, Barber, quarterback Jeremy Johnson and receiver Ricardo Louis' offensive exploits.

Johnson threw for a touchdown and ran for another, Louis caught a touchdown pass and ran for another and Barber came off the bench, replacing the injured Roc Thomas, to break through the 100-yard barrier, gaining 95 of those in the second half when Auburn needed him most.

Auburn led 24-0 midway through the third quarter and everything seemed to be in fine shape.

The latter half of the game was more of a challenge, and losing defensive end Carl Lawson to an injury didn't help.

Lawson wasn't the only one who missed time after being hurt.

Auburn played on.

The rebuild offensive line helped Auburn to 190 rushing yards.

Johnson hit 11-of-21 passes for 137 yards and a touchdown and three interceptions.

Auburn's defense showed the way this time in the first half, setting up a Johnson 1-yard touchdown run following a Tray Matthews interception on Louisville's first play; and Garrett's 82-yard fumble return to give the Tigers a 14-0 lead with 6:54 left in the second quarter.

That was the longest fumble return since at least 1969 when Auburn began recording that stat.

SCORING SUMMARY						
Louisville.....	0	0	10	14	—	24
Auburn.....	7	10	7	7	—	31

AU - Johnson 2 yd run (Carlson kick), 1st, 12:49
 AU - Garrett 82 yd fumble recovery (Carlson kick), 2nd, 6:54
 AU - Carlson 56 yd field goal, 2nd, 00:34
 AU - Louis 33 yd pass from Johnson (Carlson kick), 3rd, 11:21
 UL - Wallace 43 yd field goal, 3rd, 7:07
 UL - Jackson 10 yd run (Wallace kick), 3rd, 1:21
 AU - Louis 8 yd run (Carlson kick), 4th, 10:04
 UL - Radcliff 2 yd run (Wallace kick), 4th, 6:21
 UL - Radcliff 2 yd run (Wallace kick), 4th, 2:59

TEAM STATISTICS	UL	AU
First Downs	27	21
Rushes-Yards	48-238	41-190
Passing Yards	167	137
Comp-Att-Int	17-33-1	11-21-3
Total Plays-Yards	81-405	62-327
Punts-Avg.	3-39.3	2-47.0
Fumbles/Lost	3/1	0/0
Penalties-Yards	5-35	8-80
3rd Down Conv.	8-of-16	4-of-10
Time of Possession	30:50	29:10

INDIVIDUAL STATISTICS
RUSHING: (UL) - Jackson 6-106 (TD), Radcliff 17-76 (2 TD) Samuel 1-21. (AU) - Barber 24-115, Thomas 6-27, Louis 4-21 (TD), Robinson 2-16, Johnson 5-11 (TD).
PASSING: (UL) - Jackson 9-20-1-100. (AU) - Johnson 11-21-3-137 (TD).
RECEIVING: (UL) - Quick 4-28, Peete 3-60, Smith 3-34, Samuel 2-22, Crum 2-19, Standberry 1-6, Savage 1-2, Radcliff 1-(-4). (AU) - Louis 3-54 (TD), Williams 3-40, Ray 2-19, Barber 1-15, Smith 1-7, Davis 1-2.

Daniel Carlson then hit a career-best 56-yard field goal to make 17-0 with 34 seconds left in the half. That was the longest Auburn field goal since 2003 when Philip Yost hit a 57-yarder and the third longest in school history.

A 33-yard Johnson-to-Ricardo Louis touchdown pass made it 24-0 with 11:21 in the third quarter. Louisville finally scored on a 33-yard John Wallace field goal with 7:07 left in the third, then made it 24-10 on a 10-yard run by Lamar Jackson.

Louis' 8-yard touchdown on an end around gave Auburn a 31-10 lead with 10:04 remaining in the game. The Cardinals scored to make it 31-17 with 6:21 remaining. Louisville cut it to 31-24, but didn't get the ball back.

Auburn went young early, starting true freshmen Chandler Cox and Tim Irvin. They were the first true freshmen to start on opening day since Reese Dismukes in 2011.

Sept. 12, 2015 • SECN • Jordan-Hare Stadium (87,451) • Auburn, Ala.

JACKSONVILLE STATE 20

#6 **AUBURN** 27

GAME 2

Auburn turned on college football's largest video board Saturday and showed a thriller.

Jeremy Johnson threw a 10-yard touchdown pass to Melvin Ray with 39 seconds left, and Peyton Barber scored on a 4-yard run in overtime as Auburn beat Jacksonville State 27-20 on a surprising Saturday in Jordan-Hare Stadium.

Auburn scored first in overtime and then turned away the Gamecocks.

It was more than a lot of Auburn fans expected, especially when Jacksonville State's Troymaine scored on a 5-yard touchdown run with 5:38 left to give the Gamecocks a 20-13 lead.

Johnson also threw a 51-yard touchdown pass to running back Roc Thomas for a 13-10 lead in the give-and-take game.

Auburn figures to get a tougher test, still, in next Saturday's game at LSU in its SEC opener.

The Tigers improved to 2-0. Jacksonville State fell to 1-1.

Barber came through at the end. He caught a 9-yard pass from Johnson in overtime, and then scored the game-winner on the next play.

Barber followed up his 115-yard rushing game in the opener with 125 more yards against Jacksonville State.

Johnson hit 21-of-32 passes for 236 yards and two touchdowns and two interceptions.

It was a tough start. Auburn didn't score a touchdown in the first half, and, indeed, trailed 10-6 at halftime.

Auburn's first-half scoring was limited to a pair of Daniel Carlson field goals, a 27-yarder and a 49-yarder. Jacksonville State got a 32-yard field goal from Connor Rouleau, and took the lead on an 11-yard touchdown pass from Eli Jenkins to Josh Barge with 5:31 left in the first half.

It was an uneven performance for Auburn. Johnson hit 11-of-18 passes for 100 yards. Peyton Barber rushed 13 times for 44 yards.

SCORING SUMMARY							
JSU.....	0	10	0	10	0	—	20
Auburn.....	3	3	7	7	7	—	27

AU - Carlson 27 yd field goal, 1st, 3:06
 JSU - Rouleau 32 yd field goal, 2nd, 13:29
 AU - Carlson 49 yd field goal, 2nd, 9:55
 JSU - Jenkins 11 yd pass to Barge (Rouleau kick), 2nd, 5:31
 AU - Johnson 51 yd pass to Thomas (Carlson kick), 3rd, 8:27
 JSU - Rouleau 26 yd field goal, 10:43, 4th
 JSU - Pope 5 yd run (Rouleau kick), 5:38, 4th
 AU - Johnson 10 yd pass to Ray (Carlson kick), 00:39, 4th
 AU - Barber 4 yd run (Carlson kick), OT

TEAM STATISTICS	JSU	AU
First Downs	28	23
Rushes-Yards	46-161	38-164
Passing Yards	277	236
Comp-Att-Int	26-43-1	21-32-2
Total Plays-Yards	89-438	70-401
Punts-Avg.	2-29.5	3-38.3
Fumbles/Lost	4/0	2/1
Penalties-Yards	5-36	3-40
3rd Down Conv.	8-of-17	7-of-12
Time of Possession	35:25	24:35

INDIVIDUAL STATISTICS
RUSHING: (JSU) - Pope 21-85 (TD), Jenkins 18-37, Clemons 4-36, M. Jones 2-7. (AU) - Barber 23-125 (TD), Thomas 8-22, K. Johnson 2-8, J. Johnson 4-7, Louis 1-3.
PASSING: (JSU) - Jenkins 26-43-1-277 (TD). (AU) - J. Johnson 21-32-2-236 (2 TD).
RECEIVING: (JSU) - Barge 14-132 (TD), Gonzalez 8-101, Goffigan 2-25, Screws 2-19. (AU) - Louis 10-76, Ray 3-32 (TD), Thomas 2-73 (TD), D. Williams 2-22, Davis 1-11, Barber 1-9, K. Johnson 1-7, Cox 1-6.

Johnson gave up the lead early in the third quarter, but the Gamecocks kept coming. Rudy Ford had to turn away one Jax State drive with an interception in the end zone when Auburn led 13-10.

Sept. 19, 2015 • CBS • Tiger Stadium (102,321) • Baton Rouge, La.

#18	AUBURN	21
#13	LSU	45

GAME 3

Auburn didn't have an answer for LSU running back Leonard Fournette, who trumped a comeback bid that started from way back Saturday in Tiger Stadium.

The big running back rushed for 228 yards and three touchdowns, and was the engine that carried LSU over Auburn 45-21.

Auburn quarterback Jeremy Johnson ran for a touchdown and threw for two more, but it wasn't enough to overcome LSU's 24-0 halftime advantage.

Auburn came out with some life to start the second half. Johnson raced 65 yards straight up the middle for a touchdown early in the third quarter. It was the longest TD run by an Auburn quarterback since Cam Newton scored on a 71-yard run in 2010.

But Fournette was strong early, going 29 yards for a touchdown to go over 200 yards on the day for a 31-7 lead with 10:56 left in the third quarter. Later, Johnson threw a 9-yard TD pass to Melvin Ray to cut it to 38-14 and then a 10-yard touchdown pass to Duke Williams.

Auburn fell to 2-1 overall and 0-1 in the SEC heading into next Saturday's home game against Mississippi State. LSU improved to 2-0 overall and 2-0 in the league.

Fournette didn't waste time letting his intentions known. He raced 71 yards on the first offensive play of the game and had 169 rushing yards by halftime. LSU led 24-0 by then behind Fournette and quarterback Brandon Harris, who had 63 rushing yards in the first half.

SCORING SUMMARY

Auburn.....	0	0	14	7	—	21
LSU.....	14	10	14	7	—	45

LS - Harris 2 yd run (Domingue kick), 1st, 13:19
 LS - Jeter 1 yd pass from Harris (Domingue kick), 1st, 1:39
 LS - Domingue 32 yd field goal, 2nd, 6:54
 LS - Fournette 40 yd run (Domingue kick), 2nd, 2:10
 AU - Johnson 65 yd run (Carlson kick), 3rd, 13:19
 LS - Fournette 29 yd run (Domingue kick), 3rd, 10:56
 LS - Fournette 1 yd run (Domingue kick), 3rd, 4:14
 AU - Ray 9 yd pass from Johnson (Carlson kick), 3rd, 1:03
 LS - Harris 1 yd run (Domingue kick), 4th, 11:23
 AU - D. Williams 10 yd pass from Johnson (Carlson kick, 4th, 5:47

TEAM STATISTICS

	AU	LSU
First Downs	16	20
Rushes-Yards	37-160	48-411
Passing Yards	100	74
Comp-Att-Int	11-19-1	12-17-0
Total Plays-Yards	56-260	65-485
Punts-Avg.	6-50	3-40.3
Fumbles/Lost	2/1	0/0
Penalties-Yards	4-26	5-43
3rd Down Conv.	3-of-10	6-of-11
Time of Possession	26:23	33:37

INDIVIDUAL STATISTICS

RUSHING: (AU) - J. Johnson 12-41 (1 TD), Thomas 8-37, Barber 7-34, Truitt 2-24, K. Johnson 4-14, Louis 2-6, Robinson 2-4. (LSU) - Fournette 19-228 (3 TD), Harris 8-66 (2 TD), Guice 6-55, Williams 8-41, Jackson 1-14, Brossette 4-13, Team 2-6.
PASSING: (AU) - Johnson 11-19-1-100 (2 TD), (LSU) - Harris 12-17-0-74 (TD).
RECEIVING: (AU) - K. Johnson 3-17, Thomas 2-36, D. Williams 2-19 (1 TD), Truitt 1-13, Ray 1-9 (1 TD), Smith 1-4, Louis 1-2. (LSU) - Dural 4-27, Jeter 2-15 (1 TD), Diarse 1-10, Fournette 1-9, Dupre 1-8, Guice 1-6, Johnson 1-0, Brossette 1-1

LSU had the ball 8½ more minutes in the first half.

Punter Kevin Phillips had four kicks of 50+ yards. Auburn had three defenders with double-figure tackles for the first time since 2012: Kris Frost, Johnathan Ford and Tré Williams.

Sept. 26, 2015 • ESPN2 • Jordan-Hare Stadium (87,451) • Auburn, Ala.

#25	AUBURN	9
	MISSISSIPPI STATE	17

GAME 4

Quarterback Sean White was steady in his first college game and the defense showed some moxie, but neither was enough to stop Mississippi State from beating Auburn 17-9 Saturday night in Jordan-Hare Stadium.

White, a redshirt freshman, was 20-of-28 for 188 yards passing and showed a willingness to run after being named Auburn's starting quarterback earlier in the week. The Tigers' defense kept Auburn close enough.

Auburn finished with more yards and first downs than State.

Peyton Barber had more than 100 yards rushing before the third quarter was done and finished with 137, his third 100-plus rushing game this season. Auburn wasn't afraid to mix in Roc Thomas and Kerryon Johnson, either.

The Tigers fell to 2-2. State improved to 3-1. Auburn will try to rebound next Saturday's homecoming game against San Jose State in a 3 p.m. game in Jordan-Hare Stadium.

Carlson's 30-yard field goal cut State's lead to 14-3 with 9:41 left in the third quarter, and his 30-yarder made it 14-6 with 3:06 left in the quarter. Auburn was close to doing more. The Tigers had been inside the State 10 four times by then, but had only two field goals to show for it.

State's Westin Graves' 45-yard field goal made 17-6 with 1:11 left in the third quarter. Carlson's 51-yarder made it 17-9 with 1:07 left in the game.

Auburn's defense kept the game close in the first half in a bounce-back performance from the previous game at LSU, though State led 14-0 at the break. The Bulldogs rode the arm of Prescott to do it. He hit 16-of-20 passes for 180 yards and two touchdowns in the first half.

But White was steady in his own right in the first half, completing 9 of 10 passes for 92 yards.

The first half stats were close enough, with State holding a 200-180 edge in total yards. But Auburn was turned away early when White was

SCORING SUMMARY

Miss. State.....	7	7	3	0	—	17
Auburn.....	0	0	6	3	—	9

MS - Myles 32 yd pass from Prescott (Graves kick), 1st, 5:18
 MS - Wilson 17 yd pass from Prescott (Graves kick), 2nd, 8:02
 AU - Carlson 30 yd field goal, 3rd, 9:41
 AU - Carlson 25 yd field goal, 3rd, 3:06
 MS - Graves 44 yd field goal, 3rd, 1:11
 AU - Carlson 51 yd field goal, 4th, 1:07

TEAM STATISTICS

	MS	AU
First Downs	18	25
Rushes-Yards	21-56	50-201
Passing Yards	270	188
Comp-Att-Int	29-41-0	20-28-1
Total Plays-Yards	62-326	78-389
Punts-Avg.	5-41.8	5-41.4
Fumbles/Lost	1/1	3/0
Penalties-Yards	4-30	6-40
3rd Down Conv.	4-of-12	4-of-14
Time of Possession	23:50	36:10

INDIVIDUAL STATISTICS

RUSHING: (AU) - Barber 27-137, White 11-29, K. Johnson 5-28, Thomas 3-18, Truitt 2-5, Davis 1--8; (MSU) - Holloway 5-42, Prescott 6-14, Shumpert 5-5, Myles 2-1
PASSING: (AU) - White 20-28-1-188. (MSU) - Prescott 29-41-0-270 (2 TD)
RECEIVING: (AU) - D. Williams 4-49, K. Johnson 3-32, Ray 3-24, Thomas 3-12, Barber 2-19, Louis 2-14, Davis 1-22, Cox 1-10, Smith 1-6. (MSU) - Ross 7-66, Wilson 5-43 (1 TD), Walley 5-22, Brown 4-58, Dear 3-21, Myles 2-37 (1 TD), Shumpert 2-23, Holloway 1-0

intercepted near the end zone, and then the Tigers missed a short field goal in the final minute of the first half.

Defensive coordinator Will Muschamp called for a change of attitude, and drilled the point home with a different starting lineup, one that included two true freshmen starting in the secondary and different starting linebackers from the previous week.

State scored its first-half touchdowns on a 32-yard pass from Prescott to Gabe Myles and a 17-yard pass from Prescott to De'Runya Wilson.

Oct. 3, 2015 • SECN • Jordan-Hare Stadium (87,45) • Auburn, Ala.

SAN JOSE' STATE	21
AUBURN	35

GAME 5

Peyton Barber ran through and, when necessary, over San Jose State with a five-touchdown performance that included a throwback Bo Over the Top score and a 35-21 Auburn victory on a homecoming Saturday.

Barber scored on runs of 2, 2, 5, 1 and, just to finish it off, 36 yards on a blue-collar overcast day in Jordan-Hare Stadium. Barber was happy enough to play that brand of tough-minded football.

It was Barber's first multi-touchdown day, and he made sure he got it with two touchdown runs in the first quarter, another in the second and a 1-yard up-and-over-the-top, a la Bo Jackson, in the third quarter.

San Jose State's Tyler Ervin, who rushed for 300 yards the previous week, gained more than 160 yards Saturday. His 2-yard TD run with 5:38 remaining kept the game close at 28-21 with 5:38 remaining, but Barber had one more touchdown left in him.

It was a running-kind-of-day. Auburn quarterback Sean White threw two passes in the second half.

Auburn improved to 3-2 and has won an off week before traveling to Kentucky for a Thursday night game on Oct. 15. San Jose State fell to 2-3.

Barber had rushed for more than 100 yards in three of Auburn's first four games. Make it four out of five.

It was Peyton Over the Top for Barber's fourth touchdown, a 1-yard leap that gave Auburn a little breathing room, and a 28-14 lead with 4:37 left in the third quarter.

Auburn gave San Jose State's defense something new to think about in the first half when running back Kerryon Johnson took three direct snaps from center, gaining 14 yards in the process. San Jose State showed it would take risks, going for it on fourth down three times in the first half.

The chess game played out, but it was the running of Barber and his three first-half touchdowns that had Auburn on the go in the first half.

White's steady 5-of-8 passing for 103 first-half yards helped the cause as well, but this day belonged to the running game.

Barber scored in the first half on runs of 2, 2 and 5 yards, the last giving Auburn a 21-7 lead with 38 seconds left in the first half.

Barber also scored the first touchdown of the game. San Jose State answered with an 18-yard touchdown pass from Joe Gray to Tyler Winston. But Barber made it 14-7 Auburn with 2:32 left in the first quarter.

SCORING SUMMARY

San Jose' St.....	7	0	7	7	—	21
Auburn.....	14	7	7	7	—	35

AU- Barber 2yd run (Carlson kick), 1st, 9:54
 S.J- Winston 18 yd pass from Gray (Crawford kick), 1st, 4:55
 AU- Barber 2 yd run (Carlson kick), 1st, 2:32
 AU- Barber 5yd run (Carlson kick), 2nd, 0:38
 S.J- Gray 1 yd run (Crawford kick), 3rd, 8:01
 AU- Barber 1 yd run (Carlson kick), 3rd, 4:37
 S.J- Ervin 2 yd run (Crawford kick), 4th, 5:38
 AU- Barber 36 yd run (Carlson kick), 4th, 4:43

TEAM STATISTICS

	SJ	AU
First Downs	22	15
Rushes-Yards	38-182	48-234
Passing Yards	224	108
Comp-Att-Int	21-33-2	6-10-0
Total Plays-Yards	71-406	58-342
Punts-Avg.	1-42.0	2-40.5
Fumbles/Lost	3/2	4/0
Penalties-Yards	2-15	1-15
3rd Down Conv.	6-of-12	6-of-11
Time of Possession	33:57	26:03

INDIVIDUAL STATISTICS

RUSHING: (AU) - Barber 28-147 (5 TD), Thomas 4-39, K. Johnson 5-21, White 4-18, Louis 4-17, Team 3--8. (SJSU) - Ervin 27-160 (1 TD), Lawson 3-14, Roberson 2-7, Gray 4-2 (1 TD), Wilson 1-1, Crawley 1--2.
PASSING: (AU) - White 6-10-0-108. (SJSU) - Gray 21-33-2-224 (1 TD).
RECEIVING: (AU) - Louis 3-47, Thomas 1-42, D. Williams 1-17, Davis 1-2. (SJSU) - Freeman 6-59, Wilson 6-40, Winston 4-62 (1 TD), Crawley 2-26, Roberson 1-17, Ervin 1-11, Smith 1-9

Oct. 15, 2015 • ESPN • Commonwealth Stadium (63,407) • Lexington, Ky.

AUBURN	30
KENTUCKY	27

GAME 6

Sean White teamed up with Ricardo Louis for big plays, and Auburn rode a fast start and a good finish to beat Kentucky 30-27 Thursday night in Commonwealth Stadium.

White, confirmed as the starting quarterback only an hour before kick-off, hooked up with Louis early to help Auburn to a 23-10 halftime lead.

Louis had five catches for 114 yards in the first quarter, and seven in the game, and Daniel Carlson hit three field goals in the first half. Peyton Barber scored on two touchdown runs, including a big one on a 3-yard run with 7:56 remaining.

Auburn held Kentucky on fourth down with 25 seconds remaining.

Auburn improved to 4-2 overall and 1-2 in the Southeastern Conference. Kentucky fell to 4-2 overall and 2-2 in the league.

White completed 17 of 27 passes for a career-best 255 yards in his third college game.

"We had some explosive plays, really for the first time all year. We actually got into a rhythm," said coach Gus Malzahn. "We were very good on third downs in the first half."

Auburn converted eight of 11 third-down conversions in the first half, and finished making 11 of 18.

That fast start may have been the difference. White promptly led Auburn to two quick touchdowns. Peyton Barber scored first, on a 1-yard run; and then Kerryon Johnson came in to take a direct snap, sprinted right and scored on a 6-yard run for a 30-20 lead. Kentucky cut it to three with just over four minutes remaining.

Kentucky running back Boom Williams ran for 60 yards on one play, then scored on a 1-yard run and scored again later.

Carlton Davis' interception in the end zone – his second INT in the last two games – turned away Kentucky early in the second quarter, and the Tigers' offense took it down field setting up a Carlson 34-yard field goal

SCORING SUMMARY

Auburn.....	14	9	0	7	—	30
Kentucky.....	7	3	10	7	—	27

AU- Barber 1 yd run (Carlson kick), 1st, 11:07
 UK- Williams 1 yd run (MacGinnis kick), 1st, 8:46
 AU- K. Johnson 6 yd run (Carlson kick), 1st, 6:10
 AU- Carlson 34 yd field goal, 2nd, 8:59
 UK- MacFinnis 28 yd field goal, 2nd, 4:55
 AU- Carlson 29 yd field goal, 2nd, 1:43
 AU- Carlson 52 yd field goal, 2nd, 0:00
 UK- Williams 6 yd run (MacGinnis kick), 3rd, 11:49
 UK- MacFinnis 31 yd field goal, 3rd, 1:03
 AU- Barber 3 yd run (Carlson kick), 4th, 7:56
 UK- Horton 1yd run (MacGinnis kick), 4th, 4:06

TEAM STATISTICS

	AU	UK
First Downs	21	25
Rushes-Yards	47-152	33-138
Passing Yards	255	359
Comp-Att-Int	17-28-0	27-44-1
Total Plays-Yards	75-407	77-497
Punts-Avg.	5-40.8	4-35.8
Fumbles/Lost	0/0	0/0
Penalties-Yards	5-49	5-37
3rd Down Conv.	11-of-18	5-of-13
Time of Possession	29:27	30:33

INDIVIDUAL STATISTICS

RUSHING: (AU) - Barber 26-92 (2 TD), K. Johnson 9-36 (TD), Louis 1-9, Thomas 4-8, White 6-7; (UK) - S. Williams 16-113 (2 TD), Towles 7-12, Horton 5-10 (TD), Kemp 5-3.
PASSING: (AU) - White 17-27-0-255. (UK) - Towles 27-44-1-359.
RECEIVING: (AU) - Louis 7-154, Davis 5-49, Smith 2-13, Barber 1-16, K. Johnson 1-14, Stevens 1-9. (UK) - Johnson 9-160, Baker 6-66, Badet 5-67, Conrad 3-22, Bone 2-17, Walker 1-20, S. Williams 1-7.

for a 17-7 lead with 8:59 left in the half.

Austin MacGinnis kicked a 28-yard field goal for Kentucky to make it 17-10, but Carlson hit a 29-yard field goal to give Auburn a 20-10 lead with 1:43 left in the first quarter. Carlson hit a 52-yard field goal on the last play of the half.

His three 50-plus-yard field goals this year ties Auburn's single season record for field goals of 50 or more yards.

Auburn led 23-20 at the half, but Williams' 6-yard touchdown run cut Auburn's lead to 23-17 with 11:49 left in the third quarter.

McGinnis wasn't finished, either. He kicked a 31-yard field goal with 1:03 left in the third quarter to cut the Auburn lead to 23-20.

Oct. 24, 2015 • SECN • Razorback Stadium (72,008) • Fayetteville, Ark.

AUBURN	46
ARKANSAS	54

GAME 7

Comeback Auburn came back in the closing seconds to tie things up, but it was Arkansas that scored last to beat the Tigers 54-46 in a four-overtime thriller in Razorback Stadium on Saturday.

The Tigers, down by 14 points early and trailing by a touchdown going into the fourth quarter, tied the game with four seconds left in regulation on a Daniel Carlson's 41-yard field goal. Auburn took its first lead of the game in the first overtime. The teams traded touchdowns, and in some cases, 2-point conversions from there, before Auburn's last-ditch throw to the end zone fell incomplete.

"Our kids fought, and I think everybody saw that," said coach Gus Malzahn.

Malzahn left the game saying Auburn showed plenty of resolve, that the Tigers are better than when they started, and they'd practice hard to get ready for next week's home game against Ole Miss.

Quarterback Sean White was steady, completing 19 of 32 passes for 254 yards. Peyton Barber had four rushing touchdowns.

Auburn took a 46-38 lead in the third overtime when Barber scored his fourth touchdown, and White completed a 2-point conversion pass to Melvin Ray. Arkansas answered, scoring on a fourth-and-2 play and converting on a 2-point conversion pass.

Barber rushed for 120 yards to go along with his four touchdowns.

Auburn had a 96-yard drive, its longest of the season.

Jeremy Johnson, the former starter, came in to quarterback Auburn for one play, and scored on a 1-yard run to tie Arkansas in the fourth quarter. The Hogs went up by 3, then it was game on for everybody.

Jason Smith scored on a 9-yard run on his first-ever Auburn carry.

Auburn finished the first half and started the second half in strong fashion after a sleepy start for the 11 a.m. game. Both teams piled on the points in overtime.

"I'm proud of our guys," Malzahn said. "They showed a lot of heart and a lot of character, especially to get us to overtime. They fought hard and did some good things."

Linebacker Kris Frost, who had an interception that would send Auburn on its way to its first touchdown, said Auburn will play on.

"We've never stopped fighting. We've never quit. We're never going to do that," Frost said.

Auburn started slowly. Arkansas had the ball for 11:27 of the first quarter, leaving Auburn with just 3:33 to play with. The Razorbacks finished the quarter with a 146-15 advantage in total yards. But Auburn began closing the gap as the second quarter wound down. Arkansas finished with 457 yards. Auburn had 416.

SCORING SUMMARY

Auburn.....	0	7	7	10	(22)	46
Arkansas.....	7	7	7	3	(30)	54

AR- Reed 11 yd run (Hedlund kick), 1st, 11:33
 AR- Sprinkle 23 yd pass (Hedlund kick), 2nd, 14:22
 AU- Barber 1yd run (Carlson kick), 2nd, 0:30
 AU- Smith 9 yd run (Carlson kick), 3rd, 9:09
 AR- Collins 7 yd run (Hedlund kick), 3rd, 2:14
 AU- J. Johnson 1 yd run (Carlson kick), 4th, 6:54
 AR- Hedlund 25 yd field goal, 4th, 1:07
 AU- Carlson 41 yd field goal, 4th, 0:04
 AU- Barber 2 yd run (Carlson kick), OT
 AR- Morgan 6 yd pass (Hedlund kick), OT
 AR- Walker 3 yd run (Hedlund kick), 2OT
 AU- Barber 2 yd run (Carlson kick), 2OT
 AU- Barber 1 yd run (Ray pass from White), 3OT
 AR- Walker 4 yd run (Sprinkle pass from Allen), 3OT
 AR- Morgan 25 yd pass (Walker pass from Allen), 4OT

TEAM STATISTICS

	AU	AR
First Downs	22	29
Rushes-Yards	52-162	49-213
Passing Yards	254	244
Comp-Att-Int	16-34-0	20-32-1
Total Plays-Yards	86-416	81-457
Punts-Avg.	6-36.2	4-42.5
Fumbles/Lost	1/0	2/0
Penalties-Yards	2-25	3-25
3rd Down Conv.	8-of-17	9-of-16
Time of Possession	27:09	32:51

INDIVIDUAL STATISTICS

RUSHING: (AU) - Barber 37-120 (4 TD), K. Johnson 7-31, Smith 1-9 (TD), Louis 1-8, J. Johnson 1-1 (TD), Truitt 2--1, White 3--6. (AR) - Collins 25-105 (TD), Walker 8-32 (2 TD), Reed 3-25 (TD), Mitchell 2-19, Williams 4-18, Allen 6-11, Morgan 1-3.
PASSING: (AU) - White 19-32-0-254. (AR) - Allen 19-31-1-233 (3 TD), Mitchell 1-1-0-11.
RECEIVING: (AU) - Louis 6-79, Ray 3-55, Smith 2-54, Stevens 2-18, King 2-13, Pettway 1-12, K. Johnson 1-11, Barber 1-11, Davis 1-1. (AR) - Morgan 6-56 (2 TD), Henry 5-68, Reed 4-47, Collins 3-39, Sprinkle 1-23 (TD), Allen 1-11.

Oct. 31, 2015 • ESPN • Jordan-Hare Stadium (87,451) • Auburn, Ala.

#19	OLE MISS	27
	AUBURN	19

GAME 8

Sean White's sore knee limited him in practice, but it didn't stop him from keeping Auburn in contention on game day before losing to Ole Miss 27-19 Saturday in Jordan-Hare Stadium.

White, who showed he was ready in pregame warmups, and threw his first college touchdown pass, a 47-yarder to Ricardo Louis, in short order. Daniel Carlson kicked four field goals for Auburn.

Auburn used a revolving door at quarterback to start the game, with White, Jeremy Johnson and Kerryon Johnson taking snaps. But it was White who had the big play to Louis for a 10-3 lead.

White played most of the way at quarterback, though Johnson had a long pass completion after lining up at receiver.

Auburn's defense showed some toughness, stopping Ole Miss on a fourth-and-1 at the 5 in the middle of the third quarter. Later, a Kris Frost interception set up an Auburn field goal. But the Rebels still came up with big offensive plays.

Ole Miss scored first in the second half on a Gary Wunderlich's 37-yard field goal for a 13-10 lead. Carlson hit a 23-yard field goal to make it 13-13, but the Rebels took a 20-13 lead when Chad Kelly threw a 45-yard touchdown pass to Derrick Jones.

White helped Auburn back, thanks to a 46-yard pass to Louis that would help set up a 33-yard field by Carlson with 14:34 left in the fourth quarter.

Frost's interception set up another Carlson field goal, but not before a little razzle dazzle. Johnson took a flip, and threw a long pass to Tony Stevens to the Ole Miss 3. The Tigers got no farther, so Carlson's fourth field goal of the game -- a 26-yarder -- made it Ole Miss 20-19 with 12 minutes left in the fourth quarter.

A Chad Kelly to Laquon Treadwell TD pass, plus an extra point, made it Ole Miss 27, Auburn 19 with 10:13 left in the fourth quarter.

SCORING SUMMARY

Ole Miss.....	3	7	10	7	27
Auburn.....	3	7	3	6	19

OM- Wunderlich 27 yd field goal, 1st, 8:30
 AU- Carlson 52 yd field goal, 1st, 3:52
 AU- Louis 47 yd pass (Carlson kick), 2nd, 14:11
 OM- Judd 25 yd run (Wunderlich kick), 2nd, 3:59
 OM- Wunderlich 37 yd field goal, 3rd, 12:20
 AU- Carlson 23 yd field goal, 3rd, 3:46
 OM- Jones 45 yd pass (Wunderlich kick), 3rd, 1:54
 AU- Carlson 33 yd field goal, 4th, 14:34
 AU- Carlson 26 yd field goal, 12th, 12:00
 OM- Treadwell 21 yd pass (Wunderlich kick), 4th, 10:13

TEAM STATISTICS

	OM	AU
First Downs	27	18
Rushes-Yards	39-156	41-125
Passing Yards	402	302
Comp-Att-Int	34-52-2	13-32-1
Total Plays-Yards	91-558	73-427
Punts-Avg.	5-40.4	5-45.6
Fumbles/Lost	2/0	0/0
Penalties-Yards	7-40	3-20
3rd Down Conv.	7-of-18	2-of-15
Time of Possession	33:30	26:30

INDIVIDUAL STATISTICS

RUSHING: (AU) - Robinson 18-91, Barber 8-17, J. Johnson 4-15, K. Johnson 5-7, Thomas 1-3, White 4--6. (OM) - Walton 20-78, Judd 8-54 (TD), Kelly 8-21, Wilkins 2-4, Pack 1--1.
PASSING: (AU) - White 12-28-1-258 (TD), J. Johnson 1-3-0-44, Smith 0-1-0-0. (OM) - Kelly 33-51-2-381 (2 TD), Treadwell 1-1-0-21
RECEIVING: (AU) - Louis 4-137 (TD), Thomas 3-37, Stevens 2-55, Davis 2-20, Ray 1-44, Cox 1-9. (OM) Stringfellow 8-71, Treadwell 7-114 (TD), Ingram 4-36, Walton 3-47, Pack 3-38, Judd 3-17, Adebayeh 3-8, Core 2-26, Jones 1-45 (TD).

Nov. 7, 2015 • SECN • Kyle Field (104,625) • College Station, Texas

AUBURN **26**

#25 **TEXAS A&M** **10**

GAME 9

Welcome back Jeremy Johnson.

The Auburn quarterback stepped in for injured Sean White in a big way, hitting his first nine passes, getting a nice assist from the Tigers' defense throughout and together they combined to beat Texas A&M 26-10 Saturday night in Kyle Field.

It was Auburn's most complete game of the season.

Johnson, who started the first three games before being replaced by White, threw a touchdown pass to give Auburn a 7-3 lead, then watched Jovon Robinson score from the 1 for a 14-3 advantage with 13:40 left in the second quarter. Texas A&M would cut it to 20-10 late in the third quarter, but that was in the midst of a Daniel Carlson field goal parade. His third, early in the fourth quarter, put Auburn on top 23-10. Another one made it 26-10 midway through the fourth.

Auburn's defense turned away two A&M scoring threats with interceptions near the goal line in the tone-setting first half. The Tigers also stopped the Aggies on a fourth-and-1 at the Auburn 23. The Aggies scored their first touchdown with 2:23 left in the third quarter. Auburn's defense turned away the Aggies again late in the game.

But Auburn was up 20-3 before then, thanks to Johnson's passing and Robinson's running in the first half, and field goals of 35 and 30 yards from Daniel Carlson in the third quarter. A&M scored on a 2-yard TD pass from Jake Hubenak to Speedy Noil late in the quarter to cut it to 20-10, but Carlson hit a 21-yard field early in the fourth to stretch the lead to 23-10.

White had started the previous five games, but the knee injury that threatened to sideline him last week against Ole Miss finally got him before the A&M game. White didn't practice the week leading up to the game because of his injury.

Johnson was 9-of-9 passing for 57 yards and a touchdown early on. Robinson had seven carries for 77 yards and a touchdown during that same span. Robinson broke the 100-yard barrier with six minutes left in the second quarter. Taylor Bertolet put A&M up early with a 50-yard field goal with 11:25 left in first quarter. But that was before Johnson got going.

SCORING SUMMARY

Auburn.....	7	7	6	6	--	26
Texas A&M.....	3	0	7	0	--	10

- TAMU- Bertolet 50 yd field goal, 1st, 11:25
- AU- Davis 9 yd pass (Carlson kick), 1st, 6:42
- AU- Robinson 1 yd run (Carlson kick), 2nd, 13:40
- AU- Carlson 35 yd field goal, 3rd, 12:29
- AU- Carlson 30 yd field goal, 3rd, 7:56
- TAMU- Noil 2 yd pass (Bertolet kick), 3rd, 2:23
- AU- Carlson 21 yd field goal, 4th, 13:39
- AU- Carlson 31 yd field goal, 4th, 6:33

TEAM STATISTICS

	AU	TAMU
First Downs	20	21
Rushes-Yards	52-311	38-166
Passing Yards	132	137
Comp-Att-Int	13-17-0	18-35-3
Total Plays-Yards	69-443	73-303
Punts-Avg.	3-34.7	2-41.5
Fumbles/Lost	1/0	0/0
Penalties-Yards	6-78	3-20
3rd Down Conv.	9-of-17	10-of-16
Time of Possession	33:57	26:03

INDIVIDUAL STATISTICS

RUSHING: (AU) - Robinson 27-159 (TD), Louis 6-43, Barber 13-41, R. Davis 1-28, Smith 1-24, K. Johnson 3-19. (TAMU) - Carson 21-109, Murray 8-37, White 5-11, Hubenak 2-5, Kirk 2-4.

PASSING: (AU) - J. Johnson 13-17-0-132 (TD). (TAMU) - Murray 13-23-3-105, Hubenak 5-12-0-32 (TD)

RECEIVING: (AU) - M. Davis 4-10 (TD), K. Johnson 3-43, Stevens, 2-38, Ray 2-30, Smith 2-11. (TAMU) Kirk 7-44, Seals-Jones 4-41, Noil 4-30 (TD), Reynolds 3-22.

Nov. 14, 2015 • CBS • Jordan-Hare Stadium (87,451) • Auburn, Ala.

GEORGIA **20**

AUBURN **13**

GAME 10

Auburn started fast, but Georgia figured out the Tigers in the second half on the way to a 20-13 victory Saturday in Jordan-Hare Stadium.

Auburn led 10-3 at the half, but couldn't find an answer down the stretch in the Deep South's Oldest Rivalry.

Isaiah McKenzie's 4-yard touchdown run tied Auburn with 1:20 left in third quarter, and he returned a punt 53 yards in the fourth quarter to give the Bulldogs the lead. A Morgan Marshall field goal gave the Bulldogs a 10-point lead. Daniel Carlson's 38-yard field goal -- his 14th straight -- cut Georgia's lead to seven with 1:14 left.

Georgia recovered Auburn's onside kick attempt and then ran out the clock.

It was a defensive day. Georgia had only 243 yards. Auburn had 275.

Auburn fell to 5-5 overall and 2-5 in the Southeastern Conference. Georgia improved to 7-3 overall and 5-3 in the league.

Jeremy Johnson quarterback Auburn in the first half. He split time with Sean White in the second half.

Auburn led Georgia 7-3 at halftime in Jordan-Hare Stadium.

Auburn scored on its opening drive when Kerryon Johnson took a direct snap and scored on a 7-yard run 4½ minutes into the game. The Tigers' offense didn't score the rest of the first half, turning over some of the big plays to Auburn's defense, which turned away one scoring chance when Georgia failed to convert on a fourth-and-1 play at the Tigers' 2.

Morgan's 40-yard field goal finally cut Auburn's lead to 7-3 with four minutes left in the second quarter.

Johnson was 4-for-4 passing on the first drive. Jovon Robinson rushed for 28 yards. Johnson 7-yard TD run finished off the drive.

SCORING SUMMARY

Georgia.....	0	3	7	10	--	20
Auburn.....	7	3	0	3	--	13

- AU- K. Johnson 7 yd run (Carlson kick), 1st, 10:24
- UG- Morgan 40 yd field goal, 2nd, 4:00
- AU- Carlson 42 yd field goal, 2nd, 0:34
- UG- McKenzie 4 yd run (Morgan kick), 3rd, 1:20
- UG- McKenzie 53 yd punt return (Morgan kick), 4th, 9:28
- UG- Morgan 38 yd field goal, 4th, 6:39
- AU- Carlson 38 yd field goal, 4th, 1:14

TEAM STATISTICS

	UG	AU
First Downs	15	16
Rushes-Yards	45-146	37-213
Passing Yards	97	62
Comp-Att-Int	12-17-0	15-27-1
Total Plays-Yards	62-243	64-275
Punts-Avg.	5-40.6	5-39.6
Fumbles/Lost	2/0	2/2
Penalties-Yards	5-48	2-16
3rd Down Conv.	5-of-14	4-of-14
Time of Possession	35:49	24:11

INDIVIDUAL STATISTICS

RUSHING: (UG) - Michel 26-77, McKenzie 4-26 (TD), Douglas 4-25, Godwin 2-14, Hicks 2-5, Lambert 4-2, Team 3-3. (AU) - Robinson 12-93, Barber 13-72, J. Johnson 7-31, Louis 2-14, K. Johnson 2-10 (TD), White 1-1.

PASSING: (UG) - Lambert 12-17-0-97. (AU) - J. Johnson 14-22-1-61, White 1-5-0-1

RECEIVING: (UG)- Blazevich 3-19, Mitchell 2-20, McKenzie 2-15, Michel 2-13, Payne 1-20, Rome 1-7, Douglas 1-3. (AU)- Davis 8-31, Louis 4-22, Barber 2-8, Stevens 1-1.

Nov. 21, 2015 • SECN • Jordan-Hare Stadium (87,451) • Auburn, Ala.

IDAHO	34
AUBURN	56

GAME 11

Auburn scored all sorts of ways, successfully executed a fake punt and generally had a good time beating Idaho 56-34 Saturday in Jordan-Hare Stadium in a proper tune-up for next week's Iron Bowl.

The game likely as a confidence booster for quarterback Jeremy Johnson, who threw for two touchdowns and ran for two more in a solid performance.

It was the most points Auburn has scored this season. Another good moment: Walk-on quarterback Tucker Tuberville played in his first game as his dad, former Auburn coach Tommy Tuberville, watched from the stands.

Auburn faked a punt to set up a touchdown and scored on an interception, a pass and a run. And that was just in the first half. Auburn scored two touchdowns in quick order in the second half for a 49-17 lead. Idaho made up ground late against backups. The next time Auburn plays here will be against Alabama at 2:30 p.m. next Saturday.

Auburn improved to 6-5 while becoming bowl eligible. Idaho fell to 3-8.

Johnson scored on runs of 1 and 2 yards, and threw a 15-yard touchdown pass to Ricardo Louis and a 5-yard TD pass to Tony Stevens.

He finished hitting 13-of-19 passes for 163 yards and ran for 23 more before departing with a big lead early in the fourth quarter.

Johnson's 5-yard touchdown pass to Stevens put Auburn up 42-17 with 12:02 left in third quarter. Johnson's 2-yard TD run pushed it to 49-17 six minutes later.

Roc Thomas' 56-yard touchdown run made it 56-20 with 12:46 left in the game.

Kevin Phillips' 24-yard gain on a fake punt, along with sporty running by Jovon Robinson, help set up a 1-yard touchdown run by Johnson for Auburn's third touchdown. Rudy Ford returned an interception 48 fancy yards for the Tigers' fifth touchdown.

There were plenty of regular touchdowns, too.

SCORING SUMMARY

Idaho.....	7	10	3	14	—	34
Auburn.....	14	21	14	7	—	56

AU- Barber 2 yd run (Carlson kick), 1st, 12:31
 UI- Penny 4 yd run (Rehkw kick), 1st, 11:38
 AU- Robinson 13 yd run (Carlson kick), 1st, 4:49
 UI- Rehkw 25 yd field goal, 2nd, 14:56
 AU- J. Johnson 1 yd run (Carlson kick), 2nd, 9:44
 AU- Louis 15 yd pass (Carlson kick), 2nd, 7:58
 AU- Ford 48 yd interception return (Carlson kick), 2nd, 6:47
 UI- Linehan 1 yd run (Rehkw kick), 2nd, 2:25
 AU- Stevens 5 yd pass (Carlson kick), 3rd, 12:02
 AU- J. Johnson 2 yd run (Carlson kick), 3rd, 6:30
 UI- Rehkw 45 yd field goal, 3rd, 2:24
 AU- Thomas 56 yd run (Carlson kick), 4th, 12:46
 UI- Hightower 9 yd pass (Rehkw kick), 4th, 10:19
 UI- Luton 1 yd run (Rehkw kick), 4th, 5:18

TEAM STATISTICS

	UI	AU
First Downs	26	25
Rushes-Yards	37-123	51-297
Passing Yards	356	163
Comp-Att-Int	29-48-2	13-19-0
Total Plays-Yards	85-479	70-460
Punts-Avg.	3-38.7	5-37.0
Fumbles/Lost	2/1	2/0
Penalties-Yards	4-38	11-107
3rd Down Conv.	8-of-18	7-of-13
Time of Possession	32:48	27:12

INDIVIDUAL STATISTICS

RUSHING: (UI) - Duckworth 10-35, Luton 10-34 (TD), Linehan 8-26 (TD), Saunders 5-12, Hightower 1-10, Penny 2-8 (TD). (AU) - Robinson 15-99 (TD), Thomas 4-78 (TD), Barber 12-47 (TD), Tillman 5-24, Phillips 1-24, J. Johnson 5-23 (2 TD), Louis 3-18, Tuberville 2-14, K. Johnson 1-3, Smith 1- -5, R. Davis 1- -8.
PASSING: (UI) - Linehan 15-29-1-192, Luton 14-18-1-164 (TD), Coles 0-1-0-0. (AU) - J. Johnson 13-19-0-163 (2 TD).
RECEIVING: (UI) - Cowan 10-118, Hightower 8-161 (TD), Watson 4-50, Duckworth 2-7, Boston 1-9, Mwehla 1-7, Coles 1-5, Saunders 1-0, Bradley 1- -1. (AU) - Louis 4-90 (TD), Stevens 3-28 (TD), M. Davis 3-22, Smith 1-15, Ray 1-10, K. Johnson 1- -2.

Peyton Barber scored on a 2-yard run 2½ minutes into the game. Robinson scored next on a 13-yard run. Idaho hung around early. Scoring on its second offensive snap on a Eli-jhaa Penny 4-yard run and an Austin Rehkw kicks a 25-yard field goal.

That field goal cut Auburn's lead to 14-10.

But Auburn scored on the fake-punt drive and then, following an Idaho fumble, scored when Johnson threw an easy-as-you-please 15-yard touchdown pass to Ricardo Louis for a 28-10 lead with 7:58 left in the second quarter.

Ford then scored on his 48-yard interception return. Matt Linehan's 1-yard touchdown run with 2:25 left in the second quarter cut Auburn's lead to 35-17.

Johnson set the tone in the first half hitting 9-of-12 passes for 89 yards and a touchdown. Robinson had 15 carries for 99 yards and a touchdown.

Nov. 28, 2015 • CBS • Jordan-Hare Stadium (87,451) • Auburn, Ala.

#2 ALABAMA	29
AUBURN	13

GAME 12

Jeremy Johnson threw a highlight reel touchdown pass to Jason Smith, but in a game of field goals, it wasn't enough to carry the day for Auburn at the Iron Bowl.

Alabama's Adam Griffith kicked five field goals and the Tide threw a touchdown pass of its own in the third quarter and added a touchdown late to beat Auburn 29-13 Saturday in the 80th renew of the rivalry.

The Johnson-to-Smith 77-yard touchdown pass was the stuff of the Prayer in Jordan-Hare win over Georgia, and Auburn's Kick Six win over Alabama in 2013. But while Smith made a great catch by tipping the ball to himself while running full speed, it didn't result in a win.

Auburn ended the regular season with a 6-6 record. Four of the losses were one-possession games, losing by eight or fewer points. The loss to Alabama was by double digits, thanks to a Tide touchdown with 26 seconds left.

It was a rebound for Griffith at Jordan-Hare Stadium. He missed a long field goal try on the last play of the 2013 Iron Bowl, the miss that Chris Davis turned into the Kick Six 109-yard return that beat Alabama on the final play.

This time, Griffith kicked four field goal in the first half for a 12-6 Alabama lead. He outdueled Auburn's Daniel Carlson, who hit two of his three tries.

Griffith hit field goals of 27, 40, 26 and 50 yards in the first half. Carlson ran his streak to 16 consecutive field goals when he hit field goals of 24 and 48 yards. He missed one after that.

Auburn fans cheered before the game upon seeing the return of Cam Newton, one of the stars of Auburn's 2010 Iron Bowl win. The fans cheered again when the big video board showed Davis' Kick Six return.

Neither offense did much around the end zone in the first half. Auburn finished with 146 yards with Jovon Robinson's 53 rushing yards leading the way. Johnson hit 3-of-7 passes for 56 yards in the first half and

SCORING SUMMARY

Alabama.....	3	9	7	10	—	29
Auburn.....	6	0	7	0	—	13

UA- Griffith 26 yd field goal, 1st, 11:28
 AU- Carlson 24 yd field goal, 1st, 7:35
 AU- Carlson 44 yd field goal, 1st, 1:49
 UA- Griffith 40 yd field goal, 2nd, 11:47
 UA- Griffith 26 yd field goal, 2nd, 6:58
 UA- Griffith 50 yd field goal, 2nd, 0:24
 UA- Stewart 34 yd pass (Griffith kick), 3rd, 5:14
 AU- Smith 77 yd pass (Carlson kick), 3rd, 4:27
 UA- Griffith 47 yd field goal, 4th, 10:04
 UA- Henry 25 yd run (Griffith kick), 4th, 0:26

TEAM STATISTICS

	UA	AU
First Downs	24	12
Rushes-Yards	50-286	37-91
Passing Yards	179	170
Comp-Att-Int	17-26-0	10-23-0
Total Plays-Yards	76-465	60-261
Punts-Avg.	3-48.3	5-40.4
Fumbles/Lost	0/0	2/1
Penalties-Yards	7-65	8-62
3rd Down Conv.	5-of-16	3-of-15
Time of Possession	35:23	24:37

INDIVIDUAL STATISTICS

RUSHING: (UA) - Henry 46-271 (TD), Coker 3-13, Harris 1-2. (AU) - Robinson 14-51, Barber 8-29, Louis 4-19, K. Johnson 3-7, Smith 2-3, J. Johnson 6- -18.
PASSING: (UA) - Coker 17-26-0-179 (TD). (AU) - J. Johnson 10-23-0-170 (TD)
RECEIVING: (UA) -Stewart 8-81 (TD), Ridley 6-90, Mullaney 2-4, Harris 1-4. (AU) - Smith 2-82 (TD), Barber 2-31, Ray 2-6, Louis 1-24, Robinson 1-20, Davis 1-4. Stevens 1-3.

finished hitting 10-of-23 passes for 169 yards.

Alabama finished with 465 yards, 271 of those came via Derrick Henry runs. Auburn finished with 260 yards.

Both quarterbacks did better in the third quarter than the first half. Alabama's Jake Coker stepped away from trouble twice on one drive, and the second dramatic getaway resulted in a 34-yard touchdown pass to ArDarius Stewart.

Alabama then benefited from two personal foul penalties on Auburn on one play, gaining those 30 yards without trying, setting up Griffith's final field goal, a 46-yarder. Alabama's final touchdown came on a Henry 25-yard run with 26 seconds left.

Nov. 21, 2015 • SECN • Jordan-Hare Stadium (87,451) • Auburn, Ala.

AUBURN **31**

MEMPHIS **10**

GAME 13

Jeremy Johnson helped Auburn close out the season in fine fashion Wednesday when he came off the bench to lead the Tigers to a 31-10 victory over Memphis in the Birmingham Bowl.

Johnson threw the go-ahead touchdown pass in the third quarter, ran for another score early in the fourth and brought life to what had been a hard-fought game. It was 10-10 before the dramatics began in front of a Birmingham Bowl record crowd of 59,430 in Legion Field.

After the game, coach Gus Malzahn announced he hired Kevin Steele as his defensive coordinator. That's the same position he held at LSU.

Auburn running back Jovon Robinson was named the game's MVP after rushing for 126 yards. The Tigers' defense turned in an MVP performance, too, holding Memphis to 205 yards.

Johnson's play, coupled with an Auburn defense that allowed three points and Peyton Barber crossing the 1,000-yard rushing barrier for the season, allowed the Tigers to finish the season with a 7-6 record. Memphis fell to 9-4.

Johnson, subbing for starter Sean White, threw an 11-yard touchdown pass to Jason Smith for the lead with 3:12 left in the third quarter. His 5-yard touchdown run on the first play of the fourth quarter made it 24-10.

Barber's running allowed Auburn to have at least one 1,000-yard rusher in seven straight seasons.

Auburn showed a little trickery early in the game before pounding away at Memphis in the second half.

A fake punt set up a 20-yard Daniel Carlson for Auburn's first score and Kerryon Johnson scored on an 8-yard run out of the Wildcat formation for a 10-0 first quarter lead.

A Memphis field goal and a Reggie Ball 56-yard interception return tied things up in the second quarter.

Carlson's field goal was a record-setter. It gave him 23 on the season,

a single-season Auburn record. Johnson's TD run came with 1:58 left in the first quarter.

Auburn's Blake Countess came through with another big play, blocking a Jake Elliott field goal try with 5:55 left in the second quarter.

SCORING SUMMARY

Auburn	10	0	7	14	—	31
Memphis	0	10	0	0	—	10

- AU- Carlson 20 yd field goal, 1st, 8:35
- AU- K. Johnson 8 yd run (Carlson kick), 1st, 1:58
- MEM- Elliott 53 yd field goal, 2nd, 10:03
- MEM- Ball 53 yd int. (Elliott kick), 2nd, 3:06
- AU- Smith 11 yd pass (Carlson kick), 3rd, 3:12
- AU- J. Johnson 5 yd run (Carlson kick), 4th, 14:57
- AU- Robinson 4 yd run (Carlson kick), 4th, 12:57

TEAM STATISTICS

	AU	MEM
First Downs	23	13
Rushes-Yards	56-252	31-99
Passing Yards	150	106
Comp-Att-Int	10-16-3	16-37-1
Total Plays-Yards	72-402	68-205
Punts-Avg.	3-39.7	6-47.2
Fumbles/Lost	0/0	1/0
Penalties-Yards	3-45	6-40
3rd Down Conv.	6-of-13	8-of-19
Time of Possession	34:17	25:43

INDIVIDUAL STATISTICS

RUSHING: (AU) - Robinson 27-126 (TD), Barber 12-41, Thomas 5-29, J. Johnson 3-26 (TD), K. Johnson 6-24 (TD), Smith 1-6, Louis 1-0, White 1-0. (MEM) - Dorceus 11-48, Cooper, 4-26, Craft 5-12, Henderson 2-10, Frazier 3-6, Lynch 5- -1, Cross 1- -2.

PASSING: (AU) - White 8-13-2-102, J. Johnson 1-1-0-11 (TD), Phillips 1-1-0-37, Smith 0-1-1-0. (MEM) - Lynch 16-37-1-106

RECEIVING: ((AU) - Ray 2-50, Stevens 2-25, Davis 2-7, K. Johnson 1-37, Louis 1-17, Smith 1-11 (TD), Barber 1-3. (MEM) - Frazier 4-47, Mayhue 4-26, Jones 3-16, Miller 3-10, Henderson 1-7, Cross 1-0.

LAST TIME...

An Auburn Team

Had 35 First Downs ... vs. Western Carolina, 2002 (37)
Had 30 First Downs ... vs. Texas A&M, 2014 (31)

Had 545 yards rushing ... vs. #5 Missouri [SECCG], 2013 (545)
Had 400 yards rushing ... vs. #5 Missouri [SECCG], 2013 (545)
Had 300 yards rushing ... at #25 Texas A&M, 2015 (311)
Had 300 yards rushing in back-to-back games ... vs. Arkansas (302) and vs. San José State (358), 2014
Had 300 yards rushing in three-straight games ... vs. Western Carolina (511); at #7 Texas A&M (379); vs. FAU (422), 2013
Had 300 yards rushing in six consecutive games ... at Kentucky (311); vs. Arkansas (330); vs. LSU, (440); at Ole Miss (343); vs. Chattanooga (303); vs. Georgia (315), 2010
Had 300 yards rushing in six consecutive SEC games ... vs. South Carolina (334); at Kentucky (311); vs. Arkansas (330); vs. LSU, (440); at Ole Miss (343); vs. Georgia (315), 2010
Had 70 or more rushing attempts ... vs. #5 Missouri [SECCG], 2013 (74)
Had 60 or more rushing attempts ... vs. #5 Missouri [SECCG], 2013 (74)
Had 50 or more rushing attempts ... Memphis, 2015 (56)
Had seven or more rushing TDs ... vs. #5 Missouri [SECCG], 2013 (7)
Had six or more rushing TDs ... at Arkansas, 2015 (6)
Had five or more rushing TDs ... Idaho, 2015 (5)
Had four or more rushing TDs ... Idaho, 2015 (5)
Had four or more rushing TDs in six straight games ... vs. Western Carolina (5), at #7 Texas A&M (4), vs. Florida Atlantic (4), at Arkansas (4), at Tennessee (5) & vs. #25 Georgia (4), 2013
Had 3 or more rushing TDs in seven straight games ... vs. #24 Ole Miss (3), vs. Western Carolina (5), at #7 Texas A&M (4), vs. Florida Atlantic (4), at Arkansas (4), at Tennessee (5) & vs. #25 Georgia (4), 2013
Had 3 or more rushing TDs in consecutive games ... San Jose' St. (5), at Kentucky (3), at Arkansas (6), 2015
Had 3 or more rushing TDs in three consecutive games ... San Jose' St. (5), at Kentucky (3), at Arkansas (6), 2015

Had 450 or more yards passing... at #2 Alabama, 2014 (456)
Had 400 or more yards passing... at #2 Alabama, 2014 (456)
Had 350 or more yards passing... at #2 Alabama, 2014 (456)
Had 300 or more yards passing ... #19 Ole Miss, 2015 (302)
Had 50 or more pass attempts ... vs. Mississippi State, 1997 (54)
Had 30 or more pass completions ... vs. Arkansas, 1995 (34)
Had fewer than 10 pass attempts ... at Tennessee, 2013 (7)
Had fewer than 10 pass completions ... vs. San Jose State, 2015 (6)
Had fewer than 5 pass completions ... at Tennessee, 2013 (3)
Had fewer than 10 pass attempts in consecutive games ... at Arkansas (9) & at Tennessee (7), 2013
Had fewer than 10 pass completions in consecutive games ... at Arkansas (8) & at Tennessee (3), 2013
Had five TDs passing ... vs. Ball State, 2009 (5)
Had four TDs passing ... vs. Louisiana Tech, 2014 (4)
Had three TDs passing ... at #2 Alabama, 2014 (3)

Had 700 or more yards total offense ... vs. Western Carolina, 2013 (712)
Had 600 or more yards total offense ... at #2 Alabama, 2014 (630)
Had 600 or more yards total offense and lost ... at #2 Alabama, 2014 (630)
Had 500 or more yards total offense ... at #2 Alabama, 2014 (630)
Had 500 or more yards total offense in consecutive games ... vs. South Carolina, 2014 (551), at #7 Ole Miss, 2014 (507) & vs. Texas A&M (582), 2014
Had 500 or more yards total offense in three straight games ... vs. South Carolina, 2014 (551), at #7 Ole Miss, 2014 (507) & vs. Texas A&M (582), 2014
Had 1300 or more yards total offense combined in consecutive games ... vs. Western Carolina (712) & at #7 Texas A&M (615), 2013
Had 90 or more total plays... at #2 Alabama, 2014 (90)
Had 85 or more total plays ... at Arkansas, 2015 (86)
Had 80 or more total plays ... at Arkansas, 2015 (86)

Scored 70 or more points... vs. ULM, 2003 (73)
Scored 60 or more points ... vs. Western Carolina, 2013 (62)
Scored 50 or more points ... vs. Idaho, 2015 (56)
Scored 40 or more points ... at Arkansas, 2015 (46)
Scored 40 or more points in three consecutive games ... vs. Western Carolina (62); at No. 7 Texas A&M (45); vs. Florida Atlantic (45), 2013
Scored 30 or more points in 11 consecutive games ... vs. Western Carolina (62); at No. 7 Texas A&M (45); vs. Florida Atlantic (45); at Arkansas (35); at Tennessee (55); vs. #25 Georgia (43); vs. #1 Alabama (34); vs. #5 Missouri (59); vs. #1 Florida State (31), 2013; vs. Arkansas (45), vs. San José State (59), 2014

Was held scoreless ... at Alabama, 2012 (0-49)
Was held scoreless at Jordan-Hare Stadium ... vs. Georgia, 2012 (0-38)
Won a game without scoring an offensive touchdown ... at Miss. State, 2008 (3-2)
Won a game without a rushing touchdown ... at #20 Kansas State, 2014
Won a game in the last 25 seconds with a TD ... vs. #1 Alabama, 2013 (CB Chris Davis returns missed field goal 100 yards [109 yds] for a touchdown)

Had 200-yard rusher and 100-yard receiver in a game ... vs. Syracuse, 2002 (Carnell Williams [202 rush] and Marcel Willis [113 receiving])
Had 150-yard rusher and 150-yard receiver in a game ... vs. Arkansas, 2014 (Cameron Artis-Payne [177 rush] and D'haquille Williams [154 receiving])
Had two 100-yard rushers and one 100-yard receiver in a game ... vs. #15 LSU, 2014 (Cameron Artis-Payne [126 rush], Nick Marshall [119 rush], Sammie Coates [144 rec])
Had 100-yard receiver and 100-yard rusher in a game ... at #7 Ole Miss, 2014 (Cameron Artis-Payne [143 rush] & D'haquille Williams [122 rec])
Had 100-yard receiver and 100-yard rusher in back-to-back games ... vs. #15 LSU (Cameron Artis-Payne [126 rush], Nick Marshall [119 rush], Sammie Coates [144 rec]) & at #3 Mississippi State, 2014 (D'haquille Williams [108 rec], Nick Marshall [100 rush])
Had two 100-yard rushers in back-to-back games ... vs. Louisiana Tech, 2014 (Cameron Artis-Payne [116] and Nick Marshall [105]) & vs. #15 LSU, 2014 (Cameron Artis-Payne [126 rush] and Nick Marshall [119 rush])
Had two 100-yard rushers in a game... vs. South Carolina, 2014 (Cameron Artis-Payne [167 rush], Ricardo Louis [102 rush])
Had a 300-yard rusher & 100-yard rusher in a game... vs. #5 Missouri [SECCG], 2013 (Tre Mason [304] and Nick Marshall [101])
Had a 200-yard rusher & 100-yard rusher in a game... vs. #5 Missouri [SECCG], 2013 (Tre Mason [304] and Nick Marshall [101])
Had two 150-yard rushers in a game... vs. Mississippi State, 2003 (Brandon Jacobs [182] and Carnell Williams [164])
Had three 100-yard rushers in a game ... vs. Maryland, 1983 (Tommie Agee [219], Lionel James [115] and Bo Jackson [105])
Had two 100-yard receivers in a game... at #2 Alabama, 2014 (Sammie Coates [206] and D'haquille Williams [121])
Had a 60-yard run and a 60-yard pass in a game ... vs. Alabama, 2009 (Terrell Zachery 67 rush, Chris Todd to Darwin Adams 72 pass)
Had three players with 2 rushing TDs... vs. ULM, 2003 (Carnell Williams [2], Brandon Jacobs [2], Tre Smith [2])
Had three players with 2 TDs... vs. Georgia, 2010 (Onterio McCalebb [3 rush], Cam Newton [2 rush], Philip Lutzenkirchen [2 rec.])
Had two players with seven or more catches in a game ... Courtney Taylor (7) & Silas Daniels vs. Alabama, 2003 (7)
Had quarterback catch a pass from himself ... Nick Marshall vs. Mississippi State, 2013 (37 yards)
Scored a touchdown on offense, defense and special teams... vs. ULM, 2008 (2 offense [1 pass, 1 rush], 1 defense [fumble return], 1 special team [punt return])
Scored on the first offensive play ... vs. Alabama, 2003 (Carnell Williams, 80-yd run)
Scored on first offensive series ... vs. Memphis, 2015 (Daniel Carolson 20 yd field goal)
Scored 2 touchdowns in the final 32 seconds ... vs. #1 Alabama, 2013 (Sammie Coates 39 yd pass from Nick Marshall (:32), Chris Davis 100 yd missed field goal return (:00); other time at Georgia Tech, 1987 (records back to 1967)
Returned a kickoff and a punt for a TD in the same game ... at Tennessee, 2013 (kickoff: Corey Grant, 90 yards & punt: Chris Davis, 85 yards) [1st time in Auburn history]
Returned a punt for a TD ... vs. Louisiana Tech, 2014 (Quan Bray) [76 yards]
Returned a kickoff for a TD ... at Tennessee, 2013 (Corey Grant) [90 yards]
Returned a missed FG for a TD...vs. Alabama, 2013 (Chris Davis) [100 yds]
Returned opening kickoff for a TD ... vs. Tennessee-Martin, 2008 (Tristan Davis) [95 yards]
Returned 2nd half opening KO for TD ... at Tennessee, 2013 (Corey Grant) [90 yds]
Returned three Interceptions for TDs ... vs. LSU, 1994 (Ken Alvis, Fred Smith, Brian Robinson)
Returned two Interceptions for TDs ... vs. LSU, 1994 (Ken Alvis, Fred Smith, Brian Robinson)
Returned an Interception for a TD ... vs. Idaho, 2015 (Johnathan Ford) [48]
Returned two fumbles for TDs ... vs. Vanderbilt, 2002 (Spencer Johnson, Karlos Dansby)
Returned a fumble for a TD ... vs. Louisville, 2015 (Justin Garrett) [82]
Had five or more fumbles ... vs. Southern Miss (5), 2008
Did not commit a turnover ... vs. Idaho, 2015
Did not commit a turnover in three consecutive games ... San Jose' St., at Kentucky, at Arkansas (2015)

LAST TIME...

Did not commit a turnover in back-to-back games ... San Jose' St., at Kentucky, at Arkansas (2015)

Blocked a punt ... vs. Alabama, 2013 (Ryan Smith)
 Blocked two punts ... vs. Virginia [Chick-fil-A] 2011 (Garrett Harper, Angelo Blackson)
 Blocked three punts ... vs. ULM, 2003 (3 - Justin Fetsko [2], Donnay Young)
 Returned a blocked punt for a TD ... vs. Florida, 2006 (Tre Smith)
 Blocked a field goal ... vs. Alabama, 2013 (Nosa Eguae)
 Returned a blocked field goal for a TD ... vs. Kentucky, 2009 (Neiko Thorpe) [69]
 Blocked two field goals in a game ... vs. ULM, 2012 (Angelo Blackson, Corey Lemonier)
 Blocked a PAT attempt ... at #2 Alabama, 2014 (Angelo Blackson)
 Blocked two PAT attempts ... vs. LSU, 1998 (Charles Dorsey, 2)
 Had a PAT blocked ... at Tennessee, 2013 (Cody Parkey)
 Missed a PAT ... at Tennessee, 2013 (Cody Parkey, blocked)
 Missed a kicking PAT ... vs. Tennessee-Chattanooga, 2010 (Wes Byrum)
Made 90 straight kicking PATs ... Daniel Carlson, 2014-15 (96)
 Had a punt blocked ... at Mississippi State, 2009 (Clinton Durst)
 Had a field goal blocked ... vs. Texas A&M, 2014 (Daniel Carlson)
 Had a field goal blocked & returned for a TD ... vs. Texas A&M, 2014 (Daniel Carlson 41-yard FGA blocked by Myles Garrett & returned by Deshazor Everett 65 yards)
 Had a successful on-side kick ... vs. #5 Missouri [SECCG], 2013 (Cody Parkey)
 Scored a safety ... vs. Alabama A&M, 2012 (Team)
 Scored on a fake field goal ... vs. Vanderbilt, 2000 (Duval pass to Diamond)
Scored an offensive two-point conversion ... at Arkansas, 2015 (Melvin Ray pass from Sean White)
 Scored two or more offensive two-point conversions ... vs. Florida, 2002 [2]
 Scored a defensive two-pt conversion ... vs. Ole Miss, 2009 (Demond Washington)

Held an opponent scoreless ... vs. ULM, 2008 (34-0)
 Held an opponent scoreless at Jordan-Hare Stadium ... vs. ULM, 2008 (34-0)
 Held an opponent to five or fewer first downs ... vs. Ball State, 2001 (5)
 Held an opponent to 10 or fewer first downs ... vs. Florida Atlantic, 2013 (10)
 Intercepted five or more passes ... vs. Northwestern [Outback], 2009 (5)
 Intercepted four or more passes ... vs. Northwestern [Outback], 2009 (5)
 Intercepted three or more passes in consecutive games ... at #2 Alabama, 2014 (3) & vs. #17 Wisconsin in Outback Bowl, 2015 (3)
Intercepted three or more passes ... at #25 Texas A&M, 2015 (3)
 Allowed opponent 600 yards total offense and Auburn still won ... at #7 Texas A&M, 2013 (602)
Held an opponent to 300 or less yards total offense ... vs. Memphis, 2015 (205)
 Held an opponent to 200 or less yards total offense ... vs. Western Carolina, 2013 (173)
 Held an opponent to 150 or less yards total offense ... at Mississippi State, 2008 (116)
 Held an opponent to 100 or less yards total offense ... vs. Ball State, 2001 (92)
Held an opponent to 100 or less yards rushing ... vs. Memphis, 2015 (99)
 Held an opponent to 50 or less yards rushing ... at #20 Kansas State, 2014 (40)
 Held an opponent to negative yards rushing ... vs. Florida, 2001 (-36)
Held an opponent to 100 or less yards passing ... Georgia, 2015 (97)
 Held an opponent to no third down conversions ... vs. #15 LSU, 2014 (0-of-13)
Held an opponent without an offensive touchdown ... vs. Memphis, 2015
 Held an opponent without a touchdown ... vs. Western Carolina, 2013

Had 10 or more penalties ... vs. Idaho, 2015 (11)
Had 1 or fewer penalty ... vs. San Jose State, 2015 (1)
Had 100 or more penalty yards ... vs. Idaho, 2015 (107)
 Had 5 or fewer penalty yards ... at Tennessee, 2013 (5)
Had 35 minutes time of possession... vs. Mississippi State, 2015 (36:10)
 Was involved in a game that ended in a tie ... vs. Georgia, 1994 (23-23)
Was involved in an overtime game ... at Arkansas (4 OT), 2015 (54-46 loss)
Was involved in two overtime games in a single season ... vs. Jacksonville St. (27-20 win), at Arkansas (4 OT, 54-46 loss), 2015

An Auburn Player

Rushed 40 times in a game ... Tre Mason (46) vs. #5 Missouri [SECCG], 2013
Rushed 35 times in a game ... Peyton Barber (37) at Arkansas, 2015
Rushed 30 times in a game ... Peyton Barber (37), at Arkansas, 2015
 Rushed for 300 yards in a game ... Tre Mason (304) vs. #5 Missouri [SECCG], 2013
 Rushed for 200 yards in a game ... Cameron Artis-Payne (221) vs. Texas A&M, 2014
Rushed for 150 yards in a game ... Jovon Robinson (159) at #25 Texas A&M, 2015
Rushed for 100 yards in a game ... Jovon Robinson (126) vs. Memphis, 2015
 Quarterback rushed for 200 yards in a game ... Nick Marshall (214) at Tennessee, 2013
 Quarterback rushed for 100 yards in a game ... Nick Marshall (100) at #3 Mississippi State, 2014
 Quarterback rushed for 100 yards in back-to-back SEC games ... Nick Marshall vs. #15

LSU (119) and at #3 Mississippi State (100), 2014
 Quarterback rushed for 100 yards in 3 games during a season ... Nick Marshall vs. Louisiana Tech (105), #15 LSU (119) and at #3 Mississippi State (100), 2011
 Rushed for 100 yards in six consecutive games ... Tre Mason at Arkansas (168), at Tennessee (117), vs. #25 Georgia (115), vs. #1 Alabama (164), vs. #5 Missouri [SECCG] (304), vs. #1 Florida State [BCSNC] (195), 2013
 Rushed for 100 yards in three consecutive games ... Cameron Artis-Payne vs. South Carolina (167), at #7 Ole Miss (143) & vs. Texas A&M (221), 2014
Rushed for 100 yards in consecutive games ... Peyton Barber vs. Mississippi St. (137), San Jose' St. (147), 2015
 Rushed for 100 yards in four consecutive games vs. ranked opponents ... Tre Mason vs. #25 Georgia (115), vs. #1 Alabama (164), vs. #5 Missouri [SECCG] (304), vs. #1 Florida State [BCSNC], 2013
 Rushed for 100 yards in three consecutive games vs. ranked opponents ... Tre Mason vs. #25 Georgia (115), vs. #1 Alabama (164), vs. #5 Missouri [SECCG] (304), vs. #1 Florida State [BCSNC], 2013
 Rushed for 100 yards in consecutive games vs. ranked opponents ... Nick Marshall vs. #15 LSU (119) and at #3 Mississippi State (100), 2014
 Rushed for 100 yards in three consecutive games ... Tre Mason vs. #1 Alabama (164), vs. #5 Missouri [SECCG] (304), vs. #1 Florida State [BCSNC] (195), 2013
 Rushed for 150 yards in consecutive games ... Tre Mason vs. #1 Alabama (164), vs. #5 Missouri [SECCG] (304), vs. #1 Florida State [BCSNC] (195), 2013
 Rushed for 6 or more TDs in a game ... Carnell Williams vs. Mississippi St., 2003 (6)
Rushed for 5 or more TDs in a game ... Peyton Barber vs. San Jose' St., 2015 (5)
Rushed for 4 or more TDs in a game ... Peyton Barber at Arkansas, 2015 (4)
Rushed for 3 or more TDs in a game ... Peyton Barber at Arkansas, 2015 (4)
Rushed for 2 or more TDs in a game ... Jeremy Johnson vs. Idaho, 2015 (2)
 2 Players Rushed for 2 or more TDs in a game ... Nick Marshall (2) & Cameron Artis-Payne (2) vs. Texas A&M, 2014
 Rushed for 3 TDs or more in consecutive games ... Tre Mason at Arkansas (4) & at Tennessee (3), 2013
QB Rushed for 2 or more TDs in a game ... Jeremy Johnson vs. Idaho, 2015
 QB Rushed for 2 or more TDs in back-to-back SEC games ... Nick Marshall vs. South Carolina (3), at #7 Ole Miss (2) & vs. Texas A&M (2), 2014
 QB Rushed for 2 or more TDs in 3 straight SEC games ... Nick Marshall vs. South Carolina (3), at #7 Ole Miss (2) & vs. Texas A&M (2), 2014
 Rushed for 2 or more TDs in four consecutive games ... Carnell Williams vs. Western Carolina (2), vs. Vanderbilt (2), at Mississippi State (2), vs. Syracuse (2), 2002
 Rushed for 2 or more TDs in three consecutive games ... Nick Marshall vs. South Carolina (3), at #7 Ole Miss (2) & vs. Texas A&M (2), 2014
 Rushed for a TD in 11 consecutive games ... Tre Mason at #6 LSU (2); vs. #24 Ole Miss (1); vs. WCU (2); at #7 Texas A&M (1); vs. Florida Atlantic (1); at Arkansas (4); at Tennessee (3); vs. #25 Georgia (1); vs. #1 Alabama (1); vs. #5 Missouri [SECCG] (4); vs. #1 Florida State (1), 2013
 Rushed for a TD in 10 consecutive games ... Tre Mason at #6 LSU (2); vs. #24 Ole Miss (1); vs. WCU (2); at #7 Texas A&M (1); vs. Florida Atlantic (1); at Arkansas (4); at Tennessee (3); vs. #25 Georgia (1); vs. #1 Alabama (1); vs. #5 Missouri [SECCG] (4); vs. #1 Florida State (1), 2013
Rushed for a combined 11 TDs in 3 straight games ... Peyton Barber vs. San Jose' St. (5), at Kentucky (2), at Arkansas (4), 2015
 Rushed for a combined 9 TDs in 3 straight games ... Cam Newton at Kentucky (4), vs. #12 Arkansas (3) and vs. #6 LSU (2), 2010
 Rushed for a combined 8 TDs in 3 straight games ... Tre Mason at Arkansas (4), at Tennessee (3) and vs. #25 Georgia (1), 2013
 Rushed for a combined 7 TDs in 3 straight games ... Nick Marshall vs. South Carolina (3), at #7 Ole Miss (2) & vs. Texas A&M (2), 2014
Rushed for a TD on his first career rush ... Jason Smith at Arkansas, 2015 (9 yds)

Passed for 450 yards in a game ... Nick Marshall at #2 Alabama, 2014 (456)
 Passed for 400 yards in a game ... Nick Marshall at #2 Alabama, 2014 (456)
 Passed for 300 yards in a game ... Nick Marshall at #2 Alabama, 2014 (456)
 Attempted 50 passes in a game ... Dameyune Craig vs. Mississippi State, 1997 (54)
 Attempted 40 passes in a game ... Nick Marshall at #2 Alabama, 2014 (43)
 Threw five TDs in a game ... Chris Todd vs. Ball State, 2009 (5)
 Threw four TDs in a game ... Jeremy Johnson vs. Western Carolina, 2013 (4)
 Threw three TDs in a game ... Nick Marshall at #2 Alabama, 2014 (3)
 Threw four TDs or more in consecutive games ... Chris Todd vs. West Virginia (4), vs. Ball State (5), 2009
 Threw two TDs or more in five consecutive games ... Cam Newton at Ole Miss (2), vs. Chattanooga (4), vs. Georgia (2), at Alabama (3), vs. South Carolina (4), 2010
 Threw a TD pass on Auburn's 1st pass of an SEC Championship Game ... Nick Marshall vs. #5 Missouri (38-yard TD pass to Sammie Coates in 1st qtr.), 2013

Had 500 yards total offense in a game ... Nick Marshall at #2 Alabama, 2014 (505)
 Had 400 yards total offense in a game ... Nick Marshall at #2 Alabama, 2014 (505)
 Had 300 yards total offense in a game ... Nick Marshall at #2 Alabama, 2014 (505)
Accounted for four or more TDs in a game ... Jeremy Johnson vs. Idaho, 2015 (2 rush, 2 pass)

LAST TIME...

Freshman Accounted for four or more TDs in a game ... Jeremy Johnson vs. Western Carolina, 2013 (4)

Two Players Accounted for three or more TDs in a game ... Tre Mason (3 rush) & Nick Marshall (2 rush, 1 pass) at Tennessee, 2013

Accounted for three or more TDs in a game ... Jeremy Johnson vs. Idaho, 2015 (2 rush, 2 pass)

Accounted for three TDs in consecutive games ... Nick Marshall vs. South Carolina, 2014 (3 rush, 1 pass), at #7 Ole Miss (2 pass, 2 rush) & vs. Texas A&M (2 rush, 1 pass), 2014

Accounted for three TDs in three consecutive games ... Nick Marshall vs. South Carolina, 2014 (3 rush, 1 pass), at #7 Ole Miss (2 pass, 2 rush) & vs. Texas A&M (2 rush, 1 pass), 2014

Accounted for three TDs in four consecutive games ... Cam Newton vs. Chattanooga (5), vs. Georgia (4), at Alabama (4), vs. South Carolina (6), 2010

Caught 15 passes in a game... Willie Goshua vs. Arkansas, 1995 (17)

Caught 12 or more passes in a game ... Darvin Adams vs. Northwestern [Outback], 2009 (12)

Caught 10 or more passes in a game ... Ricardo Louis vs. Jacksonville St., 2015 (10)

Caught seven or more passes in a game ... Marcus Davis vs. Georgia, 2015 (8)

Had 200 or more yards receiving in a game ... Sammie Coates at #2 Alabama, 2014 (206)

Had 150 or more yards receiving in a game ... Ricardo Louis at Kentucky, 2015 (154)

Had 100 yards receiving in three consecutive games ... Sammie Coates at No. 7 Texas A&M (104), vs. Florida Atlantic, 2013 & at Arkansas (102), 2013

Had 100 yards receiving in consecutive games ... Sammie Coates at No. 7 Texas A&M (104) & vs. Florida Atlantic, 2013 (113)

Had 100 or more yards receiving in a game ... Ricardo Louis vs. #19 Ole Miss, 2015 (137)

Caught four or more TD passes in a game ... Alexander Wright vs. Pacific, 1989 (4)

Caught three or more TD passes in a game ... Darvin Adams vs. Furman, 2009 (3)

Caught two or more TD passes in a game ... Sammie Coates at #2 Alabama, 2014 (2)

Caught a TD pass in consecutive games ... Jason Smith vs. #2 Alabama and vs. Memphis, 2015

Caught a TD pass in three consecutive games ... Sammie Coates at #7 Texas A&M, vs. Florida Atlantic and at Arkansas, 2013

Caught a TD pass in six consecutive games ... Emory Blake vs. South Carolina [SECCG], vs. Oregon [BCSNCG], vs. Utah State, vs. Mississippi State, at Clemson, vs. Florida Atlantic, 2010/11

Caught a TD pass in seven consecutive games ... Emory Blake at Alabama; vs. South Carolina [SECCG], vs. Oregon [BCSNCG], vs. Utah State, vs. Mississippi State, at Clemson, vs. Florida Atlantic, 2010/11

Caught 1 TD pass & had a rushing TD in the same game... Ricardo Louis (33 yd catch/2 yd rush) vs. Louisville, 2015

Receiver caught 1 TD pass & had a rushing TD in the same game... Ricardo Louis (33 yd catch/2 yd rush) vs. Louisville, 2015

Running back caught 1 TD pass & had a rushing TD in the same game... Tre Mason (12 yd catch/37 yd rush) vs. FSU [BCSNCG], 2014

Caught 1 TD pass & had a punt return for a TD in the same game ... Quan Bray (2 TD receptions [44 & 37]) & a 76-yard punt return for a TD, vs. Louisiana Tech, 2014

Caught a TD pass on his first career catch ... Marcus Davis vs. Arkansas State, 2013 (18 yds)

Quarterback caught a TD pass ... Kiehl Frazier from Quan Bray vs. ULM, 2012

Quarterback caught a pass from himself ... Nick Marshall vs. Mississippi State, 2013

Running back caught two or more TD passes in a game ... Mario Fannin vs. Arkansas St., 2010 (2)

Running back caught a TD pass in consecutive games ... Mario Fannin vs. West Virginia, Ball State, 2009

Tight end caught two or more TD passes in a game ... Philip Lutzenkirchen vs. Ole Miss, 2011 (2)

Tight end caught a TD pass in consecutive games ... CJ Uzomah vs. LA Tech, vs. LSU, 2014

Scored 18 or more points kicking ... Daniel Carlson at #2 Alabama, 2014 (18)

Scored 15 or more points kicking ... Daniel Carlson at #2 Alabama, 2014 (18)

Kicked five or more field goals in a game ... Daniel Carlson at #2 Alabama, 2014 (18)

Kicked four or more field goals in a game ... Daniel Carlson at #25 Texas A&M, 2015 (4)

Had 150 kickoff return yards in a game ... Tre Mason vs. Utah State, 2011 (176)

Had 100 punt return yards in a game ... Chris Davis at Tennessee, 2013 (127)

Scored four or more TDs ... Peyton Barber at Arkansas, 2015 (4)

Scored three or more TDs ... Peyton Barber at Arkansas, 2015 (4)

Scored a rushing and receiving TD in a game ... Tre Mason vs. #1 Florida State [BCSNC], 2014 (1 rushing, 1 receiving)

Had an 80-yard run ... Tre Mason vs. Alabama A&M, 2012 (86)

Had a 70-yard run ... Ricardo Louis vs. South Carolina, 2014 (75)

Had a 60-yard run ... Jeremy Johnson at #13 LSU, 2015 (65)

Completed an 80-yard pass ... Nick Marshall to Sammie Coates at Arkansas, 2013 (88)

Completed a 70-yard pass ... Jeremy Johnson to Jason Smith vs. #2 Alabama, 2015 (77)

Completed a 60-yard pass ... Jeremy Johnson to Jason Smith vs. #2 Alabama, 2015 (77)

Kicked a field goal of 50 or more yards ... Daniel Carlson vs. #19 Ole Miss, 2015 (52)

Kicked a field goal of 50 or more yards in consecutive games ... Daniel Carlson, 2015; vs. Wisconsin [Outback Bowl] (51), vs. Louisville (56)

Kicked two field goals of 50+ yards in a game ... Win Lyle vs. Tennessee, 1987 (55, 52)

Had a 70-yard punt ... Kody Bliss vs. Tulane, 2006 (71)

Had a 60-yard punt ... Daniel Carlson vs. Arkansas, 2014 (62)

Had four punts of 50+ yards in a game ... Kevin Phillips at #13 LSU, 2015 (56, 50, 51, 52)

Had three punts of 50+ yards in a game ... Kevin Phillips at #13 LSU, 2015 (56, 50, 51, 52)

Had two punts of 50+ yards in a game ... Kevin Phillips vs. #19 Ole Miss, 2015 (51, 53)

Had four or more punts inside the 20 in a game ... S. Clark vs. FSU [BCSNCG], 2013 (5)

Blocked a field goal in a game ... Blake Countess vs. Memphis, 2015

Blocked two field goals in a game ... Alton Moore at Georgia, 2001

Blocked a PAT attempt ... Angelo Blackson at #2 Alabama, 2014

Blocked two PAT attempts ... Charles Dorsey vs. LSU, 1998 (2)

Made 50 straight PAT attempts ... Daniel Carlson, 2014-15 (96)

Blocked a punt in a game... Ryan Smith vs. Alabama, 2013

Blocked two punts in a game... Justin Fetsko vs. ULM, 2003 (2)

Had 15 or more tackles in a game... Daren Bates at Ole Miss, 2012 (16)

Intercepted three or more passes in a game ... Junior Rosegreen at Tennessee, 2004 (4)

Intercepted two or more passes in a game ... Jermaine Whitehead vs. #17 Wisconsin [Outback Bowl], 2015 (2)

Intercepted a pass in consecutive games ... Blake Countess vs. #19 Ole Miss (1) & at #25 Texas A&M (1), 2015

Intercepted two or more passes in consecutive games ... Jonathan Jones at #13 Mississippi State (2) & vs. South Carolina (2), 2014

Intercepted a pass in three consecutive games ... Jerraud Powers, vs. Tennessee Tech, at Georgia; vs. Alabama, 2007

Recovered two fumbles in a game ... Eltoro Freeman at Georgia, 2011 (2)

Forced two fumbles in a game ... Corey Lemonier at Georgia, 2011 (2)

Forced and recovered a fumble ... Cassanova McKinzy at Vanderbilt, 2012

Intercepted a pass and had a fumble recovery in a game ... Montravius Adams vs. LA Tech, 2014

Had a player play on both offense and defense in the same game ... D'haquille Williams vs. South Carolina, 2014

An Auburn Opponent

Scored 60 or more points ... Texas A&M, 2012 (63)

Scored 55 or more points ... at Arkansas (4 OT), 2015 (54)

Scored 40 or more points ... at Arkansas (4 OT), 2015 (54)

Had 400 or more yards rushing ... at #13 LSU, 2015 (411)

Had 350 or more yards rushing ... at #13 LSU, 2015 (411)

Had 300 or more yards rushing ... at #13 LSU, 2015 (411)

Had 250 or more yards rushing ... #2 Alabama, 2015 (286)

Had 50 or more rushing attempts ... #2 Alabama, 2015 (50)

Had five or more rushing TDs ... at #13 LSU, 2015 (5)

Had 500 yards passing ... Northwestern [Outback], 2009 (532)

Had 400 yards passing ... #19 Ole Miss, 2015 (402)

Had 350 yards passing ... Idaho, 2015 (356)

Had 300 yards passing ... Idaho, 2015 (356)

Had 60 or more pass attempts ... Washington State, 2013 (65)

Had 50 or more pass attempts ... #19 Ole Miss, 2015 (52)

Had 40 or more pass attempts ... Idaho, 2015 (48)

Had 30 or more pass completions ... #19 Ole Miss, 2015 (34)

Had 25 or more pass completions ... Idaho, 2015 (29)

Had five or more TDs passing ... South Carolina, 2014 (5)

Had four or more TDs passing ... at #2 Alabama, 2014 (4)

Had three or more TDs passing ... at Arkansas, 2015 (3)

Had five passes intercepted ... Northwestern [Outback], 2009 (5)

Had four passes intercepted ... Northwestern [Outback], 2009 (5)

Had 600 yards total offense ... at #7 Texas A&M, 2013 (602)

Had 500 yards total offense ... #19 Ole Miss, 2015 (558)

Had 400 yards total offense ... #2 Alabama, 2015 (465)

LAST TIME...

Had five or more fumbles ... at #13 Mississippi State, 2014 (5)
 Lost four or more fumbles ... Mississippi State, 2002 (4)
 Had four or more turnovers ... ULM, 2010 (3 fum/1 int)
Returned a punt for a TD ... Georgia, 2015 (Isaiah McKenzie, 53)
 Returned a kickoff for a TD ... vs. #1 Florida State [BCSNC], 2013 (Kermit Whitfield, 100)
Returned an interception for a TD ... Memphis, 2015 (Reggis Ball, 53)
 Returned a fumble for a TD ... vs. #5 Missouri [SECCG], 2013 (E.J. Gaines, 11)
 Returned a blocked punt for a TD ... Mississippi State, 2009 (Robert Elliott, 10)

Returned a blocked field goal for a TD ... Texas A&M, 2014 (Myles Garrett blocked Daniel Carlson's 41-yd FGA & Deshazor Everett returned it 65 yards)
 Blocked an Auburn punt ... Mississippi State, 2009
 Blocked an Auburn field goal ... Texas A&M, 2014 (Myles Garrett blocked, Deshazor Everett returned 65 yards for a TD)
 Blocked an Auburn PAT ... at Tennessee, 2013 (Daniel McCullers)
 Had a successful on-side kick ... South Carolina, 2014 (Landon Ard kick, Skai Moore recovery)

Held Auburn to 300 yards total offense ... #2 Alabama, 2015 (261)
 Held Auburn to 200 yards total offense ... Alabama, 2012 (163)
 Held Auburn to 150 yards total offense ... Alabama, 2011 (140)
Held Auburn below 100 yards rushing ... #2 Alabama, 2015 (91)
 Held Auburn below 50 yards rushing ... Arkansas, 2012 (40)
 Held Auburn to negative yards rushing ... Tennessee, 1997 (-15)
Held Auburn below 100 yds. passing ... Georgia, 2015 (62) (15-27 att)
 Held Auburn to 10 or fewer first downs ... Alabama, 2012 (7)
 Had 10 or more penalties ... Mississippi State, 2011 (10)
 Had 0 penalties ... at #20 Kansas State, 2014 (0)
 Had 100 or more yards in penalties ... Arkansas, 2007 (100)
 Had no third down conversions ... #15 LSU, 2014 (0-13)
 Had three 100-yard receivers in a game ... at #7 Ole Miss, 2014 (Evan Ingram, 123; Vince Sanders, 105; Laquon Treadwell, 103)
Had two 100-yard receivers in a game ... Idaho, 2015 (Callen Hightower 161; Trent Cowan, 118)
Had a 200-yard rusher in a game ... #2 Alabama, 2015 (Derrick Henry, 271)
 Had a 200-yard receiver in a game ... at #2 Alabama, 2014 (Amari Cooper, 224)
Had a 100-yard rusher and a 100-yard receiver ... at Kentucky, 2015 (Boom Williams, 113 rush; Garrett Johnson, 160 rec.)
 Had a 100-yard rusher and two 100-yard receivers ... Tulane, 2006 (Matt Forte, 117 rush; Preston Brown, 139 rec.; Damarcus Davis, 126 rec.)
Did not have a turnover ... #2 Alabama, 2015
 Scored a safety ... LSU, 2012
Scored a two-point conversion ... at #Arkansas, 2015 (Jeremy Sprinkle pass from Brandon Allen & Kody Walker pass from Brandon Allen)
 Had 40 minutes time of possession ... Georgia, 2011 (40:55)

An Opposing Player

Rushed for 200 yards in a game ... Derrick Henry, #2 Alabama, 2015 (271)
Rushed for 150 yards in a game ... Derrick Henry, #2 Alabama, 2015 (271)
 Had two players rush for 100 yards in a game ... Melvin Gordon (251) & Corey Clement (105), #17 Wisconsin [Outback Bowl], 2015 (251)
Rushed for 100 yards in a game ... Derrick Henry, #2 Alabama, 2015 (271)
Quarterback rushed for 100 yards in a game ... Lamar Jackson, vs. Louisville, 2015 (106)

Passed for 500 yards in a game ... Mike Kafka, Northwestern [Outback], 2009 (532)
 Passed for 400 yards in a game ... Dylan Thompson, South Carolina, 2014 (402)
Passed for 350 yards in a game ... Chad Kelly, #19 Ole Miss, 2015 (381)
Passed for 300 yards in a game ... Chad Kelly, #19 Ole Miss, 2015 (381)
 Attempted 70 passes in a game ... Mike Kafka, Northwestern [Outback], 2009 (78)
 Attempted 60 passes in a game ... Connor Halliday, Washington State, 2013 (65)
Attempted 50 passes in a game ... Chad Kelly, #19 Ole Miss, 2015 (51)
Attempted 40 passes in a game ... Chad Kelly, #19 Ole Miss, 2015 (51)
 Completed 40 passes in a game ... Mike Kafka, Northwestern [Outback], 2009 (47)
Completed 30 passes in a game ... Chad Kelly, #19 Ole Miss, 2015 (33)
 Threw five or more TD passes in a game ... Dylan Thompson, South Carolina, 2014 (5)
 Threw four or more TD passes in a game ... Blake Sims, at #2 Alabama, 2014 (4)
Threw three or more TD passes in a game ... Brandon Allen, at Arkansas, 2015 (3)

Had 500 yards total offense ... Johnny Manziel, at #7 Texas A&M, 2013 (502)
Had 400 yards total offense ... Chad Kelly, #19 Ole Miss, 2014 (402)
Had 350 yards total offense ... Chad Kelly, #19 Ole Miss, 2015 (402)
 Accounted for 5 or more TDs ... Blake Sims, at #2 Alabama, 2014 (5)
 Accounted for 5 or more TDs in back-to-back seasons ... Johnny Manziel, #22 Texas A&M, 2012 (5), and at #7 Texas A&M, 2013 (5)

Threw, Ran and Caught a TD in a game ... Bo Wallace, Ole Miss, 2012 (2 rush, 1 pass, 1 rec.)

Caught 14 or more passes ... Josh Barge, Jacksonville St., 2015 (14)
 Three or more players caught seven or more passes ... Laquon Treadwell (10), Evan Ingram (8), Vince Sanders (7), at #7 Ole Miss, 2014
 Had 200 yards receiving ... Amari Cooper (224), at #2 Alabama, 2014
Had 100 yards receiving ... Callen Hightower (161) and Trent Cowan (118), Idaho, 2015
 Caught four or more TD passes ... Mike Evans, at #7 Texas A&M, 2013 (4)
 Caught three or more TD passes ... Amari Cooper, at #2 Alabama, 2014 (3)
Caught two or more TD passes ... Drew Morgan, at Arkansas, 2015 (2)

Scored four TDs ... James Franklin, at #5 Missouri [SECCG], 2013 (3 pass, 1 rush)
Scored three TDs ... Leonard Fournette, at #13 LSU, 2015 (3 rush)

Had a 90-yard run ... Joe Adams, Arkansas, 2011 (92 [TD])
 Had an 80-yard run ... Jeff Scott, Ole Miss, 2010 (83) [TD]
Had a 70-yard run ... Leonard Fournette, at #13 LSU, 2015 (71)
Had a 60-yard run ... Boom Williams, at Kentucky, 2015 (60)
 Completed a 99-yard pass ... AJ McCarron to Amari Cooper, #1 Alabama, 2013 (99)
 Completed an 80-yard pass ... AJ McCarron to Amari Cooper, #1 Alabama, 2013 (99)
Completed a 70-yard pass ... Matt Linehan to Callen Hightower, vs. Idaho, 2015 (71)
Completed a 60-yard pass ... Matt Linehan to Callen Hightower, vs. Idaho, 2015 (71)
Completed a 50-yard pass ... Matt Linehan to Callen Hightower, vs. Idaho, 2015 (71)

Kicked a 50-yard field goal ... Jake Elliott, vs. Memphis, 2015 (53)
 Had a 70-yard punt ... JK Scott, at #2 Alabama, 2014 (70)
 Had a 60-yard punt ... JK Scott, at #2 Alabama, 2014 (70)
Made five or more FGs ... Adam Griffith, #2 Alabama, 2015 (5)
Made four or more FGs ... Adam Griffith, #2 Alabama, 2015 (5)
Made three or more FGs ... Adam Griffith, #2 Alabama, 2015 (5)
 Missed three or more FGs ... Jack Cantele, at #20 Kansas State, 2014 (3)
 Had an 80-yard kickoff return ... K. Whitfield, vs. #1 FSU [BCS], 2013 (100, TD)

Both Teams

Had a player return an interception for a touchdown ... Mississippi State, 2011 [AU Demetruce McNeal 43 yds; MSU Johnathan Banks 27 yds]
 Combined for 1,217 yards of total offense ... Auburn (615) at #7 Texas A&M (602), 2013 (1,217)
 Combined for 1,200 yards of total offense ... Auburn (677) vs. #5 Missouri [SECCG] (534), 2013 (1,211)
 Combined for 1,100 yards of total offense ... #15 Auburn (630) at #2 Alabama (539), 2014 (1,169)
 Combined for 1,000 yards of total offense ... #15 Auburn (630) at #2 Alabama (539), 2014 (1,169)
 Had both a 100-yard rusher and a 100-yard receiver ... at #6 LSU, 2013 [AU Tre Mason 132 rushing yds & Sammie Coates 139 receiving yds; LSU Jeremy Hill 184 rushing yds & Jarvis Landry 118 receiving yds]

Items in **BOLD** set during 2015 season

AUBURN OFFENSIVE CAREER BESTS

25 • PEYTON BARBER

Rush Attempts 37 at Arkansas 10/24/15
 Rush Yards..... 147 San Jose' St. 10/3/15
 Rush Long 36 San Jose' St. 10/3/15
 Rush TD 5 San Jose' St. 10/3/15
 Receptions 2 3x (last Alabama) 11/28/15
 Receiving Yds... 31 Alabama 11/28/15
 Rec. Long 28 Alabama 11/28/15
 AP Yards 156 Mississippi St. 9/26/15

27 • CHANDLER COX

Receptions 1 3x (last vs. Ole Miss) 10/31/15
 Receiving Yds... 10 Mississippi St. 9/26/15
 Rec. Long 10 Mississippi St. 9/26/15

10 • MARCUS DAVIS

Receptions 8 Georgia 11/14/15
 Rec. Yards 49 at Kentucky 10/15/15
 Rec. Long 27 at Texas A&M 10/19/13
 Rec. TDs 1 3x (last at Texas A&M) 11/7/15
 Rush Attempts... 1 2x (last Miss. St.) 9/26/15
 Rush Yards 2 at Alabama 11/29/14
 Rush Long 2 at Alabama 11/29/14
 Punt Ret 6 vs. Memphis 12/30/15
 Punt Ret Yds... 94 vs. Memphis 12/30/15
 Punt Ret Long .56 vs. Memphis 12/30/15
 AP Yards 101 vs. Memphis 12/30/15
 Career TDs 3

83 • RYAN DAVIS

Rush Attempts... 1 2x (last vs. Idaho) 11/21/15
 Rush Yards 28 at Texas A&M 11/7/15
 Rush Long 28 at Texas A&M 11/7/15

6 • JEREMY JOHNSON

Completions 21 Jacksonville St. 9/12/15
 Pass Attempts... 32 Jacksonville St. 9/12/15
 Pass Yards..... 243 Arkansas 8/30/14
 Pass Yards (quarter) 186 Arkansas (1st quarter) 8/30/14
 Pass TDs 4 Western Carolina 10/12/13
 Interceptions... 3 vs. Louisville 9/5/15
 Pass Long 77 Alabama 11/28/15
 Rush Attempts 12 at LSU 9/19/15
 Rush Yards 41 at LSU 9/19/15
 Rush TDs 2 Idaho 11/21/15
 Rush Long 65 at LSU 9/19/15
 150-Yd Pass..... 6 last: Alabama 11/28/15

21 • KERRYON JOHNSON

Rush Attempts . 9 at Kentucky 10/15/15
 Rush Yards 36 at Kentucky 10/15/15
 Rush Long 19 at Arkansas 10/24/15
 Receptions 3 3x (last at Texas A&M) 11/7/15
 Receiving Yds... 43 at Texas A&M 11/7/15
 Rec. Long 37 vs. Memphis 12/30/15
 Kick Ret 4 at Kentucky 10/15/15
 Kick Ret Yds... 111 at Kentucky 10/15/15
 Kick Ret Lg..... 40 at LSU 9/19/15
 AP Yards 161 at Kentucky 10/15/15

87 • GRAY KING

Receptions 2 at Arkansas 10/24/15
 Rec. Yards 13 at Arkansas 10/24/15
 Rec. Long 9 at Arkansas 10/24/15

5 • RICARDO LOUIS

Receptions 10 Jacksonville St. 9/12/15
 Rec. Yards 151 at Kentucky 10/15/15
 Rec. Long 73 Georgia 11/16/13
 Rec. TDs 1 8x (last vs. Idaho) 11/21/15
 Rush Attempts . 6 at Texas A&M 11/7/15
 Rush Yards 102 South Carolina 10/25/14
 Rush Long 75 South Carolina 10/25/14
 Rush TD 1 2x (last vs. Louisville) 9/5/15
 Kick Ret 2 3x (last at Miss. State) 10/11/14
 Kick Ret Yds... 50 at Miss. State 10/11/14
 Kick Ret Lg..... 40 San José St. 9/6/14
 AP Yards 197 Georgia 11/16/13
 100-Yd Rec 3 last: vs. Ole Miss 10/31/15
 100-Yd Rush..... 1 last: South Carolina 10/25/14
 Career TDs 10

36 • KAMRYN PETTWAY

Receptions 1 at Arkansas 10/24/15
 Rec. Yards 12 at Arkansas 10/24/15
 Rec. Long 12 at Arkansas 10/24/15
 Kick Ret 1 at LSU 9/19/15
 Kick Ret Yds... 8 at LSU 9/19/15
 Kick Ret Lg..... 8 at LSU 9/19/15

82 • MELVIN RAY

Receptions 3 4x (last at Arkansas) 10/24/15
 Rec. Yards 77 Arkansas 8/30/14
 Rec. TDs 1 4x (last at LSU) 9/19/15
 Rec. Long 50 vs. FSU/BCS 1/6/14
 Career TDs 4

29 • JOVON ROBINSON

Rush Attempts 27 2x (last vs. Memphis) 12/30/15
 Rush Yards 159 at Texas A&M 11/7/15
 Rush Long 45 at Texas A&M 11/7/15
 Rush TDs 1 3x (last vs. Memphis) 12/30/15
 Receptions 1 Alabama 11/28/15
 Rec. Yards 20 Alabama 11/28/15
 Rec. Long 20 Alabama 11/28/15
 Career TDs 3

4 • JASON SMITH

Receptions 2 4x (last Alabama) 11/28/15
 Rec. Yards 82 Alabama 11/28/15
 Rec. Long 77 Alabama 11/28/15
 Rec. TDs 1 2x (last vs. Memphis) 12/30/15
 Rush Attempts . 2 Alabama 11/28/15
 Rush Yards 24 at Texas A&M 11/7/15
 Rush Long 24 at Texas A&M 11/7/15
 Rush TD 1 at Arkansas 10/24/15
 AP Yards 85 Alabama 11/28/15
 Career TDs 3

8 • TONY STEVENS

Receptions 3 2x (last vs. Idaho) 11/21/15
 Rec. Yards 55 Ole Miss 10/31/15
 Rec. Long 44 Ole Miss 10/31/15
 Rec. TDs 1 2x (last vs. Idaho) 11/21/15

9 • ROC THOMAS

Rush Attempts . 9 San Jose St. 9/6/14
 Rush Yards 78 Idaho 11/21/15
 Rush TDs 1 3x (last vs. Idaho) 11/21/15
 Rush Long 56 Idaho 11/21/15
 Receptions 3 3x (last Ole Miss) 10/31/15
 Receiving Yds... 73 Jacksonville St. 9/12/15
 Rec TDs 1 Jacksonville St. 9/12/15
 Rec Long 51 Jacksonville St. 9/12/15
 Kick Returns... 1 South Carolina 10/25/14
 KR Yards 14 South Carolina 10/25/14
 KR Long 14 South Carolina 10/25/14
 AP Yards 81 San Jose' St. 10/3/15
 Career TDs 4

48 • LAWYER TILLMAN

Rush Attempts . 5 Idaho 11/21/15
 Rush Yards 24 Idaho 11/21/15

10 • STANTON TRUITT

Receptions 1 3x (last at LSU) 9/19/15
 Receiving Yds... 13 at LSU 9/19/15
 Rec. Long 13 at LSU 9/19/15
 Rush Attempts . 2 3x (last at Arkansas) 10/24/15
 Rush Yards 24 at LSU 9/19/15
 Rush Long 19 at LSU 9/19/15

16 • TUCKER TUBERVILLE

Rush Attempts . 2 Idaho 11/21/15
 Rush Yards 14 Idaho 11/21/15

12 • JONATHAN WALLACE

Completions 15 Georgia 11/10/12
 Pass Attempts... 22 Georgia 11/10/12
 Pass Yards 181 Georgia 11/10/12
 Pass TDs 2 Texas A&M 10/27/12
 Pass Long 51 Alabama A&M 11/17/12
 Rush Attempts 13 Texas A&M 10/27/12
 Rush Yards 71 Texas A&M 10/27/12
 Rush Long 20 Florida Atlantic 10/26/13
 Receptions 1 Samford 11/22/14
 Rec. Yards 18 Samford 11/22/14
 Career TDs 4 4 pass

13 • SEAN WHITE

Completions 20 Mississippi St. 9/26/15
 Pass Attempts... 32 at Arkansas 10/24/15
 Pass Yards 258 Ole Miss 10/31/15
 Pass Yards (quarter) 145 at Arkansas (4th Q.) 10/24/15
 Pass TDs 1 Ole Miss 10/31/15
 Interceptions... 2 vs. Memphis 12/30/15
 Pass Long 47 Ole Miss 10/31/15
 Rush Attempts... 11 Mississippi St. 9/26/15
 Rush Yards 29 Mississippi St. 9/26/15
 Rush TDs 1 Mississippi St. 9/26/15
 Rush Long 31 Mississippi St. 9/26/15
 150-Yd Pass 4 last: Ole Miss 10/31/15

AUBURN DEFENSIVE CAREER BESTS

1 • MONTRAVIUS ADAMS

Tackles 7	vs. Louisville	9/5/15
TFL 3.0	San José St.	9/6/14
Sacks 1.0	6x (last at Texas A&M)	11/7/15
PBU 1	2x (last Mississippi St.)	9/26/15
FF 1	2x (last vs. San Jose' St.)	10/3/15
FR 1	LA Tech	9/27/14
INT 1	LA Tech	9/27/14
INT Yards 36	LA Tech	9/27/14

48 • MONTAVIOUS ATKINSON

Tackles 1	San Jose' St.	10/3/15
---------	---------	---------------	---------

24 • BLAKE COUNTESS

Tackles 9	Mississippi St.	9/26/15
TFL 2.0	Connecticut	9/21/13
Interceptions 2	Notre Dame	9/7/13
PBU 2	3x (last vs. Idaho)	11/21/15
Kick Returns 1	3x (last at Arkansas)	10/24/15
KR Yards 61	San Jose' St.	10/3/15
KR Long 61	San Jose' St.	10/3/15

9 • BYRON COWART

Tackles 2	vs. Louisville	9/5/15
---------	---------	----------------	--------

18 • CARLTON DAVIS

Tackles 11	vs. Memphis	12/30/15
TFL 1.0	2x (last vs. Memphis)	12/30/15
INT 1	3x (last at Texas A&M)	11/7/15
PBU 3	at Arkansas	10/24/15
FF 1	Mississippi St.	9/26/15

57 • DESHAUN DAVIS

Tackles 2	2x (last at Texas A&M)	11/7/15
TFL 0.5	at LSU	9/19/15

13 • T.J. DAVIS

Tackles 2	3x (last vs. Samford)	11/22/14
TFL 0.5	Texas A&M	11/8/14
PBU 1	Texas A&M	11/8/14

20 • JEREMIAH DINSON

Tackles 4	vs. Louisville	9/5/15
---------	---------	----------------	--------

33 • KENNY FLOWERS

Tackles 3	San José St.	9/6/14
TFL 1.0	San José St.	9/6/14
FF 1	San José St.	9/6/14

23 • JONATHAN FORD

Tackles 14	3x (last at Ole Miss)	10/31/15
Interceptions 1	5x (last vs. Idaho)	11/21/15
Sacks 1.0	2x (last at Kentucky)	10/15/15
TFL 1.0	7x (last vs. Alabama)	11/28/15
PBU 1	4x (last Ole Miss)	10/31/15
FF 1	3x (last vs. San Jose' St.)	10/3/15
Rush Attempts 4	Florida Atlantic	10/26/13
Rush Yards 45	Western Carolina	10/12/13
Rush Long 38	Western Carolina	10/12/13
Rush TDs 1	Western Carolina	10/12/13
Kick Returns 2	5x (last vs. Idaho)	11/21/15
KR Yards 81	San Jose' St.	10/3/15
KR Long 58	San Jose' St.	10/3/15
AP Yards 114	Idaho	11/21/15

17 • KRIS FROST

Tackles 14	South Carolina	10/25/14
Sacks 2.0	at Kansas State	9/18/14
TFL 2.0	2x (last vs. LSU)	10/4/14
Interceptions 1	3x (last Ole Miss)	10/31/15
FF 1	5x (last at Arkansas)	10/24/15
FR 1	2x (last at Ole Miss)	11/1/14
PBU 1	5x (last Ole Miss)	10/31/15

26 • JUSTIN GARRETT

Tackles 8	at Arkansas	10/24/15
TFL 1.0	4x (last at Kentucky)	10/15/15
FF 1	2x (last vs. Georgia)	11/14/15
FR 1	vs. Louisville	9/5/15
INT 1	2x (last at Texas A&M)	11/7/15
PBU 1	Arkansas	8/30/14

45 • KEYMIYA HARRELL

Tackles 2	New Mexico St.	11/3/12
TFL 1.0	New Mexico St.	11/3/12
Sacks 1.0	New Mexico St.	11/3/12

4 • JEFF HOLLAND

Tackles 3	at Arkansas	10/24/15
TFL 1.0	2x (last vs. Memphis)	12/30/15
Sacks 1.0	vs. Memphis	12/30/15
FF 1	at Arkansas	10/24/15

15 • JOSHUA HOLSEY

Tackles 11	at Kansas State	9/18/14
Interceptions 1	vs. Washington St.	8/31/13
TFL 1.0	2x (last at Alabama)	11/24/12
PBU 1	7x (last vs. LSU)	10/4/14

22 • TIM IRVIN

Tackles 4	3x (last vs. Idaho)	11/21/15
PBU 1	2x (last vs. JSU)	9/12/15

3 • JONATHAN JONES

Tackles 11	Alabama	11/28/15
Interceptions 2	2x (last vs. S. Carolina)	10/25/14
TFL 1.0	3x (last at Kentucky)	10/15/15
PBU 2	7x (last vs. Memphis)	12/30/15
FF 1	2x (last vs. JSU)	9/12/15
FR 1	2x (last vs. San Jose' St.)	10/3/15

59 • RAASHED KENNION

Tackles 3	Mississippi St.	9/26/15
TFL 1.0	Jacksonville St.	9/12/15

6 • DAVONTE LAMBERT

Tackles 7	at Miss. State	10/11/14
Sacks 1.0	4x (last at Kentucky)	10/15/15
TFL 2.0	at Miss. State	10/11/14
PBU 1	3x (last vs. JSU)	9/12/15

94 • DEVAROE LAWRENCE

Tackles 6	at LSU	9/19/15
TFL 1.0	2x (last vs. Georgia)	11/14/15
Sacks 0.5	vs. Louisville	9/5/15

55 • CARL LAWSON

Tackles 6	Ole Miss	10/5/13
Sacks 2.0	Ole Miss	10/5/13
TFL 3.5	Ole Miss	10/5/13
FF 1	Arkansas State	9/7/13

28 • TRAY MATTHEWS

Tackles 12	at Auburn	11/16/13
TFL 1.0	2x (last vs. Idaho)	11/21/15
PBU 2	North Texas	3/21/13
Interceptions 1	3x (last vs. Memphis)	12/30/15
FF 1	2x (last vs. Idaho)	11/21/15

8 • CASSANOVA MCKINZY

Tackles 13	Jacksonville St.	9/12/15
Sacks 2.0	Jacksonville St.	9/12/15
TFL 3.0	Jacksonville St.	9/12/15
FF 1	2x (last vs. JSU)	9/12/15
FR 1	2x (last at Ole Miss)	11/1/14
INT 1	2x (last vs. S. Carolina)	10/25/14
PBU 1	Ole Miss	10/31/15

16 • JAVIERE MITCHELL

Tackles 5	Florida Atlantic	10/26/13
Sacks 1.0	Idaho	11/21/15
TFL 1.0	Idaho	11/21/15

42 • GIMEL PRESIDENT

Tackles 5	San José St.	9/6/14
TFL 1.5	LA Tech	9/27/14
Sack 1.0	3x (last vs. Idaho)	11/21/15

14 • STEPHEN ROBERTS

Tackles 7	Georgia	11/14/15
PBU 1	3x (last vs. Alabama)	11/28/15

19 • NICK RUFFIN

Tackles 7	Jacksonville St.	9/12/15
TFL 0.5	Jacksonville St.	9/12/15
PBU 2	at Texas A&M	11/7/15

95 • DONTAVIUS RUSSELL

Tackles 7	at Arkansas	10/24/15
Sacks 1.5	vs. Louisville	9/5/15
TFL 2.5	vs. Louisville	9/5/15
FR 1	San Jose' St.	10/3/15
PBU 1	Ole Miss	10/31/15

36 • MICHAEL SHERWOOD

Tackles 2	Idaho	11/21/15
PBU 1	Idaho	11/21/15

90 • MAURICE SWAIN

Tackles 3	at LSU	9/19/15
PBU 1	at Texas A&M	11/7/15

47 • CAMERON TONEY

Tackles 3	at LSU	9/19/15
---------	---------	--------	---------

79 • ANDREW WILLIAMS

Tackles 2	Idaho	11/21/15
Sacks 1.0	Idaho	11/21/15
TFL 1.0	Idaho	11/21/15

30 • TRE' WILLIAMS

Tackles 10	at LSU	9/19/15
TFL 1.0	4x (last vs. Georgia)	11/14/15
FR 1	Idaho	11/21/15

SPECIALISTS

39 • DANIEL CARLSON

FG Attempts 5	Alabama	11/29/14
FGs Made 5	Alabama	11/29/14
Career Long 56	vs. Louisville	9/5/15
FG Blocked 1	Texas A&M	11/8/14
Touchbacks 7	Arkansas	8/30/14
Punts 6	at Miss. State	10/11/14
Punt Avg 53.3	Arkansas	8/30/14
Long Punt 62	Arkansas	8/30/14
Inside 20 2	5x (last vs. Wisconsin)	1/1/15

91 • KEVIN PHILLIPS

Punts 6	2x (last at Arkansas)	10/24/15
Punt Avg 50.0	at LSU	9/19/15
Long Punt 56	at LSU	9/19/15
Inside 20 3	2x (last vs. Alabama)	11/28/15

AUBURN COACHING STAFF



Gus Malzahn
Head Coach



Rodney Garner
Associate Head Coach/
Defensive Line



Rhett Lashlee
Offensive Coordinator/
Quarterbacks



Dameyune Craig
Co-Offensive Coordinator/
Wide Receivers



Scott Fountain
Special Teams/Tight Ends



JB Grimes
Offensive Line



Tim Horton
Running Backs



Lance Thompson
Linebackers
(IN COACHES BOX)