



AUBURN FOOTBALL

2011 SEASON REVIEW

2011 RESULTS (8-5, 4-4 SEC)

Date	Opponent	Result
Sept. 3	UTAH STATE [ESPN2]	W, 42-38
Sept. 10	#16/17 MISSISSIPPI ST. [SECN]	W, 41-34
Sept. 17	at Clemson [ABC]	L, 24-38
Sept. 24	FLORIDA ATLANTIC [FSS]	W, 30-16
Oct. 1	at #10/9 South Carolina [CBS]	W, 16-13
Oct. 8	at #10/12 Arkansas [ESPN]	L, 14-38
Oct. 15	FLORIDA [ESPN]	W, 17-6
Oct. 22	at #1/2 LSU [CBS]	L, 10-45
Oct. 29	OLE MISS [ESPNU]	W, 41-23
Nov. 12	at #14/18 Georgia [CBS]	L, 7-45
Nov. 19	SAMFORD [HC] [PPV]	W, 35-16
Nov. 26	#2/2 ALABAMA [CBS]	L, 14-42
Dec. 31	vs. Virginia [ESPN] (Chick-fil-A Bowl)	W, 43-24

2011 STATISTICAL LEADERS

Rushing Att.	242, Michael Dyer
Rushing Yards	1,242, Michael Dyer
Rushing TDs	10, Michael Dyer
Passing Yards	1,184, Barrett Trotter
Completions	92, Barrett Trotter
Passing Att.	167, Barrett Trotter
Passing TDs	11, Barrett Trotter
Receptions	36, Emory Blake
Receiving Yards	613, Emory Blake
Receiving TDs	7, Philip Lutzenkirchen
Kickoff Return Avg.	30.7, Onterio McCalebb
Punt Return Avg.	7.4, Quan Bray
Points Scored	80, Cody Parkey
Putting Avg.	40.8, Steven Clark
Tackles	104, Daren Bates
Tackles For Loss	13.5, Corey Lemonier
Sacks	9.5, Corey Lemonier
Interceptions	3, Neiko Thorpe

HEAD COACH GENE CHIZIK

Auburn Record	30-10 (3 years)
SEC Record	15-9
Overall Record	35-29 (5 years)

FINAL RANKINGS

Associated Press	Receiving Votes
USA Today	Receiving Votes
Harris Poll	Receiving Votes
BCS	25th

2011 AUBURN HEADLINES

- ▶ Auburn finished the 2011 season with an 8-5 record and won the 2011 Chick-fil-A Bowl after defeating Virginia, 43-24, on New Year's Eve.
- ▶ The Tigers advanced to a bowl game for the third consecutive season and the 11th time in the last 12 seasons. Auburn has been to 37 bowl games which is tied for the 16th-most nationally.
- ▶ Auburn shares the nation's longest active bowl winning streak with Rutgers at five games. The Tigers Chick-fil-A Bowl victory over Virginia was Auburn's school-record fifth consecutive bowl victory dating back to the 2006 season. Auburn last lost a bowl in 2005 season.
- ▶ Auburn has posted a 30-10 record in three years under head coach Gene Chizik. The 30 wins is the most by any Auburn head coach in the first three years of his tenure.
- ▶ Chizik has led Auburn to a 15-9 record in SEC play which is second to Terry Bowden's 19-4-1 conference mark for the best record in the first three years as Auburn's head coach.
- ▶ Three of Auburn's five losses came against teams ranked in the top five of the final 2011 Associated Press poll (No. 1 Alabama, No. 2 LSU & No. 5 Arkansas) with two of those (LSU & Arkansas) coming on the road. Auburn's two other losses came against ACC champ Clemson and No. 19 Georgia.
- ▶ Auburn had the third toughest schedule in the nation based on opponent's record (83-51).
- ▶ Gene Chizik is 9-0 in bowl games for his career, including 3-0 as Auburn's head coach.
- ▶ Auburn is 12-4 in SEC play since the 2010 season.
- ▶ The Tigers are 22-2 when leading at halftime under Gene Chizik and have won 16 straight.
- ▶ Auburn is 9-0 in games decided by four points or less, including 5-0 vs. SEC teams, under Chizik.
- ▶ Auburn had 26 freshmen that played in 2011, including 16 true freshmen.
- ▶ 65 percent of Auburn's scholarship players in 2011 were underclassmen (24 true freshmen, 11 redshirt freshmen).
- ▶ Punter Steven Clark was named one of the three finalists for the Ray Guy Award which recognizes the top punter in the nation. Clark also earned Pro Football Weekly All-America honors and was an All-SEC selection.
- ▶ Clark finished 1st SEC/T-2nd FBS with 31 punts inside the 20-yard line.
- ▶ True freshman center Reese Dismukes earned FWAA Freshman All-America honors after starting all 13 games.
- ▶ RB Michael Dyer earned Coaches' First Team All-SEC after rushing for 1,242 yards, second most in the SEC in 2011.
- ▶ Dyer was the first AU running back to eclipse 1,000 yards or more in each of his first two seasons. Dyer was the fifth Tiger to record consecutive 1,000 yard seasons.
- ▶ LB Daren Bates led Auburn with 104 tackles on the season, which tied former Tiger Josh Bynes (2009) for the most tackles by an AU player in the last 10 years.
- ▶ DE Corey Lemonier tied for the eighth-best single-season sack total in Auburn history with 9.5. Lemonier tied Quentin Groves (2006) and Reggie Torbor (2003) who each posted 9.5 sacks.
- ▶ Kicker Cody Parkey led the FBS averaging a touchback on 57.5 percent (38-of-66) of his kick-offs. The average FBS team has a touchback rate of 16.8%.
- ▶ TE Philip Lutzenkirchen had a team-high seven touchdown receptions, which set a school single-season record for TD receptions by a tight end.
- ▶ Six players entered the bowl game having received a degree from Auburn: PK Chandler Brooks, WR Quindarius Carr, LB Eltoro Freeman, DS Josh Harris, RB Davis Hooper and QB Barrett Trotter.

2011 Auburn Football

AUBURN IN THE SEC/NCAA STATS

TEAM	SEC	NCAA
Kickoff Returns (24.7).....	1st	14th
Net Punting (39.1).....	3rd	15th
Rushing Offense (182.3)	4th	32nd
Turnover Margin (.15)	5th	44th
Red Zone Offense (83.8)	6th	T45th
Scoring Offense (25.7)	7th	70th
First Downs (17.5)	7th	102nd
Pass Efficiency (124.68)	8th	78th
Total Offense (337.85)	8th	100th
Third-Down Conversions (35.7)	8th	102nd
Tackles For Loss (5.69).....	9th	63rd
Sacks By (1.69)	9th	77th
Pass Offense (155.5)	9th	105th
Penalties (52.0)	10th	69th
Punt Returns (6.7)	10th	81st
Sacks Allowed (2.46)	10th	91st
Red Zone Defense (88.0)	10th	T100th
Scoring Defense (28.9).....	11th	78th
Total Defense (408.0)	11th	81st
Rushing Defense (189.2)	11th	94th
Time Of Possession (27:58)	11th	109th
Pass Defense (218.8).....	12th	51st
Pass Def. Efficiency (137.43).....	12th	86th
Opponent First Downs (22.4)	12th	T99th
Opponent 3rd-Down Conv. (48.4)	12th	107th

INDIVIDUAL

	SEC	NCAA
T. Mason, Kick Return Avg. (26.4)	1st	15th
M. Dyer, Rushing (103.5)	2nd	20th
D. Bates, Tackles (8.0)	4th	84th
C. Parkey, PAT Pct. (97.6)	4th	---
C. Lemonier, Forced Fumbles (0.38)	T4th	T10th
C. Lemonier, Sacks (0.73)	T4th	T16th
N. Thorpe, Tackles (7.8)	5th	T88th
M. Dyer, Scoring TDs (5.0)	5th	---
E. Freeman, Fumbles Recov. (0.17)	T5th	T68th
M. Dyer, All-Purpose (104.1)	6th	T94th
C. Parkey, Scoring Kicking (6.2)	6th	---
C. Parkey, Field Goal Pct. (72.2)	6th	---
C. Parkey, Field Goals (1.00)	7th	T60th
C. Lemonier, Tackles For Loss (1.04).....	7th	T73rd
O. McCalebb, All-Purpose (101.8)	7th	100th
C. Moseley, Pass Efficiency (133.1)	7th	---
E. Blake, Receiving Yards (55.7)	7th	---
S. Clark, Punting (40.8)	8th	54th
T. Bell, Passes Defended (0.90)	9th	T69th
C. Parkey, Scoring (6.2)	9th	---
Q. Bray, Punt Return Avg. (7.4)	9th	---
C. Moseley, Passing (80.0)	10th	---
E. Blake, Receptions (3.3)	10th	---

2011 SEASON RECAP

Auburn finished the 2011 season with an 8-5 overall record, including a 4-4 mark in Southeastern Conference play to finish fourth in the Western Division.

The Tigers played in the Chick-fil-A Bowl, where they beat Virginia, 43-24, en route to the program's 30th win in the last three years.

BOWL STREAK TIED FOR BEST IN NATION

After defeating Virginia 43-24 in the Chick-fil-A Bowl, Auburn has won a school-record five consecutive bowl games.

That five-game winning streak is tied for the longest active bowl win streak in the nation along with Rutgers.

Auburn's streak began in 2007 Cotton Bowl with a 17-14 win over Nebraska. The Tigers followed that with a 23-20 win over Clemson in the 2007 Chick-fil-A Bowl, a 38-35 win over Northwestern in the 2010 Outback Bowl, a 22-19 victory over Oregon in the 2011 BCS National Championship Game and this season's win over Virginia in the Chick-fil-A Bowl.

Auburn's last bowl loss came in the 2006 Capital One Bowl, a 24-10 setback to Wisconsin.

The Tigers have won eight of their last 10 bowl games. Since 1982, Auburn is 17-5-1 in bowl games. All-time, the Tigers are 22-13-2 in bowls.

AU HAS THIRD TOUGHEST SCHEDULE

Based on 2011 opponent's cumulative record, Auburn had the third toughest schedule in the FBS. Auburn opponents had a combined record of 83-51 for a .619 winning percentage.

LSU had the most difficult schedule with an opponent's record of 94-45 (.676), while Kansas was second with an opposition record of 79-47 (.627).

Of Auburn's five losses this season, four were on the road at Clemson, #10 Arkansas, #1 LSU and #14 Georgia. Auburn's only home loss came to #2 Alabama.

TIGERS NINTH IN FBS IN ATTENDANCE

Auburn totaled 600,541 fans for seven home games in 2011, placing the Tigers ninth in the FBS in total attendance. Auburn was third among SEC schools.

Michigan led the FBS with 897,431 fans for eight home games. Tennessee was second in the FBS, first in the SEC, with 757,136 fans in eight home games.

The Tigers averaged 85,792 fans per game, or 98.1 percent of the 87,451 capacity of Jordan-Hare Stadium.

In Jordan-Hare Stadium's 71 seasons (including 2011), Auburn has drawn 22,560,759 fans in 362 games, an average of 62,323 fans per game.

CHIZIK HITS 30 WINS IN THREE YEARS

Head Coach Gene Chizik has posted a 30-10 record at Auburn, giving him the best record of any AU head coach through the first three seasons with the Tigers.

Chizik surpassed the previous three-year best coaching record of Terry Bowden who went 28-5-1 in his first three years with Auburn from 1993-95.

Additionally, Chizik has posted a 15-9 record in SEC play which is second to Bowden's 19-4-1 conference record in the first three years as head coach.

CHIZIK AMONG AU COACHING LEADERS

In just three years as Auburn's head coach, Gene Chizik has posted the seventh-most wins and is tied for the third-best winning percentage of any Auburn head football coach.

Auburn's 43-24 victory over Virginia in the Chick-fil-A Bowl moved Chizik into seventh place in coaching wins with 30, passing former head coach Doug Barfield who had 29 wins from 1976-80.

Terry Bowden (1993-98) is ahead of Chizik in sixth place in wins with a 47-17-1 record.

Chizik's .750 winning percentage is tied with former AU head coach G.H. Harvey (1893) for third place all-time.

However, for coaches who spent more than just one season as Auburn's head coach, Chizik's winning percentage jumps from third to first, topping Bowden who is second with a .731 percentage in six seasons.

BCS IN FOURTH YEAR AS HEAD COACH

Gene Chizik is one of just three head coaches to have won a BCS National Championship with less than five years experience as a head coach at the college or NFL level.

After taking Auburn to the BCS title in just his fourth season as a head coach, Chizik joined Bob Stoops (Oklahoma, 2nd year) and Larry Coker (Miami, 1st year) to have accomplished the feat. Stoops led OU to the 2000 BCS Championship, while Coker led Miami to the 2001 title.

In three seasons at Auburn, Chizik has compiled a record of 30-10 and 15-9 in SEC play. Chizik became the first Auburn head coach to take the Tigers to a bowl game in his first season at the helm (2009).

Chizik has been a part of three perfect teams in the past seven years, 2010 and 2004 with Auburn and 2005 with Texas.

2011 Auburn Football

CHIZIK PERFECT IN BOWLS

In 24 years as a collegiate coach Gene Chizik has never lost a bowl game, posting a 9-0 record.

Chizik is 3-0 in bowl games as head coach of the Tigers having won the 2010 Outback Bowl, the 2011 BCS National Championship Game and the 2011 Chick-fil-A Bowl.

As a defensive coordinator, Chizik is 4-0 going 3-0 as Auburn DC from 2002-04 and 1-0 at Texas from 2005-06. Chizik did not coach in the Longhorns' 2006 bowl game as he accepted the head coaching position at Iowa State.

Chizik was 2-0 in bowls as a graduate assistant working with linebackers at Clemson in 1988-89. Chizik helped the Tigers win the 1988 Citrus Bowl and 1989 Gator Bowl.

Chizik's only bowl blemish came as a player at the University of Florida, losing the 1981 Peach Bowl.

SENIORS GO OUT WITH WIN

Auburn's 15 seniors ended their collegiate careers by earning a third-straight bowl berth and defeating Virginia 43-24 in the Chick-fil-A Bowl.

The 2011 seniors posted a 35-17 overall record and a 24-6 record at Jordan-Hare Stadium since 2008.

The seniors also helped lead Auburn to the 2010 BCS National Championship and the SEC Championship.

The 15 seniors include: Chandler Brooks, Sam Brown, Quindarius Carr, Drew Cole, Jake Drum, Jared Cooper, Eltoro Freeman, A.J. Greene, Josh Harris, Davis Hooper, Chris Humphries, Bobby Ingalls, Brandon Mosley, Neiko Thorpe and Jay Wisner.

FIVE FRESHMEN MAKE STARTS

Five true freshmen started during the 2001 season. The list includes LB Justin Garrett, DT Gabe Wright, C Reese Dismukes, WR Quan Bray and TE Brandon Fulse.

Dismukes started every game at center, while Bray started against Florida. Fulse started against Florida Atlantic and South Carolina. Wright started against Ole Miss, Georgia and Samford, while Garrett became AU's fifth true freshman to start a game in 2011 when he started against Samford.

BULK OF SCORING LEADERS TO RETURN

Auburn returns 82 percent of its scorers, including four of the top five, for the 2012 season.

Kicker Cody Parkey returns for his junior season in 2012 after leading the Tigers with 80 points in 2011. Seniors Onterrio McCalebb (third, 48 points), Philip Lutzenkirchen (fourth, 42 points) and Emory Blake (fifth, 30 points) each return in 2012.

Running back Michael Dyer, who was sec-

ond with 60 points, and receiver Quindarius Carr (T-8th, 6 points) are the only players of the 14 that scored a point in 2011 who will not return in 2012.

PARKEY TOPS FBS IN TOUCHBACK

Sophomore kicker Cody Parkey averaged a touchback on 57.5 percent of his kickoffs, the best percentage of any kicker in the FBS.

Parkey hit 38 touchbacks on 66 kickoffs this season, just head of Oklahoma State kicker Quinn Sharp who averaged a touchback on 53.5 percent of his kickoffs. Sharp led the FBS with 61 touchbacks, but kicked off 114 times, 48 more than Parkey.

Parkey's 38 touchbacks were third-most in the FBS and second-most in the SEC. Arkansas kicker Zach Hocker hit 40 touchbacks in 93 kickoffs for a 43 percent average.

The average FBS team registered a touchback on 16.8% of kickoffs in 2011.

Parkey limited opponents to 28 returns in '11 which tied with Kentucky for fewest in the nation.

Auburn allowed a total of 619 return yards this season which was the third fewest in the FBS.

CHICK-FIL-A BOWL MVPS

Onterrio McCalebb took offensive MVP honors and cornerback Chris Davis received defensive MVP honors of the Chick-fil-A Bowl.

McCalebb totalled 180 all-purpose yards with two touchdowns in Auburn's 43-24 victory over Virginia.

McCalebb led all rushers with 109 yards on 10 carries with a TD and added 53 yards on two receptions with a score. McCalebb also had one kickoff return for 18 yards.

The 109 yards rushing marked McCalebb's third career 100-yard rushing effort and was a season high. McCalebb's rushing touchdown was the 15th of his career.

Davis tied a game high with eight tackles while recording a PBU and a forced fumble early in the game.

CLARK FINALIST FOR RAY GUY AWARD

Sophomore punter Steven Clark was named one of three finalists for the Ray Guy Award in 2011. He was Auburn's first Guy Award finalist in 10-year history of the award.

Clark, a native of Kansas City, Mo., led the Southeastern Conference was second in the FBS with 31 punts pinned inside the 20-yard line this season.

Additionally, only 10 of Clark's 72 punts were returned in 2011 as the sophomore forced 35 fair catches. Opponents averaged 6.2 yards per punt return.

Clark's net average of 39.2 yards was T-15th-best in the FBS and T-3rd best in the SEC in 2011.

AUBURN IN 2011 BY THE NUMBERS

CATEGORY	2011
Record.....	8-5
SEC	4-4
West	2-3
East.....	2-1
Non-Conference	4-1
Home	6-1
Away	1-4
Neutral	1-0
Day	4-4
Night (6 p.m. or later)	4-1
TV Games	7-5
ABC	0-1
CBS.....	1-3
ESPN	2-1
ESPN2	1-0
ESPNU.....	1-0
ESPN3D.....	0-0
FSN.....	1-0
SEC Network	1-0
Scoring First.....	5-2
Opponent Scoring First	3-3
Leading at Half	6-0
Trailing at Half	1-4
Tied at Half	1-1
Leading after Third.....	6-0
Trailing after Third	2-5
Tied after Third	0-0
Overtime Games	0-0
Scoring fewer than 20 pts.	2-4
Scoring 20+ points	6-1
Scoring 30+ points	6-0
Allowing fewer than 20 pts.....	4-0
Allowing 20+ points	2-4
Allowing 30+ points	2-5
Rushing for less than 100 yds.....	1-3
Rushing for 100+ yds.....	7-2
Rushing for 200+ yds.....	5-2
Passing for 200+ yds.	1-1
Passing for 300+ yds.	0-0
Totaling less than 300 yds.....	1-3
300+ yds. of total offense	7-2
400+ yds. of total offense	3-1
Allowing less than 100 yds. rushing.....	1-0
Allowing less than 300 yds. total off.	2-0
Allowing 300+ yds. total offense	6-5
Having 100-yd. rusher	5-2
Opp. have 100-yd. rusher.....	3-2
No turnovers	3-0
Fewer than 3 turnovers	4-3
3 or more turnovers	1-2
No takeaways	1-1
Fewer than 3 takeaways	4-4
3 or more takeaways.....	3-0
More than 30:00 of possession	3-1
Less than 30:00 of possession	5-4

2011 Auburn Football

CLARK AN ALL-AMERICAN

Clark was named an All-American by Pro Football Weekly, becoming the first AU punter to receive All-America honors since Terry Daniel in 1993.

DISMUKES A FRESHMAN ALL-AMERICA

Center Reese Dismukes was named to the Football Writer's Association of America Freshman All-America Team after starting every game for the Tigers in 2011.

In addition, Dismukes was named to the SEC Coaches' All-Freshman Team and the CBS Sports Freshman All-America Team.

A native of Spanish Fort, Ala., Dismukes was the first true freshman to start at center for Auburn since Ryan Pugh in 2007.

In 2011, Dismukes helped the Tigers rush for 2,370 yards and average 182.3 yard per game, fourth-best in the SEC.

Dismukes was the only AU offensive player to start every game at the same position this season and one of two offensive players (OT Brandon Mosley) to start every game.

SIX NAMED TO COACHES' ALL-SEC TEAM

Auburn had six players voted to the Coaches' All-SEC team, including three players voted to the first team.

Running Back Michael Dyer, defensive end Corey Lemonier and punter Steven Clark were each voted to the first team.

Tight end Philip Lutzenkirchen, offensive tackle Brandon Mosley and RB Onterio McCalebb earned second team honors. McCalebb was voted to the All-Purpose position on the second team.

It is the first time Clark, Lutzenkirchen, Mosley and McCalebb have earned Coaches' All-SEC honors.

Dyer and Lemonier were each voted to the Coaches' All-Freshman Team last season.

AP ALL-SEC TIGERS

Auburn placed three players on the Associated Press All-SEC team.

Running back Michael Dyer was the lone first-team selection, while tight end Philip Lutzenkirchen and defensive end Corey Lemonier each earned second-team honors.

It marks the first time each of the players have earned AP All-SEC honors.

FOUR TIGERS AWARDED DEGREES

Chandler Brooks, Eltoro Freeman, Josh Harris and Davis Hooper each earned their degrees and participated in graduation ceremonies on Dec. 12.

A Huntsville, Ala., native, Brooks earned a degree in Wildlife Sciences. Brooks was awarded a scholarship prior to the 2011 season and was the kicker who helped convert a crucial on-side kick in the final minutes against Utah State

as the Tigers rallied for a 42-38 win.

Freeman, a native of Alexander City, Ala., earned a degree in Exercise Science. Freeman has appeared in 32 games, starting 17, since 2009. Freeman has 118 career tackles, 15.5 TFLs and 5.0 sacks.

A Carrollton, Ga., native, Harris was awarded a degree in Public Administration. Harris was awarded a scholarship prior to the 2010 season and has been AU's long snapper on all field goals, PAT's and punts since 2009. Additionally, Harris' grandfather was a freshman on Auburn's 1957 national championship team.

Hooper, a native of Montgomery, Ala., earned a scholarship prior to the 2011 season but suffered a season-ending injury before the season began. Hooper has appeared in seven games since 2009.

The four graduates joined teammates Quindarius Carr and Barrett Trotter as six graduates on the 2011 Auburn Chick-fil-A Bowl roster.

'TORO FINISHES STRONG

Senior LB Eltoro Freeman totaled 40 tackles in the last six games of the season to surpass his career total of 31 tackles through the 2009 and 2010 seasons, a span of 22 games.

Freeman more than doubled his tackle total from the first seven games of the 2011 season when he registered 18 tackles.

In addition, Freeman had 5.5 TFLs and 2.0 sacks in the last six games after totaling 6.0 TFLs and 2.0 sacks through the '09 and '10 seasons.

Freeman finishes his career with 122 tackles, 15.5 TFLs and 5.0 sacks.

LEMONIER AVOIDS SOPHOMORE SLUMP

Defensive end Corey Lemonier followed an impressive freshman season in 2010 with a stronger performance in 2011.

Lemonier finished 2011 tied for fourth in the SEC in sacks with 9.5 and seventh in tackles for loss with 13.5. Both were team highs.

In addition, Lemonier registered 47 tackles, sixth-most on team, with 15 QB hurries, one fumble recovery, a team-best five forced fumbles and one blocked kick.

Lemonier was named to the Coaches' All-SEC First Team and the AP All-SEC Second Team in 2011.

DYER GOES BACK-TO-BACK

Sophomore Michael Dyer became the fifth Auburn running back to record consecutive 1,000 yard rushing seasons in Auburn history.

Dyer rushed for 1,242 in 2011 after rushing for an Auburn freshman-record 1,093 yards last season.

Dyer is the first Auburn running back to eclipse the 1,000-yard mark in each of his first two seasons.

The Little Rock, Ark., native was Auburn's first running back to record consecutive 1,000 yard seasons since Carnell Williams in 2003-04.

Auburn's consecutive 1,000-yard rushers are:

1978	Joe Cribbs	1,205
1979	Joe Cribbs	1,120
1978	James Brooks	1,208
1979	James Brooks	1,314
1994	Stephen Davis	1,263
1995	Stephen Davis	1,068
2003	Carnell Williams	1,307
2004	Carnell Williams	1,165
2010	Michael Dyer	1,093
2011	Michael Dyer	1,242

MASON TOPS IN SEC

Freshman Tre Mason led the Southeastern Conference and was 15th in the FBS with a 26.4-yard kickoff return average in 2011.

Mason totaled 633 yards on 24 kickoff returns. The 633 yards is the fifth best single-season effort in Auburn history, while Mason's 26.4 yard average is the seventh best in a single season.

LUTZ MOVES INTO TOP 10

Philip Lutzenkirchen led Auburn with seven receiving touchdowns in 2011, giving him 14 for his career.

Lutzenkirchen's 14 TD's is tied with former WR Lawyer Tillman (1985-88) for seventh place on Auburn's career receiving list.

Lutzenkirchen needs one touchdown catch to move into a tie for fifth place with Frank Sanders (1991-94) and Byron Franklin (1977-80) with 15 career touchdown catches each.

Lutzenkirchen is Auburn's career leader in TD grabs for a tight end. Lutzenkirchen is seventh with 44 career receptions for a tight end, needing 19 to tie career leader Cooper Wallace (2002-05) with 63.

Lutzenkirchen is seventh in career yardage for a TE and trails Wallace for first place by 340 yards. Wallace totaled 829 yards in his career.

BLAKE, LUTZ IGNITE TIGERS

Auburn is a combined 20-3 when either WR Emory Blake or TE Philip Lutzenkirchen has a touchdown reception.

The Tigers are 11-1 when Blake has a TD catch and 9-2 when Lutzenkirchen has a TD catch. Auburn is 6-0 when both players have TD reception in the same game.

Auburn's only loss when Blake has a TD reception came this season against Clemson. The Tigers' only losses when Lutzenkirchen scores came against LSU in 2009 and Georgia in 2011.

2011 Auburn Football

BLAKE CLIMBS THE LIST

Wide receiver Emory Blake is 16th in career receiving yards at Auburn. After totaling 108 yards in the Chick-fil-A Bowl, Blake's career total stands at 1,233 yards.

Blake was 20th on the career list prior to the bowl game but his performance vaulted him four spots, surpassing Tim Christian, Clifton Robinson, Greg Taylor and Thomas Bailey, who was 16th.

Blake is 10 yards shy of tying Ben Obomanu (2002-05) for 15th place with 1,243 yards.

Blake needs 340 yards to move into a tie for 10th place with Byron Franklin (1977-80) with 1,573 yards.

MCCALEBB LEADS SEC RB'S

Junior Onterio McCalebb led SEC running backs with 32 receptions in 2011.

McCalebb's 32 catches were second-most on the team and 19th-most in the SEC for all receivers. McCalebb also finished second on the team with 344 receiving yards.

McCalebb goes into 2012 having caught at least one pass in 15 straight games dating back to Nov. 26, 2010 vs. Alabama.

McCalebb totaled 13 catches in his first two seasons, grabbing six in 2009 and seven in 2010.

For his career, McCalebb has 45 catches for 488 yards with 3 TD's and a 10.8 yard per catch average.

McCalebb's 45 catches place him sixth among AU running backs in career receptions. McCalebb needs one catch to tie Harold Morrow (1994-95) for fifth place and trails career leader Mario Fannin by 52 catches. Fannin totaled 97 receptions from 2007-10.

McCalebb's 488 yards is sixth among AU running backs in career receiving yardage. McCalebb needs 4 yards to tie Carnell Williams for fifth place with 492 yards and trails career leader Fannin by 497 yards. Fannin totaled 985 yards in his career.

McCalebb is tied for third in receiving TD's, needing one more to tie James Brooks for second place with four and six to tie Fannin for first place with nine.

INT = WIN

Since 2009, the Tigers are 21-1 and have won 18 consecutive games when intercepting a pass.

Auburn has intercepted a pass in seven of its eight wins this season. Those seven came against Mississippi State, Florida Atlantic, South Carolina, Florida, Ole Miss, Samford and Virginia in the Chick-fil-A Bowl.

The only game Auburn has lost when registering an INT was in 2009 against Arkansas.

YOUTH IN ABUNDANCE

Auburn had 79 scholarship players on its 2011 roster with 51 (65 percent) coming from underclassmen.

The Tigers had 24 true freshmen, 11 red-shirt freshmen, 16 sophomores, 15 juniors and 13 seniors on scholarship. Five of the 13 seniors were walk-ons who were awarded scholarships prior to the start of the 2011 season.

Auburn played a total of 26 freshmen in 2011. The Tigers played 16 true freshmen and 10 redshirt freshmen.

True freshmen who played in 2011: Erique Florence, Kiehl Frazier, Tre Mason, Quan Bray, Robenson Therezie, C.J. Uzomah, Justin Garrett, Jaylon Denson, Gabe Wright, Devaunte Sigler, Angelo Blackson, Reese Dismukes, Brandon Fulse, Justin Garrett, Jonathan Rose and Jermaine Whitehead.

Redshirt Freshmen who played: Justin Delaine, Tunde Fariyike, Eric Mack, Jonathon Mincy, LaDarius Owens, LaDarius Phillips, Trovon Reed, Chad Slade, Jawara White and Trent Fisher.

TIGERS TOUGH IN NAILBITERS

Auburn's 16-13 win over South Carolina kept the Tigers perfect under Gene Chizik in games decided by four points or less. Auburn is now 9-0 in those games.

The Tigers defeated Utah State 42-38 in the only other game decided by four points or less this season.

Auburn went 5-0 last season in games decided by four points or less, and 2-0 in 2009.

Since 2000, Auburn is 26-8 (.765) in those games.

4TH QUARTER RALLIES

Auburn's 16-13 win over No. 10/9 South Carolina was the fifth comeback when trailing at the start of the fourth quarter in the Chizik era and the second this season.

Auburn began the fourth quarter vs. the Gamecocks down 13-9 before scoring the winning touchdown with 1:38 left in the game.

The Tigers rallied from a 31-28 deficit in the final stanza to defeat Utah State 42-38 in the 2011 season opener.

In 2010, Auburn defeated Alabama 28-27 after beginning the fourth quarter down 27-21, and beat South Carolina 35-27 after opening the fourth quarter trailing 27-21. The Tigers rallied from a 30-27 deficit vs. West Virginia at the start of the fourth quarter to win 41-30, in 2009.

TIGERS HOLD LEADS

Auburn is 22-2 and has won its last 16 straight when leading at the half under Gene Chizik.

Auburn went 6-0 in 2011 when leading at halftime and 9-0 in 2010 when leading at half-time.

The Tigers posted a 7-2 record when leading at halftime in 2009. Auburn's only losses came against Kentucky (led 14-7, lost 21-14 at home) and Georgia (led 14-7, lost 31-24 at UGA).

HALFTIME RALLIES

Five times in the Chizik era the Tigers have rallied to win after trailing at halftime. The 2011 Tigers rallied from a 21-14 halftime deficit against Utah State in the season opener for a 42-38 victory.

The 2010 Tigers pulled the trifecta, overcoming deficits to Clemson, South Carolina (reg. season) and Alabama. Chizik's first team (2009) had one halftime rally to beat West Virginia.

Auburn has had a pair of "walk-off" wins under Chizik, both coming last year. The Tigers defeated Oregon in the BCS National Championship Game and Kentucky on the road on field goals as time expired.

Auburn halftime rallies under Chizik:

Date	Opponent/Halftime	Final
9/3/11	Utah State/Trailed 21-14	W, 42-38
11/26/10	at Alabama/Trailed 24-0	W, 28-27
9/25/10	South Carolina/Trailed 20-14	W, 35-27
9/18/10	Clemson/Trailed 17-3	W, 27-24 OT
9/19/09	West Virginia/Trailed 21-20	W, 41-30

TIGERS SECOND IN FRESHMEN PLAYED

Auburn played 13 true freshmen in its season-opening win against Utah State, which was the second-most of any FBS team. Only the Texas Longhorns played more true freshmen in a season-opener, putting 18 on the field against Rice.

Auburn's true freshmen that played vs. Utah State: Reese Dismukes, Erique Florence, Tre Mason, Jermaine Whitehead, Quan Bray, Justin Garrett, Robenson Therezie, C.J. Uzomah, Gabe Wright, Devaunte Sigler, Angelo Blackson, Kiehl Frazier and Brandon Fulse.

30+ POINTS EQUALS VICTORY

Auburn has won 74 consecutive games when scoring 30 or more points. The last time the Tigers lost when registering at least 30 points was a 56-49, four overtime loss to Georgia in 1996. In its history, Auburn is now 291-4 all-time when scoring at least 30 points.

WHEN SCORING 20+ POINTS

Since 2001, Auburn is 98-12 (.891) when scoring 20 or more points in a game. Dating back to the start of the 1993 season, Auburn is 141-19-1 (.879) when scoring 20 or more points in a game.

2011 Auburn Football

UTAH STATE (6-6)		
Sept. 3	at #23/19 Auburn [ESPN2]	L, 38-42
Sept. 10	WEBER STATE	W, 54-17
Sept. 24	COLORADO STATE	L, 34-35
Sept. 30	at BYU [ESPN]	L, 24-27
Oct. 8	WYOMING	W, 63-19
Oct. 15	at Fresno State	L, 21-31
Oct. 22	LOUISIANA TECH	L, 17-24
Nov. 5	at Hawaii	W, 35-31
Nov. 12	SAN JOSE STATE	W, 34-33
Nov. 19	at Idaho	W, 49-42
Nov. 26	NEVADA	W, 21-17
Dec. 3	at New Mexico State	L, 23-24
MISSISSIPPI STATE (7-6)		
Sept. 1	at Memphis [Sports South]	W, 59-14
Sept. 10	at #22 Auburn [SECN]	L, 34-41
Sept. 15	#3/3 LSU [ESPN]	L, 6-16
Sept. 24	LOUISIANA TECH	W, 26-20
Oct. 1	at Georgia	L, 10-24
Oct. 8	at UAB [Sports South]	W, 21-3
Oct. 15	#15/13 SOUTH CAROLINA [SECN]	L, 12-14
Oct. 29	at Kentucky [FSN]	W, 28-16
Nov. 5	TENNESSEE MARTIN [CSS]	W, 55-17
Nov. 12	#4/3 ALABAMA	L, 7-24
Nov. 19	at #6/6 Arkansas	L, 17-44
Nov. 26	OLE MISS	W, 31-3
Dec. 30	vs. Wake Forest	W, 23-17
CLEMSON (10-4)		
Sept. 3	TROY	W, 43-19
Sept. 10	WOFFORD	W, 35-27
Sept. 17	#21/19 AUBURN [ABC]	W, 38-24
Sept. 24	#5/5 FLORIDA STATE	W, 35-30
Oct. 1	at #11/10 Virginia Tech	W, 23-3
Oct. 8	BOSTON COLLEGE [RSN]	W, 36-14
Oct. 15	at Maryland	W, 56-45
Oct. 22	NORTH CAROLINA	W, 59-38
Oct. 29	at Georgia Tech [ABC]	L, 17-31
Nov. 12	WAKE FOREST	W, 31-28
Nov. 19	at North Carolina State	L, 13-37
Nov. 26	at #14/13 South Carolina [ESPN]	L, 13-34
Dec. 3	vs. Virginia Tech [ESPN]	W, 38-10
Jan. 4	vs. West Virginia [ESPN]	L, 33-70
FLORIDA ATLANTIC (1-11)		
Sept. 3	at #22/23 Florida [ESPN]	L, 3-41
Sept. 10	at #17/16 Michigan State [ESPN2]	L, 0-44
Sept. 24	at Auburn	L, 14-30
Oct. 1	at Louisiana-Lafayette	L, 34-37
Oct. 8	at North Texas [Sun Belt Net]	L, 17-31
Oct. 15	WESTERN KENTUCKY	L, 0-20
Oct. 22	MIDDLE TENNESSEE [SBN]	L, 14-38
Nov. 5	ARKANSAS STATE	L, 21-39
Nov. 12	at FIU	L, 7-41
Nov. 19	at Troy	L, 7-34
Nov. 26	UAB	W, 38-35
Dec. 3	ULM	L, 0-26
SOUTH CAROLINA (11-2)		
Sept. 3	EAST CAROLINA [SS]	W, 56-37
Sept. 10	at Georgia [ESPN]	W, 45-42
Sept. 17	NAVY [ESPN2]	W, 24-21
Sept. 24	VANDERBILT	W, 21-3
Oct. 1	AUBURN	L, 13-16
Oct. 8	KENTUCKY [SECN]	W, 54-3
Oct. 15	at Mississippi State [SECN]	W, 14-12
Oct. 29	at Tennessee [ESPN2]	W, 14-3
Nov. 5	at #8/8 Arkansas [ESPN]	L, 28-44
Nov. 12	FLORIDA	W, 17-12
Nov. 19	THE CITADEL [PPV]	W, 41-20
Nov. 26	#18/17 CLEMSON [ESPN]	W, 34-13
Jan. 2	vs. #21/20 Nebraska [ABC]	W, 30-13
ARKANSAS (11-2)		
Sept. 3	MISSOURI STATE [PPV]	W, 51-7
Sept. 10	NEW MEXICO [ESPN]	W, 52-3
Sept. 17	TROY [CSS]	W, 38-28
Sept. 24	at #2/2 Alabama	L, 14-38
Oct. 1	#14/13 TEXAS A&M	W, 42-38
Oct. 8	#15/23 AUBURN [ESPN]	W, 38-14
Oct. 22	at Ole Miss [SECN]	W, 29-24
Oct. 29	at Vanderbilt [SECN]	W, 31-28
Nov. 5	#10/10 SOUTH CAROLINA [ESPN]	W, 44-28
Nov. 12	TENNESSEE	W, 49-7
Nov. 19	MISSISSIPPI STATE [CBS]	W, 44-17
Nov. 25	at #1/1 LSU [CBS]	L, 17-41
Jan. 6	vs. #11/10 Kansas State [Fox]	W, 29-16

FLORIDA (7-6)		
Sept. 3	FLORIDA ATLANTIC [ESPN]	W, 41-3
Sept. 10	UAB [Sports South]	W, 39-0
Sept. 17	TENNESSEE [CBS]	W, 33-23
Sept. 24	at Kentucky	W, 48-10
Oct. 1	#3/2 ALABAMA	L, 10-38
Oct. 8	at #1/2 LSU [CBS]	L, 11-41
Oct. 15	at #24 Auburn [ESPN]	L, 6-17
Oct. 29	vs. #22/21 Georgia [CBS]	L, 20-24
Nov. 5	VANDERBILT [SECN]	W, 26-21
Nov. 12	at #15/13 South Carolina [CBS]	L, 12-17
Nov. 19	FURMAN [PPV]	W, 54-32
Nov. 26	FLORIDA STATE [ESPN2]	L, 7-21
Jan. 2	vs. Ohio State [ESPN2]	W, 24-17
LSU (13-1)		
Sept. 3	vs. #3/3 Oregon [ABC]	W, 40-27
Sept. 10	NORTHWESTERN STATE [PPV]	W, 49-3
Sept. 15	at #25/25 Mississippi State [ESPN]	W, 16-6
Sept. 24	at #18/20 West Virginia	W, 47-21
Oct. 1	KENTUCKY	W, 35-7
Oct. 8	#17/18 FLORIDA [CBS]	W, 41-11
Oct. 15	at Tennessee [CBS]	W, 38-7
Oct. 22	#19/23 AUBURN [CBS]	W, 45-10
Nov. 5	at #2/2 Alabama [CBS]	W (OT), 9-6
Nov. 12	WESTERN KENTUCKY [ESPN]	W, 42-9
Nov. 19	at Ole Miss [ESPN]	W, 52-3
Nov. 25	#3/3 ARKANSAS [CBS]	W, 41-17
Dec. 3	vs. #12/14 Georgia [CBS]	W, 42-10
Jan. 9	vs. #2/2 Alabama [ESPN]	L, 0-21
OLE MISS (2-10)		
Sept. 3	BYU [ESPN]	L, 13-14
Sept. 10	SOUTHERN ILLINOIS [PPV]	W, 42-24
Sept. 17	at Vanderbilt [SEC Net]	L, 7-30
Sept. 24	GEORGIA	L, 13-27
Oct. 1	at Fresno State [ESPN2]	W, 38-28
Oct. 15	#2/3 ALABAMA [ESPN2]	L, 52-7
Oct. 22	#10/10 ARKANSAS [SECN]	L, 24-29
Oct. 29	at Auburn [ESPN]	L, 23-41
Nov. 5	at Kentucky [ESPN]	L, 13-30
Nov. 12	LOUISIANA TECH [CSS]	L, 7-27
Nov. 19	#1/1 LSU [ESPN]	L, 3-52
Nov. 26	Mississippi State [ESPN]	L, 3-31
GEORGIA (10-4)		
Sept. 3	vs. #5/7 Boise State [ESPN]	L, 21-35
Sept. 10	#10/9 SOUTH CAROLINA [ESPN]	L, 42-45
Sept. 17	COASTAL CAROLINA [PPV]	W, 59-0
Sept. 24	at Ole Miss	W, 27-13
Oct. 1	MISSISSIPPI STATE	W, 24-10
Oct. 8	at Tennessee [ESPN2]	W, 20-12
Oct. 15	at Vanderbilt [FSN]	W, 33-28
Oct. 29	vs. Florida [CBS]	W, 24-20
Nov. 5	NEW MEXICO STATE [CSS]	W, 63-16
Nov. 12	#24/20 AUBURN [CBS]	W, 45-7
Nov. 19	KENTUCKY [SECN]	W, 19-10
Nov. 26	#25/21 Georgia Tech [ABC or ESPN]	W, 31-17
Dec. 3	vs. #1/1 LSU [CBS]	L, 10-42
Jan. 2	vs. #12/13 Michigan State [ABC]	L, 30-33 OT
SAMFORD (6-5)		
Sept. 3	GEORGIA SOUTHERN	L, 17-31
Sept. 10	STILLMAN	W, 48-6
Sept. 24	at Wofford	L, 23-28
Oct. 1	GARDNER-WEBB	W, 41-14
Oct. 8	at Furman	W, 26-21
Oct. 15	ELON	W, 43-31
Oct. 22	at Appalachian State	L, 17-35
Oct. 29	WESTERN CAROLINA	W, 52-24
Nov. 5	CHATTANOOGA	L, 9-24
Nov. 12	at The Citadel	W, 19-14
Nov. 19	at Auburn [PPV]	L, 16-35
ALABAMA (12-1)		
Sept. 3	KENT STATE [SEC Net]	W, 48-7
Sept. 10	at #23/20 Penn State [ABC]	W, 27-11
Sept. 17	NORTH TEXAS [Sports South]	W, 41-0
Sept. 24	#14/13 ARKANSAS	W, 38-14
Oct. 1	at #12/12 Florida	W, 38-10
Oct. 8	VANDERBILT [ESPN]	W, 34-0
Oct. 15	at Ole Miss [ESPN2]	W, 52-7
Oct. 22	TENNESSEE [ESPN]	W, 37-6
Nov. 5	#1/1 LSU [CBS]	L (OT), 6-9
Nov. 12	at Mississippi State [ESPN]	W, 24-7
Nov. 19	GEORGIA SOUTHERN [PPV]	W, 45-21
Nov. 26	at Auburn [CBS]	W, 42-14
Jan. 9	vs. #1/1 LSU [ESPN]	W, 21-0

ASSOCIATED PRESS TOP 25				
Rk	School (1st)	Record	Pts.	Prv.
1.	Alabama (55)	12-1	1495	2
2.	LSU (1)	13-1	1425	1
3.	Oklahoma State (4)	12-1	1399	3
4.	Oregon	12-2	1250	6
5.	Arkansas	11-2	1198	7
6.	USC	10-2	1181	5
7.	Stanford	11-2	1167	4
8.	Boise State	12-1	1127	8
9.	South Carolina	11-2	1013	10
10.	Wisconsin	11-3	905	9
11.	Michigan State	11-3	873	12
12.	Michigan	11-2	839	13
13.	Baylor	10-3	780	15
14.	TCU	11-2	653	16
15.	Kansas State	10-3	621	11
16.	Oklahoma	10-3	572	19
17.	West Virginia	10-3	547	23
18.	Houston	13-1	518	20
19.	Georgia	10-4	439	18
20.	Southern Miss	12-2	411	22
21.	Virginia Tech	11-3	329	17
22.	Clemson	10-4	188	14
23.	Florida State	9-4	154	25
24.	Nebraska	9-4	143	21
25.	Cincinnati	10-3	103	NR
OTHERS RECEIVING VOTES				
BYU 51, Auburn 40, Northern Illinois 33, Missouri 23, Texas 15, Rutgers 3, North Dakota State 2, Penn State 2, Virginia 1.				
USA TODAY TOP 25				
Rk	School (1st)	Record	Pts.	Prv.
1.	Alabama (59)	12-1	1475	2
2.	LSU	13-1	1404	1
3.	Oklahoma State	12-1	1367	3
4.	Oregon	12-2	1290	5
5.	Arkansas	11-2	1188	7
6.	Boise State	12-1	1162	6
7.	Stanford	11-2	1106	4
8.	South Carolina	11-2	1084	9
9.	Michigan	11-2	925	12
10.	Michigan State	11-3	912	13
11.	Wisconsin	11-3	911	8
12.	Baylor	10-3	775	16
13.	TCU	11-2	710	15
14.	Houston	13-1	673	17
15.	Oklahoma	10-3	610	19
16.	Kansas State	10-3	602	10
17.	Virginia Tech	11-3	574	11
18.	West Virginia	10-3	554	22
19.	Southern Miss	12-2	429	21
20.	Georgia	10-4	345	18
21.	Cincinnati	10-3	248	24
22.	Clemson	10-4	237	14
23.	Florida State	9-4	205	25
24.	Nebraska	9-4	144	20
25.	BYU	10-3	79	NR
OTHERS RECEIVING VOTES				
Northern Illinois 36, Missouri 33, Texas 29, Auburn 28, Rutgers 11, Penn State 10, Texas A&M 5, Virginia 4, Washington 2, Temple 2, Florida 1, Louisiana-Lafayette 1, Mississippi State 1, Arkansas State 1, Notre Dame 1, Ohio 1.				
2011 Auburn opponents in italics				

2011 Auburn Football Honors & Awards

DAREN BATES

- ▶ Phil Steele Preseason All-SEC Fourth Team

EMORY BLAKE

- ▶ Biletnikoff Award Watch List
- ▶ Coaches Preseason All-SEC Third Team
- ▶ Phil Steele Midseason All-SEC Third Team

JOEL BONOMOLO

- ▶ SEC Academic Honor Roll

STEVEN CLARK

- ▶ Ray Guy Award Finalist
- ▶ Sports Illustrated Honorable Mention All-American
- ▶ Pro Football Weekly All-America First Team
- ▶ Coaches All-SEC First Team
- ▶ SEC Special Teams Player of the Week (10/3)
- ▶ SEC Special Teams Player of the Week (10/17)
- ▶ SEC Academic Honor Roll

JARED COOPER

- ▶ SEC Academic Honor Roll

CHRIS DAVIS

- ▶ Chick-fil-A Bowl Defensive MVP

REESE DISMUKES

- ▶ Freshman All-SEC
- ▶ CBS Sports Freshman All-America Team

MICHAEL DYER

- ▶ Coaches All-SEC First Team
- ▶ AP All-SEC First Team
- ▶ Maxwell Award Watch List
- ▶ Doak Walker Award Watch List
- ▶ SEC Offensive Player of the Week (10/31)
- ▶ Coaches Preseason All-SEC Second Team
- ▶ Sports Illustrated Preseason All-SEC Team
- ▶ Phil Steele Preseason All-SEC Second Team
- ▶ Phil Steele Midseason All-SEC Second Team
- ▶ Phil Steele Midseason Honorable Mention All-American

TUNDE FARIYIKE

- ▶ SEC Academic Honor Roll

TRENT FISHER

- ▶ SEC Academic Honor Roll

JOSH HARRIS

- ▶ Senior Bowl Participant
- ▶ SEC Academic Honor Roll

COREY LEMONIER

- ▶ Phil Steele Third-Team All-American
- ▶ Coaches All-SEC First Team
- ▶ AP All-SEC Second Team
- ▶ SEC Defensive Player of the Week (10/17)
- ▶ Coaches Preseason All-SEC Third Team
- ▶ Phil Steele Midseason All-SEC First Team
- ▶ Phil Steele Midseason Honorable Mention All-American

PHILIP LUTZENKIRCHEN

- ▶ Sports Illustrated Honorable Mention All-American
- ▶ Coaches All-SEC Second Team
- ▶ AP All-SEC Second Team
- ▶ Mackey Award Watch List
- ▶ Coaches Preseason All-SEC Third Team
- ▶ Sports Illustrated Preseason All-SEC Team
- ▶ Phil Steele Preseason All-SEC Third Team

TRE MASON

- ▶ SEC Co-Freshman of the Week (9/5)
- ▶ Phil Steele Midseason All-SEC First Team
- ▶ Phil Steele Midseason All-America Third Team

ONTERRIO McCALEBB

- ▶ Chick-fil-A Bowl Offensive MVP
- ▶ Coaches All-SEC Second Team (All-Purpose)
- ▶ Coaches Preseason All-SEC Third Team

ANTHONY MORGAN

- ▶ SEC Academic Honor Roll

BRANDON MOSLEY

- ▶ Senior Bowl Participant
- ▶ Coaches All-SEC Second Team
- ▶ Coaches Preseason All-SEC Second Team
- ▶ Phil Steele Midseason All-SEC Second Team

CODY PARKEY

- ▶ Phil Steele Midseason All-SEC Third Team

RYAN PRESTON

- ▶ SEC Academic Honor Roll

ASHTON RICHARDSON

- ▶ SEC Academic Honor Roll

JOHN SULLEN

- ▶ SEC Academic Honor Roll

BARRETT TROTTER

- ▶ SEC Academic Honor Roll
- ▶ National Football Foundation Hampshire Honor Society

NEIKO THORPE

- ▶ Coaches Preseason All-SEC Third Team
- ▶ Phil Steele Midseason All-SEC Third Team

Career Stats Update

Receiving, Tight End

Touchdown Receptions

Player	Seasons	Rec	TD
1. Philip Lutzenkirchen	2009-pres.	44	14
2. Robert Johnson	2000-02	57	10
3. Andy Fuller	1993-95	31	5
4. Cooper Wallace	2002-05	63	4
Lorenzo Diamond	1999-02	45	4
Dick Hayley	1976-78	11	4
7. Tommy Trott	2006-09	45	3
Gabe McKenzie	2006-08	29	3
Cole Bennett	2003-07	20	3
Jessie McCoverly	1994-96	8	3
Mike Edwards	1981	9	3
Robby Robinett	1970-71	24	3

Receiving Yardage

Player	Seasons	Rec	Yards
1. Cooper Wallace	2002-05	63	829
2. Robert Johnson	2000-02	57	741
3. Fred Baxter	1991-92	42	584
4. Victor Hall	1989-91	54	521
Lorenzo Diamond	1999-02	45	521
6. Andy Fuller	1993-95	31	494
7. Philip Lutzenkirchen	2009-pres.	44	489
8. Tommy Trott	2006-09	45	474
9. Jeff Parks	1982-85	34	401
10. Ed West	1982-83	28	325

Yards Per Reception (min. 20 receptions)

Player	Seasons	Rec	Yards	Yds/Rec
1. Andy Fuller	1993-95	31	494	19.94
2. Fred Baxter	1991-92	42	584	13.90
3. Cooper Wallace	2002-05	63	829	13.16
4. Robert Johnson	2000-02	57	741	13.00
5. Jeff Parks	1982-85	34	401	11.79
6. Ed West	1982-83	28	325	11.61
7. Lorenzo Diamon	1999-02	45	521	11.58
8. Philip Lutzenkirchen	2009-pres.	44	489	11.11
9. Cole Bennett	2003-07	29	312	10.76
10. Tommy Trott	2006-09	45	474	10.53

Receiving

Touchdown Receptions

Player	Seasons	Rec	TD
1. Terry Beasley	1969-71	141	29
2. Ben Obomanu	2002-05	97	18
3. Darvin Adams	2008-10	115	17
Karsten Bailey	1995-98	150	17
5. Frank Sanders	1991-94	121	15
Byron Franklin	1977-80	74	15
7. Lawyer Tillman	1985-88	93	14
Philip Lutzenkirchen	2009-pres.	44	14
9. Emory Blake	2009-pres.	72	13
10. Ronney Daniels	1999-00	90	12
Tyrone Goodson	1993-97	136	12
Freddie Hyatt	1965-67	88	12

Receiving Yardage

Player	Seasons	Rec	Yards
1. Terry Beasley	1969-71	141	2507
2. Tyrone Goodson	1993-97	136	2283
3. Karsten Bailey	1995-98	150	2174
4. Courtney Taylor	2003-06	153	2098
5. Frank Sanders	1991-94	121	1998
6. Darvin Adams	2008-10	115	1978
7. Freddy Weygand	1984-88	99	1946
8. Lawyer Tillman	1985-88	93	1808
9. Rodgeriqu Smith	2004-08	114	1598
10. Byron Franklin	1977-80	74	1573
11. Ronney Daniels	1999-00	90	1446
12. Freddie Hyatt	1965-67	88	1396
13. Devin Aromashodu	2002-05	71	1333
14. Alexander Wright	1986-89	56	1320
15. Ben Obomanu	2002-05	97	1313
16. Thomas Bailey	1991-94	93	1243
17. Emory Blake	2009-pres.	78	1233
18. Greg Taylor	1987-90	102	1217
19. Clifton Robinson	1997-00	91	1167
20. Tim Christian	1966-68	78	1126
21. Terrell Zachery	2007-10	71	1106
22. Willie Gosha	1993-96	85	1048
23. Marcel Willis	1999-02	81	1022
24. Jimmy Phillips	1955-57	52	1012

Kick Returns

Kickoff Return Average (Min. 20 returns)

Player	Seasons	Ret	Yards	Avg
1. Onterio McCalebb	2009-pres.	30	822	27.90
2. Tristan Davis	2005-08	55	1455	26.45
3. Demond Washington	2009-10	62	1614	26.03
4. Rick Neel	1973-75	26	673	25.88
5. James Brooks	1977-80	68	1726	25.38
6. Markeith Cooper	1996-99	45	1077	23.93
7. Tim Carter	1998-01	40	956	23.90
8. Joe Cribbs	1976-79	22	507	23.05
9. Devin Aromashodu	2002-05	38	860	22.63
10. Herbert Casey	1989-91	21	473	22.52

Career Stats Update

Rushing

Rushing Yardage

Player	Seasons	Att	Avg	Yards
1. Bo Jackson	1982-85	650	6.62	4303
2. Carnell Williams	2001-04	741	5.17	3831
3. James Brooks	1977-80	621	5.67	3523
4. Joe Cribbs	1976-79	657	5.13	3368
5. Ben Tate	2006-09	678	4.90	3321
6. Stephen Davis	1993-95	488	5.76	2811
7. Brent Fullwood	1983-86	390	7.15	2789
8. Ronnie Brown	2000-04	513	5.28	2707
9. Stacy Danley	1987-90	526	4.61	2427
10. Michael Dyer	2010-11	424	5.51	2335
11. James Joseph	1986-90	452	5.17	2264
12. Kenny Irons	2005-06	454	4.81	2186
13. James Bostic	1991-93	396	5.26	2084
14. Lionel James	1980-83	348	6.14	2068
15. Onterio McCalebb	2009-pres.	312	6.46	2016
16. Secdrick McIntyre	1973-76	462	4.31	1992
17. Fob James	1952-55	317	6.03	1913
18. Phil Gargis	1973-76	456	4.13	1884
19. Tommie Agee	1983-86	356	4.87	1735
20. Jimmy Sidle	1962-64	326	5.22	1703
21. Brad Lester	2004-08	371	4.55	1689
22. Joe Childress	1953-55	321	5.19	1667
23. Curtis Kuykendall	1944-45	217	7.46	1619
24. Rudi Johnson	2000	324	4.84	1567
25. Terry Henley	1970-72	343	4.47	1534
26. Tommy Lorino	1956-58	227	6.55	1486
27. Cam Newton	2010	264	5.58	1473
28. Monk Gafford	1940-42	221	6.40	1414
29. Mario Fannin	2007-10	233	5.86	1366
30. Mitzi Jackson	1973-75	243	5.65	1373
31. William Andrews	1976-78	267	5.04	1347
32. Ed Dyas	1958-60	261	4.97	1298
33. Fred Beasley	1994-97	282	4.40	1241
34. Tom Bryan	1964-66	265	4.32	1144
35. George Peoples	1978-81	239	4.54	1085
36. Tucker Frederickson	1962-64	260	4.15	1079
37. Bobby Hoppe	1955-57	194	5.56	1078
38. Charlie Hataway	1951-53	282	3.74	1055

Yards Per Game (Min. 18 games)

Player	Seasons	Yards	Games	Yds/Gm
1. Bo Jackson	1982-85	4303	38	113.2
2. Kenny Irons	2005-06	2186	23	95.0
3. James Brooks	1977-80	3523	38	92.7
4. Carnell Williams	2001-04	3831	42	91.2
5. Stephen Davis	1993-95	2811	31	90.7
6. Curtis Kuykendall	1944-45	1619	18	89.9
7. Michael Dyer	2010-11	2335	26	89.8
8. Joe Cribbs	1976-79	3368	38	88.6
9. Brent Fullwood	1983-86	2789	39	71.5
10. Ben Tate	2006-09	3321	47	70.7

Yards Per Carry (min. 300 attempts)

Player	Seasons	Yards	Att	Avg
1. Brent Fullwood	1983-86	2789	390	7.15
2. Bo Jackson	1982-85	4303	650	6.62
3. Onterio McCalebb	2009-pres.	2016	312	6.46
3. Lionel James	1980-83	2138	348	6.14
4. Fob James	1952-55	1913	317	6.03
5. Stephen Davis	1993-95	2811	488	5.76
6. James Brooks	1977-80	3523	621	5.67
7. Michael Dyer	2010-11	2335	424	5.51
8. Ronnie Brown	2000-04	2707	513	5.28
9. James Bostic	1991-93	2084	396	5.26

Receiving, Running Back

Receptions

Player	Seasons	Yards	Avg	Rec
1. Mario Fannin	2007-10	985	10.15	97
2. James Joseph	1986-90	725	10.51	69
3. Ronnie Brown	2001-04	667	11.70	57
4. Stacy Danley	1987-90	337	7.17	47
5. Harold Morrow	1994-95	433	9.41	46
6. Onterio McCalebb	2009-pres.	488	10.84	45
7. Carnell Williams	2001-04	492	11.44	43
8. Reid McMilion	1993	334	7.95	42
9. Tony Richardson	1991-93	384	9.37	41
10. Rusty Williams	1996-99	363	9.08	40

Receiving Yardage

Player	Seasons	Rec	Yards
1. Mario Fannin	2007-10	97	985
2. James Joseph	1986-90	69	725
3. Ronnie Brown	2001-04	57	667
4. Carl Stewart	2004-07	39	612
5. Carnell Williams	2001-04	43	492
6. Onterio McCalebb	2009-pres.	45	488
7. Fred Beasley	1995-97	31	448
8. Mickey Zofko	1970	34	443
9. Harold Morrow	1994-95	46	433
10. Tony Richardson	1991-93	41	384

Touchdown Receptions

Player	Seasons	Rec	TD
1. Mario Fannin	2007-10	97	9
2. James Brooks	1978-80	18	4
3. Onterio McCalebb	2009-pres.	45	3
Brad Lester	2005-08	26	3
Tre Smith	2002-06	26	3
Fred Beasley	1995-97	31	3
Stephen Davis	1994-95	22	3
Harold Morrow	1994-95	46	3
Tommie Agee	1983-86	28	3
Mickey Zofko	1970	34	3

Yards Per Reception (min. 20 receptions)

Player	Seasons	Rec	Yards	Yds/Rec
1. Carl Stewart	2004-07	39	612	15.69
2. Fred Beasley	1995-97	31	448	14.45
3. Mickey Zofko	1970	34	443	13.03
4. Heath Evans	1998-00	30	354	11.80
5. Ronnie Brown	2001-04	57	667	11.70
6. Joe Frazier	1991-94	21	244	11.62
7. Carnell Williams	2001-04	43	492	11.44
8. Onterio McCalebb	2009-pres.	45	488	10.84
9. James Joseph	1986-90	69	725	10.51
10. Bo Jackson	1982-85	26	272	10.46

2011 Auburn Football Game Recaps

GAME 1	UTAH STATE	38
	#23 AUBURN	42
September 3, 2011 • ESPN2		
Jordan-Hare Stadium (85,245) • Auburn, Ala.		

Auburn used a pair of minute-and-a-half scoring drives late in the fourth quarter to overcome a 10-point deficit and defeat Utah State, 42-38, in the season-opening game of the 2011 football season at Jordan-Hare Stadium. Barrett Trotter was 17-for-23 for 261 yards and three touchdowns through the air in his first career start while Michael Dyer led Auburn with 57 rushing yards.

Trotter was one of 11 Tigers making their first collegiate start. Auburn also had 21 players make their first career appearance as a Tiger in the game. Of the 21, eight were redshirt freshmen and 13 were true freshmen.

Trailing 38-28 with 3:38 remaining in the game after a Robert Turbin rushing touchdown for Utah State, Auburn covered 65 yards in just six plays to draw within three, 38-35. Trotter was 3-for-4 for 62 yards on the drive, capped off by a Philip Lutzenkirchen 15 yards touchdown catch.

Auburn successfully converted an onside kick following the Lutzenkirchen score, with Emory Blake recovering the kick. That set up Auburn on its own 44 with 2:07 left in the game. Trotter was again 3-for-4 on the drive, covering 29 yards, while Onterio McCalebb rushed it three times for 26 yards, setting up Dyer for a one yard touchdown run up the middle for the game-winning score.

Auburn had to rally from a 14 point deficit midway through the second quarter, trailing 21-7 after the first of two Turbin (22 rushes, 70 yards) touchdown runs.

True freshman Tre Mason sparked the comeback with his 97 yard kickoff return following the Turbin touchdown, drawing Auburn to within a touchdown, 21-14, a score that would hold into halftime. Mason's 97-yard return ranks as the eighth-longest in school history. He would go on to finish with 176 kickoff return yards, tying for the third-most in a game in school history.

Dyer tied the game at 21-21 on Auburn's first possession of the second half, running it in from the 11 yard line to complete an 11 play, 65-yard drive.

Auburn had five touchdown drives and only one lasted more than three minutes, it being the drive out of the half which lasted just 3:46. Three of the other four

were just over a minute-and-a-half while the other lasted 2:55.

Chuckie Keeton was 21-for-30 for 213 yards for Utah State while Turbin and Kerwynn Williams (10 rushes, 69 yards) combined to rush for 139 of Utah State's 227 rushing yards.

Bobby Wagner led the Aggies with 10 tackles, followed by Kyle Gallagher with seven.

Blake led the Auburn receiving corps with three catches for 95 yards and a touchdown. Stallworth, who was one of the 11 Tigers making their first career start, was right behind him with four catches for 93 yards.

Defensively, linebacker Jonathan Evans led the Tigers with 14 total tackles, including 10 in the first half. Right behind him was fellow linebacker Jake Holland with a career-high 11, including two for loss. Senior Neiko Thorpe rounded out the top three with nine tackles.

SCORING SUMMARY			
Utah State14	7	3 14 — 38
Auburn7	7	14 14 — 42
USU - Williams 43 yd run (Thompson kick), 10:30, 1st AU - Blake 56 yd pass from Trotter (Parkey kick), 8:59, 1st USU - Keeton 3 yd run (Thompson kick), 1:32, 1st USU - Turbin 1 yd run (Thompson kick), 7:58, 2nd AU - Mason 97 yd kickoff return (Parkey kick), 7:46, 2nd AU - Dyer 11 yd run (Parkey kick), 11:14, 3rd USU - Thompson 34 yd field goal, 4:52, 3rd AU - Stallworth 39 yd pass from Trotter (Parkey kick), 1:57, 3rd USU - Keeton 7 yd run (Thompson kick), 11:20, 4th USU - Turbin 1 yd run (Thompson kick), 3:38, 4th AU - Lutzenkirchen 15 yd pass from Trotter (Parkey kick), 2:07, 4th AU - Dyer 1 yd run (Parkey kick), 0:30, 4th			
TEAM STATISTICS			
	USU	AU	
First Downs	27	17	
Rushes-Yards	53-227	30-78	
Passing Yards	221	286	
Comp-Att-Int	22-31-0	18-24-0	
Total Plays-Yards	84-448	54-364	
Punts-Avg.	3-50.0	4-43.5	
Fumbles/Lost	0/0	1/0	
Penalties-Yards	6-38	7-60	
3rd Down Conv.	10-of-17	3-of-9	
Time of Possession	37:41	22:19	
INDIVIDUAL STATISTICS			
RUSHING: (USU) - Turbin 22-70 (2 TD); Williams 10-69 (TD); Keeton 8-33 (2 TD); Jacobs 3-23; Morrison 3-22; Smith 6-12; Team 1-minus 2. (AU) - Dyer 14-57 (2 TD); McCalebb 9-44; Mason 1-2; Trotter 5-minus 9; TEAM 1-minus 16.			
PASSING: (USU) - Keeton 21-30-0-213; Morrison 1-1-0-8. (AU) - Trotter 17-23-0-261 (3 TD); Moseley 1-1-0-25.			
RECEIVING: (USU) - Austin 6-67; Lloyd 3-25; Smith 2-44; Morrison 2-19; Reynolds 2-6; Jacobs 2-minus 1; Martin 1-25; Moats 1-11; Turbin 1-9; Tialavea 1-8; Van Leeuwen 1-8. (AU) - McCalebb 5-43; Stallworth 4-93 (TD); Reed 4-33; Blake 3-95 (TD); Lutzenkirchen 2-22 (TD).			

GAME 2	#16 MISSISSIPPI STATE	34
	AUBURN	41
September 10, 2011 • SEC Network		
Jordan-Hare Stadium (87,451) • Auburn, Ala.		

Ryan Smith made a game-saving tackle on Mississippi State quarterback Chris Relf at the goal line as time expired to preserve Auburn's 41-34 victory over No. 16 Mississippi State on Sept. 10 at Jordan-Hare Stadium. The two teams combined for 28 first quarter points and 55 first half points before both defenses tightened up and Auburn won its 17th consecutive game, currently the longest in FBS.

Barrett Trotter, who finished the game 16-for-23 for 146 yards with two touchdowns and an interception, hit tight end Philip Lutzenkirchen for a 10-yard touchdown pass just under a minute into the fourth quarter to give Auburn a 14-point cushion, 41-27. Auburn, which trailed just once in the game, won its seventh straight game against a team ranked in the AP poll.

Trotter's favorite target on the afternoon was Emory Blake, who caught seven passes for 108 yards with a touchdown. Blake's touchdown catch, a 46-yard catch-and-run, tied the game at 21-21 in the second quarter as Auburn scored 17 points in the second quarter to take a 31-24 lead into the half.

Michael Dyer rushed for 150 yards on 18 carries, averaging 8.3 yards per carry, scoring twice. His first touchdown came on Auburn's first possession of the game when he went 35 yards for the score to put Auburn up, 7-0. His second touchdown gave Auburn the lead for good at 28-21 with 4:51 left in the first half as he went in from two yards out to cap a six-play, 59-yard drive.

Auburn took a 14-0 lead less than four minutes into the game as Demetruce McNeal returned a Relf interception 43 yards for the score.

Mississippi State wasted little time answering as LaDarius Perkins (11 rushes, 78 yards), scored on a 40-yard run less than a minute after McNeal's score and then Relf found Brandon Heavens for a 15-yard touchdown pass four minutes later to tie it at 14-14.

Relf finished the game 20-for-33 for 195 yards with a touchdown and an interception and also rushed 27 times for 106 yards.

Vick Ballard was the top rusher for Mississippi State, tallying 135 yards on 21 carries. Relf was right behind him with 106 yards on 27 carries, giving the Bulldogs a pair of 100-yard rushers.

Cody Parkey hit a pair of field goals for Auburn, connecting from 43 yards out right before the half to put Auburn up, 31-24, and then again right after the half to put Auburn ahead, 34-24.

The field goals were the first of Parkey's collegiate career. The first, the 43-yarder, came after Auburn took over possession with 40 seconds left in the half. The Tigers ran five plays, moving 54 yards before Parkey scored with five seconds left on the clock.

Defensively for the Tigers, Daren Bates led the team with 12 tackles, followed by Neiko Thorpe with 11. Nosa Eguae tallied nine while T'Sharvan Bell and McNeal notched eight apiece. Corey Lemonier had a team-high two tackles for loss, including Auburn's lone sack of the day.

SCORING SUMMARY			
Mississippi State14	10	3 7 — 34
Auburn14	17	3 7 — 41
AU - Dyer 35 yd run (Parkey kick), 12:37, 1st AU - McNeal 43 yd interception return (Parkey kick), 11:39, 1st MSU - Perkins 40 yd run (DePasquale kick), 10:38, 1st MSU - Heavens 15 yd pass from Relf (DePasquale kick), 6:32, 1st MSU - Banks 27 yd interception return (DePasquale kick), 10:36, 2nd AU - Blake 46 yd pass from Trotter (Parkey kick), 8:37, 2nd AU - Dyer 2 yd run (Parkey kick), 4:51, 2nd MSU - DePasquale 27 yd field goal, 0:40, 2nd AU - Parkey 43 yd field goal, 0:05, 2nd AU - Parkey 37 yd field goal, 12:13, 3rd MSU - DePasquale 32 yd field goal, 9:12, 3rd AU - Lutzenkirchen 10 yd pass from Trotter (Parkey kick), 14:03, 4th MSU - Ballard 3 yd run (DePasquale kick), 4:51, 4th			
TEAM STATISTICS			
	MSU	AU	
First Downs	31	21	
Rushes-Yards	63-333	36-235	
Passing Yards	198	146	
Comp-Att-Int	21-34-1	16-23-1	
Total Plays-Yards	97-531	59-381	
Punts-Avg.	6-40.0	6-45.7	
Fumbles/Lost	2/0	1/0	
Penalties-Yards	10-75	7-85	
3rd Down Conv.	11-of-20	4-of-12	
Time of Possession	36:07	23:53	
INDIVIDUAL STATISTICS			
RUSHING: (MSU) - Ballard 21-135 (TD); Relf 27-106; Perkins 11-78 (TD); Bumphis 2-14; Marcus 1-1; TEAM 1-minus 1. (AU) - Dyer 18-150 (2 TD); McCalebb 11-68; Mason 3-14; Trotter 4-3.			
PASSING: (MSU) - Relf 20-33-1-195 (TD); Bumphis 1-1-0-3. (AU) - Barrett Trotter 16-23-1-146 (2 TD).			
RECEIVING: (MSU) - Ballard 5-64; Heavens 3-46 (TD); Carr 3-21; Bumphis 2-31; Sanders 2-19; Clark 1-6; Lewis 1-3; Hill 1-3; Relf 1-3; Perkins 1-2; Clausell 1-0. (AU) - Blake 7-108 (TD); McCalebb 4-24; Lutzenkirchen 3-18 (TD); Reed 1-0; Stallworth 1-minus 4.			

2011 Auburn Football Game Recaps

GAME 3	#21 AUBURN	24
	CLEMSON	38
	September 24, 2011 • ABC Memorial Stadium (82,000) • Clemson, S.C.	

Clemson's Tajh Boyd threw for four touchdowns and 386 yards to lead Clemson to a 38-24 victory over No. 21 Auburn at Memorial Stadium on Sept. 17 to end the nation's longest winning streak at 17 games. Michael Dyer led Auburn with 151 yards rushing and two touchdowns.

Auburn got off to a fast start with a pair of touchdowns and two Clemson three-and-outs. Dyer scampered a career-high 52 yards untouched for a touchdown on his first play to give Auburn a 7-0 lead at 4:24 into the game.

On fourth down on Auburn's next possession, Barrett Trotter fired a down-field strike to Emory Blake for a 36-yard touchdown to put Auburn ahead 14-0 with 7:54 left in the opening quarter. Auburn finished the first quarter with 182 yards total offense.

On the first play of the second quarter, Clemson cut the lead in half on a 4-yard Boyd to DeAndre Hopkins touchdown pass. Auburn answered with its longest scoring drive, play-wise, of the season with a 16-play, 90-yard touchdown drive in 5:57 that was capped on a 1-yard Dyer touchdown run for a 21-7 lead with 8:54 left in the half.

Clemson scored 14 straight points to close out the half, totaling 21 second-quarter points. The Atlantic Coast Conference Tigers drew to within 21-14 on a Boyd's 6-yard touchdown pass to tight end Dwayne Allen on third down with 5:06 remaining in the half. Clemson had three third down conversions on the drive.

After stopping Auburn, Clemson tied the game at 21 on Andre Ellington's 2-yard rushing touchdown with 1:11 remaining as both teams combined for 520 yards total offense in the first half. Auburn outgained Clemson 285-235.

On a third and six on the opening possession of the second half, Boyd completed a 65-yard touchdown pass to Sammy Watkins on a four-play drive to give Clemson its first lead of the game at 28-21, only 1:15 into the half.

With Clemson driving, Demetruce McNeal laid a hit on Clemson's Mike Bellamy to force a fumble that was recovered by Neiko Thorpe at the Auburn 18 with 8:01 left in the third for Auburn's first fumble recovery of the season.

On the first play after the turnover, Dyer had a 45-yard rush up the right side-line. Trotter then completed a 12-yard pass to Travante Stallworth on third down for a first down by a nose at the Clemson 26 to set up Cody Parkey's 38-yard field goal to draw Auburn within 28-24.

Clemson answered with a 19-yard Boyd to Watkins 24 touchdown pass to make it 35-24 with 16 seconds remaining in the third.

Clemson upped its lead to 38-24 on a 38-yard field goal by Chandler Catanzaro with 11:48 remaining. Auburn's drive on the next possession ended with an interception.

Clemson outgained Auburn 624-435 in total offense and ran 92 plays to Auburn's 63. Clemson was 14-of-18 in third down conversions to Auburn's 5-of-13, while possessing the ball for 36:15 to 23:45 for Auburn.

Barrett Trotter was 12-of-25 passing for 198 yards and one touchdown.

SCORING SUMMARY				
Auburn	14	7	3	0 — 24
Clemson	0	21	14	3 — 38

- AU - Dyer 52 yd run (Parkey kick), 10:36, 1st
- AU - Blake 36 yd pass from Trotter (Parkey kick), 7:54, 1st
- CU - Hopkins 4 yd pass from Boyd (Catanzaro kick), 14:56, 2nd
- AU - Dyer 1 yd run (Parkey kick), 8:54, 2nd
- CU - Allen 6 yd pass from Boyd (Catanzaro kick), 5:06, 2nd
- CU - Ellington 2 yd run (Catanzaro kick), 1:11, 2nd
- CU - Watkins 65 yd pass from Boyd (Catanzaro kick), 13:45, 3rd
- AU - Parkey 38 yd field goal, 5:00, 3rd
- CU - Watkins 19 yd pass from Boyd (Catanzaro kick), 0:16, 3rd
- CU - Catanzaro 38 yd field goal, 11:48, 4th

TEAM STATISTICS	AU	CU
First Downs	19	32
Rushes-Yards	38-237	50-238
Passing Yards	198	386
Comp-Att-Int	12-25-1	30-42-0
Total Plays-Yards	63-435	92-624
Punts-Avg.	6-41.3	3-46.0
Fumbles/Lost	0/0	1/1
Penalties-Yards	5-40	6-50
3rd Down Conv.	5-of-13	14-of-18
Time of Possession	23:45	36:15

- INDIVIDUAL STATISTICS**
- RUSHING:** (AU) - Dyer 16-151 (2TD); McCalebb 10-34; Mason 4-15; Trotter 4-14; Reed 2-12; Bray 1-8; Frazier 1-3. (CU) - Howard 9-86; Ellington 14-46 (TD); Watkins 7-44; Bellamy 11-36; Boyd 7-30; TEAM 2-minus 4.
- PASSING:** (AU) - Trotter 12-25-1-198 (TD). (CU) - Boyd 30-42-0-386 (4TD).
- RECEIVING:** (AU) - Stallworth 5-71; Reed 3-31; Benton 1-41; Blake 1-36 (TD); McCalebb 1-17; Carr 1-2. (CU) - Watkins 10-155 (2TD); Hopkins 7-83 (TD); Allen 7-80 (TD); Peake 2-41; Ja. Brown 2-22; Bellamy 1-4; Ellington 1-1.

GAME 4	FLORIDA ATLANTIC	14
	AUBURN	30
	September 24, 2011 • FSN Jordan-Hare Stadium (82,249) • Auburn, Ala.	

A 20-point third quarter propelled the Auburn Tigers to a 30-14 victory over Florida Atlantic on Saturday night before 82,249 fans at Jordan-Hare Stadium.

Quarterback Barrett Trotter finished 16-for-28 passing for 178 yards, tossing two touchdown passes along with one interception. Michael Dyer led the Auburn rushing attack with 68 yards on 14 carries, and Emory Blake had 78 yards on five receptions with a touchdown.

The Auburn defense, however, was responsible for a good amount of the Tiger offense. Auburn had three interceptions on the night with two leading to points. Neiko Thorpe and Jermaine Whitehead each had a pick in the third quarter, with Whitehead returning his 25 yards for a touchdown to give Auburn a 17-6 lead on FAU's third offensive play of the half. It was the first career interception and touchdown for Whitehead. Thorpe's interception later in the quarter was the fifth of his career and set up a 31-yard field goal by Cody Parkey to give Auburn a 27-6 lead with 6:51 on the clock in the third.

Between the two interceptions, Trotter found McCalebb on a screen pass that went for 51 yards and an Auburn touchdown, increasing the Tiger lead to 24-6 at the 8:07 mark of the third quarter. It was the second receiving touchdown of McCalebb's career and his longest reception as a Tiger, surpassing a 25-yard catch against Utah State earlier this season.

Parkey would tack on his third field goal of the night with a 37-yard kick to extend the Auburn lead to 30-6 on the final play of the third quarter.

FAU got on the board first, taking advantage of an Auburn turnover deep in Tiger territory. The Owls picked up one first down, then settled for a 39-yard field goal from Vinny Zaccario to take a 3-0 lead.

Auburn would answer on its next possession, putting together an 11-play, 60-yard drive that ended with a 10-yard touchdown pass from Trotter to Blake; Parkey would kick it to 7-3 midway through the first quarter.

The Tigers would again march into Owl territory on their next possession and increase their lead to 10-3 on a 41-yard Parkey field goal just before the end of the opening period.

SCORING SUMMARY				
Florida Atlantic	3	3	0	8 — 14
Auburn	10	0	20	0 — 41

- FAU - Zaccario 39 yd field goal, 11:36, 1st
- AU - Blake 10 yd pass from Trotter (Parkey kick), 7:30, 1st
- AU - Parkey 41 yd field goal, 1:50, 1st
- FAU - Zaccario 43 yd field goal, 10:10, 2nd
- AU - Whitehead 25 yd interception return (Parkey kick), 13:34, 3rd
- AU - McCalebb 51 yd pass from Trotter (Parkey kick), 8:07, 3rd
- AU - Parkey 31 yd field goal, 6:51, 3rd
- AU - Parkey 37 yd field goal, 0:02, 3rd
- FAU - Morris 12 yd pass from Wilbert (Dorvilus pass from Wilbert), 9:26, 4th

TEAM STATISTICS	FAU	AU
First Downs	20	16
Rushes-Yards	34-108	33-137
Passing Yards	199	178
Comp-Att-Int	21-32-3	16-29-1
Total Plays-Yards	66-307	62-315
Punts-Avg.	4-40.0	3-46.3
Fumbles/Lost	5/0	2/0
Penalties-Yards	6-51	4-25
3rd Down Conv.	6-of-14	7-of-15
Time of Possession	33:46	26:14

- INDIVIDUAL STATISTICS**
- RUSHING:** (FAU) - Morris 15-85; Stinson 11-42; Wilbert 3-minus 3; Floyd 3-minus 6; Kooi 2-minus 10. (AU) - Dyer 14-68; Frazier 3-30; Trotter 7-25; McCalebb 4-17; Mason 1-3; Bray 4-minus 6.
- PASSING:** (FAU) - Wilbert 20-31-3-191 (TD); David Kooi 1-1-0-8. (AU) - Trotter 16-28-1-178 (2TD); Frazier 0-1-0-0.
- RECEIVING:** (FAU) - Morris 4-43 (TD); Richardson 4-41; Dorvilus 3-17; Floyd 3-13; Cunningham 2-25; Williams 2-22; Moise 1-16; Stinson 1-14; Clark 1-8. (AU) - Blake 5-78 (TD); Reed 5-27; McCalebb 2-56 (TD); Fulse 2-12; Carr 1-5; Bray 1-0.

Another field goal from Zaccario early in the second quarter, this one from 43 yards, would cut the Tiger lead to 10-6 after a 13-play, 61-yard drive by the Owls. From there, both teams would cross midfield on multiple occasions, but no further scoring opportunities presented themselves before the half.

Florida Atlantic would score its first touchdown of the season midway through the fourth quarter, capping off an 11-play, 78-yard drive with a 12-yard pass to Alfred Morris; the Owls' two-point try was good to make it a 16-point game with just under 10 minutes to play.

2011 Auburn Football Game Recaps

GAME 5	AUBURN	16
	#10 SOUTH CAROLINA	13
	October 1, 2011 • CBS	
	Williams-Brice Stadium (81,767) • Columbia, S.C.	

It was an Auburn team effort of defense all day long and Tigers offense when it counted as Auburn upset No. 10 South Carolina 16-13 in Williams-Brice Stadium on Oct. 1. Auburn's Barrett Trotter threw a touchdown pass to Philip Lutzenkirchen with 1:38 left in the game to give Auburn the lead for good.

South Carolina took over on its own 20 and drove the ball down to the Auburn 42 with 12 seconds remaining. Marcus Lattimore rushed for three yards and a first down just after a 19-yard Stephen Garcia to Alshon Jeffery completion. After an incomplete pass with 8 seconds remaining, Garcia completed a pass to the Auburn 30 as time ran out.

Lattimore, who came in as the nation's third-leading rusher with 611 yards in four games (152.75 yards/game), was limited to 66 yards rushing on 17 carries. Auburn's defense caused four turnovers on the day, two interceptions and recovered fumbles each, and held South Carolina to a season-low 289 yards.

Auburn held South Carolina on three plays on the opening drive, and then let the offense take over. The Tigers drove 47 yards in 10 plays as Cody Parkey nailed a 21-yard field goal to give Auburn a 3-0 lead almost five minutes into the game.

On the Gamecocks' next possession, Lattimore fumbled and Auburn's Jonathon Mincy recovered it at the SC 36. On a second down end around trick play, Auburn freshman wide receiver C.J. Uzomah threw an interception intended for freshman Quan Bray at the South Carolina 11 that was returned 10 yards.

That led to an Alshon Jeffery 50-yard touchdown reception from Stephen Garcia to give South Carolina a 6-3 lead with 6:57 left in the first quarter. Corey Lemonier blocked the extra point.

On the first play of the second quarter, Kiehl Frazier scampered 22 yards to the 1 yard line to set up a Mike Dyer touchdown dive two plays later in the Wildcat formation as Auburn regained a 9-6 lead. Parkey's missed point after hit the right upright.

Auburn's Ryan White threw an interception on a 32-yard fake field goal attempt with just over a minute to go in the half as the Tigers' went into the locker room with a 9-6 lead.

Lattimore put South Carolina back on top, 13-9, with a 15-yard touchdown run with 5:58 left in the third quarter on a 2-play, 50-yard drive that was set up on a Garcia to Bruce Ellington 35-yard pass reception.

Neiko Thorpe intercepted a deep Garcia pass at the Auburn 31 and returned it to midfield with two minutes left in the third. On 3rd and 13, Trotter was intercepted by C.C. Whitlock at the Carolina 42. Whitlock returned it just past midfield before Lutzenkirchen laid a hit on Whitlock and recovered the fumble at the Auburn 48.

The change of possession gave the Tigers a big first down. The drive ended when Trotter threw an interception in the end zone for a touch-back that was nearly broken up Auburn's Jay Wisner.

Dyer finished with a school record-tying 41 carries for 141 yards and a touchdown. The 41 carries ties Cadillac Williams' record set at Georgia in 2001. Trotter went 12-of-23 for 112 yards and a touchdown while McCalebb finished with 9 rushes for 58 yards and 3 receptions for 33 yards. AU ran a season-high 92 plays for 358 total yards.

SCORING SUMMARY			
Auburn3	6	0 7 — 16
South Carolina6	0	7 0 — 13
AU - Parkey 21 yd field goal, 10:12, 1st			
SC - Jeffrey 50 yd pass from Garcia (Wooten kick blocked), 6:57, 1st			
AU - Dyer 1 yd run (Parkey kick failed), 14:22, 2nd			
SC - Lattimore 15 yd run (Wooten kick), 5:58, 3rd			
AU - Lutzenkirchen 9 yd pass from Trotter (Parkey kick), 1:38, 4th			
TEAM STATISTICS			
	AU		SC
First Downs	22		13
Rushes-Yards	67-246		29-129
Passing Yards	112		160
Comp-Att-Int	12-25-4		9-23-2
Total Plays-Yards	92-358		52-289
Punts-Avg.	7-37.9		7-41.6
Fumbles/Lost	0/0		3/2
Penalties-Yards	5-55		7-55
3rd Down Conv.	11-of-22		2-of-10
Time of Possession	35:47		24:13
INDIVIDUAL STATISTICS			
RUSHING: (AU) - Dyer 41-141 (TD); McCalebb 9-58; Frazier 9-48; Trotter 8-minus 1. (SC) - Lattimore 17-66 (TD); Garcia 10-62; Byrd 1-2; Ellington 1-minus 1.			
PASSING: (AU) - Trotter 12-23-2-112 (TD); White 0-1-1-0; Uzomah 0-1-1-0; Frazier 0-0-0-0. (SC) - Garcia 9-23-2-160 (TD).			
RECEIVING: (AU) - McCalebb 3-33; Blake 3-16; Wisner 1-20; Benton 1-15; Lutzenkirchen 1-9 (TD); Carr 1-7; Dyer 1-6; Bray 1-6. (SC) - Jeffery 5-86 (TD); Ellington 3-60; Wilds 1-14.			

GAME 6	#15 AUBURN	14
	#10 ARKANSAS	38
	October 7, 2011 • ESPN	
	Donald W. Reynolds Razorback Stadium (74,191) • Fayetteville, Ark.	

Tyler Wilson threw for 262 yards on 24-of-36 passing and two touchdowns to lead No. 10 Arkansas to a 38-14 victory over No. 15 Auburn at Razorback Stadium on Oct. 8, ending the Tigers' 11-game winning streak against SEC opponents. Arkansas scored 31 unanswered points after Auburn took a 14-7 lead with two seconds left in the first quarter.

Wide receiver Joe Adams scored on a 92-yard touchdown on Arkansas' first second-half play from scrimmage to give the Razorbacks a 28-14 lead with 7:43 left in the third. The Razorbacks took over at the Auburn 26 after Barrett Trotter's pass went through the hands of DeAngelo Benton. It led to Arkansas taking a 31-14 lead on Zach Hocker's 36-yard field goal with 12:10 remaining in the game. The Tigers defense held the Razorbacks for five straight three-and-outs after the 92 yard touchdown run.

Kiehl Frazier's second interception of the game was returned 29 yards to the Auburn 16 with 7:17 left. Wilson threw a third-down screen pass to running back Dennis Johnson, who scored on a 33-yard touchdown reception to give Arkansas a 38-14 lead with 5:50 remaining.

After an 11-yard punt on Auburn's first possession of the game, Arkansas took over on the Tigers' 37. Auburn's defense held as Hocker missed a 34-yard field goal attempt that hit the left upright just over three minutes in.

Frazier completed his first career pass on a 14-yard screen to Onterio McCalebb. A 13-yard Trotter to Quindarius Carr pass on 3rd and 12 to the Auburn 45 set up a career-long 55-yard touchdown run by Michael Dyer on the next play to give Auburn a 7-0 lead just over five minutes in.

Arkansas came back and tied it 7-7 with a 6-yard touchdown run by Broderick Green with 6:53 left in the first. On Arkansas' next drive, one that included a 40-yard Wilson to Jarius White first down completion to the Auburn 40, Auburn's Corey Lemonier came up huge. Lemonier sacked Wilson and forced a fumble that was recovered by Jeffrey Whitaker at the Arkansas 47.

That turnover led to a nine-play drive that was capped by Frazier scoring his first career touchdown on a 7-yard run to give Auburn a 14-7 lead with two seconds left in the first quarter. Auburn's two touchdowns were scored by Arkansas natives, Dyer and Frazier.

SCORING SUMMARY			
Auburn14	0	0 0 — 14
Arkansas7	14	7 10 — 38
AU - Dyer 55 yd run (Parkey kick), 9:56, 1st			
AR - Green 6 yd run (Hocker kick), 6:53, 1st			
AU - Frazier 7 yd run (Parkey kick), 0:02, 1st			
AR - Wilson 1 yd run (Hocker kick), 9:36, 2nd			
AR - Wright 5 yd pass from Wilson (Hocker kick), 4:23, 2nd			
AR - Adams 92 yd run (Hocker kick), 7:43, 3rd			
AR - Hocker 36 yd field goal, 12:10, 4th			
AR - Johnson 18 yd pass from Wilson (Hocker kick), 5:50, 4th			
TEAM STATISTICS			
	AU		AR
First Downs	18		17
Rushes-Yards	52-291		31-176
Passing Yards	104		262
Comp-Att-Int	9-25-3		24-36-0
Total Plays-Yards	77-395		67-438
Punts-Avg.	9-40.0		7-44.4
Fumbles/Lost	0/0		2/1
Penalties-Yards	11-105		4-26
3rd Down Conv.	6-of-17		5-of-16
Time of Possession	32:43		27:17
INDIVIDUAL STATISTICS			
RUSHING: (AU) - Dyer 21-112 (TD); McCalebb 13-91; Frazier 13-54 (TD); Mason 3-30; Trotter 2-4. (AR) - Adams 1-92 (TD); Green 16-47 (TD); Johnson 12-42; Wilson 2-minus 5 (TD).			
PASSING: (AU) - Trotter 6-19-1-81; Frazier 2-4-2-18; Uzomah 0-1-0-0; Moseley 1-1-0-5. (AR) - Wilson 24-36-0-262 (2TD).			
RECEIVING: (AU) - McCalebb 3-28; Lutzenkirchen 2-11; Stallworth 1-44; Carr 1-13; Benton 1-5; Bray 1-3. (AR) - Adams 6-49; Wright 5-76 (TD); Childs 4-44; Johnson 3-49 (TD); Gragg 3-17; Tate 2-5; Hamilton 1-22.			

Arkansas drove 80 yards to tie it at 14 on a 4th down and 1 quarterback sneak by Wilson with 9:36 remaining. With Auburn only gaining 44 yards in the second quarter, the Razorbacks took their first lead of the game at 21-14 on a six-yard Wilson to Wright touchdown pass in the back corner of the end zone with 4:23 to go to end the first half scoring.

Dyer rushed for 112 yards on 21 carries and a touchdown. McCalebb rushed for 91 yards on 13 carries while Trotter, Frazier and Clint Moseley combined to complete 9-of-24 passes for 104 yards, one touchdown and three interceptions.

Arkansas outgained Auburn 438 yards total offense to 395 while the Tigers ran 77 plays to the Razorbacks' 67. Auburn rushed for 291 yards.

2011 Auburn Football Game Recaps

GAME 7	FLORIDA	6
	#24 AUBURN	17
	October 15, 2011 • ESPN	
	Jordan-Hare Stadium (87,451) • Auburn, Ala.	

Auburn's defense held the Florida offense to just 194 total yards, including just 66 on the ground, as No. 24 Auburn won 17-6 on Oct. 15 at Jordan-Hare Stadium. The defense held Florida to a pair of first-half field goals and posted a shutout in the second half.

Auburn's offense churned out 155 yards on the ground, 73 from Michael Dyer and 43 from Onterio McCalebb, and 123 through the air as Clint Moseley entered after halftime and threw for 90 yards on 4-of-7 passing. Philip Lutzenkirchen had three catches for a team-high 48 yards.

Auburn took advantage of a muffed punt return by Florida's Chris Rainey following a 50-yard Steven Clark punt to score its first touchdown of the game. Daren Bates recovered the fumble at the Florida 32 and the offense needed just three plays to cover the 32 yards, capped by a Barrett Trotter 25-yard touchdown pass to DeAngelo Benton. Barrett finished the night 2-for-8 for 33 yards including his first career touchdown.

The touchdown pass was also the first of Benton's career. He finished the night with two catches for 33 yards.

Florida answered with a pair of second-quarter field goals to get to within a point, 7-6, at the half as the Auburn defense held Florida to 104 total yards in the first half.

A McCalebb 14-yard touchdown run down the sideline on the first play of the fourth quarter capped a seven-play, 66-yard scoring drive as Auburn went up 14-6. The touchdown run was McCalebb's first of the season, and his first since the 2010 Georgia game.

The Auburn defense stopped Florida on a key fourth down attempt with 9:30 left in the fourth quarter as Florida drove to the Auburn 16 yard line but couldn't convert on a pass to the left flat.

Holding a 14-6 lead and starting on its own three, Auburn went three-and-out but again Florida couldn't hold onto the punt as Robert Clark fumbled the return, allowing Ikeem Means to pick it up. Six plays later Cody Parkey converted on a 42-yard field goal to cement the win as Florida got the ball back with just 35 seconds left.

Corey Lemonier led Auburn with six tackles, including three for a loss of 20 yards. He also had four of the team's 14 quarterback hurries. Chris Davis and Demetruce McNeal had five tackles each while T'Sharvan Bell notched four tackles and an interception.

SCORING SUMMARY			
Florida	0	6	0 — 6
Auburn	7	0	0 — 17

AU - Benton 25 yd pass from Trotter (Parkey kick), 2:11, 1st
 UF - Sturgis 47 yd field goal, 10:28, 2nd
 UF - Sturgis 25 yd field goal, 2:33, 2nd
 AU - McCalebb 14 yd run (Parkey kick), 14:53, 4th
 AU - Parkey 42 yd field goal, 0:35, 4th

TEAM STATISTICS		
	UF	AU
First Downs	14	13
Rushes-Yards	30-66	43-155
Passing Yards	128	123
Comp-Att-Int	15-29-1	7-16-0
Total Plays-Yards	59-194	59-278
Punts-Avg.	7-46.1	9-39.2
Fumbles/Lost	5/2	0/0
Penalties-Yards	6-40	7-79
3rd Down Conv.	3-of-13	1-of-13
Time of Possession	30:33	29:27

INDIVIDUAL STATISTICS
RUSHING: (UF) - Rainey 16-33; Gillislee 3-16; Brissett 4-12; Joyer 1-8; Burton 2-5; Driskel 4-minus 8. **(AU)** - Dyer 23-73; McCalebb 10-43 (TD); Frazier 8-41; Moseley 1-4; Trotter 1-minus 6.
PASSING: (UF) - Driskel 9-18-0-75; Brissett 5-10-1-45; Burton 1-1-0-8. **(AU)** - Trotter 2-8-0-33 (TD); Moseley 4-7-0-90; Frazier 1-1-0-0.
RECEIVING: (UM) - Hammond 4-40; Burton 4-23; Thompson 3-16; Rainey 2-30; Debose 1-14; Reed 1-5. **(AU)** - Lutzenkirchen 3-48; Benton 2-33 (TD); Carr 1-42; McCalebb 1-0.

Bell's interception, coming on just the second play of the game, was his first of the season and the fifth of his career.

The interception was one of three turnovers forced by the Tigers, along with a pair of fumbles. Bates and Meas recovered the fumbles, both of which came on punts.

The defensive stand was the best for the Tigers in more than three years. The 194 yards allowed are the fewest since playing Tennessee on Sept. 27, 2008 while the six points allowed are the fewest since allowing two to Mississippi State on Sept. 13, 2008.

The win marked the third in a row for the Tigers over the Gators and is the first time for Auburn to win three straight over Florida since it did from 1987-89.

GAME 8	#19 AUBURN	10
	#1 LSU	45
	October 22, 2011 • CBS	
	Tiger Stadium (93,098) • Baton Rouge, La.	

Rueben Randle finished with 106 yards receiving and had two first half touchdown receptions of 46 and 42 yards while Kenny Hilliard rushed for two touchdowns to lead No. 1 LSU to a 45-10 victory over No. 19 Auburn in Tiger Stadium on Oct. 22.

With the help of two Auburn penalties, LSU took the opening kickoff and drove 76 yards in eight plays, taking a 7-0 lead on a Hilliard nine-yard touchdown run.

Cody Parkey drilled a 42-yard field goal to bring Auburn to within 7-3 with 1:26 left in the first quarter. LSU cornerback Ron Brooks made a phenomenal play breaking up a 21-yard Kiehl Frazier to Travante Stallworth pass in the end zone that would have tied the game.

A penalty cost Auburn again on LSU's second touchdown drive. Jordan Jefferson threw a 42-yard touchdown pass to Randle to give the Bayou Bengals a 14-3 lead with five minutes left in the half. It was Jefferson's only pass of the first half.

On the play before, Jefferson fumbled in the backfield and it would have set up a third and long, but Kenneth Carter was flagged for a facemask penalty on Jefferson after the fumble occurred. Instead, LSU had an automatic first down and capitalized on the deep strike.

Another penalty on third down, this time pass interference on Chris Davis on a pass that was nearly picked off by Demetruce McNeal breaking in front of the receiver, led to LSU's third score, a 46-yard touchdown pass from Jarrett Lee to Randle with 40 seconds before halftime.

LSU went into the locker room leading 21-3 as LSU outgained Auburn 213 yards to 113. Auburn also had six first half penalties for 46 yards.

LSU added to its lead on its first drive of the second half as Lee threw his second touchdown pass of the game, a 10-yarder to Russell Shepard for a 28-3 lead with 9:51 left in the third. Tre Mason fumbled the ensuing kickoff after a big hit by LSU's Eric Reid, and LSU took over at the Auburn 22. Hilliard cashed in on a 1-yard dive for a touchdown to put the Tigers ahead 35-3 at the 8:12 mark.

Brooks made his second big play of the game for LSU, intercepting a Clint

SCORING SUMMARY			
Auburn	3	0	0 — 10
LSU	7	14	21 — 45

LSU - Hilliard 9 yd run (Alleman kick), 11:13, 1st
 AR - Parkey 42 yd field goal, 1:26, 1st
 LSU - Randle 42 yd pass from Jefferson (Alleman kick), 5:00, 2nd
 LSU - Randle 46 yd pass from Lee (Alleman kick), 0:40, 2nd
 LSU - Shepherd 10 yd pass from Lee (Alleman kick), 9:51, 3rd
 LSU - Hilliard 1 yd run (Alleman kick), 8:12, 3rd
 LSU - Brooks 28 yd interception return (Alleman kick), 7:27, 3rd
 LSU - Alleman 36 yd field goal, 13:56, 4th
 AU - McCalebb 2 yd run (Parkey kick), 2:22

TEAM STATISTICS		
	AU	LSU
First Downs	18	23
Rushes-Yards	34-87	36-174
Passing Yards	161	219
Comp-Att-Int	14-24-1	16-23-0
Total Plays-Yards	58-248	59-393
Punts-Avg.	7-35.1	4-51.2
Fumbles/Lost	2/1	0/0
Penalties-Yards	7-51	5-60
3rd Down Conv.	4-of-12	3-of-8
Time of Possession	29:25	30:35

INDIVIDUAL STATISTICS
RUSHING: (AU) - Dyer 12-60; McCalebb 3-32 (TD); Frazier 9-31; Bray 1-8; Moseley 9-minus 44. **(LSU)** - Ford 12-82; Hilliard 10-65 (2TD); Blue 5-17; Magee 3-14; Jefferson 4-2; TEAM 1-minus 3; Shepard 1-minus 3.
PASSING: (AU) - Moseley 12-20-1-145; Frazier 2-4-0-16. **(LSU)** - Lee 14-20-0-165 (2TD); Jefferson 2-3-0-54 (TD).
RECEIVING: (AU) - McCalebb 3-38; Philip Lutzenkirchen 3-23; Benton 2-42; Reed 2-26; Bray 2-22; Stallworth 2-10. **(LSU)** - Randle 5-106 (2TD); Beckham 3-42; Shepard 3-10 (TD); Clement 2-40; Peterson 1-12; Wright 1-7; Blue 1-2.

Moseley pass on the second play after LSU's previous score and returning it 28 yards for a touchdown to give LSU a 42-3 lead. Drew Alleman closed out the scoring for LSU with a 36-yard field goal that made it 45-3 with 13:56 left in the game.

Onterio McCalebb scored on a 2-yard touchdown run to complete a 10-play, 86-yard drive as Auburn made it 45-10 LSU with 2:22 remaining.

Moseley, making his first career start, finished the game 12-of-20 for 145 yards and one interception. Michael Dyer rushed for 60 yards on 12 carries while DeAngelo Benton had two receptions for 42 yards and McCalebb three catches for 38 yards.

2011 Auburn Football Game Recaps

GAME 9	OLE MISS	23
	AUBURN	41
	October 29, 2011 • ESPN	
Jordan-Hare Stadium (85,347) • Auburn, Ala.		

Auburn's offense exploded for 24 second-half points and the defense stiffened to allow just a final-play touchdown as Auburn picked up a 41-23 win over Ole Miss on Oct. 29 at Jordan-Hare Stadium. Michael Dyer rushed for 177 yards, three shy of his career high, and Clint Moseley tossed four touchdown passes for Auburn.

Dyer and the rest of the Auburn backfield pounded the Ole Miss defense, rolling up 254 rushing yards on 50 carries, averaging better than five yards per carry. Onterio McCalebb picked up 61 of those yards on 15 carries.

Moseley, making his second career start and his first start in Jordan-Hare Stadium, finished with an 80 percent accuracy, hitting 12-of-15 passing for 160 yards. Emory Blake, who missed two of the last three games and hadn't had a catch since the win over South Carolina on Oct. 1, led the team with 71 yards receiving on five catches, scoring the first of three second-half Auburn touchdowns to give Auburn a 24-17 lead.

Philip Lutzenkirchen had a pair of touchdown catches, putting Auburn up 7-0 in the first quarter and then grabbing a one-handed, four-yard touchdown catch in the fourth quarter that put Auburn up 41-17.

Quindarius Carr was on the receiving end of Moseley's other touchdown pass, scoring on a 45-yard catch and run in the first quarter that put Auburn up 14-0.

Following the two game-opening Auburn touchdowns to Lutzenkirchen and Carr, Ole Miss got on the board with 1:09 left in the quarter on a one-yard Brandon Bolden run.

The teams traded field goals to start the second quarter, Byron rose hitting from 39 yards out for Ole Miss while Cody Parkey struck from 40 yards out for Auburn. Bolden again scored on a one-yard run with 6:04 left in the half to send them game into a 17-17 tie at the break.

Auburn then came out and dominated the second half, racking up 24 points on 218 yards of total offense. The Tiger defense also stepped up, holding the Rebels to just 163 yards of offense and six points. The lone Ole Miss score in the half came on a 10-yard pass from Randall Mackey to Nickolas Brassell as time expired.

Along with touchdowns from Blake, Dyer and Lutzenkirchen in the half, Auburn also got another field goal from Parkey, giving him two in the game.

SCORING SUMMARY		
Ole Miss	7	10 0 6 — 23
Auburn	14	3 14 10 — 41
AU - Lutzenkirchen 13 yd pass from Moseley (Parkey kick), 11:00, 1st AU - Carr 45 yd pass from Moseley (Parkey kick), 4:21, 1st UM - Bolden 1 yd run (Rose kick), 1:09, 1st UM - Rose 39 yd field goal, 14:45, 2nd AU - Parkey 40 yd field goal, 9:52, 2nd UM - Bolden 1 yd run (Rose kick), 6:04, 2nd AU - Blake 25 yd pass from Moseley (Parkey kick), 7:22, 3rd AU - Dyer 4 yd run (Parkey kick), 0:00, 3rd AU - Parkey 31 yd field goal, 11:47, 4th AU - Lutzenkirchen 4 yd pass from Moseley (Parkey kick), 4:49, 4th UM - Brassell 10 yd pass from Mackey, 0:00, 4th		
TEAM STATISTICS		
	UM	AU
First Downs	21	20
Rushes-Yards	44-220	50-254
Passing Yards	162	160
Comp-Att-Int	16-28-1	12-15-0
Total Plays-Yards	72-382	65-414
Punts-Avg.	5-38.0	3-35.7
Fumbles/Lost	2/2	3/2
Penalties-Yards	6-29	4-20
3rd Down Conv.	7-of-15	5-of-11
Time of Possession	28:58	31:02
INDIVIDUAL STATISTICS		
RUSHING: (UM) - Bolden 13-114 (2TD); Scott 14-78; Brassell 4-19; Mackey 13-9. (AU) - Dyer 27-177 (TD); McCalebb 15-61; Mason 2-18; Frazier 4-8; Bray 1-4; Moseley 1-minus 14.		
PASSING: (UM) - Mackey 15-27-1-157 (TD); Bolden 1-1-0-5. (AU) - Moseley 12-15-0-160 (4TD).		
RECEIVING: (UM) - Brassell 4-32 (TD); Moncrief 3-34; Scott 2-26; Logan 2-20; Moore 1-17; Allen 1-12; Mosley 1-8; Bolden 1-8; Mackey 1-5. (AU) - Blake 5-71 (TD); Lutzenkirchen 3-27 (2TD); Carr 1-45 (TD); Bray 1-11; McCalebb 1-5; Dyer 1-1.		

Eltoro Freeman led the Auburn defense with 11 tackles (nine solo) as Auburn surrendered just 48 yards rushing in the second half and 115 yards passing in the final two quarters, 59 of which came on the final drive of the game with Auburn comfortably ahead.

Corey Lemonier and Nosa Eguae each recovered a fumble in the game while T'Sharvan Bell picked up an interception, returning it for 41 yards.

In all, the Tigers registered 7.0 tackles for loss and 4.0 sacks in the game.

Mackey was 15-of-27 for 114 yards with a touchdown and an interception. Bolden led the Ole Miss rushing attack with 117 yards on 13 carries, scoring twice. Donte Moncrief and Brassell led the Rebels in receiving with 34 and 32 yards, respectively.

GAME 10	#24 AUBURN	7
	#14 GEORGIA	45
	November 12, 2011 • CBS	
Sanford Stadium (92,746) • Athens, Ga.		

Aaron Murray threw four touchdown passes, Isaiah Crowell rushed for 132 yards and a touchdown and Carlton Thomas had 127 rushing yards as No. 14 Georgia downed No. 24 Auburn, 45-7, Nov. 12., at Sanford Stadium in Athens, Ga.

Sophomore Michael Dyer eclipsed the 1,000-yard rushing mark on the season with a 17-yard gain on the first play of the second half to become just the fourth Tiger to record consecutive 1,000-yard rushing seasons. Dyer, who has 1,037 rushing yards this year, ran for an Auburn freshman-record 1,093 yards last season. The Little Rock, Ark., native joined James Brooks (1978-79), Stephen Davis (1994-95) and Carnell Williams (2003-04) in the exclusive club.

Georgia took a 7-0 lead on the opening drive of the game as Murray threw an 8-yard touchdown pass to Tavarres King on third down, the fourth such conversion on the 70-yard drive that included a pivotal 44-yard completion to Malcolm Mitchell to the Auburn 11 on a 3rd and 15.

Auburn came right back as Clint Moseley tossed an option reverse to freshman wide receiver C.J. Uzomah, who completed his first career pass, a four-yard touchdown to Philip Lutzenkirchen with 6:13 left in the opening quarter. The play was set up by Moseley's 45-yard play-action pass to Emory Blake down to the Bulldog 9. The Tigers drove 76 yards on eight plays in 2:47. It was all Georgia after that as the Bulldogs scored 38 straight points to end the game.

Georgia continued the first quarter shootout on Murray's second touchdown pass, a 27-yard beauty to a diving Michael Bennett on tight coverage by Neiko Thorpe to put the Bulldogs up 14-7 with 3:02 on the clock.

Eltoro Freeman, who had two fumble recoveries and one forced, recovered his first Bulldog fumble at the Auburn 45 less than two minutes into the second quarter. On the next play, Onterio McCalebb mishandled a toss on a reverse from Dyer and Georgia recovered at the Auburn 40. That led to Murray finding fullback Bruce Figgins out of the backfield for a 15-yard touchdown completion, giving Georgia a 21-7 lead with 10:36 left in the half.

On Auburn's next possession, Baccari Rambo picked off Moseley and returned it 24 yards for a touchdown as Georgia went ahead 28-7 after back-to-back turnovers led to 14 Bulldog points in 55 seconds.

Georgia increased its lead to 35-7 as Murray and Mitchell teamed up for the second time, this time on 25 yards for a touchdown. The score came on another third down conversion by Georgia, its seventh in seven tries to open the game.

SCORING SUMMARY				
Auburn	7	0	0	0 — 7
Georgia	14	21	3	7 — 45
UGA - King 8 yd pass from Murray (Walsh kick), 8:57, 1st AU - Lutzenkirchen 4 yd pass from Uzomah (Parkey kick), 6:13, 1st UGA - Bennett 27 yd pass from Murray (Bogotay kick), 3:02, 1st UGA - Figgins 15 yd pass from Murray (Walsh kick), 10:36, 2nd UGA - Rambo 24 yd interception return (Bogotay kick), 9:41, 2nd UGA - Mitchell 25 yd pass from Murray (Walsh kick), 5:00, 2nd UGA - Bogotay 26 yd field goal, 7:32, 3rd UGA - Crowell 9 yd run (Walsh kick), 5:59, 4th				
TEAM STATISTICS		AU	UGA	
First Downs		9	30	
Rushes-Yards		25-51	56-304	
Passing Yards		144	224	
Comp-Att-Int		12-23-1	14-18-0	
Total Plays-Yards		48-195	74-528	
Punts-Avg.		5-41.0	1-17.0	
Fumbles/Lost		2/2	4/2	
Penalties-Yards		3-14	8-60	
3rd Down Conv.		3-of-11	12-of-15	
Time of Possession		19:05	40:55	
INDIVIDUAL STATISTICS				
RUSHING: (AU) - Dyer 13-48; McCalebb 5-30; Frazier 1-1; Moseley 6-minus 28. (UGA) - Crowell 24-132 (TD); Thomas 15-127; Murray 9-21; Harton 4-15; Malcome 3-10; Team 1-minus 1.				
PASSING: (AU) - Moseley 11-22-1-140; Uzomah 1-1-0-4 (TD). (UGA) - Murray 14-18-0-224 (4TD).				
RECEIVING: (AU) - Blake 6-101; McCalebb 3-19; Lutzenkirchen 2-14 (TD); Bray 1-10. (UGA) - Bennett 5-50 (TD); Mitchell 3-85 (TD); King 2-43 (TD); Brown 1-25; Figgins 1-15 (TD); Charles 1-5; Crowell 1-1.				

The Bulldogs scored the only points of the third quarter as Brandon Bogotay kicked a 26-yard field goal for a 38-7 lead with 7:32 left in the period. Crowell closed out the scoring on a nine-yard touchdown run with 5:59 remaining for a 45-7 Georgia lead.

Emory Blake had six receptions for 101 yards for Auburn while Moseley completed 11-of-22 passes for 140 yards.

Corey Lemonier forced two fumbles in the first half, becoming the first Auburn player to accomplish the feat since Quentin Groves in 2006 while Freeman's two fumble recoveries were the first for a Tiger since Sen'Derrick Marks.

2011 Auburn Football Game Recaps

GAME 11	SAMFORD	16
	AUBURN	35
November 19, 2011 • Pay Per View		
Jordan-Hare Stadium (85,347) • Auburn, Ala.		

Auburn survived a scare from Samford, but reeled off 14 straight points in the fourth quarter to close out a 35-16 win on Nov. 19.

Clint Moseley, not usually known for his rushing capabilities, took a quarterback keeper 22 yards for the score with 11:28 remaining to give Auburn the breathing room it would need in the win. The Tigers added a 10-yard touchdown run from Onterio McCalebb with 2:17 to go for the final margin.

Moseley went 13-of-20 passing for 167 yards and a score, and Mike Dyer rushed 30 times for 157 yards and a score for the Tigers.

Dyer passed James Joseph --currently Samford's running backs coach --for 10th on Auburn's all-time career rushing list. He has 2,287 yards in 25 games at Auburn.

Dustin Taliaferro went 17-of-32 for 161 yards, with a touchdown and an interception for Samford. Kelsey Pope caught 13 passes for 90 yards and a score, while Jeremiah Gates posted his first career 100-yard game, rushing 28 times for 119 yards.

Samford coach Pat Sullivan was honored with a ceremony before kickoff to commemorate the 40th anniversary of the 1971 Heisman Trophy he won at Auburn, becoming the school's first Heisman winner.

Samford closed within 21-16 on a 37-yard field goal by Cameron Yaw with 13:22 left to play, set up by a reverse pass from Pope to Gates for 28 yards into Auburn territory. The Bulldogs had a fourth-and-1 from the Auburn 19-yard line, but opted to go for the Yaw field goal.

The Tigers scored the eventual winning touchdown on a 6-yard Dyer run with 3:25 to go in the third, capping off a 14-play, 70-yard drive in which Auburn handed off to Dyer on the last seven plays and he ran for 51 yards to put the Tigers up 21-13.

The Tigers put a renewed emphasis on the power run game in the second half --rushing 26 times for 160 yards after the break.

Samford had cut the lead to 14-13 with 7:22 left in the third quarter, driving 70 yards in 14 plays -- including 42 on the ground from Gates -- to set up a 28-yard field goal by Yaw, but the Bulldogs could never get the upper hand.

Auburn started off the scoring with a 32-yard strike from Moseley to Philip Lutzenkirchen down the seam, finishing off a nine-play, 55-yard drive and giving the Tigers a 7-0 lead with 7:07 to go in the first quarter.

The Bulldogs drove 80 yards on 10 plays from their --aided by a late hit penalty on third down that gave them a first-and-goal at the Tigers' 6 --and Taliaferro found Pope for an 8-yard score to tie the score at 7-7 with 14:27 left in the half.

Auburn answered right back with a 10-play, 60-yard drive -- ending on a 10-yard touchdown run by McCalebb -- to go up 14-7 with 10:03 in the half, but Samford closed within 14-10 with a 40-yard field goal by Yaw 2:32 before the break, a lead the Tigers took into halftime.

SCORING SUMMARY

Samford	0	10	3	3	16
Auburn	7	7	7	14	35

AU - Lutzenkirchen 32 yd pass from Moseley (Parkey kick), 7:07, 1st
 SU - Pope 8 yd pass from Taliaferro (Yaw kick), 14:27, 2nd
 AU - McCalebb 10 yd run (Parkey kick), 10:03, 2nd
 SU - Yaw 40 yd field goal, 2:32, 2nd
 SU - Yaw 28 yd field goal, 7:22, 3rd
 AU - Dyer 5 yd run (Parkey kick), 3:25, 3rd
 SU - Yaw 37 yd field goal, 13:22, 4th
 AU - Moseley 22 yd run (Parkey kick), 11:28, 4th
 AU - McCalebb 10 yd run (Parkey kick), 2:17, 4th

TEAM STATISTICS

	SU	AU
First Downs	19	23
Rushes-Yards	40-149	49-248
Passing Yards	189	167
Comp-Att-Int	18-35-2	13-20-0
Total Plays-Yards	75-338	69-415
Punts-Avg.	6-39.7	4-43.2
Fumbles/Lost	0/0	2/2
Penalties-Yards	2-10	5-37
3rd Down Conv.	2-of-14	5-of-10
Time of Possession	29:46	30:14

INDIVIDUAL STATISTICS

RUSHING: (SU) - Gates 28-119; Taliaferro 3-21; Pope 1-12; Thompson 1-8; Robinson 3-2; Tarrt 1-minus 1; Hawkins 3-minus 12.
(AU) - Dyer 30-157 (TD); McCalebb 8-48 (2TD); Frazier 4-28; Moseley 3-10 (TD); Mason 2-5; Bray 1-2; TEAM 1-minus 2.
PASSING: (SU) - Taliaferro 17-33-2-161; Pope 1-1-0-28; TEAM 0-1-0-0. **(AU)** - Moseley 13-20-0-167 (TD).
RECEIVING: (SU) - Pope 13-90; Gates 4-70; Cephus 1-12; Hawkins 0-17. **(AU)** - Reed 4-44; Lutzenkirchen 3-46 (TD); Carr 2-59; McCalebb 2-11; Bray 2-7.

GAME 12	AUBURN	14
	#2 ALABAMA	42
November 26, 2011 • CBS		
Jordan-Hare Stadium (87,451) • Auburn, Ala.		

Auburn got a pair of touchdowns from its defense and special teams but was held to a season-low offensive output as the Tigers fell short to No. 2 Alabama on Nov. 26, 42-14, in the 76th edition of the Iron Bowl at Jordan-Hare Stadium.

The Tigers were held to 140 yards of total offense while Alabama gained 397 yards, 213 of them on the ground. The Tide got 203 of those rushing yards on 27 carries from Trent Richardson, who led all rushers on the night. Auburn was led by Michael Dyer with 48 yards on 13 carries.

Clint Moseley was 11-for-18 through the air for 62 yards and one interception. Quan Bray was Auburn's leading receiver with five catches for 22 yards.

For Alabama, A.J. McCarron went 18-for-23 for 184 yards and three touchdowns. Brad Smelley was Alabama's top receiver with six catches for 86 yards and a touchdown.

Onterio McCalebb was a standout for the Tigers on special teams as he had three kickoff returns for 136 yards and a touchdown, his first career kickoff return for a score, on the opening kickoff of the season half.

The Crimson Tide got on the board first with a bit of trickery as McCarron, off a flea-flicker, found Kenny Bell for 41 yards to give Alabama a 7-0 lead midway through the opening quarter.

After a short punt on the next Tiger possession, Alabama took over at the Auburn 35 and capitalized on its first play as McCarron hit Smelley for 35 yards, putting the Tide ahead 14-0.

Auburn would get a huge play from its defense to get on the board with four seconds remaining in the first quarter. After a quick-kick from Moseley pinned Alabama at its own 10-yard-line, Corey Lemonier got pressure on McCarron, forcing a fumble that was recovered in the end zone by Kenneth Carter to pull the Tigers within a score at 14-7.

Alabama, however, would answer on its next possession. The Tide would put together a 12-play, 80-yard drive, capped off by a 5-yard touchdown run from Richardson to take a 21-7. The Tide would then tack on a 30-yard field goal from Jeremy Shelley late in the half, taking a 24-7 lead into halftime.

Auburn would waste no time getting the sellout crowd of 87,451 at Jordan-Hare Stadium back into the game. McCalebb returned the opening kickoff of the second half 83 yards for a touchdown to pull Auburn back within 10 points at 24-14.

Shelley added Alabama's second field goal midway through the third quarter to give the Tide a 27-14 lead that would stand until the end of the period. Then, on the third play of the fourth quarter, Alabama's Dee Milliner returned a Moseley interception 35 yards for a touchdown, and a two-point conversion made it 35-14.

The Tigers would drive deep into Alabama territory but would turn it over on downs inside the Crimson Tide 10-yard-line. From there, Alabama would go 90 yards in five plays and take a 42-14 lead on a 15-yard run by Jalston Fowler.

SCORING SUMMARY

Alabama	14	10	3	15	42
Auburn	7	0	7	0	14

UA - Bell 41 yd pass from McCarron (Shelley kick), 6:33, 1st
 UA - Smelley 35 yd pass from McCarron (Shelley kick), 4:25, 1st
 AU - Carter 0 yd fumble recovery (Parkey kick), 0:04, 1st
 UA - Richardson 5 yd pass from McCarron (Shelley kick), 9:11, 2nd
 UA - Shelley 30 yd field goal, 1:44, 2nd
 AU - McCalebb 83 yd kickoff return (Parkey kick), 14:49, 3rd
 UA - Shelley 28 yd field goal, 8:47, 3rd
 UA - Milliner 35 yd interception return (Williams pass from McCarron), 14:38, 4th
 UA - Fowler 15 yd run (Shelley kick), 6:40, 4th

TEAM STATISTICS

	UA	AU
First Downs	19	9
Rushes-Yards	35-213	35-78
Passing Yards	184	62
Comp-Att-Int	18-23-0	11-20-1
Total Plays-Yards	58-397	55-140
Punts-Avg.	3-40.3	6-41.7
Fumbles/Lost	1/1	2/1
Penalties-Yards	3-20	4-40
3rd Down Conv.	7-of-13	3-of-15
Time of Possession	31:38	28:22

INDIVIDUAL STATISTICS

RUSHING: (UA) - Richardson 27-203; Fowler 1-15 (TD); Lacy 4-6; Maze 1-1; TEAM 1-minus 2; McCarron 1-minus 10. **(AU)** - Dyer 13-48; Frazier 8-28; Mason 3-10; McCalebb 5-6; Reed 1-minus 3; Bray 1-minus 3; Moseley 4-minus 8.
PASSING: (UA) - McCarron 18-23-0-184 (3TD). **(AU)** - Moseley 11-18-1-62; Frazier 0-2-0-0.
RECEIVING: (UA) - Smelley 6-86 (TD); Maze 4-18; Bell 2-46 (TD); Gibson 2-13; Williams 2-12; Richardson 1-5 (TD); Lacy 1-4. **(AU)** - Bray 5-22; Lutzenkirchen 2-20; McCalebb 2-17; Reed 2-3.

2011 Auburn Football Game Recaps

GAME
13

VIRGINIA
#25 **AUBURN**

24
43

December 31, 2011 • ESPN

Georgia Dome (72,919) • Atlanta, Ga.

Offensive MVP Onterio McCalebb rushed for a season-high 109 yards and had 180 all-purpose yards, Emory Blake caught six passes for a career-high tying 108 yards and Barrett Trotter came off the bench to throw for 175 yards and one touchdown to lead Auburn to a 43-24 victory over Virginia in the Chick-fil-A Bowl in the Georgia Dome on Dec. 31.

Trotter completed 11-of-18 passes after he and Kiehl Frazier came in for injured starter Clint Moseley in the first quarter. Frazier had 16 carries for 55 yards and became the ninth Tiger to score two touchdowns in a bowl game. Tre Mason gained 64 yards on nine carries and had his first career rushing touchdown.

Auburn used a big second quarter as it scored 21 consecutive points to take control of the game, 28-14. After Virginia took a 14-7 lead, Auburn quickly answered as McCalebb ran it in from three yards out on third down to tie it 14-14 with 10:33 left in the half.

Then, Parkey successfully recovered his inside kick at the Auburn 41 as the Tigers went on to take the lead for good, 21-14, on Frazier's 1-yard third down rush with 8:44 left. Trotter completed a 50-yard pass to Blake to the Virginia 5. Auburn's 14 consecutive points came on 11 plays and 144 yards in 4:08.

On the ensuing possession, Chris Davis snuffed out a Virginia fake field goal after Eltoro Freeman broke up a Cavalier pass in the end zone the play before. Auburn scored a touchdown on its third-straight possession as Trotter completed a 29-yard touchdown pass to McCalebb with 59 seconds left in the half to give Auburn a 28-14 lead.

Virginia scored first, but walk-on Garrett Harper stepped up to help the Tigers even the score on the next possession. Harper blocked the first punt of his career as Auburn took over on the Virginia 15. The Tigers tied it 7-7 as Frazier scored on a 3-yard touchdown run up the middle with 4:02 left in the opening quarter. McCalebb set it up with a 12-yard run the play before.

Mason scored his first career rushing touchdown to open the third quarter with a 22-yarder to put Auburn up 35-17 almost four minutes in.

Virginia scored with 6:20 left in the third, cutting the lead to 35-24, but the Cavaliers would come no closer.

Steven Clark pinned Virginia at its own 6-yard line and the Tigers defense held the Cavs to three and out as Gabe Wright made his first career sack at the 1-yard line. Then, Angelo Blackson blocked UVA's punt out of the end zone for a safety and a 37-24 lead with 1:57 remaining in the third. It's the first time Auburn had blocked two punts in the same game since 2003 vs. Louisiana-Monroe.

Quan Bray took the ensuing kickoff and returned it 57 yards to the Virginia 15. Parkey nailed a 45-yard field goal after a personal foul and false start penalty to make it 40-24 with 47 seconds to go in the third.

Parkey drilled his second field goal of the game, a 37-yarder, to give Auburn a 43-24 lead with 8:09 remaining.

SCORING SUMMARY

Virginia	7	10	7	0	—	24
Auburn	7	21	12	3	—	43

VA - Burd 27 yd pass from Rocco (Randolph kick), 8:05, 1st
 AU - Frazier 3 yd run (Parkey kick), 4:02, 1st
 VA - Burd 6 yd pass from Rocco (Randolph kick), 12:59, 2nd
 AU - McCalebb 3 yd run (Parkey kick), 10:33, 2nd
 AU - Frazier 1 yd run (Parkey kick), 8:44, 2nd
 AU - McCalebb 25 yd pass from Trotter (Parkey kick), 0:59, 2nd
 VA - Randolph 24 yd field goal, 0:00, 2nd
 AU - Mason 22 yd run (Parkey kick), 11:09, 3rd
 VA - Parks 1 yd run (Randolph kick), 6:20, 3rd
 AU - TEAM Safety, 1:57, 3rd
 AU - Parkey 45 yd field goal, 0:47, 3rd
 AU - Parkey 37 yd field goal, 8:09, 4th

TEAM STATISTICS

	VA	AU
First Downs	25	22
Rushes-Yards	30-123	44-273
Passing Yards	312	181
Comp-Att-Int	26-41-1	12-23-0
Total Plays-Yards	71-435	67-454
Punts-Avg.	3-13.0	3-49.0
Fumbles/Lost	1/1	2/0
Penalties-Yards	3-25	6-65
3rd Down Conv.	8-of-13	4-of-11
Time of Possession	28:40	31:20

INDIVIDUAL STATISTICS

RUSHING: (VA) - Parks 11-48 (TD); Richardson 6-33; Jones 8-32; Jennings 1-5; Milien 1-5; Hodges 1-3; Rocco 2-minus 3. (AU) - McCalebb 10-109 (TD); Mason 9-64 (TD); Frazier 16-55 (2TD); Trotter 5-32; Bray 1-16; Moseley 1-minus 1; TEAM 2-minus 2.

PASSING: (VA) - Rocco 26-41-1-312 (2TD). (AU) - Trotter 11-18-0-175 (TD); Moseley 1-4-0-6; Bray 0-1-0-0.

RECEIVING: (VA) - Jones 7-90; Burd 6-103 (2TD); Jennings 4-35; Keys 2-24; Milien 2-23; Phillips 2-7; Terrell 1-29; Snyder 1-5; Parks 1-minus 4. (AU) - Blake 6-108; Bray 3-12; McCalebb 2-53 (TD); Wisner 1-8.

Player Bios



DAREN

#25

BATES

LB

5-11 • 205 • Jr. • 2L

Memphis, Tenn. (Olive Branch)

Psychology

PERSONAL — Born Nov. 27, 1990 ... Son of Michael and Weslynn Bates ... Major: Psychology.

BATES' CAREER DEFENSIVE STATS

YEAR	G/GS	TT	UT	AT	TFL-YDS	QBS-YDS	FF/FR	PD	I/YDS
2009	13/13	70	46	24	2.5-19	0.5-12	0/1	4	1/0
2010	12/9	48	31	17	1.0-1	0.0-0	2/0	0	1/0
2011	13/13	104	59	45	8.5-30	2.5-15	0/1	3	0/0
Totals	38/35	222	136	86	12.0-50	3.0-27	2/2	7	2/0

BATES' CAREER GAME HIGH STATS

	No.	Opponent	Date
Tackles	12	3x (last vs. Samford)	11/19/11
Tackles for Loss	1.5	4x (last vs. Virginia)	12/31/11
Sacks	1.0	South Carolina	10/1/11

BATES' GAME-BY-GAME DEFENSIVE STATS

DATE	OPPONENT	TT	UT	AT	PD	INT-YDS
9/5/09	* LOUISIANA TECH	3	1	2	1	1-0
9/12/09	* MISSISSIPPI STATE	3	0	3	0	0-0
9/19/09	* WEST VIRGINIA	4	4	0	0	0-0
9/26/09	* BALL STATE	7	5	2	1	0-0
10/3/09	* at Tennessee	7	6	1	0	0-0
10/10/09	* at Arkansas	6	5	1	0	0-0
10/17/09	* KENTUCKY	8	6	2	0	0-0
10/24/09	* at LSU	4	0	4	0	0-0
10/31/09	* OLE MISS	9	5	4	1	0-0
11/7/09	* FURMAN	2	2	0	0	0-0
11/14/09	* at Georgia	3	1	2	0	0-0
11/27/09	* ALABAMA	7	5	2	0	0-0
1/1/10	* Northwestern (Outback)	7	6	1	1	0-0

DATE	OPPONENT	TT	UT	AT	PD	INT-YDS
9/4/10	* ARKANSAS STATE	10	7	3	0	0-0
9/9/10	* at Mississippi State	3	3	0	0	0-0
9/18/10	* CLEMSON	5	3	2	0	0-0
9/25/10	* SOUTH CAROLINA	5	3	2	0	0-0
10/2/10	* LOUISIANA-MONROE	1	0	1	0	0-0
10/9/10	* at Kentucky	8	6	2	0	0-0
10/16/10	* ARKANSAS	3	2	1	0	0-0
10/23/10	* LSU	5	2	3	0	0-0
10/30/10	at Ole Miss					DID NOT PLAY
11/6/10	CHATTANOOGA					DID NOT PLAY
11/13/10	* GEORGIA	1	1	0	0	0-0
11/26/10	at Alabama	0	0	0	0	0-0
12/4/10	South Carolina (SECCG)	6	3	3	0	1-0
1/10/11	Oregon (BCSNCG)	1	1	0	0	0-0

DATE	OPPONENT	TT	UT	AT	PD	INT-YDS
9/3/11	* UTAH STATE	7	4	3	0	0-0
9/10/11	* MISSISSIPPI STATE	12	4	8	0	0-0
9/17/11	* at Clemson	10	6	4	0	0-0
9/24/11	* FLORIDA ATLANTIC	4	0	4	2	0-0
10/1/11	* at South Carolina	5	5	0	0	0-0
10/8/11	* at Arkansas	7	4	3	0	0-0
10/15/11	* FLORIDA	4	3	1	1	0-0
10/22/11	* at LSU	9	1	8	1	0-0
10/29/11	* OLE MISS	4	1	3	0	0-0
11/12/11	* at Georgia	12	8	4	0	0-0
11/19/11	* SAMFORD	12	8	4	1	0-0
11/26/11	* ALABAMA	10	6	4	0	0-0
12/31/11	* vs. Virginia (Chick-fil-A)	8	5	3	0	0-0

CAREER — Moved to linebacker as a sophomore after playing safety as a freshman in 2009 ... Six double-digit tackle games in his career.

2011 — Phil Steele Preseason All-SEC Fourth Team ... Started all 13 games and led the team with 104 tackles ... The 104 stops are tied for the most by an Auburn player in the last 10 years (Josh Byner, 2009) ... Finished fourth in the SEC in tackles per game (8.0) and was 84th nationally ... Had five double-digit tackle efforts, including three in the last four games of the season ... Third on team with 8.5 tackles for loss (-30), 2.5 quarterback sacks (-15), and nine quarterback hurries ... 8.5 TFLs most by an AU linebacker since Will Herring had 9.5 in 2006 ... Averaged 10.5 tackles over last four games of season ... Totaled seven tackles and one tackle for loss in the opener against Utah State ... Career-high and team-leading 12 tackles in win over Mississippi State ... 10 tackles at Clemson ... Four tackles and two QB hurries against FAU ... Totaled five tackles and his first sack of the season in win at South Carolina ... Seven tackles and two QB hurries at Arkansas ... Solid all-around game in win over Florida with four tackles and 0.5 TFL ... Also recovered a fumble, credited with a breakup and picked up two QB hurries against the Gators ... Totaled nine tackles in loss at LSU ... Four tackles and half a sack in win over Ole Miss ... Tied his career high with 12 stops in consecutive games at Georgia and versus Samford ... 10 tackles against Alabama ... Has totaled 34 tackles the last three games.

2010 — Appeared in 12 games with nine starts ... 8th on team with 48 tackles ... Made first collegiate start at linebacker in season opener vs. Arkansas State and led Tigers in tackles with a career-best of 10 ... Seven of the 10 tackles were solo ... Against Mississippi State, totaled three solo tackles ... Against Clemson, had one QB hurry to go with five total tackles, three solo ... Against South Carolina, forced first career fumble, which led to AU go-ahead TD in 4th Qtr., had a QB hurry, one TFL (minus 1 yard) and five total tackles ... In limited action vs. ULM, recorded one assisted tackle with one QB hurry ... Against Kentucky, finished second on team with eight tackles, including six solo stops ... Also forced a fumble in second quarter that led to AU field goal ... Totaled three tackles, two solo, vs. Arkansas ... Against LSU, registered five tackles with one QB hurry before leaving game with injury in the second quarter ... Did not play vs. Ole Miss due to injury, breaking streak of 21 consecutive starts since 2009 freshman season ... Did not play vs. UTC due to injury ... Against Georgia, had one solo tackle with a QB hurry ... Played vs. Alabama but did not have a tackle ... In SEC Championship Game vs. South Carolina, finished with third-most tackles with six and had an interception which halted a Gamecocks' scoring threat at the AU 24-yard line ... Against Oregon in BCS National Championship Game, tallied one solo tackle.

2009 — Ranked T-39th in SEC in tackles per game, 5.4 tpg ... Started all 13 games ... Totaled 70 tackles with 2.5 TFLs and one fumble recovery ... Started at safety in season opener vs. Louisiana Tech ... Recorded AU's only interception of the game, making a leaping grab at the AU 2-yard line to halt a Tech scoring threat ... Had three assisted tackles and two QB hurries in SEC opener vs. Mississippi State ... Totaled four solo tackles vs. West Virginia ... Led Tigers with seven tackles vs. Ball State ... Also registered half a sack (minus 12 yards) and 1.5 TFLs (minus 14 yards) vs. Ball State ... Tied career high with seven tackles against Tennessee ... Six of his seven stops vs. the Vols were solo ... Had six tackles, with five solo, against Arkansas ... Against Kentucky, set season-high with eight tackles with six solo stops ... Had a QB hurry to go with four assisted tackles vs. LSU ... Against Ole Miss, tied for team lead with nine tackles ... Also recovered a fumble and broke up one pass vs. Rebels ... In limited action vs. Furman, totaled two tackles, both solo ... Finished with three tackles vs. Georgia ... Finished with seven tackles, five solo, including a TFL (minus 5 yards) vs. Alabama ... In Outback Bowl vs. Northwestern, recorded seven tackles, including six solo stops, with one pass break-up.

HIGH SCHOOL — High School Coach: Scott Samsel ... Collected 90 tackles and four interceptions and had nearly 900 yards of total offense as a senior ... Named to the MHSAA All-Region 1 Class 5A team ... Selected for the Commercial Appeal Shelby Metro All-Suburban team ... Named the BankPlus Player of the Week by the DeSoto Times following a 49-22 victory over Horn Lake in which he had 107 total yards and three touchdowns, 10 tackles and an interception.

Player Bios



T'SHARVAN

#22

BELL

DB

6-0 • 182 • Jr. • 2L
Kissimmee, Fla. (Osceola)
Management

2011 — Started the first 10 games of the season prior to suffering a season-ending knee injury at Georgia ... Seventh on team with 45 tackles, including 35 solo stops ... Led team with seven pass break ups and second with two interceptions ... Also had two tackles for loss (-5) and one sack (-4) ... Recorded four tackles against Utah State ... Season-high eight tackles in consecutive weeks against Mississippi State and at Clemson ... 13 of the 16 tackles during the two games were solo tackles ... Posted five solo stops and two breakups against FAU ... Also forced a fumble ... Tallied one tackle for loss and a breakup against USC ... Two tackles and a breakup at Arkansas ... Intercepted the first Florida pass of the game for his first pick of the season ... Added four tackles in the win over the Gators ... Four tackles and two pass breakups at LSU ... Totaled four tackles with one sack and one interception vs. Ole Miss ... Sack vs. Rebels was second of his career and first since the 2010 Iron Bowl ... Five tackles at Georgia before suffering injury.

2010 — Appeared in 11 games with three starts and totaled 38 tackles with 3.5 TFLs and one INT ... T-3rd on team in PBU's (4) ... In season opener vs. Arkansas State, registered half a TFL (minus 1 yard) to go with two total tackles and one PBU ... Played but did not register a tackle in SEC opener at Mississippi State ... Against Clemson, totaled three tackles with two solo stops ... Against South Carolina, had first career fumble recovery to with two tackles ... Fumble recovery led to go-ahead TD in 4th quarter ... Against ULM, made first career start and posted five tackles ... Also had PBU vs. ULM ... Against Kentucky, recorded career-high of six tackles, all solo stops ... Against Arkansas, left game in first half with injury ... Missed three games due to injury ... Against Georgia, returned from injury and recorded three tackles, all solo stops ... Against Alabama, posted career bests with three tackles, one sack and two TFLs ... First career solo sack came late in fourth quarter on third down with Alabama at the AU 36-yard line to take Tide out of field goal range ... Also had a pair of PBU's with last coming on Crimson Tide's final drive of game ... Part of AU defense that held Alabama to 67 yards total offense in second half ... In SEC Championship Game vs. South Carolina, set career high and led team with nine tackles including six solo stops ... Also picked off a pass and returned it 10 yards for AU touchdown ... Was first INT return for score of career ... Against Oregon in BCS National Championship Game, started and totaled five tackles, all solo, with 1.0 TFL for minus 1 yard.

2009 — Appeared in 13 games ... Recorded one solo tackle in season opener versus Louisiana Tech ... Recorded first career INT versus Mississippi State ... Had one solo stop against West Virginia ... Notched first TFL (0.5) at Arkansas for minus 2 yards ... Also had season best two tackles vs. Razorbacks ... Matched season best with two tackles vs. Georgia ... In Outback Bowl against Northwestern, registered season-high with a pair of interceptions including one pass picked off in the end zone ... Did not have a tackle versus Northwestern.

2008 — Redshirted.

HIGH SCHOOL — High School Coach: Jeff Rolson ... Passed for 930 yards and 10 touchdowns as a senior ... Carried 47 times for 606 yards (12.9 average) and seven touchdowns ... Recorded 17 total touchdowns along with seven interceptions defensively, including two for touchdowns ... Class 5A first team all-state, all-Central Florida and all-Oceola County selection as a senior ... Orlando Touchdown Club Offensive Player of the Week (Nov. 12) ... As a junior, scored eight times on offense and had eight interceptions on defense ... Ranked No. 26 nationally among safeties by Scout.com ... Ranked No. 30 nationally among athletes by Rivals.com ... The No. 31-ranked defensive back nationally and the No. 23-ranked prospect from Florida in the SuperPrep Florida 111 ... Ranked as the No. 24 prospect in the state of Florida by the Orlando Sentinel.

PERSONAL — Born Sept. 22, 1989 ... Son of Bertia Williams and Earl Bell ... Major: Management.

BELL'S CAREER DEFENSIVE STATS

YEAR	G/GS	TT	UT	AT	TFL-YDS	QBS-YDS	FF/FR	PD	I/YDS
2009	13/0	9	7	2	0.5-2	0.0-0	0/0	3	3-3
2010	11/3	38	29	9	3.5-7	1.0-4	0/1	4	1-10
2011	10/10	45	35	10	2.0-5	1.0-4	1/0	7	2-41
Totals	34/13	92	71	21	6.0-14	2.0-8	1/1	14	6-54

BELL'S CAREER GAME HIGH STATS

	No.	Opponent	Date
Tackles	9	South Carolina (SECCG)	12/4/10
Interceptions	2	Northwestern	1/1/10
Sacks	1.0	2x (last vs. Ole Miss)	10/29/11


BELL'S GAME-BY-GAME DEFENSIVE STATS

DATE	OPPONENT	TT	UT	AT	PD	INT-YDS
9/5/09	LOUISIANA TECH	1	1	0	0	0-0
9/12/09	MISSISSIPPI STATE	1	1	0	1	1-0
9/19/09	WEST VIRGINIA	1	1	0	0	0-0
9/26/09	BALL STATE	1	1	0	0	0-0
10/3/09	at Tennessee	0	0	0	0	0-0
10/10/09	at Arkansas	2	1	1	0	0-0
10/17/09	KENTUCKY	0	0	0	0	0-0
10/24/09	at LSU	0	0	0	0	0-0
10/31/09	OLE MISS	0	0	0	0	0-0
11/7/09	FURMAN	0	0	0	0	0-0
11/14/09	at Georgia	2	2	0	0	0-0
11/27/09	ALABAMA	1	0	1	0	0-0
1/1/10	Northwestern (Outback)	0	0	0	2	2-0

DATE	OPPONENT	TT	UT	AT	PD	INT-YDS
9/4/10	ARKANSAS STATE	2	0	2	1	0-0
9/9/10	at Mississippi State	0	0	0	0	0-0
9/18/10	CLEMSON	3	2	1	0	0-0
9/25/10	SOUTH CAROLINA	2	0	2	0	0-0
10/2/10	* LOUISIANA-MONROE	5	4	1	1	0-0
10/9/10	* at Kentucky	6	6	0	0	0-0
10/16/10	ARKANSAS	0	0	0	0	0-0
10/23/10	LSU					DID NOT PLAY
10/30/10	at Ole Miss					DID NOT PLAY
11/6/10	CHATTANOOGA					DID NOT PLAY
11/13/10	GEORGIA	3	3	0	0	0-0
11/26/10	at Alabama	3	3	0	2	0-0
12/4/10	* South Carolina (SECCG)	9	6	3	0	1-10
1/10/11	* Oregon (BCSNCG)	5	5	0	0	0-0

DATE	OPPONENT	TT	UT	AT	PD	INT-YDS
9/3/11	* UTAH STATE	4	4	0	0	0-0
9/10/11	* MISSISSIPPI STATE	8	6	2	0	0-0
9/17/11	* at Clemson	8	7	1	1	0-0
9/24/11	* FLORIDA ATLANTIC	5	5	0	2	0-0
10/1/11	* at South Carolina	1	1	0	1	0-0
10/8/11	* at Arkansas	2	1	1	1	0-0
10/15/11	* FLORIDA	4	3	1	0	1-0
10/22/11	* at LSU	4	3	1	2	0-0
10/29/11	* OLE MISS	4	3	1	0	1-41
11/12/11	* at Georgia	5	4	1	0	0-0
11/19/11	SAMFORD					DID NOT PLAY
11/26/11	ALABAMA					DID NOT PLAY
12/31/11	Virginia (Chick-fil-A)					DID NOT PLAY

Player Bios



DEANGELO

#3

BENTON

WR

6-2 • 203 • Jr. • 2L

Bastrop, La. (Bastrop)

Public Administration

2011 — Appeared in 13 games with two starts ... Seven catches for 156 yards and one TD ... Seventh on team in receiving yards ... First grab of the year at Clemson was a career-long 41 yards ... Made a key reception for 15 yards on the game-winning drive in the fourth quarter at South Carolina ... One catch for 5 yards at Arkansas ... Scored his first career touchdown on a 25-yard jump ball from Barrett Trotter that gave Auburn a 7-0 lead over Florida ... Finished the game with two catches for 33 yards ... Also made his first career start in the win over the Gators ... Had two catches for 42 yards at LSU.

2010 — Appeared in nine games, primarily on special teams ... Saw playing time in season opener vs. Arkansas State, but did not record a catch ... Did not play in SEC opener at Mississippi State ... Played but did not have a reception vs. Clemson ... Saw limited snaps vs. South Carolina ... Against ULM, caught first pass of season with a 15-yard grab ... Against UK, saw playing time but left game due to injury ... Missed four games due to injury ... Returned from injury vs. Georgia and saw limited snaps ... Played vs. Alabama primarily on special teams ... Saw playing time vs. South Carolina in SEC Championship game on special teams ... Played on special teams vs. Oregon in BCS National Championship Game.

2009 — Appeared in 12 games ... Saw playing time, but did not record a catch in season opener vs. Louisiana Tech and SEC opener vs. Mississippi State ... Recorded first catch vs. Furman ... Totaled six grabs for 88 yards with a long catch of 26 yards vs. Furman ... Played, but did not have a catch vs. Alabama or Northwestern in Outback Bowl.

HIGH SCHOOL — High School Coach: Brad Bradshaw ... Honored as the 2006 Class 4A MVP after hauling in 40 catches for 947 yards and 15 touchdowns in leading Bastrop to its second straight state title ... Averaged 23.6 yards per catch his senior season ... Named a high school All-American by Parade Magazine and SuperPrep in 2006 ... Caught 41 passes for 869 yards and 11 touchdowns as a junior in 2005 ... Earned 4A all-state honors as a junior ... Named to the Rivals.com Rivals100, Scout.com Hot 100 and ESPN.com 150 ... Ranked as the nation's seventh-best wide receiver by Rivals.com and Scout.com, and the third-best prospect from Louisiana by Rivals.com ... Member of the Baton Rouge Advocate Super Dozen, New Orleans Times Picayune's Blue-Chip List and Atlanta Journal-Constitution Super Southern 100 following senior season.

PERSONAL — Born Nov. 17, 1987 ... Major: Public Administration.

BENTON'S CAREER RECEIVING STATS

YEAR	G/GS	NO	YDS	AVG	TD	LP/OPPONENT
2009	12/0	6	88	14.7	0	26/Furman
2010	9/0	1	15	15.0	0	15/ULM
2011	13/2	7	136	19.4	1	41/Clemson
Totals	34/2	14	239	17.1	1	41/Clemson

BENTON'S GAME-BY-GAME RECEIVING STATS

DATE	OPPONENT	REC	YDS	AVG	TD	TD REC
9/5/09	LOUISIANA TECH	0	0	0.0	0	--
9/12/09	MISSISSIPPI STATE	0	0	0.0	0	--
9/19/09	WEST VIRGINIA	0	0	0.0	0	--
9/26/09	BALL STATE	0	0	0.0	0	--
10/3/09	at Tennessee					DID NOT PLAY
10/10/09	at Arkansas	0	0	0.0	0	--
10/17/09	KENTUCKY	0	0	0.0	0	--
10/24/09	at LSU	0	0	0.0	0	--
10/31/09	OLE MISS	0	0	0.0	0	--
11/7/09	FURMAN	6	88	14.7	0	--
11/14/09	at Georgia	0	0	0.0	0	--
11/27/09	ALABAMA	0	0	0.0	0	--
1/1/10	Northwestern (Outback)	0	0	0.0	0	--

DATE	OPPONENT	REC	YDS	AVG	TD	TD REC
9/4/10	ARKANSAS STATE	0	0	0.0	0	--
9/9/10	at Mississippi State					DID NOT PLAY

9/18/10	CLEMSON	0	0	0.0	0	--
9/25/10	SOUTH CAROLINA	0	0	0.0	0	--
10/2/10	LOUISIANA-MONROE	1	15	15.0	0	--
10/9/10	at Kentucky	0	0	0.0	0	--
10/16/10	ARKANSAS					DID NOT PLAY
10/23/10	LSU					DID NOT PLAY
10/30/10	at Ole Miss					DID NOT PLAY
11/6/10	CHATTANOOGA					DID NOT PLAY
11/13/10	GEORGIA	0	0	0.0	0	--
11/26/10	at Alabama	0	0	0.0	0	--
12/4/10	South Carolina (SECCG)	0	0	0.0	0	--
1/10/11	Oregon (BCSNCG)	0	0	0.0	0	--

DATE	OPPONENT	REC	YDS	AVG	TD	TD REC
9/3/11	UTAH STATE	0	0	0.0	0	--
9/10/11	MISSISSIPPI STATE	0	0	0.0	0	--
9/17/11	at Clemson	1	41	41.0	0	--
9/24/11	FLORIDA ATLANTIC	0	0	0.0	0	--
10/1/11	at South Carolina	1	15	15.0	0	--
10/8/11	at Arkansas	1	5	5.0	0	--
10/15/11	* FLORIDA	2	33	16.5	1	25
10/22/11	* at LSU	2	42	21.0	0	--
10/29/11	OLE MISS	0	0	0.0	0	--
11/12/11	at Georgia	0	0	0.0	0	--
11/19/11	SAMFORD	0	0	0.0	0	--
11/26/11	ALABAMA	0	0	0.0	0	--
12/31/11	Virginia (Chick-fil-A)	0	0	0.0	0	--



ANGELO

#98

BLACKSON

DL

6-4 • 325 • Fr. • HS

Bear, Delaware (Red Lion Christian)

Undecided

2011 — Recorded six tackles, including 1.5 for loss (-3) while playing in all 13 games ... Posted three tackles in the opener with Utah State ... Also tallied half a tackle for loss ... Saw playing time, but did not record a tackle against Mississippi State ... Posted a tackle for loss of three yards against Clemson ... One tackle at LSU and against Samford.

HIGH SCHOOL — Listed as the nation's No. 14 defensive tackle by ESPN.com/Scouts Inc. ... Rated as the No. 24 defensive tackle in the nation, the No. 2 recruit in Delaware and the No. 239 player overall nationally by 247Sports ... Ranked No. 29 nationally among defensive tackles by Scout.com ... Named the nation's No. 31 defensive tackle and the No. 2 player from the state of Delaware by Rivals.com ... Named to the All-East Region team by PrepStar ... Selected to play in the National Underclassmen Combine All-World Gridiron Classic following his senior season ... During his senior season, had 40 tackles including three sacks, three forced fumbles, two pass deflections and a fumble recovery in just seven games ... As a junior, collected 56 tackles, including 11 tackles for loss and seven sacks ... Also punted 40 times for a 36.1-yard average with a long of 52 yards ... Also played on the Red Lion basketball team.

PERSONAL — Born Nov. 14, 1992 ... Sister Dalila Newman is guardian ... Major: Undecided.

BLACKSON'S CAREER DEFENSIVE STATS

YEAR	G/GS	TT	UT	AT	TFL-YDS	QBS-YDS	FF/FR	PD	I/YDS
2011	13/0	6	2	4	1.5-3	0.0-0	0/0	0	0-0

BLACKSON'S CAREER GAME HIGH STATS


	No.	Opponent	Date
Tackles	3	Utah State	9/3/11
TFL	1.0	at Clemson	9/17/11

BLACKSON'S GAME-BY-GAME DEFENSIVE STATS

DATE	OPPONENT	TT	UT	AT	TFL-YDS	QBS-YDS
9/3/11	UTAH STATE	1	2	3	0.5-0	0.0-0
9/10/11	MISSISSIPPI STATE	0	0	0	0.0-0	0.0-0
9/17/11	at Clemson	1	1	0	1.0-3	0.0-0

Player Bios

9/24/11	FLORIDA ATLANTIC	0	0	0	0.0-0	0.0-0
10/1/11	at South Carolina	0	0	0	0.0-0	0.0-0
10/8/11	at Arkansas	0	0	0	0.0-0	0.0-0
10/15/11	FLORIDA	0	0	0	0.0-0	0.0-0
10/22/11	at LSU	1	0	1	0.0-0	0.0-0
10/29/11	OLE MISS	0	0	0	0.0-0	0.0-0
11/12/11	at Georgia	0	0	0	0.0-0	0.0-0
11/19/11	SAMFORD	1	0	1	0.0-0	0.0-0
11/26/11	ALABAMA	0	0	0	0.0-0	0.0-0
12/31/11	Virginia (Chick-fil-A)	0	0	0	0.0-0	0.0-0



EMORY

#80

BLAKE

WR

6-2 • 197 • Jr. • 2L

Austin, Texas (Stephen F. Austin)

Liberal Arts

CAREER — Set AU record for longest play from scrimmage along with QB Cam Newton on a 94-yard catch and run for a TD vs. ULM (10/2/10) ... Four 100-yard receiving games in his career, which is tied for fifth all-time at Auburn ... Broke the 1,000-yard career receiving barrier with 74 yards against Ole Miss Oct. 29, 2011 ... 24th player in school history to accomplish the feat ... Touchdown reception in seven consecutive games from 2010-11 is the second longest streak in school history (8, Terry Beasley, 1971) ... 17th in Auburn history with 1,233 yards receiving and ninth with 13 receiving touchdowns.

2011 — SEC Coaches Pre-Season Second Team ... Biletnikoff Award Watch List ... Phil Steele Midseason All-SEC Third Team ... Appeared in 11 games with eight starts ... Led team with 36 catches for 613 yards and was second on team with five TD receptions ... Finished seventh in the SEC in receiving yards per game (55.7) and 10th in receptions per game (3.3) ... Had three 100-yard receiving games (Miss State, Georgia, Virginia) ... TD catch in first four games of season gave him streak of seven consecutive games, dating back to 2010, which was the second longest streak in school history (Terry Beasley, 1971) ... Led Auburn with 95 receiving yards on three receptions with one touchdown in the opener against Utah State, including a long reception of 56 yards ... Set career highs with seven receptions and 108 receiving yards against Mississippi State ... Scored on a 46-yard pass from Barrett Trotter ... Hauled in a 36-yard touchdown on fourth down for his lone catch against Clemson ... Grabbed five balls for 78 yards and a score against FAU ... Three receptions for 16 yards at South Carolina ... Did not play at Arkansas and at LSU after suffering an injury against South Carolina ... Saw limited duty against Florida ... Grabbed six balls for 101 yards in loss at Georgia ... 11 catches for 172 yards and one TD against Ole Miss and Georgia after seeing two snaps in previous three games (Arkansas, Florida, LSU) due to injury ... Had a six catches while tying a career-high with 108 receiving yards in the bowl game against Virginia.

2010 — Played in 14 games with six starts ... Led team in TD receptions (8) ... Shared longest pass play in SEC with QB Cam Newton (94 yds vs. ULM) ... Third on team in receptions (33) and yards (554) ... In SEC opener vs. Mississippi State, took pass from Newton 39-yards for first-career TD which gave AU a 7-0 first-quarter lead ... Finished game vs. MSU with two receptions with a game-high 39 yards ... Started vs. Clemson but did not have a reception ... Against South Carolina, had season-high three catches for 33 yards including a 12-yard TD catch-and-run in 4th quarter ... Against ULM, started and posted career-high 101 yards receiving on two catches including an AU record 94-yard TD catch and run ... Started and made two catches for 28 yards and one TD vs. Arkansas ... TD came on 15-yard pass from Cam Newton that gave AU 44-43 lead in fourth quarter ... Against Ole Miss, set career high with six catches ... Totaled 88 yards receiving with a long grab of 28 yards ... Against UTC, hauled in three passes for 45 yards including a 20-yard TD reception ... Against Georgia, led Tigers with 64 receiving yards and tied for team-high with three catches ... Had long catch of 26 yards ... Against Alabama, had team-high three catches totaling 39 yards with a 36-yard TD grab ... The scoring catch was AU's first of game and came with 5:08 left in the second quarter ... In SEC Championship Game vs. South Carolina, caught five passes for 63 yards with one touchdown ... TD catch came on 7-yard pass from Cam Newton that gave AU 49-14 lead in fourth quarter ... Against Oregon in

BCS National Championship Game, tied for team high with 54 receiving yards on four catches including a 30-yard TD catch that gave AU 16-11 lead in second quarter ... In last six games, averaged four receptions and 58.8 yards per game with four TDs ... With a TD catch in last three games of season is first AU player to accomplish the feat since Ben Obomanu in 2004

2009 — Appeared in 11 games with one start ... Had a catch in four consecutive games to end the season ... Saw playing time, but did not have a reception in season opener vs. Louisiana Tech ... Notched first career reception vs. LSU, a 16-yard grab ... Hauled in five passes for 32 yards vs. Furman ... Had one reception for 8 yards vs. Georgia ... Grabbed one pass for 7 yards vs. Alabama ... Had a 3-yard catch vs. Northwestern in Outback Bowl.

HIGH SCHOOL — High School Coach: Rodney Vincent ... As a senior, caught 64 passes for 936 yards and nine touchdowns, while rushing for 643 yards and four scores on 74 carries ... Named the 2008 District 25-5A Offensive MVP ... Had 22 grabs for 412 yards and five scores in just six games as a junior, while also carrying 38 times for 289 yards and two TDs ... Caught 28 passes for 525 yards and four touchdowns as a sophomore ... Ranked 42nd nationally among wide receivers ends and 39th on the Texas Postseason Top 100 by Rivals.com ... Listed as the nation's No. 72 wide receiver by ESPN.com/Scouts, Inc. ... Named to the Orlando Sentinel's 2008 All-Southern football team ... Selected to the All-Midlands Region team by PrepStar.

PERSONAL — Born July 18, 1991 ... Son of Jeff and Lewanna Blake ... Father was an NFL quarterback for 14 years ... Major: Liberal Arts.

BLAKE'S CAREER RECEIVING STATS

YEAR	G/GS	NO	YDS	AVG	TD	LP/OPPONENT
2009	11/1	9	66	7.3	0	16/LSU
2010	14/6	33	554	16.8	8	94/ULM
2011	11/8	36	613	17.0	5	56/USU
Totals	36/15	78	1233	15.8	13	94/ULM

BLAKE'S CAREER GAME HIGH STATS

	No.	Opponent	Date
Receptions	7	Mississippi State	9/10/11
Receiving Yards	108	Virginia (Chick-fil-A)	12/31/11
	108	Mississippi State	9/10/11
TDs	1	13x (last vs. Ole Miss)	10/29/11

BLAKE'S GAME-BY-GAME RECEIVING STATS


DATE	OPPONENT	REC	YDS	AVG	TD	TD REC
9/5/09	LOUISIANA TECH	0	0	0.0	0	--
9/12/09	MISSISSIPPI STATE			DID NOT PLAY		
9/19/09	WEST VIRGINIA			DID NOT PLAY		
9/26/09	BALL STATE	0	0	0.0	0	--
10/3/09	at Tennessee	0	0	0.0	0	--
10/10/09	at Arkansas	0	0	0.0	0	--
10/17/09	KENTUCKY	0	0	0.0	0	--
10/24/09	at LSU	1	16	16.0	0	--
10/31/09	OLE MISS	0	0	0.0	0	--
11/7/09	FURMAN	5	32	7.8	0	--
11/14/09	at Georgia	1	8	8.0	0	--
11/27/09	ALABAMA	1	7	7.0	0	--
1/1/10	Northwestern (Outback)	1	3	3.0	0	--

DATE	OPPONENT	REC	YDS	AVG	TD	TD REC
9/4/10	ARKANSAS STATE	0	0	0.0	0	--
9/9/10	* at Mississippi State	2	39	19.5	1	39
9/18/10	* CLEMSON	0	0	0.0	0	--
9/25/10	SOUTH CAROLINA	3	33	11.0	1	12
10/2/10	LOUISIANA-MONROE	2	101	50.5	1	94
10/9/10	at Kentucky	0	0	0.0	0	--
10/16/10	* ARKANSAS	2	28	19.0	1	15
10/23/10	LSU	0	0	0.0	0	--
10/30/10	* at Ole Miss	6	88	14.7	0	--
11/6/10	* CHATTANOOGA	3	45	15.0	1	20
11/13/10	GEORGIA	3	64	21.3	0	--
11/26/10	at Alabama	3	39	13.0	1	36
12/4/10	South Carolina (SECCG)	5	63	12.6	1	7
1/10/11	Oregon (BCSNCG)	4	54	13.5	1	30

DATE	OPPONENT	REC	YDS	AVG	TD	TD REC
9/3/11	UTAH STATE	3	95	31.7	1	56
9/10/11	* MISSISSIPPI STATE	7	108	15.4	1	46
9/17/11	* at Clemson	1	36	36.0	1	36

Player Bios

9/24/11	* Florida Atlantic	5	78	15.6	1	10
10/1/11	at South Carolina	3	16	5.3	0	--
10/8/11	at Arkansas			DID NOT PLAY		
10/15/11	FLORIDA	0	0	0.0	0	--
10/22/11	at LSU			DID NOT PLAY		
10/29/11	* OLE MISS	5	71	14.2	1	25
11/12/11	* at Georgia	6	101	16.8	0	--
11/19/11	* SAMFORD	0	0	0.0	0	--
11/26/11	* ALABAMA	0	0	0.0	0	--
12/31/11	* Virginia (Chick-fil-A)	6	108	18.0	0	--



QUAN

#4

BRAY

WR

5-10 • 185 • Fr. • HS
LaGrange, Ga. (Troup County)
Undecided

2011 — Appeared in 13 games with two starts ... Had 71 receptions for 93 yards ... Fifth on team in receptions ... Led team in punt returns averaging 7.4 yards per return (13 returns for 96 yards) and was third in kickoff returns ... Returned 10 kickoffs for 242 yards ... Fifth on team in all-purpose yards with 460 (35.4 yards per game) ... Ninth in the SEC in yards per punt return (7.4) and third in the league (5.9) in conference games only ... Returned a pair of kicks for 55 yards against Utah State, including a long return of 33 yards ... Saw time on the kick-off return team against Mississippi State ... Saw action on kick-off return team against Clemson ... Also rushed one time for 8 yards ... Rushed four times with a net of -6 yards and grabbed one pass for no gain against Florida Atlantic ... Made his punt return debut against South Carolina, totaling 26 yards on three returns ... Also had one reception for 6 yards against the Gamecocks ... Returned three punts for 12 yards and grabbed one catch for 3 yards at Arkansas ... Made his first career start at Florida, returning one punt for 10 yards ... Had two receptions for 22 yard and rushed one time for 8 yards at LSU ... One reception for 11 yards and one rush for 4 yards against Ole Miss ... One reception for 10 yards and one kick-off return for 14 yards at Georgia ... Totaled 65 all-purpose yards against Samford ... 24-yard punt return in the second quarter against Samford was the longest of career and the longest by an Auburn player since 2008 when Robert Dunn had a 66-yard return for touchdown against Louisiana-Monroe ... Career-high five receptions against Alabama for 22 yards receiving ... Also totaled 39 yards on two kickoff returns ... Career-best 102 all-purpose yards in Chick-fil-A Bowl against Virginia ... One rush for 16 yards, three receptions for 12 yards and two kickoff returns for 74 yards ... Career long 62-yard KOR against the Cavaliers.

HIGH SCHOOL — Listed as the nation's No. 5 athlete by ESPN.com/Scouts Inc. and the No. 40 player overall on the ESPNU 150 ... Named the nation's No. 5 all-purpose back, the No. 8 player from the state of Georgia and the No. 109 player nationally by Rivals.com ... Rated as the No. 6 athlete in the nation, the No. 8 recruit in Georgia and the No. 76 player overall nationally by 247Sports ... Ranked No. 18 nationally among running backs by Scout.com ... Named to the PrepStar Dream Team as the No. 106-ranked player in the nation ... Named a SuperPrep All-American, and the nation's No. 16 running back and the No. 10 recruit from Georgia by SuperPrep ... Selected to play in the 2011 Under Armour All-America game following his senior season ... Ranked No. 18 on the Atlanta Journal Constitution's Fab 50 ... Ranked No. 45 in the Mobile Press-Register's Super Southeast 120 ... Rushed for 1,300 yards and added another 300 receiving as a senior ... Accounted for 2,128 yards and 28 TDs of offense as a junior.

PERSONAL — Born April 28, 1993 ... Son of Jeff Jones and Tonya Bray ... Cousin of former Auburn defensive back Jason Bray (1995-98) ... Major: Undecided.

BRAY'S CAREER RECEIVING STATS

YEAR	G/GS	NO	YDS	AVG	TD	LP/OPPONENT
2011	13/2	17	93	5.5	0	14/LSU

BRAY'S CAREER KICK RETURN STATS

YEAR	G/GS	NO	YDS	AVG	TD	LP/OPPONENT
2011	13/2	10	242	24.2	0	62/Virginia (Chick-fil-A)

BRAY'S CAREER PUNT RETURN STATS

YEAR	G/GS	NO	YDS	AVG	TD	LP/OPPONENT
2011	13/2	13	96	7.4	0	24/Samford

BRAY'S CAREER RUSHING STATS

YEAR	G/GS	NO	YDS	AVG	TD	LP/OPPONENT
2011	13/2	10	29	2.9	0	16/Virginia (Chick-fil-A)



MIKE

#22

BLAKELY


RB

5-9 • 206 • Fr. • TR
Bradenton, Fla. (Manatee)
Undecided

2011 — Redshirted after transferring from Florida in May ... Signed with Florida during February signing period.

HIGH SCHOOL — High school coach: Joe Kinnan ... A four-star prospect rated the No. 6 running back in the nation and the No. 10 overall prospect in the state of Florida and No. 40 in the country according to Rivals.com... Also rated No. 74 in the ESPNU 150 class... Finished his junior season with 1,400 yards rushing and 227 yards on kick and punt returns with a total of 23 touchdowns... Added another 1,000-yard season as a senior, with 19 touchdowns on the ground... Was a first-team all-state running back in 2009... Participated in the U.S. Army All-American Bowl in 2011.

PERSONAL — Born February 28, 1992 ... Son of Karen and Tom Peacock ... Major: Undecided.



JOEL

#91

BONOMOLO

DE

6-2 • 240 • Jr. • RS
Metairie, La. (Fullerton CC/Archbishop Rummel HS)
Philosophy

2011 — SEC Academic Honor Roll ... Played in eight games, recording one tackle while playing primarily on special teams ... Saw first action of the season against Florida Atlantic, recording one tackle on special teams ... Saw snaps on special teams against South Carolina, Arkansas and Florida and in the last four games of the season.

2010 — SEC Academic Honor Roll ... Did not play due to injury.

JUNIOR COLLEGE — Junior College Coach: Tim Byrnes ... Ranked No. 29 on the 2010 Rivals.com Junior College Top 50 ... Listed at No. 40 in the SuperPrep Juco 100 ... As a freshman in 2008, had 41 tackles (24 solo), 17 tackles for loss and 9.5 sacks ... Was a second-team All-National Southern Conference selection ... Played in just five games as a sophomore, totaling 13 tackles including five tackles for loss and three sacks.

HIGH SCHOOL — High School Coach: Jay Roth ... As a senior, named honorable mention All-State, All-District MVP and All-Metro after recording 17 sacks ... Also an All-District selection as a junior ... Received team's Ironman award for weightlifting.

PERSONAL — Born July 23, 1988 ... Son of David and Nancy Bonomolo ... Major: Philosophy.

Player Bios

BRAY'S GAME-BY-GAME RECEIVING STATS

DATE	OPPONENT	REC	YDS	AVG	TD	TD REC
9/3/11	UTAH STATE	0	0	0.0	0	--
9/10/11	MISSISSIPPI STATE	0	0	0.0	0	--
9/17/11	at Clemson	0	0	0.0	0	--
9/24/11	FLORIDA ATLANTIC	1	0	0.0	0	--
10/1/11	at South Carolina	1	6	6.0	0	--
10/8/11	at Arkansas	1	3	3.0	0	--
10/15/11	* FLORIDA	0	0	0.0	0	--
10/22/11	at LSU	2	22	11.0	0	--
10/29/11	OLE MISS	1	11	11.0	0	--
11/12/11	at Georgia	1	10	10.0	0	--
11/19/11	SAMFORD	2	7	3.5	0	--
11/26/11	* ALABAMA	5	22	4.4	0	--
12/31/11	Virginia (Chick-fil-A)	3	12	4.0	0	---

BRAY'S GAME-BY-GAME RUSHING STATS

DATE	OPPONENT	ATT	YDS	Avg.	TD	TD Runs
9/3/11	UTAH STATE	0	0	0.0	0	--
9/10/11	MISSISSIPPI STATE	0	0	0.0	0	--
9/17/11	at Clemson	1	8	8.0	0	--
9/24/11	Florida Atlantic	4	-6	-1.5	0	--
10/1/11	at South Carolina	0	0	0.0	0	--
10/8/11	at Arkansas	0	0	0.0	0	--
10/15/11	* FLORIDA	0	0	0.0	0	--
10/22/11	at LSU	1	8	8.0	0	--
10/29/11	OLE MISS	1	4	4.0	0	--
11/12/11	at Georgia	0	0	0.0	0	--
11/19/11	SAMFORD	1	2	2.0	0	--
11/26/11	* ALABAMA	1	-3	-3.0	0	--
12/31/11	Virginia (Chick-fil-A)	1	16	16.0	0	--

BRAY'S GAME-BY-GAME PUNT RETURN STATS

DATE	OPPONENT	NO	YDS	AVG	TD	TD RET
9/3/11	UTAH STATE	0	0	0.0	0	--
9/10/11	MISSISSIPPI STATE	0	0	0.0	0	--
9/17/11	at Clemson	0	0	0.0	0	--
9/24/11	FLORIDA ATLANTIC	0	0	0.0	0	--
10/1/11	at South Carolina	3	26	8.7	0	--
10/8/11	at Arkansas	3	12	4.0	0	--
10/15/11	* FLORIDA	1	10	10.0	0	--
10/22/11	at LSU	2	2	1.0	0	--
10/29/11	OLE MISS	1	0	0.0	0	--
11/12/11	at Georgia	0	0	0.0	0	--
11/19/11	SAMFORD	2	37	18.5	0	--
11/26/11	* ALABAMA	0	0	0.0	0	--
12/31/11	Virginia (Chick-fil-A)	1	0	0.0	0	--



SAM BROWN #87
WR
6-2 • 215 • Sr. • SQ
Birmingham, Ala. (Hewitt-Trussville)
Civil Engineering

2011 — Saw action first action of his career against Samford ... Was only action of season.

HIGH SCHOOL — High school coach was Hal Riddle.

PERSONAL — Born Aug. 19, 1990 ... Son of Kathy and Keith Brown ... Major: Civil Engineering.



BLAKE BURGESS #63
OL
6-2 • 281 • So. • 1L
Vestavia, Ala. (Vestavia Hills)
Theatre

2011 — Played in all 13 games, primarily on special teams ... Saw time both at guard and on special teams in the opener against Utah State ... Played an expanded role in Auburn's win over FAU as he saw extended time on the offensive line in an eligible number ... Saw snaps on special teams for eight straight games from South Carolina to Alabama.

2010 — SEC Academic Honor Roll ... Played in every game, primarily on special teams.

2009 — Redshirted.

HIGH SCHOOL — High School Coach: Buddy Anderson ... Was an All-State center as a senior in 2008 ... Received the "I Like to Practice Award".

PERSONAL — Born March 8, 1991 ... Son of Sheila Snoddy and Rick Burgess ... Father, Rick, is co-host of syndicated radio show Rick & Bubba ... Grandfather, Bill Burgess, played at Auburn, lettering at fullback in 1962, and later was the head coach for 12 seasons at Jacksonville State ... Major: Theatre.



CHANDLER BROOKS #29
K
6-1 • 173 • Sr. • 1L
Huntsville, Ala. (Grissom)
Graduate

2011 — SEC Academic Honor Roll ... Awarded scholarship by coaching staff in August 2011 ... In his only appearance of the season, converted a pivotal on-side kick against Utah State late in the fourth quarter setting the stage for game-winning drive.

PRIOR TO AUBURN — Spent two years at East Mississippi Community College in Scooba, Miss. ... Junior college coach: Rodger Carr.

HIGH SCHOOL — Attended Virgil I. Grissom High School in Huntsville, Ala. ... Honored as an All-City kicker from 2004-06 ... All-Region as a senior in 2006 ... Also played soccer ... High school coach: Ronney Massey.

PERSONAL — Born October 15, 1988 ... Son of James and Angela Brooks ... Has five siblings ... Graduated with a degree in Wildlife Sciences in December 2011.



QUINDARIUS CARR #9
WR
6-1 • 185 • Sr. • 3L
Huntsville, Ala. (Huntsville)
Graduate

CAREER — Five career catches of 40 yards or longer.

2011 — Appeared in 13 games with 10 starts ... Eight catches for 173 yards and one touchdown ... Averaged 21.6 yards per reception ... First catch of season came at Clemson (2 yards) in Week 3 ... Had a catch in five consecutive games, including a 42 yarder against Florida ... Reception streak snapped at LSU ... Caught a 45-yard touchdown against Ole Miss ... Tied a career-high with two catches for 59 yards, including a long of 30 yards against Samford ... Three receptions of 40+ yards on the season.

Player Bios

2010 — Appeared in 14 games with one start and three catches for 103 yards and two TD's ... 9th in SEC in punt return average (5.7) ... Led all receivers with a career-best 87 yards in season opener vs. Arkansas State ... Hauled in two catches vs. ASU including a 48-yard TD grab ... The 48-yard catch was longest of career ... Also totaled 47 yards on five punt returns with a long of 18 yards ... Finished second on team with 134 all-purpose yards vs. ASU ... Played in SEC opener at Mississippi State but did not have a catch ... Totaled 11 yards on two punt returns vs. MSU ... Against Clemson, played but did not have a catch ... Returned two punts for 6 yards vs. Clemson ... Had one punt return for 10 yards vs. South Carolina ... Against ULM, only catch was a 16-yard TD grab in second quarter ... Returned three punts for 26 yards ... Saw playing time vs. Kentucky but did not have a catch nor have a punt return ... Against Arkansas, returned one punt for minus 5 yards and did not have a catch ... Played but did not have a catch or punt return vs. LSU ... Had just one punt return vs. Ole Miss, for a loss of 2 yards ... Against UTC, returned three punts for 23 yards with a long return of 12 yards ... Played vs. Georgia but did not have a punt return or reception ... Against Alabama, started at WR and had one punt return for minus 8 yards ... Played against South Carolina in SEC Championship Game and versus Oregon in BCS National Championship Game but did not have catch or punt return in either game.

2009 — Appeared in 13 games with two starts, catching two passes for 78 yards ... Saw playing time but did not record a catch versus Louisiana Tech and Mississippi State ... Recorded one 32-yard reception versus Arkansas ... Made first career start versus Alabama ... Against Northwestern in Outback Bowl, hauled in career-long pass of 46 yards for a score to give Tigers 21-7 lead in second quarter ... TD grab was first of career.

2008 — Played in every game, catching six passes for 63 yards with a long of 28 yards ... Hauled in first career reception, for 6 yards, in season opener against Louisiana-Monroe ... One catch for 8 yards versus Southern Miss ... One catch for 28 yards vs. Mississippi State ... Caught one pass for 7 yards vs. West Virginia ... Had 8-yard reception vs. Ole Miss ... Caught a 6-yard pass versus UT Martin.

2007 — Redshirted.

HIGH SCHOOL — High School Coach: Kevin Wieseman ... Named first-team Huntsville All-City and named Offensive Player of the Year for the city of Huntsville in 2006 ... Elected a team captain his senior season ... Ranked the No. 38 wide receiver in the nation and the No. 13 overall recruit in Alabama by Rivals.com ... Placed 139th among wide receivers by Espn.com ... Named Birmingham News All-State and ASWA all-state honorable mention in 2006 ... Huntsville Times Elite 11 recruit before his senior season.

PERSONAL — Born May 1, 1989 ... Son of Jovita and Kelvin Carr ... Graduated in December 2010 with a degree in criminology.

CARR'S CAREER RECEIVING STATS

YEAR	G/GS	NO	YDS	AVG	TD	LP/OPPONENT
2008	12/0	6	63	10.5	0	28/Mississippi State
2009	13/2	2	78	39.0	1	46/Northwestern
2010	14/1	3	103	34.3	2	48/Arkansas State
2011	13/10	8	173	21.6	1	45/Ole Miss
Totals	52/12	19	417	22.0	4	48/Arkansas State

CARR'S CAREER PUNT RETURN STATS

YEAR	G/GS	NO	YDS	AVG	TD	LP/OPPONENT
2010	14/0	19	108	5.7	0	18/Arkansas State

CARR'S GAME-BY-GAME RECEIVING STATS

DATE	OPPONENT	REC	YDS	AVG	TD	TD REC
8/30/08	LOUISIANA-MONROE	1	6	6.0	0	--
9/6/08	SOUTHERN MISS	1	8	8.0	0	--
9/13/08	at Mississippi State	1	28	28.0	0	--
9/20/08	LSU	0	0	0.0	0	--
9/27/08	TENNESSEE	0	0	0.0	0	--
10/4/08	at Vanderbilt	0	0	0.0	0	--
10/11/08	ARKANSAS	0	0	0.0	0	--
10/23/08	at West Virginia	1	7	7.0	0	--
11/1/08	at Ole Miss	1	8	8.0	0	--
11/8/08	TENNESSEE-MARTIN	1	6	6.0	0	--
11/15/08	GEORGIA	0	0	0.0	0	--
11/29/08	at Alabama	0	0	0.0	0	--

DATE	OPPONENT	REC	YDS	AVG	TD	TD REC
9/5/09	LOUISIANA TECH	0	0	0.0	0	--
9/12/09	MISSISSIPPI STATE	0	0	0.0	0	--
9/19/09	WEST VIRGINIA	0	0	0.0	0	--
9/26/09	BALL STATE	0	0	0.0	0	--
10/3/09	at Tennessee	0	0	0.0	0	--
10/10/09	at Arkansas	1	32	32.0	0	--
10/17/09	KENTUCKY	0	0	0.0	0	--
10/24/09	at LSU	0	0	0.0	0	--
10/31/09	OLE MISS	0	0	0.0	0	--
11/7/09	FURMAN	0	0	0.0	0	--
11/14/09	at Georgia	0	0	0.0	0	--
11/27/09	* ALABAMA	0	0	0.0	0	--
1/1/10	* Northwestern (Outback)	1	46	46.0	1	46

DATE	OPPONENT	REC	YDS	AVG	TD	TD REC
9/4/10	ARKANSAS STATE	2	87	43.5	1	48
9/9/10	at Mississippi State	0	0	0.0	0	--
9/18/10	CLEMSON	0	0	0.0	0	--
9/25/10	SOUTH CAROLINA	0	0	0.0	0	--
10/2/10	LOUISIANA-MONROE	1	16	16.0	1	16
10/9/10	at Kentucky	0	0	0.0	0	--
10/16/10	ARKANSAS	0	0	0.0	0	--
10/23/10	LSU	0	0	0.0	0	--
10/30/10	at Ole Miss	0	0	0.0	0	--
11/6/10	CHATTANOOGA	0	0	0.0	0	--
11/13/10	GEORGIA	0	0	0.0	0	--
11/26/10	* at Alabama	0	0	0.0	0	--
12/4/10	South Carolina (SECCG)	0	0	0.0	0	--
1/10/11	Oregon (BCSNCG)	0	0	0.0	0	--

DATE	OPPONENT	REC	YDS	AVG	TD	TD REC
9/3/11	* UTAH STATE	0	0	0.0	0	--
9/10/11	* MISSISSIPPI STATE	0	0	0.0	0	--
9/17/11	* at Clemson	1	2	2.0	0	--
9/24/11	* FLORIDA ATLANTIC	1	5	5.0	0	--
10/1/11	* at South Carolina	1	7	7.0	0	--
10/8/11	* at Arkansas	1	13	13.0	0	--
10/15/11	* FLORIDA	1	41	41.0	0	--
10/22/11	* at LSU	0	0	0.0	0	--
10/29/11	OLE MISS	1	45	45.0	1	45
11/12/11	at Georgia	0	0	0.0	0	--
11/19/11	* SAMFORD	2	59	29.5	0	--
11/26/11	ALABAMA	0	0	0.0	0	--
12/31/11	* Virginia (Chick-fil-A)	0	0	0.0	0	--

CARR'S GAME-BY-GAME PUNT RETURN STATS

DATE	OPPONENT	NO	YDS	AVG	TD	TD RET
9/4/10	ARKANSAS STATE	5	47	9.4	0	--
9/9/10	at Mississippi State	2	11	5.5	0	--
9/18/10	CLEMSON	2	6	3.0	0	--
9/25/10	SOUTH CAROLINA	1	10	10.0	0	--
10/2/10	LOUISIANA-MONROE	3	26	8.7	0	--
10/9/10	at Kentucky	0	0	0.0	0	--
10/16/10	ARKANSAS	1	-5	-5.0	0	--
10/23/10	LSU	0	0	0.0	0	--
10/30/10	at Ole Miss	1	-2	-2.0	0	--
11/6/10	CHATTANOOGA	3	23	7.7	0	--
11/13/10	GEORGIA	0	0	0.0	0	--
11/26/10	* at Alabama	1	-8	-8.0	0	--
12/4/10	South Carolina (SECCG)	0	0	0.0	0	--
1/10/11	Oregon (BCSNCG)	0	0	0.0	0	--

Player Bios



KENNETH #92
CARTER DT

6-4 • 290 • So. • 1L
Greenville, Ala. (Greenville)
Undecided

2011 — Appeared in all 13 games with 10 starts ... Tallied 21 tackles, including 0.5 tackles for loss, two quarterback hurries and a fumble recovery for a touchdown ... Made his first career start in the opener against Utah State, finishing with a career-high five stops, including three solo tackles ... Started against Mississippi State and made four tackles ... Two stops at Clemson ... Made fourth-straight start in win over FAU ... Totaled two tackles and was in on a TFL at South Carolina ... Also credited with a QB hurry ... One tackle at Arkansas ... One tackle and one QB hurry in win over Florida ... Tallied one stop at LSU ... Saw snaps against Ole Miss ... One tackle at Georgia ... One assisted tackle in Homecoming win over Samford ... Returned to the starting lineup against Alabama and posted three tackles ... He also recovered a fumble for a touchdown - the first defensive touchdown for Auburn in an Iron Bowl since Brad Ware's 34-yard interception return for a score in the 1996 game.

2010 — Appeared in eight games and totaled six tackles with six tackles ... Saw limited snaps in season opener vs. Arkansas State and totaled three tackles with a QB hurry ... Played in SEC opener at Mississippi State but did not record a tackle ... Did not play vs. Clemson ... Did not play vs. South Carolina ... Saw extended playing time vs. ULM, totaling two tackles with career-first TFL (1.0 for minus 5 yards) and fumble recovery ... Also had two QB hurries and totaled two solo tackles ... Did not play vs. Kentucky ... Did not play vs. Arkansas ... Did not play vs. LSU ... Saw playing time vs. Ole Miss but did not have a tackle ... Against UTC, registered one solo tackle ... Did not play vs. Georgia ... Played vs. Alabama but did not have a tackle ... Saw playing time vs. South Carolina in SEC Championship Game and vs. Oregon in BCS National Championship Game but did not have a tackle.

HIGH SCHOOL — High School Coach: Ben Blackmon ... Recorded 76 tackles (45 solo), 16 tackles for loss, two sacks, 21 QB pressures, five forced fumbles, one field goal blocked and an interception returned for a touchdown as a senior ... No. 23-rated defensive tackle and the No. 8 player in Alabama by Rivals.com ... No. 17-rated defensive tackle by Scout.com ... Ranked 35th among defensive tackles by ESPN.com/Scouts Inc. ... No. 5 on the Birmingham News' list of the Alabama Super Seniors ... Ranked as the No. 22 player in Alabama by SuperPrep ... Named to the All-Southeast Region team by PrepStar ... Was a 2009 Alabama-Mississippi All-Star game participant ... Was voted to the 2009 5A All-State team by the Alabama Sports Writers Association ... Voted the 2009 5A Lineman of the Year by the Alabama Sports Writers Association ... Was a member of the "Best of the Rest" on the Mobile Press Register's Elite 18.

PERSONAL — Born Feb. 13, 1991 ... Son of Cynthia Carter ... Major: Undecided.

CARTER'S CAREER DEFENSIVE STATS

YEAR	G/GS	TT	UT	AT	TFL-YDS	QBS-YDS	FF/FR	PD	I/YDS
2010	8/0	6	5	1	1.0-5	0.0-0	0/1	0	0/0
2011	13/10	21	9	12	0.5-0	0.0-0	0/1	1	0/0
Totals	21/10	27	14	13	1.5-5	0.0-0	0/2	1	0/0


CARTER'S CAREER GAME HIGH STATS

	No.	Opponent	Date
Tackles	5	Utah State	9/3/11
TFL	1.0	Kentucky	10/2/10

CARTER'S GAME-BY-GAME DEFENSIVE STATS

DATE	OPPONENT	TT	UT	AT	TFL-YDS	QBS-YDS
9/4/10	ARKANSAS STATE	3	2	1	0.0-0	0.0-0
9/9/10	at Mississippi State	0	0	0	0.0-0	0.0-0
9/18/10	CLEMSON				DID NOT PLAY	
9/25/10	SOUTH CAROLINA				DID NOT PLAY	
10/2/10	LOUISIANA-MONROE	2	2	0	1.0-5	0.0-0
10/9/10	at Kentucky				DID NOT PLAY	
10/16/10	ARKANSAS				DID NOT PLAY	
10/23/10	LSU				DID NOT PLAY	
10/30/10	at Ole Miss	0	0	0	0.0-0	0.0-0
11/6/10	CHATTANOOGA	1	1	0	0.0-0	0.0-0
11/13/10	GEORGIA				DID NOT PLAY	
11/26/10	at Alabama	0	0	0	0.0-0	0.0-0
12/4/10	South Carolina (SECCG)	0	0	0	0.0-0	0.0-0
1/10/11	Oregon (BCSNCG)	0	0	0	0.0-0	0.0-0

DATE	OPPONENT	TT	UT	AT	TFL-YDS	QBS-YDS
9/3/11	* UTAH STATE	5	3	2	0.0-0	0.0-0
9/10/11	* MISSISSIPPI STATE	4	3	1	0.0-0	0.0-0
9/17/11	* at Clemson	2	0	2	0.0-0	0.0-0
9/24/11	* FLORIDA ATLANTIC	0	0	0	0.0-0	0.0-0
10/1/11	* at South Carolina	2	1	1	0.5-0	0.0-0
10/8/11	* at Arkansas	1	0	1	0.0-0	0.0-0
10/15/11	* FLORIDA	1	1	0	0.0-0	0.0-0
10/22/11	* at LSU	1	0	1	0.0-0	0.0-0
10/29/11	OLE MISS	0	0	0	0.0-0	0.0-0
11/12/11	at Georgia	1	0	1	0.0-0	0.0-0
11/19/11	SAMFORD	1	0	1	0.0-0	0.0-0
11/26/11	* ALABAMA	3	1	2	0.0-0	0.0-0
12/31/11	* Virginia (Chick-fil-A)	0	0	0	0.0-0	0.0-0



ED #68
CHRISTIAN OL

6-4 • 277 • RFr. • RS
Valdosta, Ga. (Lowndes)
Journalism

2011 — Did not play.

2010 — Did not play.

HIGH SCHOOL — High School Coach: Rick Tomberlin ... Ranked 18th among offensive tackles by ESPN.com/Scouts Inc. ... No. 20-ranked offensive guard by Scout.com ... No. 34-rated offensive tackle by Rivals.com ... Ranked as the No. 26 player in Georgia by SuperPrep ... Named to the All-Southeast Region team by PrepStar ... Played in the 2009 Georgia Athletic Coaches Association North-South All-Star Football Classic...Selected to the 2009 Class 5A All-State Team by the Georgia Sports Writers Association ... Ranked 39th on the Atlanta Journal-Constitution Top 50 ... No. 120 on the Mobile Press Register's Super Southeast 120.

PERSONAL — Born Sept. 17, 1991 ... Son of Ansonya and Ed Christian, Sr. ... Major: Journalism.

Player Bios



**STEVEN
CLARK**

#30

P

6-5 • 226 • So. • 1L
Kansas City, Mo. (Park Hill)
Exercise Science

2011 — Ray Guy Award Finalist, Auburn's first in school history ... Coaches' All-SEC First Team ... Pro Football Weekly First Team All-America ... Sports Illustrated Honorable Mention All-American ... Just the third AU punter in school history to earn All-America honors, joining Lewis Colbert (1985) and Terry Daniel (1993) ... Phil Steele All-SEC Second Team ... SEC Special Teams Player of the Week (10/3) ... SEC Special Teams Player of the Week (10/17) ... SEC Academic Honor Roll ... Averaged 40.8 yards on 72 punts with 33 inside the 20 and 13 of 50 yards or longer ... 33 punts inside the 20 led the SEC and was third in FBS ... Dropped nine punts inside the 10 ... Punted four times for an average of 43.5 yards against Utah State, including a 48 yarder ... Pinned one inside the 20-yard line ... Punted six times for 274 yards against Mississippi State for a 45.7 yard average.... Pinned four inside the 20 ... First Auburn punter since Kody Bliss vs. LSU in 2004 to have four punts inside the 20 yard line in SEC play ... Two punts of 50-plus yards vs. MSU, including career-long 58-yarder ... Punted six times for an average of 41.3 at Clemson ... Long punt of 51 yards ... Pinned four punts at Clemson inside the 20 ... Three punts with an average of 46.3 yards and a long of 51 yards against FAU ... Against South Carolina earned SEC Special Teams Player of the Week honors after punting seven times for an average of 37.9, including five punts inside the 20, all of which were inside the 12-yard line, with two inside the 5-yard line ... Played a key role in the Tigers' win which was a game dictated by field position against USC as five of his last six punts were inside the 20 ... After Clark punts, USC's averaging starting field position was the USC 16 as its possessions started at the 38, 4, 1, 11, 12 and 12 yard lines ... First AU punter with five punts inside the 20 since Jaret Holmes had five at Arkansas in 1997 ... Career-high nine punts at Arkansas with six inside the 20 and three inside the 10 ... Named SEC Special Teams Player of the Week after punting nine times in win over Florida, including two punts that were muffed by UF returners and recovered by Auburn ... Punted seven times for an average of 35.1 yards per punt with a long of 52 yards at LSU ... Three punts downed inside the 20 against the Tigers ... Punted five times for 205 yards (avg. 41.0) with a long of 48 at Georgia ... Four punts with a long of 48 against Samford with three punts inside the 20 ... Punted five times with a long of 54 yards against Alabama ... Three punts for career-best average of 49.0 yards in Chick-fil-A Bowl win against Virginia.

2010 — Appeared in five games and averaged 34.9 yards on nine punts ... Saw first action of the season vs. Kentucky, punting twice for a 34.0 average ... Punted twice vs. Arkansas for a 39.5 yard average ... Against LSU, punted three times for a 37.3 yard average with one pinned inside the 20 yard line ... Also had a season-long punt of 42 yards ... Against Ole Miss, punted one time for 36 yards, pinning Rebels inside 20-yard line ... Punted one time vs. UTC for 19 yards.

HIGH SCHOOL — High School Coach: Greg Reynolds ... No. 20-ranked place-kicker by Rivals.com ... No. 4-rated kicker by ESPN.com/Scouts Inc. ... Was a 2009 Class 5 First Team All-State selection at punter by the Missouri Football Coaches Association ... Also, played tight end and defensive end in high school...Averaged nearly 40 yards per punt as a junior.

PERSONAL — Born July 20, 1991 ... Son of Diana Perry and Tom Clark ... Major: Exercise Science.

CLARK'S CAREER PUNTING STATS

YEAR	G	NO	YDS	AVG	TB	FC	I20	50+	LP/OPPONENT
2010	5	9	314	34.9	0	5	2	0	42/LSU
2011	13	72	2941	40.8	3	34	33	13	58/MSU
Totals	17	81	3255	40.2	3	39	35	13	58/MSU

CLARK'S GAME-BY-GAME PUNTING STATS

DATE	OPPONENT	NO	YDS	AVG	IN20	Long
9/4/10	ARKANSAS STATE					DID NOT PLAY
9/9/10	at Mississippi State					DID NOT PLAY
9/18/10	CLEMSON					DID NOT PLAY

9/25/10	SOUTH CAROLINA					DID NOT PLAY
10/2/10	LOUISIANA-MONROE					DID NOT PLAY
10/9/10	at Kentucky	2	68	34.0	0	36
10/16/10	ARKANSAS	2	79	39.5	0	40
10/23/10	LSU	3	112	37.3	1	42
10/30/10	at Ole Miss	1	36	36.0	1	36
11/6/10	CHATTANOOGA	1	19	19.0	0	19
11/13/10	GEORGIA					DID NOT PLAY
11/26/10	at Alabama					DID NOT PLAY
12/4/10	South Carolina (SECCG)					DID NOT PLAY
1/10/11	Oregon (BCSNG)					DID NOT PLAY

DATE	OPPONENT	NO	YDS	AVG	IN20	Long
9/3/11	UTAH STATE	4	174	43.5	1	48
9/10/11	MISSISSIPPI STATE	6	274	45.7	4	58
9/17/11	at Clemson	6	248	41.3	4	51
9/24/11	FLORIDA ATLANTIC	3	139	46.3	0	51
10/1/11	at South Carolina	7	265	37.9	5	46
10/8/11	at Arkansas	9	360	40.0	6	54
10/15/11	FLORIDA	9	353	39.2	2	50
10/22/11	at LSU	7	246	35.1	3	52
10/29/11	OLE MISS	3	107	35.7	0	39
11/12/11	at Georgia	5	205	41.0	2	48
11/19/11	SAMFORD	4	173	43.2	3	48
11/26/11	ALABAMA	5	211	42.2	2	54
12/31/11	Virginia (Chick-fil-A)	3	147	49.0	1	52



**SAMMIE
COATES**

#18

WR

6-2 • 178 • Fr. • HS
Leroy, Ala. (Leroy)
Undecided

2011 — Did not play after suffering preseason injury.

HIGH SCHOOL — Rated as the No. 24 wide receiver in the nation, the No. 6 recruit in Alabama and the No. 172 player overall nationally by 247Sports ... Ranked No. 57 nationally among wide receivers and the No. 10 player in the state of Alabama by Scout.com ... Named the nation's No. 71 wide receiver and the No. 21 player from the state of Alabama by Rivals.com ... Listed as the nation's No. 73 wide receiver by ESPN.com/Scouts Inc. ... Listed as the No. 26 recruit from Alabama by SuperPrep ... Named to the All-Southeast Region team by PrepStar ... No. 7 on the Birmingham News' list of the Alabama Super Seniors ... Ranked eighth on the Mobile Press-Register's Elite 18 and No. 102 in the Mobile Press-Register's Super Southeast 120 ... Named to the Orlando Sentinel's All-Southern Team as a first-team selection from Alabama ... Selected to play in the Alabama-Mississippi All-Star Game following his senior season ... Was voted to the Super 12 team and the 2010 Class 2A Back of the Year by the Alabama Sports Writers Association ... Caught 57 passes as a senior for 1,170 yards and 14 touchdowns ... Led his team to the 2010 Alabama Class 2A state championship, earning MVP honors after hauling in five catches for 60 yards and two touchdowns, rushing six times for 27 yards and a score, punting twice for 63 yards and returning a punt for 5 yards ... Caught 50 passes for 788 yards and 10 touchdowns during his junior campaign ... As a sophomore, caught 18 passes for 477 yards (39.8 ypc) and four touchdowns while intercepting three passes on defense.

PERSONAL — Born March 31, 1993 ... Son of Sharon Coates ... Major: Undecided.

Player Bios



DREW

#20

COLE

DB

5-11 • 190 • Sr. • 3L

Picayune, Miss. (HS)

Finance

2011 — Appeared in the last six games of the season, playing on special teams ... Saw his first action of the season at LSU ... Also saw playing time on special teams against Ole Miss, Georgia, Samford, Alabama and in the Chick-fil-A Bowl against Virginia.

2010 — Appeared in 10 games and totaled six tackles ... Saw playing time but did not record a tackle in season opener vs. Arkansas State ... Played in SEC opener at Mississippi State and totaled one solo tackle ... Had one tackle vs. Clemson ... Did not play vs. South Carolina ... Against ULM, logged snaps and totaled one solo tackle ... Saw playing time vs. Kentucky ... Played vs. Arkansas but did not have a tackle ... Played but did not record a tackle vs. LSU ... Saw playing time but did not have a tackle vs. Ole Miss ... Against UTC, recorded a career-best three tackles, all solo stops.

2009 — Appeared in four games, missing nine games to injury ... Recorded two tackles in season opener vs. Louisiana Tech ... Also saw playing time vs. Mississippi State and Alabama ... Had one solo tackle vs. Northwestern in Outback Bowl.

2008 — Played in 11 games on special teams with three total tackles ... Totaled two assisted tackles in season opener vs. Louisiana-Monroe ... One solo stop vs. Southern Miss.

HIGH SCHOOL — Had 60 tackles, 16 pass break-ups and five interceptions as a senior, while also rushing for 821 yards and 10 touchdowns ... Named to the Class 4A All-State First Team ... Named to the All-State second team by the Clarion-Ledger ... Earned Class 4A First Team All-State honors as a junior after collecting 59 tackles, 16 pass breakups and one interception ... Offensively as a junior, had 82 carries for 601 yards and nine scores ... Sophomore season collected 51 tackles and two interceptions ... Ranked No. 63 nationally among cornerbacks by Rivals.com ... Ranked No. 128 nationally among cornerbacks by Scout.com ... The No. 25-ranked prospect from Mississippi by SuperPrep ... Named to PrepStar's All-Southeast Region team ...

PERSONAL — Born Feb. 28, 1989 ... Son of Milton Cole and Amanda Walker ... Brother, Milt, was a senior tight end for LSU in 2007. Major: Finance.

COLE'S CAREER DEFENSIVE STATS

YEAR	G/GS	TT	UT	AT	TFL-YDS	QBS-YDS	FF/FR	PD	I/YDS
2008	11/0	3	1	2	0.0-0	0.0-0	0/0	0	0-0
2009	4/0	3	2	1	0.0-0	0.0-0	0/0	0	0-0
2010	10/0	6	6	0	0.0-0	0.0-0	0/0	0	0-0
2011	6/0	0	0	0	0.0-0	0.0-0	0/0	0	0-0
Totals	31/0	12	9	3	0.0-0	0.0-0	0/0	0	0-0

COLE'S GAME-BY-GAME DEFENSIVE STATS

DATE	OPPONENT	TT	UT	AT	TFL-YDS	QBS-YDS
8/30/08	LOUISIANA-MONROE	2	0	2	0.0-0	0.0-0
9/6/08	SOUTHERN MISS	1	1	0	0.0-0	0.0-0
9/13/08	MISSISSIPPI STATE	0	0	0	0.0-0	0.0-0
9/20/08	LSU	0	0	0	0.0-0	0.0-0
9/27/08	TENNESSEE	DID NOT PLAY				
10/4/08	at Vanderbilt	0	0	0	0.0-0	0.0-0
10/11/08	ARKANSAS	0	0	0	0.0-0	0.0-0
10/23/08	at West Virginia	0	0	0	0.0-0	0.0-0
11/1/08	at Ole Miss	0	0	0	0.0-0	0.0-0
11/8/08	TENNESSEE-MARTIN	0	0	0	0.0-0	0.0-0
11/15/08	GEORGIA	0	0	0	0.0-0	0.0-0
11/29/08	at Alabama	0	0	0	0.0-0	0.0-0

DATE	OPPONENT	TT	UT	AT	TFL-YDS	QBS-YDS
9/5/09	LOUISIANA TECH	2	1	1	0.0-0	0.0-0
9/12/09	MISSISSIPPI STATE	0	0	0	0.0-0	0.0-0
9/19/09	WEST VIRGINIA	DID NOT PLAY				
9/26/09	BALL STATE	DID NOT PLAY				
10/3/09	at Tennessee	DID NOT PLAY				
10/10/09	at Arkansas	DID NOT PLAY				
10/17/09	KENTUCKY	DID NOT PLAY				
10/24/09	at LSU	DID NOT PLAY				
10/31/09	OLE MISS	DID NOT PLAY				

11/7/09	FURMAN	DID NOT PLAY				
11/14/09	at Georgia	DID NOT PLAY				
11/27/09	ALABAMA	0	0	0	0.0-0	0.0-0
1/1/10	Northwestern (Outback)	1	1	0	0.0-0	0.0-0

DATE	OPPONENT	TT	UT	AT	TFL-YDS	QBS-YDS
9/4/10	ARKANSAS STATE	0	0	0	0.0-0	0.0-0
9/9/10	at Mississippi State	1	1	0	0.0-0	0.0-0
9/18/10	CLEMSON	1	1	0	0.0-0	0.0-0
9/25/10	SOUTH CAROLINA	DID NOT PLAY				
10/2/10	LOUISIANA-MONROE	1	1	0	0.0-0	0.0-0
10/9/10	at Kentucky	0	0	0	0.0-0	0.0-0
10/16/10	ARKANSAS	0	0	0	0.0-0	0.0-0
10/23/10	LSU	0	0	0	0.0-0	0.0-0
10/30/10	at Ole Miss	0	0	0	0.0-0	0.0-0
11/6/10	CHATTANOOGA	3	3	0	0.0-0	0.0-0
11/13/10	GEORGIA	DID NOT PLAY				
11/26/10	at Alabama	DID NOT PLAY				
12/4/10	South Carolina (SECCG)	0	0	0	0.0-0	0.0-0
1/10/11	Oregon (BCSNCG)	DID NOT PLAY				

DATE	OPPONENT	TT	UT	AT	TFL-YDS	QBS-YDS
9/3/11	UTAH STATE	DID NOT PLAY				
9/10/11	MISSISSIPPI STATE	DID NOT PLAY				
9/17/11	at Clemson	DID NOT PLAY				
9/24/11	FLORIDA ATLANTIC	DID NOT PLAY				
10/1/11	at South Carolina	DID NOT PLAY				
10/8/11	at Arkansas	DID NOT PLAY				
10/15/11	FLORIDA	DID NOT PLAY				
10/22/11	at LSU	0	0	0	0.0-0	0.0-0
10/29/11	OLE MISS	0	0	0	0.0-0	0.0-0
11/12/11	at Georgia	0	0	0	0.0-0	0.0-0
11/19/11	SAMFORD	0	0	0	0.0-0	0.0-0
11/26/11	ALABAMA	0	0	0	0.0-0	0.0-0
12/31/11	Virginia (Chick-fil-A)	0	0	0	0.0-0	0.0-0



JARED

#79

COOPER

OL

6-4 • 296 • Sr. • 2L

Brewton, Ala. (W.S. Neal)

History in Education

CAREER — Played in 39 games, making six starts.

2011 — SEC Academic Honor Roll ... Started at left guard in first six games of the season before suffering a season-ending foot injury at Arkansas ... Made his first career start against Utah State ... In win at South Carolina was part of offensive line that paved the way for Michael Dyer to tie an Auburn record with 41 carries ... Made start at left guard against Arkansas before leaving with injury.

2010 — Played in all 14 games, primarily on special teams.

2009 — SEC Academic Honor Roll ... Saw playing time in every game on special teams ... Had four knockdown blocks in extended playing time vs. Furman.


2008 — SEC Academic Honor Roll ... Saw limited playing time in six games ... Logged snaps against Louisiana Monroe in season opener, West Virginia and UT-Martin in non-conference action ... Saw playing time in league action against Ole Miss, Georgia and Alabama.

2007 — Redshirted

HIGH SCHOOL — High School Coach: Blaine Hathcock ... Gave up just one sack in 12 games and graded out at over 90 percent his senior season ... Named ASWA Class 4A Lineman of the Year in 2006 ... Earned Birmingham News Super All-State honors ... Listed as the No. 9 prospect in the state of Alabama by the Birmingham News ... Selected by the AHSAA to play in the Alabama North/South All-Star game as a junior ... Ranked No. 41 at offensive guard by Espn.com ... Selected to the Orlando Sentinel's All-Southern Football Team in 2006 ... Ranked 12th in the Birmingham News "Super Seniors" list before the 2006 campaign ... Participated in the Alabama Junior All-Star game after the 2005 season ... Maintained a perfect 4.0 GPA.

Player Bios

PERSONAL — Born September 4, 1988 ... Son of Sue and Keith Cooper ... Major: History in Education.



CHRIS DAVIS #11
CB
 5-10 • 188 • So. • 1L
 Birmingham, Ala. (Woodlawn)
 Pre-Business

2011 — Played in 11 games, starting in all 11 ... Finished fourth on team with 60 tackles, including 34 solo stops ... Third on team with four pass break ups ... Also had one forced fumble ... Made first career start against Utah State ... Tallied six tackles ... Then career-high seven tackles against Mississippi State, including three stops on game-saving final drive ... Four tackles at Clemson ... Did not play against FAU or South Carolina due to injury ... Returned to lineup against Arkansas and totaled four tackles ... Started against Florida and recorded five tackles and one breakup ... Tied then career-high with seven tackles at LSU ... Six tackles (five solo) and one breakup in win over Ole Miss ... Six tackles at Georgia ... Two solo tackles and one breakup in win over Samford ... Four tackles against Alabama ... Career-high and tied for team high with eight stops in bowl victory over Virginia ... Also had a forced fumble against the Cavaliers.

2010 — Played in all 14 games and totaled 19 tackle with three PBU's ... Saw playing time in season opener vs. Arkansas State, registering two solo tackles ... Totaled one solo tackle in SEC opener at Mississippi State ... Registered one solo tackle vs. Clemson ... Played but did not have a tackle vs. South Carolina ... Injured on opening kickoff of BCS National Championship Game versus Oregon and did not return.

HIGH SCHOOL — High School Coach: Bruce Breland ... No. 31-rated cornerback by Scout.com ... Ranked as the nation's No. 97 athlete by ESPN.com/Scouts Inc. ... Named to the 2009 5A All-State Football Team by the Alabama Sports Writers Association ... Selected as the North and East Area Player of the Year and an All-Metro Team selection by the Birmingham News ... No. 6 on the Birmingham News' list of the Alabama Super Seniors ... As a senior, had 1,621 all-purpose yards, including 134 carries for 877 yards (6.5 ypc), eight catches for 185 yards, 472 kickoff return yards and 48 punt return yards ... Defensively, had 23 tackles (19 solo) and three pass break-ups while playing part time ... Scored 60 of his team's 109 points in 2009 ... Also excelled in basketball.

PERSONAL — Born Nov. 4, 1990 ... Son of Janice Brown ... Major: Pre-Business.

DAVIS' CAREER DEFENSIVE STATS

YEAR	G/GS	TT	UT	AT	TFL-YDS	QBS-YDS	FF/FR	PD	I/YDS
2010	14/0	19	14	5	0.0-0	0.0-0	0/0	3	0/0
2011	11/11	60	34	26	0.0-0	0.0-0	1/0	4	0/0
Totals	25/11	79	48	31	0.0-0	0.0-0	1/0	7	0/0

DAVIS' CAREER GAME HIGH STATS

No.	Opponent	Date
8	Virginia (Chick-fil-A)	12/31/11
2	Chattanooga	11/6/10

DAVIS' GAME-BY-GAME DEFENSIVE STATS

DATE	OPPONENT	TT	UT	AT	PD	INT-YDS
9/4/10	ARKANSAS STATE	2	2	0	0	0-0
9/9/10	at Mississippi State	1	1	0	0	0-0
9/18/10	CLEMSON	1	1	0	0	0-0

9/25/10	SOUTH CAROLINA	0	0	0	0	0-0
10/2/10	LOUISIANA-MONROE	3	2	1	0	0-0
10/9/10	at Kentucky	3	0	3	0	0-0
10/16/10	ARKANSAS	0	0	0	0	0-0
10/23/10	LSU	3	3	0	1	0-0
10/30/10	at Ole Miss	2	2	0	0	0-0
11/6/10	CHATTANOOGA	3	2	1	2	0-0
11/13/10	GEORGIA	0	0	0	0	0-0
11/26/10	at Alabama	0	0	0	0	0-0
12/4/10	South Carolina (SECCG)	1	1	0	0	0-0
1/10/11	Oregon (BCSNCG)	0	0	0	0	0-0

DATE	OPPONENT	TT	UT	AT	PD	INT-YDS
9/3/11	* UTAH STATE	6	3	3	0	0-0
9/10/11	* MISSISSIPPI STATE	7	5	2	1	0-0
9/17/11	* at Clemson	4	4	0	0	0-0
9/24/11	FLORIDA ATLANTIC					DID NOT PLAY
10/1/11	at South Carolina					DID NOT PLAY
10/8/11	* at Arkansas	4	0	4	0	0-0
10/15/11	* FLORIDA	5	5	0	1	0-0
10/22/11	* at LSU	7	1	6	0	0-0
10/29/11	* OLE MISS	6	5	1	1	0-0
11/12/11	* at Georgia	6	2	4	0	0-0
11/19/11	* SAMFORD	3	0	3	0	0-0
11/26/11	* ALABAMA	4	2	2	0	0-0
12/31/11	* Virginia (Chick-fil-A)	8	7	1	1	0-0



JUSTIN DELAINE #52
DE
 6-5 • 236 • RFr. • RS
 Linden, Ala. (Linden)
 Undecided

2011 — Played in two games before sustaining a season-ending knee injury against Mississippi State in Week 2 ... Saw the first action of his career against Utah State, tallying two tackles including 0.5 for loss ... Saw action against Mississippi State, before leaving game with injury.

2010 — Redshirted.

HIGH SCHOOL — High School Coach: Andro Williams ... No. 103-ranked defensive end by ESPN.com/Scouts Inc. ... No. 31-rated player in Alabama by Rivals.com ... Ranked as the No. 29 player in Alabama by SuperPrep ... Named the No. 30 prospect in Alabama by the Tuscaloosa News ... As a senior, had 46 tackles, eight sacks, seven tackles for loss, two blocked kicks and two fumble recoveries with one returned for a touchdown ... Led his team to a 12-1 record in 2009 ... Totaled approximately a dozen sacks as a junior at Sumter County.

PERSONAL — Born Sept. 20, 1991 ... Son of Rosalyn Delaine ... Major: Undecided.

DELAINE'S CAREER DEFENSIVE STATS

YEAR	G/GS	TT	UT	AT	TFL-YDS	QBS-YDS	FF/FR	PD	I/YDS
2011	1/0	2	0	2	0.5-1	0.0-0	0/0	0	0/0

DELAINE'S CAREER GAME HIGH STATS

No.	Opponent	Date
2	Utah State	9/3/11
0.5	Utah State	9/3/11

DELAINE'S GAME-BY-GAME DEFENSIVE STATS


DATE	OPPONENT	TT	UT	AT	TFL-YDS	QBS-YDS
9/3/11	UTAH STATE	2	0	2	0.5-1	0.0-0
9/10/11	MISSISSIPPI STATE	0	0	0	0.0-0	0.0-0
9/17/11	at Clemson					DID NOT PLAY
9/24/11	FLORIDA ATLANTIC					DID NOT PLAY
10/1/11	at South Carolina					DID NOT PLAY
10/8/11	at Arkansas					DID NOT PLAY

Player Bios

10/15/11	FLORIDA	DID NOT PLAY
10/22/11	at LSU	DID NOT PLAY
10/29/11	OLE MISS	DID NOT PLAY
11/12/11	at Georgia	DID NOT PLAY
11/19/11	SAMFORD	DID NOT PLAY
11/26/11	ALABAMA	DID NOT PLAY
12/31/11	Virginia (Chick-fil-A)	DID NOT PLAY

Named a PrepStar All-American ... Played in the 2011 Under Armour All-America game ... Named to the Parade All-America team ... Was voted to the Super 12 team and the 2010 5A Lineman of the Year by the Alabama Sports Writers Association ... Runner-up in Alabama Mr. Football voting ... Named the Mobile Press-Register's Class 4A-6A Offensive Player of the Year ... Ranked second on the Mobile Press-Register's Elite 18 and No. 28 in the Mobile Press-Register's Super Southeast 120 ... No. 1 on the Birmingham News' list of the Alabama Super Seniors ... Named to the Orlando Sentinel's All-Southern Team as a first-team selection from Alabama ... Led his team to the Class 5A state title as a senior ... As a junior, graded at 92 percent on his blocking with 34 pancake blocks ... Became a starter as a sophomore, and did not allow a quarterback sack during his sophomore or junior seasons ... Served as a team captain during his junior and senior seasons.

PERSONAL — Born Oct. 20, 1992 ... Son of Kim and Ed Dismukes ... Major: Undecided.



#89

WR

JAYLON DENSON

6-3 • 197 • Fr. • HS
Hoover, Ala. (Hoover)
Undecided



#48

WR

JAKE DRUM

6-5 • 253 • Sr. • SQ
Hoover, Ala. (Spain Park)
Business Administration


2011 — Did not play... A three-year member of the basketball team, walked on to the football team prior to spring practice.

PERSONAL — Born July 7, 1989, in Birmingham, Ala. ... Son of Rob and Millie Kay Drum ... Major: Business Administration.

2011 — Played in all 13 games, primarily on special teams ... Recorded his first special teams tackle against Ole Miss ... Also had one special teams stop in Homecoming win against Samford.

HIGH SCHOOL — Named the nation's No. 24 wide receiver, the No. 5 player from the state of Alabama and the No. 205 player nationally by Rivals.com ... Ranked No. 63 nationally among wide receivers and the No. 13 player in the state of Alabama by Scout.com ... Listed as the nation's No. 85 wide receiver by ESPN.com/Scouts Inc. ... Named a PrepStar All-American ... Listed as the No. 13 recruit from Alabama by SuperPrep ... Ranked 10th on the Mobile Press-Register's Elite 18 and No. 116 in the Mobile Press-Register's Super Southeast 120 ... Named to the Orlando Sentinel's All-Southern Team as an honorable mention selection from Alabama ... Selected to play in the Alabama-Mississippi All-Star game following his senior season ... Was voted to the 2010 Class 6A All-State first team by the Alabama Sports Writers Association ... Caught 63 passes for 1,059 yards and 12 TDs as a senior, including eight passes for 124 yards in the 2010 Class 6A state title game.

PERSONAL — Born Aug. 30, 1993 ... Son of Tarell Denson ... Major: Undecided.



#94


DL

NOSA EGUAE

6-3 • 258 • So. • 1L
Mansfield, Texas (Summit)
Liberal Arts

2011 — Started all 13 games ... Finished season with 38 tackles, second-most among AU defensive lineman ... Registered 6.0 tackles for loss (-15), good for fourth on team ... Second on squad with 12 quarterback pressures ... Also recovered one fumble ... Started the season opener against Utah State and totaled three tackles ... Added 1.5 tackles for loss ... Credited with one QB hurry ... Set a career high with nine tackles against Mississippi State ... Recorded five tackles against Clemson, with one TFL for minus 1 yard ... 17 tackles, including 3.0 TFLs in first three games of season ... Recorded two tackles, including a tackle for loss in win over South Carolina ... Three tackles at Arkansas ... Totaled two tackles with one TFL against Florida ... Also credited with one deflection and four QB hurries against the Gators ... One tackle at LSU ... Posted two tackles and one fumble recovery against Ole Miss ... Also credited with one hurry ... Two tackles at Georgia ... Five tackles and three QB hurries against Samford ... Four tackles and one TFL against Alabama.

2010 — Appeared in 14 games with 11 starts ... Totaled 22 tackles with 7.5 TFLs and 3.5 sacks ... In season opener vs. Arkansas State, totaled two tackles with half a TFL ... Played in SEC opener at Mississippi State but did not register a tackle ... Had one solo tackle and one QB hurry vs. Clemson ... Against South Carolina, earned first career start and registered five tackles, three solo, with 1.5 TFLs (minus 4 yards) and first career sack (half) for minus 2 yards ... Against ULM, started and totaled one assisted tackle in limited snaps ... Started and recorded one assisted tackle vs. Kentucky ... Against Arkansas, started and totaled one solo tackle ... Had one tackle and a QB hurry vs. LSU ... Started vs. Ole Miss but



#50

C


REESE DISMUKES

6-3 • 285 • Fr. • HS
Spanish Fort, Ala. (Spanish Fort)
Undecided

2011 — SEC Coaches' All-Freshman Team ... CBS Sports Freshman All-American ... Started all 13 games at center ... First true freshman to start at center for Auburn since Ryan Pugh in 2007... On of two Auburn offensive players to start every game and the only to start all 13 at the same position ... Part of an offensive line that paved the way Auburn ground game to finish fourth in SEC in rushing ... Also helped lead the way for running back Michael Dyer to rush for the second-highest total in the SEC ... Started at center in his first collegiate game against Utah State.

HIGH SCHOOL: Listed as the nation's top center by ESPN.com/Scouts Inc. and the No. 54 player overall on the ESPNU 150 ... Rated as the No. 1 center in the nation, the No. 1 recruit from Alabama and the No. 53 player overall nationally by 247Sports ... Ranked No. 3 nationally among centers and the No. 5 player in the state of Alabama by Scout.com ... Named the nation's No. 4 center, the No. 7 player from the state of Alabama and the No. 236 player nationally by Rivals.com ... Named a SuperPrep All-American, and the nation's No. 12 offensive lineman and the No. 3 recruit from Alabama by SuperPrep ...

Player Bios



JONATHAN

#35

EVANS

LB

5-11 • 232 • Jr. • 2L

Prichard, Ala. (Mattie T. Blount)

Liberal Arts

did not have a tackle ... Started vs. UTC but did not record a tackle in limited snaps ... Against Georgia, set career best with 2.0 sacks, and TFLs, for minus 14 yards ... Started vs. Alabama and had a pair of QB hurries ... Part of AU defense that held Alabama to 67 yards total offense in the second half ... In SEC Championship Game vs. South Carolina, set career best with 2.5 TFLs (minus 8 yards) to go with four total tackles, a sack for minus 6 yards and one QB hurry ... Against Oregon in BCS National Championship Game, registered four tackles, all solo, with one TFL for minus 2 yards.

2009 — Redshirted.

HIGH SCHOOL — High School Coach: Kyle Geller ... As a senior, had 67 tackles, including 14.5 for loss and six sacks, recovered three fumbles and forced two fumbles ... As a junior, collected 76 tackles, including 18 tackles for loss and seven sacks, and intercepted a pass ... Named to the All-District 4-5A Second Team as a senior ... Named a PrepStar All-American ... Ranked 17th among strongside defensive ends and 60th on the Texas Postseason Top 100 by Rivals.com ... Listed as the nation's No. 65 defensive end by ESPN.com/Scouts, Inc. ... Listed as the No. 76 prospect from Texas by SuperPrep ... Named the No. 26 local prospect by the Dallas Morning News.

PERSONAL — Born Aug. 15, 1991 ... Son of Sam Eguae ... Major: Liberal Arts.

EGUAE'S CAREER DEFENSIVE STATS

YEAR	G/GS	TT	UT	AT	TFL-YDS	QBS-YDS	FF/FR	PD	I/YDS	QBH
2010	14/11	22	14	8	7.5-28	3.5-22	0/0	0	0/0	5
2011	13/13	38	23	15	6.0-15	0.0-0	0/1	1	0/0	12
Totals	27/24	60	37	23	13.5-43	3.5-22	0/1	1	0/0	17

EGUAE'S CAREER GAME HIGH STATS

	No.	Opponent	Date
Tackles	9	Mississippi State	9/10/11
Tackles for loss	2.5	South Carolina (SECCG)	12/4/10
Sacks	2.0	Georgia	11/13/10

EGUAE'S GAME-BY-GAME DEFENSIVE STATS

DATE	OPPONENT	TT	UT	AT	TFL-YDS	QBS-YDS
9/4/10	ARKANSAS STATE	2	1	1	0.5-0	0.0-0
9/9/10	at Mississippi State	0	0	0	0.5-0	0.5-0
9/18/10	CLEMSON	1	1	0	0.0-0	0.0-0
9/25/10	* SOUTH CAROLINA	5	3	2	1.5-4	0.5-2
10/2/10	* LOUISIANA-MONROE	1	0	1	0.0-0	0.0-0
10/9/10	* at Kentucky	1	0	1	0.0-0	0.0-0
10/16/10	* ARKANSAS	1	1	0	0.0-0	0.0-0
10/23/10	* LSU	1	0	1	0.0-0	0.0-0
10/30/10	* at Ole Miss	0	0	0	0.0-0	0.0-0
11/6/10	* CHATTANOOGA	0	0	0	0.0-0	0.0-0
11/13/10	* GEORGIA	2	2	0	2.0-14	2.0-14
11/26/10	* at Alabama	0	0	0	0.0-0	0.0-0
12/4/10	* South Carolina (SECCG)	4	2	2	2.5-8	1.0-6
1/10/11	* Oregon (BCSNCG)	4	4	0	1.0-2	0.0-0

DATE	OPPONENT	TT	UT	AT	TFL-YDS	QBS-YDS
9/3/11	* UTAH STATE	3	0	3	1.5-1	0.0-0
9/10/11	* MISSISSIPPI STATE	9	6	3	0.5-2	0.0-0
9/17/11	* at Clemson	5	5	0	1.0-1	0.0-0
9/24/11	* FLORIDA ATLANTIC	0	0	0	0.0-0	0.0-0
10/1/11	* at South Carolina	2	2	0	1.0-2	0.0-0
10/8/11	* at Arkansas	3	1	2	0.0-0	0.0-0
10/15/11	* FLORIDA	2	2	0	1.0-8	0.0-0
10/22/11	* at LSU	1	0	1	0.0-0	0.0-0
10/29/11	* OLE MISS	2	0	2	0.0-0	0.0-0
11/12/11	* at Georgia	2	0	2	0.0-0	0.0-0
11/19/11	* SAMFORD	5	5	0	0.0-0	0.0-0
11/26/11	* ALABAMA	4	2	2	1.0-1	0.0-0
12/31/11	* Virginia (Chick-fil-A)	0	0	0	0.0-0	0.0-0

2011 — Appeared in 10 games with nine starts ... Ninth on team with 40 tackles, including 1.0 TFLs ... Led the team with a career-best 14 tackles in season opener against Utah State ... 14 stops were the most by an Auburn player since Mike McNeil recorded 14 in the BCS National Championship Game against Oregon ... Tallied one tackle against Mississippi State ... Did not play against Clemson or FAU due to injury ... Returned against South Carolina and tallied one tackle after making the start ... Four tackles at Arkansas ... Recorded three tackles and one TFL in win over Florida ... Three tackles at LSU ... Tallied three tackles in win over Ole Miss ... Six stops in Georgia loss ... Did not play against Samford ... Three tackles against Alabama and two in bowl win against Virginia.

2010 — Appeared in 13 games with one start and totaled 27 tackles with 1.0 TFL ... 2nd on team with 11 special teams tackles ... In season opener vs. Arkansas State, totaled four tackles with a pair of solo stops ... Totaled one tackle in SEC opener at Mississippi State ... Played vs. Clemson but did not record a tackle ... Against ULM, matched season-high with four tackles ... Against Kentucky, totaled three tackles with a pair of solo stops ... Registered four tackles with three solo stops vs. Arkansas ... Against LSU, had half a TFL for minus 1 yard to go with three tackles ... Against Ole Miss, started first game of season and totaled season high of five tackles, three solo, with half a TFL ... Played vs. UTC but did not have a tackle ... Second on team with eight special teams tackles ... Against Georgia, totaled a pair of solo tackles ... Played vs. Alabama but did not have a tackle ... Part of AU defense that held Alabama to 67 yards total offense in second half ... Had one tackle in win over South Carolina in SEC Championship Game ... Played but did not have a tackle vs. Oregon in BCS National Championship Game.

2009 — Appeared in 13 games with one start ... Totaled 28 tackles with 21 solo ... Had at least one tackle in 11 of 13 games ... Recorded one assisted tackle in first collegiate action vs. Louisiana Tech ... Also had one tackle in SEC opener vs. Mississippi State ... Against Ball State, totaled two solo tackles ... Had a pair of solo stops in win over Tennessee ... Totaled two tackles, both solo, against Arkansas ... Had one tackle vs. Kentucky and against LSU ... Recorded one solo tackle vs. Ole Miss ... Against Furman, finished with season-high five tackles, all solo ... Against Georgia, had half a TFL (first of career) to go with four total tackles ... TFL was for minus 1 yard ... Earned first career start vs. Alabama and posted a career-best eight tackles, all solo stops ... Played but did not register a tackle vs. Northwestern in Outback Bowl.

HIGH SCHOOL — High School Coach: Kelvin Sigler ... Had 93 total tackles (50 solos and 43 assists), two sacks, 12 tackles for a loss, three forced fumbles and one pass breakup as a senior ... Offensively, carried the ball 16 times for 110 yards and three touchdowns during his senior season ... Honorable mention All-State by the Alabama Sports Writers Association as a junior ... Ranked as the nation's No. 31 weakside linebacker by Scout.com ... Ranked 42nd nationally among outside linebackers and 20th on the Alabama Postseason Top 40 by Rivals.com ... Listed as the nation's No. 52 outside linebacker by ESPN.com/Scouts, Inc. ... Ranked No. 16 on the Birmingham News' Super Seniors list ... Listed as the No. 18 prospect from Alabama by SuperPrep ... Named to PrepStar's All-Southeast Region team.

PERSONAL — Born Nov. 29, 1989 ... Son of Mary Evans ... Brother of former Tiger linebacker Chris Evans (2005-08) ... Major: Liberal Arts.

EVANS' CAREER DEFENSIVE STATS

YEAR	G/GS	TT	UT	AT	TFL-YDS	QBS-YDS	FF/FR	PD	I/YDS
2009	13/1	28	21	7	0.5-1	0.0-0	0/0	0	0/0
2010	13/1	27	16	11	1.0-1	0.0-0	0/0	0	0/0
2011	10/9	40	20	20	1.0-1	0.0-0	0/0	0	0/0
Totals	36/11	95	57	37	2.5-3	0.0-0	0/0	0	0/0

EVANS' CAREER GAME HIGH STATS

	No.	Opponent	Date
Tackles	14	Utah State	9/3/11


Player Bios

EVANS' GAME-BY-GAME DEFENSIVE STATS

DATE	OPPONENT	TT	UT	AT	TFL-YDS	QBS-YDS
9/5/09	LOUISIANA TECH	1	0	1	0.0-0	0.0-0
9/12/09	MISSISSIPPI STATE	1	0	1	0.0-0	0.0-0
9/19/09	WEST VIRGINIA	0	0	0	0.0-0	0.0-0
9/26/09	BALL STATE	2	2	0	0.0-0	0.0-0
10/3/09	at Tennessee	2	2	0	0.0-0	0.0-0
10/10/09	at Arkansas	2	1	1	0.0-0	0.0-0
10/17/09	KENTUCKY	1	0	1	0.0-0	0.0-0
10/24/09	at LSU	1	0	1	0.0-0	0.0-0
10/31/09	OLE MISS	1	1	0	0.0-0	0.0-0
11/7/09	FURMAN	5	5	0	0.0-0	0.0-0
11/14/09	at Georgia	4	2	2	0.5-1	0.0-0
11/27/09	* ALABAMA	8	8	0	0.0-0	0.0-0
1/1/10	Northwestern (Outback)	0	0	0	0.0-0	0.0-0

DATE	OPPONENT	TT	UT	AT	TFL-YDS	QBS-YDS
9/4/10	ARKANSAS STATE	4	2	2	0.0-0	0.0-0
9/9/10	at Mississippi State	1	0	1	0.0-0	0.0-0
9/18/10	CLEMSON	0	0	0	0.0-0	0.0-0
9/25/10	SOUTH CAROLINA				DID NOT PLAY	
10/2/10	LOUISIANA-MONROE	4	2	2	0.0-0	0.0-0
10/9/10	at Kentucky	3	2	1	0.0-0	0.0-0
10/16/10	ARKANSAS	4	3	1	0.0-0	0.0-0
10/23/10	LSU	3	2	1	0.5-1	0.0-0
10/30/10	* at Ole Miss	5	3	2	0.5-0	0.0-0
11/6/10	CHATTANOOGA	0	0	0	0.0-0	0.0-0
11/13/10	GEORGIA	2	2	0	0.0-0	0.0-0
11/26/10	at Alabama	0	0	0	0.0-0	0.0-0
12/4/10	South Carolina (SECCG)	1	0	1	0.0-0	0.0-0
1/10/11	Oregon (BCSNCG)	0	0	0	0.0-0	0.0-0

DATE	OPPONENT	TT	UT	AT	TFL-YDS	QBS-YDS
9/3/11	* UTAH STATE	7	7	14	0.0-0	0.0-0
9/10/11	MISSISSIPPI STATE	1	0	1	0.0-0	0.0-0
9/17/11	at Clemson				DID NOT PLAY	
9/24/11	FLORIDA ATLANTIC				DID NOT PLAY	
10/1/11	* at South Carolina	1	1	0	0.0-0	0.0-0
10/8/11	* at Arkansas	4	2	2	0.0-0	0.0-0
10/15/11	* FLORIDA	3	3	0	1.0-1	0.0-0
10/22/11	* at LSU	3	0	3	0.0-0	0.0-0
10/29/11	* OLE MISS	3	1	2	0.0-0	0.0-0
11/12/11	* at Georgia	6	3	3	0.0-0	0.0-0
11/19/11	SAMFORD				DID NOT PLAY	
11/26/11	* ALABAMA	3	2	1	0.0-0	0.0-0
12/31/11	* Virginia (Chick-fil-A)	2	1	1	0.0-0	0.0-0



TRENT FISHER #31
DB
6-1 • 186 • Fr. • RS
Nashville, Tenn. (Christian Presbyterian)
Political Science

2011 — SEC Academic Honor Roll ... Saw playing time on special teams in first eight games this season before suffering injury at LSU.

2010 — Did not play.

HIGH SCHOOL — High School Coach: Jay Matthews ... A three-year starter ... Recorded 120 tackles with two interceptions as a senior ... Also had seven receptions with one touchdown during senior season.

PERSONAL — Born June 19, 1992 ... Son of Jeff and Julie Fisher ... Father, Jeff, was head coach of the Tennessee Titans ... Major: Political Science.



ERIQUE FLORENCE #14
DB
6-1 • 179 • Fr. • HS
Valley, Ala. (Valley)
Undecided

2011 — Appeared in all 13 games ... Tallied 23 tackles on the season with one tackle for loss (-1), one sack (-1), one PBU and one forced fumble ... 23 stops led all true freshmen on team ... Recorded one tackle against Utah State ... Saw time at safety and on special teams against Mississippi State ... Registered two solo stops and a forced fumble against the Bulldogs ... One tackle at Clemson ... Saw snaps at safety against FAU ... Recorded one tackle at South Carolina ... Two tackles at Arkansas ... Saw action against Florida ... Totaled three tackles, including his first career sack at LSU ... Posted two tackles and one breakup in win over Ole Miss ... Tied career high with three tackles at Georgia ... Career-best seven tackles in win over Samford ... 12 tackles in four game stretch from Week 8-11 ... One tackle against Alabama.

HIGH SCHOOL — Listed as the nation's No. 4 safety by ESPN.com/Scouts Inc. and the No. 52 player overall on the ESPNU 150 ... Named the nation's No. 3 safety, the No. 3 player from the state of Alabama and the No. 69 player nationally by Rivals.com ... Ranked No. 5 nationally among safeties and the No. 2 player in the state of Alabama by Scout.com ... Listed as the nation's No. 6 safety by MaxPreps ... Rated as the No. 9 safety in the nation, the No. 5 recruit from Alabama and the No. 141 player overall nationally by 247Sports ... Named an All-American, the nation's No. 5 defensive back and the No. 1 recruit from Alabama by SuperPrep and the No. 43 overall player nationally in the SuperPrep Elite 50 ... Named to the PrepStar Dream Team as the No. 57-ranked player in the nation ... Played in the 2011 Under Armour All-America game, intercepting a pass ... No. 3 on the Birmingham News' list of the Alabama Super Seniors ... Ranked fifth on the Mobile Press-Register's Elite 18 and No. 34 in the Mobile Press-Register's Super Southeast 120 ... Named Class 5A Honorable Mention All-State by the Alabama Sports Writers Association in 2010 ... As a sophomore, named to the ASWA First Team All-State team and to the EA Sports All-American Sophomore Team.

PERSONAL — Born Dec. 14, 1992 ... Son of Chryystal Florence ... Major: Undecided.

FLORENCE'S CAREER DEFENSIVE STATS

YEAR	G/GS	TT	UT	AT	TFL-YDS	QBS-YDS	FF/FR	PD	I/YDS
2011	13/0	23	16	7	1.0-1	1.0-1	1/0	1	0/0



TUNDE FARIYIKE #65
OL
6-2 • 302 • RFr. • RS
Thomaston, Ga. (Upson-Lee)
Science & Math

2011 — SEC Academic Honor Roll ... Saw action in all 13 games on special teams.

2010 — Did not play.

HIGH SCHOOL — High School Coach: Tommy Watson ... Named to the 2009 Region 1-AAAA Coaches' All-Region First Team, after earning second-team honors as a junior ... Named to the 2009 All-Middle Georgia Third Team at offensive line ... Two-year starter on the offensive line ... Received award for best grade-point average on football team all three years that he played football ... Planning on a pre-med major and wants to become a doctor.

PERSONAL — Born Oct. 3, 1991 ... Son of Dr. Barbatunde and Fola Fariyike ... Major: Science & Math.

Player Bios

FLORENCE'S CAREER GAME HIGH STATS

	No.	Opponent	Date
Tackles	7	Samford	11/19/11
Forced Fumbles	1	Mississippi State	9/10/11
Sacks	1.0	at LSU	10/22/11

FLORENCE'S GAME-BY-GAME DEFENSIVE STATS

DATE	OPPONENT	TT	UT	AT	TFL-YDS	INT-YDS
9/3/11	UTAH STATE	1	0	1	0.0-0	0-0
9/10/11	MISSISSIPPI STATE	2	2	0	0.0-0	0-0
9/17/11	at Clemson	1	1	0	0.0-0	0-0
9/24/11	FLORIDA ATLANTIC	0	0	0	0.0-0	0-0
10/1/11	at South Carolina	1	1	0	0.0-0	0-0
10/8/11	at Arkansas	2	0	2	0.0-0	0-0
10/15/11	FLORIDA	0	0	0	0.0-0	0-0
10/22/11	at LSU	3	2	1	1.0-1	0-0
10/29/11	OLE MISS	2	2	0	0.0-0	0-0
11/12/11	at Georgia	3	2	1	0.0-0	0-0
11/19/11	SAMFORD	7	6	1	0.0-0	0-0
11/26/11	ALABAMA	0	0	1	0.0-0	0-0
12/31/11	Virginia (Chick-fil-A)	0	0	0	0.0-0	0-0

team by the Alabama Sports Writers Association as a senior ... Ranked as the nation's No. 26 defensive end by Scout.com ... Listed as the nation's No. 35 defensive end by ESPN.com/Scouts, Inc. ... Listed as the No. 7 player from Alabama by SuperPrep ... Ranked 62nd among outside linebackers and 27th on the Alabama Postseason Top 40 by Rivals.com.

PERSONAL — Born March 19, 1991 ... Son of James and Debbie Ford ... Major: Liberal Arts.

FORD'S CAREER DEFENSIVE STATS


YEAR	G/GS	TT	UT	AT	TFL-YDS	QBS-YDS	FF/FR	PD	I/YDS
2009	13/0	12	5	7	2.5-17	1.0-10	0/0	1	1/3
2010	13/1	10	7	3	2.0-16	2.0-16	0/0	0	0/0
2011	3/0	7	6	1	2.0-4	1.0-3	0/0	0	0/0
Totals	28/1	29	18	11	6.5-36	4.0-29	0/0	1	1/3

FORD'S GAME-BY-GAME DEFENSIVE STATS

DATE	OPPONENT	TT	UT	AT	TFL-YDS	QBS-YDS
9/5/09	LOUISIANA TECH	1	0	1	0.0-0	0.0-0
9/12/09	MISSISSIPPI STATE	1	1	0	0.0-0	0.0-0
9/19/09	WEST VIRGINIA	0	0	0	0.0-0	0.0-0
9/26/09	BALL STATE	4	1	3	1.5-11	1.0-10
10/3/09	at Tennessee	0	0	0	0.0-0	0.0-0
10/10/09	at Arkansas	2	0	2	0.0-0	0.0-0
10/17/09	KENTUCKY	0	0	0	0.0-0	0.0-0
10/24/09	at LSU	0	0	0	0.0-0	0.0-0
10/31/09	OLE MISS	0	0	0	0.0-0	0.0-0
11/7/09	FURMAN	4	3	1	1.0-6	0.0-0
11/14/09	at Georgia	0	0	0	0.0-0	0.0-0
11/27/09	ALABAMA	0	0	0	0.0-0	0.0-0
1/1/10	Northwestern (Outback)	0	0	0	0.0-0	0.0-0

DATE	OPPONENT	TT	UT	AT	TFL-YDS	QBS-YDS
9/4/10	ARKANSAS STATE	0	0	0	0.0-0	0.0-0
9/9/10	at Mississippi State	0	0	0	0.0-0	0.0-0
9/18/10	CLEMSON				DID NOT PLAY	
9/25/10	SOUTH CAROLINA	0	0	0	0.0-0	0.0-0
10/2/10	* LOUISIANA-MONROE	4	3	1	0.0-0	0.0-0
10/9/10	at Kentucky	1	0	1	0.0-0	0.0-0
10/16/10	ARKANSAS	0	0	0	0.0-0	0.0-0
10/23/10	LSU	0	0	0	0.0-0	0.0-0
10/30/10	at Ole Miss	1	0	1	0.0-0	0.0-0
11/6/10	CHATTANOOGA	3	3	0	1.0-5	1.0-5
11/13/10	GEORGIA	1	1	0	1.0-11	1.0-11
11/26/10	at Alabama	0	0	0	0.0-0	0.0-0
12/4/10	South Carolina (SECCG)	1	0	1	0.0-0	0.0-0
1/10/11	Oregon (BCSNCG)	0	0	0	0.0-0	0.0-0

DATE	OPPONENT	TT	UT	AT	TFL-YDS	QBS-YDS
9/3/11	UTAH STATE	3	3	0	1.0-3	1.0-3
9/10/11	MISSISSIPPI STATE	3	2	1	1.0-1	0.0-0
9/17/11	at Clemson	1	1	0	0.0-0	0.0-0
9/24/11	FLORIDA ATLANTIC				DID NOT PLAY	
10/1/11	at South Carolina				DID NOT PLAY	
10/8/11	at Arkansas				DID NOT PLAY	
10/15/11	FLORIDA				DID NOT PLAY	
10/22/11	at LSU				DID NOT PLAY	
10/29/11	OLE MISS				DID NOT PLAY	
11/12/11	at Georgia				DID NOT PLAY	
11/19/11	SAMFORD				DID NOT PLAY	
11/26/11	ALABAMA				DID NOT PLAY	
12/31/11	Virginia (Chick-fil-A)				DID NOT PLAY	



DEE **#95**
FORD **DE**
 6-2 • 240 • Jr. • 2L
 Odenville, Ala. (St. Clair County)
 Liberal Arts

2011 — Played in three games before being sidelined for remainder of season with back injury ... Had seven tackles with 2.0 tackles for loss (-4) and one sack (-3) ... Also had four QB pressures which was tied for fourth most on team, despite playing in just three contests ... Posted three tackles and a sack against Utah State in the season opener ... Also credited with a pair of quarterback hurries ... Had three tackles and one TFL against Mississippi State ... Also credited with two quarterback hurries ... One tackle at Clemson.

2010 — Appeared in 13 games with one start and totaled 11 tackles with 2.0 TFL's, both sacks ... Saw playing time in season opener vs. Arkansas State but did not record a tackle ... Played in SEC opener at Mississippi State but did not register a tackle ... Did not play vs. Clemson ... Saw limited snaps vs. South Carolina ... Against ULM, earned first career start and equaled career-high with four tackles, three solo ... Also had two QB hurries ... Recorded one assisted tackle vs. Kentucky ... Played but did not have a tackle vs. Arkansas ... Saw snaps on defense but did not have a tackle vs. LSU ... Had one tackle vs. Ole Miss ... Against UTC, totaled three tackles, all solo, with one sack for minus 5 yards and a pair of QB hurries ... Against Georgia, only tackle of game was a solo sack for minus 11 yards ... Saw playing time vs. Alabama but did not have tackle ... Had one tackle in the win over South Carolina in SEC Championship Game ... Played but did not have a tackle vs. Oregon in the BCS National Championship Game.

2009 — Appeared in 13 games ... Totaled 12 tackles ... In first collegiate game, recorded one tackle with two QBH ... Had one tackle, solo, and one QB hurry in limited snaps vs. Mississippi State ... Had one QB hurry vs. West Virginia ... Against Ball State, had season highs with four tackles with one sack (minus 10 yards) and half a TFL (minus 1 yard) with one QB hurry ... Registered two tackles against Arkansas ... Saw playing time but did not record a tackle vs. LSU and Ole Miss ... Matched season-high with four tackles vs. Furman and added 1.0 TFL for minus 6 yards and a pair of QB hurries ... Also recorded first-career INT, picking off a deflected pass vs. Paladin ... Saw playing time vs. Georgia, but did not register a tackle ... Saw playing time vs. Alabama but did not record a tackle ... Played but did not register a tackle vs. Northwestern in Outback Bowl.

HIGH SCHOOL — High School Coach: Charlie Boren ... As a senior, had 90 tackles (40 solo, 50 assists), including 38 tackles for loss and 18 sacks, intercepted a pass and broke up three ... Selected 2008 Star of Alabama for his game against Hokes Bluff with 12 tackles including five sacks for a loss of 40 yards, and an interception ... As a junior, had 87 total tackles with 36 solo, 16 tackles for a loss and 12 sacks ... Named to the Class 4A All-State

Player Bios



KIEHL FRAZIER #10 QB
6-2 • 220 • Fr. • HS
Springdale, Ark. (Shiloh Christian)
Undecided

2011 — Played in all 13 games ... Third on team in rushing with 327 yards on 76 attempts ... Three rushing touchdowns ... 327 rushing yards is 10th most on school single-season rushing mark by a quarterback ... Was 5-of-12 passing for 34 yards and two interceptions ... Took one snap against Utah State, a trick play that resulted in a 25-yard completion from Clint Moseley to Onterio McCalebb ... Took one snap against Mississippi State, rushing for 3 yards ... The carry was the first of his Auburn career ... Rushed three times for 30 yards against FAU ... Also attempted the first pass of his career ... Rushed for career-best 48 yards on nine carries with a long of 22 against South Carolina ... Returning to the state of Arkansas for the first time, his 7-yard TD run with :02 left in the first quarter was the first touchdown of his career ... Earlier in the quarter, he completed his first career pass, a 14-yarder to Onterio McCalebb ... Finished the game with 13 carries for 54 yards and a seven-yard touchdown ... Completed one pass for no gain and rushed eight times for 41 yards in win over Florida ... Rushed for 31 yards on nine carries and completed 2-of-4 passes for 16 yards at LSU ... Rushed four times for 8 yards with a long carry of 7 yards in win over Ole Miss ... Carried once for 1 yard at Georgia ... Rushed for 48 yards on four carries against Samford ... Rushed for 28 yards on eight carries with a long rush of 12 against Alabama ... Career-high 16 rushing attempts for 55 yards and two rushing touchdowns in Chick-fil-A Bowl win against Virginia ... Scored on runs of 3 and 1 yard against Cavaliers.

HIGH SCHOOL — Named USA Today's National Offensive Player of the Year ... Listed as the nation's No. 2 quarterback by ESPN.com/Scouts Inc. and the No. 47 player overall on the ESPN 150 ... Ranked No. 4 nationally among quarterbacks by Scout.com ... Named the nation's No. 5 quarterback, the No. 2 player from the state of Arkansas and the No. 89 player nationally by Rivals.com ... Rated as the No. 4 dual threat quarterback in the nation, the No. 2 recruit from Arkansas and the No. 101 player overall nationally by 247Sports ... Ranked as the No. 2 combo passer and the No. 11 overall prospect in the MaxPreps Top 100 ... Named an All-American, the nation's No. 4 quarterback and the No. 1 recruit from Arkansas by SuperPrep and the No. 26 overall player nationally in the SuperPrep Elite 50 ... Named to the PrepStar Dream Team as the No. 100-ranked player in the nation ... Named to the Parade All-America team ... Played in the Under Armour All-American game ... Selected to play for USA Football's 2011 U.S. Under-19 National Team in the Team USA vs. the World game on Feb. 2 ... Ranked No. 42 in the Mobile Press-Register's Super Southeast 120 ... Named to the Orlando Sentinel's All-Southern Team as a first-team selection from Arkansas ... Led his team to Class 4A state championship each of the last three seasons, earning MVP honors all three years ... During senior season, passed for 2,975 yards and 42 touchdowns and rushed for 1,164 yards and 22 TDs.

PERSONAL — Born Oct. 2, 1992 ... Son of Robin and Layron Beach ... Major: Undecided.

FRAZIER'S CAREER PASSING STATS

YEAR	G/GS	CMP	ATT	PCT	YDS	INT	TD	LP/OPPONENT
2011	13/0	5	12	41.7	34	2	0	14/Arkansas and LSU

FRAZIER'S CAREER RUSHING STATS

YEAR	G/GS	NO	YDS	AVG	TD	LP/OPPONENT
2011	13/0	76	327	4.3	3	22/South Carolina

FRAZIER'S CAREER GAME HIGH STATS

	No.	Opponent	Date
Completions	2	2x (last at LSU)	10/22/11
Pass Attempts	4	2x (last at LSU)	10/22/11
Pass Yards	18	Arkansas	10/22/11
Pass TDs	0	--	--

	No.	Opponent	Date
Rush Attempts	16	Virginia (Chick-fil-A)	12/31/11
Rush Yards	58	Virginia (Chick-fil-A)	12/31/11
Rush TDs	2	Virginia (Chick-fil-A)	12/31/11

FRAZIER'S GAME-BY-GAME PASSING STATS

DATE	OPPONENT	CMP	ATT	YDS	INT	TD	TD Pass
9/3/11	UTAH STATE	0	0	0	0	0	--
9/10/11	MISSISSIPPI STATE	0	0	0	0	0	--
9/17/11	at Clemson	0	0	0	0	0	--
9/24/11	FLORIDA ATLANTIC	0	1	0	0	0	--
10/1/11	at South Carolina	0	0	0	0	0	--
10/8/11	at Arkansas	2	4	18	2	0	--
10/15/11	FLORIDA	1	1	0	0	0	--
10/22/11	at LSU	2	4	16	0	0	--
10/29/11	OLE MISS	0	0	0	0	0	--
11/12/11	at Georgia	0	0	0	0	0	--
11/19/11	SAMFORD	0	0	0	0	0	--
11/26/11	ALABAMA	0	2	0	0	0	--
12/31/11	Virginia (Chick-fil-A)	0	0	0	0	0	--

FRAZIER'S GAME-BY-GAME RUSHING STATS

DATE	OPPONENT	ATT	YDS	Avg.	TD	TD Runs
9/4/10	UTAH STATE	0	0	0.0	0	--
9/9/10	MISSISSIPPI STATE	0	0	0.0	0	--
9/18/10	at Clemson	1	3	0.0	0	--
9/25/10	FLORIDA ATLANTIC	3	30	10.0	0	--
10/1/11	at South Carolina	8	48	5.3	0	--
10/8/11	at Arkansas	13	54	4.2	1	7
10/15/11	FLORIDA	8	41	5.1	0	--
10/22/11	at LSU	9	31	3.4	0	--
10/29/11	OLE MISS	4	8	2.0	0	--
11/12/11	at Georgia	1	1	1.0	0	--
11/19/11	SAMFORD	4	28	7.0	0	--
11/26/11	ALABAMA	8	28	3.5	0	--
12/31/11	Virginia (Chick-fil-A)	16	55	3.4	2	3, 1



ELTORO FREEMAN #21 LB
5-11 • 221 • Sr. • 2L
Alexander City, Ala. (Miss. Gulf Coast CC)
Graduate

2011 — Phil Steele All-SEC Third Team ... Played in 12 games with seven starts ... Fifth on team with 58 tackles ... Second on team with 9.5 tackles for loss (-30) and 3.0 quarterback sacks (-9) ... Led team with two fumble recoveries, while also forcing two fumbles ... All 9.5 TFL came in league games, the eighth-best total in the SEC ... Made his season debut against Mississippi State, posting four tackles, including a half tackle for loss ... Two tackles at Clemson ... Saw time against FAU ... Had a pair of tackles in win over South Carolina ... Totaled seven tackles and two TFL at Arkansas ... Made his first start of the season against Florida and tallied three tackles including his first sack of the year ... Eight tackles, including two TFL for four yards at LSU ... Posted team-best 11 tackles along with two sacks and one forced fumble against Ole Miss ... Eight tackles and 1.5 TFL for 8 yards at Georgia ... Also forced one fumble and became the first Auburn player since 2006 to recover two fumbles in one game ... Four stops against Alabama ... Four tackles in bowl win against Virginia.

2010 — Appeared in 12 games with five starts ... Totaled 37 tackles with 4.0 TFLs and 1.0 sack ... Started season opener vs. Arkansas State and registered six tackles with a TFL (minus 4 yards) and one QB hurry ... In SEC opener at Mississippi State, led AU in tackles with nine stops, including six solo tackles ... Also had one 1.0 TFL for minus 1 yard vs. MSU ... Saw limited snaps vs. Clemson and did not make a tackle ... Played vs. South Carolina but did not have a tackle ... Against ULM, totaled three tackles, all solo stops, in limited snaps ... Did not play vs. Kentucky and Arkansas ... Saw snaps vs. LSU but did not have a tackle ... Played vs. Ole Miss but did not register a tackle ... Against UTC, started and led all tacklers with eight stops ... Played vs. Georgia but did not have a tackle ... Started vs. Alabama

Player Bios

and tied season high with nine tackles ... Recorded first sack of season (minus 3 yards) and tied career best with a pair of TFLs (minus 5 yards) ... Part of AU defense that held Alabama to 67 yards total offense in second half ... Started and had one tackle in win over South Carolina in SEC Championship Game ... Registered one solo tackle vs. Oregon in BCS National Championship Game.

2009 — Appeared in 10 games with seven starts ... Totaled 31 tackles ... Did not play in season opener vs. Louisiana Tech ... In first collegiate action, recorded six tackles vs. Mississippi State ... Earned first career start vs. West Virginia and had one solo tackle ... Started vs. LSU and recorded season-high 12 tackles with a sack (minus 10 yards) and 2.0 TFLs (minus 12 yards), both first of AU career ... Tied for team high with nine tackles vs. Ole Miss ... Six of nine tackles vs. Rebels were solo ... Also had one QB hurry vs. Rebels ... Started vs. Furman, but did not record a tackle in limited snaps ... Totaled a pair of tackles vs. Georgia before leaving in first half with injury ... Did not play vs. Alabama due to injury ... Had one solo tackle vs. Northwestern in Outback Bowl.

SPRING 2009 — Participated in spring drills at Auburn after enrolling in January
JUNIOR COLLEGE — Junior College Coach: Steve Campbell ... Played at Mississippi Gulf Coast CC in Perkinston, Miss. As a freshman in 2007, helped Mississippi Gulf Coast to National Championship Redshirted in 2008.

HIGH SCHOOL — High School Coach: Carl Martin ... Recorded 140 tackles and 10 sacks at linebacker his senior year, while taking 15 carries for 223 yards and three scores at running back ... Recorded 100 tackles, including 52 for losses his junior year ... Named a PrepStar All-American recruit ... Listed as tenth-ranked prospect in state of Alabama by The Birmingham News ... Ranked No. 19 nationally at outside linebacker and the No. 10 overall recruit in Alabama by rivals.com ... Ranked No. 20 among outside linebackers by ESPN.com ... Selected by the AHSAA to play in the Alabama North/South All-Star game as a junior ... Named Birmingham News and ASWA Class 5A All-State ... Selected as a member of the Atlanta Journal-Constitution Super Southern 100 ... Ranked the No. 78 prospect in the Mobile Register's Super Southeast 120 ... Named a Birmingham News Super Senior before the 2006 campaign.

PERSONAL — Born May 7, 1989 ... Son of Greta and Rome Freeman ... Graduated in December 2011 with a degree in Exercise Science.

10/30/10	at Ole Miss	0	0	0	0.0-0	0.0-0
11/6/10	* CHATTANOOGA	8	3	5	0.0-0	0.0-0
11/13/10	GEORGIA	0	0	0	0.0-0	0.0-0
11/26/10	* at Alabama	9	6	3	2.0-5	1.0-3
12/4/10	South Carolina (SECCG)	1	0	1	0.0-0	0.0-0
1/10/11	Oregon (BCSNCG)	1	1	0	0.0-0	0.0-0

DATE	OPPONENT	TT	UT	AT	TFL-YDS	QBS-YDS
9/3/11	UTAH STATE					
9/10/11	MISSISSIPPI STATE	4	3	1	0.5-3	0.0-0
9/17/11	at Clemson	2	0	2	0.0-0	0.0-0
9/24/11	FLORIDA ATLANTIC	0	0	0	0.0-0	0.0-0
10/1/11	at South Carolina	2	2	0	0.0-0	0.0-0
10/8/11	at Arkansas	7	4	3	2.0-4	0.0-0
10/15/11	* FLORIDA	3	2	1	1.5-3	1.0-1
10/22/11	* at LSU	8	2	6	2.0-4	0.0-0
10/29/11	* OLE MISS	11	9	2	2.0-8	2.0-8
11/12/11	* at Georgia	8	5	3	1.5-8	0.0-0
11/19/11	* SAMFORD	5	3	2	0.0-0	0.0-0
11/26/11	* ALABAMA	4	3	1	0.0-0	0.0-0
12/31/11	* Virginia (Chick-fil-A)	4	4	0	0.0-0	0.0-0



BRANDON

#11

FULSE

TE

6-4 • 238 • Fr. • HS

Ft. Meade, Fla. (Ft. Meade)

Undecided

FREEMAN'S CAREER DEFENSIVE STATS

YEAR	G/GS	TT	UT	AT	TFL-YDS	QBS-YDS	FF/FR	PD	I/YDS
2009	10/7	31	15	16	2.0-12	1.0-10	0/0	0	0/0
2010	12/5	37	22	15	4.0-10	1.0-3	0/0	0	0/0
2011	12/7	58	35	23	9.5-30	3.0-9	2/2	2	0/0
Totals	34/19	126	72	54	15.5-52	5.0-22	2/2	2	0/0

FREEMAN'S CAREER GAME HIGH STATS

	No.	Opponent	Date
Tackles	12	LSU	10/24/09
TFL's	2.0	4x (last vs. Ole Miss)	10/29/11
Sacks	2.0	Ole Miss	10/29/11

FREEMAN'S GAME-BY-GAME DEFENSIVE STATS

DATE	OPPONENT	TT	UT	AT	TFL-YDS	QBS-YDS
9/5/09	LOUISIANA TECH					
9/12/09	MISSISSIPPI STATE	6	2	4	0.0-0	0.0-0
9/19/09	* WEST VIRGINIA	1	1	0	0.0-0	0.0-0
9/26/09	* BALL STATE	0	0	0	0.0-0	0.0-0
10/3/09	* at Tennessee	0	0	0	0.0-0	0.0-0
10/10/09	at Arkansas					
10/17/09	KENTUCKY	0	0	0	0.0-0	0.0-0
10/24/09	* at LSU	12	5	7	2.0-12	1.0-10
10/31/09	* OLE MISS	9	6	3	0.0-0	0.0-0
11/7/09	* FURMAN	0	0	0	0.0-0	0.0-0
11/14/09	* at Georgia	2	0	2	0.0-0	0.0-0
11/27/09	ALABAMA					
1/1/10	Northwestern (Outback)	1	1	0	0.0-0	0.0-0

DATE	OPPONENT	TT	UT	AT	TFL-YDS	QBS-YDS
9/4/10	* ARKANSAS STATE	6	3	3	1.0-4	0.0-0
9/9/10	* at Mississippi State	9	6	3	1.0-1	0.0-0
9/18/10	CLEMSON	0	0	0	0.0-0	0.0-0
9/25/10	SOUTH CAROLINA	0	0	0	0.0-0	0.0-0
10/2/10	LOUISIANA-MONROE	3	3	0	0.0-0	0.0-0
10/9/10	at Kentucky					
10/16/10	ARKANSAS					
10/23/10	LSU	0	0	0	0.0-0	0.0-0


2011 — Played in 13 games with two starts ... Two catches for 12 yards ... Also returned two kickoffs for 9 yards ... Made his first career start against Florida Atlantic ... Finished FAU game with two catches for 12 yards ... Started for the second straight week at South Carolina ... Saw snaps in the last eight games of the season in various packages and on special teams ... Also saw action on special teams.

HIGH SCHOOL — Listed as the nation's No. 5 tight end by ESPN.com/Scouts Inc. and the No. 94 player overall on the ESPNU 150 ... Rated as the No. 8 tight end in the nation, the No. 28 recruit from Florida and the No. 150 player overall nationally by 247Sports ... Named the nation's No. 10 tight end, the No. 30 player from the state of Florida and the No. 162 player in the nation overall by Rivals.com ... Rated seventh nationally among tight ends by MaxPreps ... Ranked No. 13 nationally among tight ends by Scout.com ... Named a PrepStar All-American ... Rated as the No. 63 recruit from Florida by SuperPrep ... Selected to play in the 2011 Under Armour All-America game ... Ranked No. 65 in the Mobile Press-Register's Super Southeast 120 ... Had 43 catches for 730 yards and 10 touchdowns as a senior while recording eight sacks on defense ... As a junior, had 20 catches for 265 yards and two scores while collecting 70 tackles, 18 tackles for loss and 10 sacks.

PERSONAL — Born Aug. 5, 1992 ... Son of Chad Fulse and Diana Clark ... Major: Undecided.

*****FULSE RECEIVING STATS AND GAME-BY-GAME STATS *****


Player Bios



JUSTIN #26

GARRETT LB

6-1 • 198 • Fr. • HS
Tucker, Ga. (Tucker)
Undecided



COREY #20

GRANT RB

5-11 • 193 • Fr. • TR
Opelika, Ala. (Opelika)
Undecided

2011 — Saw action in nine games with one start ... Nine tackles on season, with one TFL (-1) ... Had one tackle in the opener with Utah State ... Saw playing time against Mississippi State ... Recorded one tackle at Clemson ... Missed five games due to injury ... Returned to action against Ole Miss ... Had one tackle against the Rebels ... One tackle against Georgia ... Made first career start against Samford, finishing with five tackles, including one TFL (-1).

HIGH SCHOOL — Ranked No. 12 nationally among outside linebackers by Scout.com ... Listed as the nation's No. 84 outside linebacker by ESPN.com/Scouts Inc. ... Named the nation's No. 65 player from the state of Georgia by Rivals.com ... Rated as the No. 56 recruit from Georgia by SuperPrep ... Named to the All-Southeast Region team by PrepStar ... Ranked No. 46 on the Atlanta Journal Constitution's Feb 50 ... Selected to play in the Offense-Defense Bowl in Myrtle Beach, S.C., following his senior season ... Named to the All-DeKalb County team as a senior after collecting 70 tackles including four sacks and forcing two fumbles.

PERSONAL — Born July 19, 1993 ... Son of Carl and Debbie Garrett ... Major: Undecided.

GARRETT'S CAREER DEFENSIVE STATS

YEAR	G/GS	TT	UT	AT	TFL-YDS	QBS-YDS	FF/FR	PD	I/YDS
2011	9/1	9	6	3	1.0-1	0.0-0	0/0	0	0/0

GARRETT'S CAREER GAME HIGH STATS

	No.	Opponent	Date
Tackles	5	Samford	11/19/11
Tackles for Loss	1.0	Samford	11/19/11

GARRETT'S GAME-BY-GAME DEFENSIVE STATS

DATE	OPPONENT	TT	UT	AT	TFL-YDS	QBS-YDS
9/3/11	UTAH STATE	1	1	0	0.0-0	0.0-0
9/10/11	MISSISSIPPI STATE	0	0	0	0.0-0	0.0-0
9/17/11	at Clemson	1	1	0	0.0-0	0.0-0
9/24/11	FLORIDA ATLANTIC				DID NOT PLAY	
10/1/11	at South Carolina				DID NOT PLAY	
10/8/11	at Arkansas				DID NOT PLAY	
10/15/11	FLORIDA				DID NOT PLAY	
10/22/11	at LSU				DID NOT PLAY	
10/29/11	OLE MISS	1	1	0	0.0-0	0.0-0
11/12/11	at Georgia	1	0	1	0.0-0	0.0-0
11/19/11	* SAMFORD	5	3	2	1.0-1	0.0-0
11/26/11	ALABAMA	0	0	0	0.0-0	0.0-0
12/31/11	Virginia (Chick-fil-A)	0	0	0	0.0-0	0.0-0

2011 — Sat out to satisfy NCAA transfer rules.

2010 (ALABAMA) — Redshirted.

HIGH SCHOOL — Attended Opelika High School in Opelika, Ala. ... Ranked a four-star prospect by Rivals.com and Scout.com ... Ranked as the nation's No. 5 all-purpose running back by Rivals.com and a member of the Rivals250 ... Listed as the No. 23 running back prospect nationally by both ESPN.com and Scout.com ... No. 7 on The Mobile Press-Register's Elite 18 in Alabama ... Also rated No. 71 in the Press-Register's Super Southeast 120 ... The No. 11 player in The Birmingham News Super Senior post-season rankings ... SuperPrep magazine All-American ... The publication ranked Grant as the state's No. 6 player and the country's No. 14 running back ... A PrepStar All-American at running back ... Played in the 2010 Alabama/Mississippi All-Star Game ... two-time defending Alabama 6A State 100-meter champion and also won the 2009 200 meters ... Rushed for 812 yards and 11 touchdowns while splitting time at running back and wide receiver and catching 16 passes for 235 yards and two more scores ... 2009 Class 6A honorable mention ASWA All-State selection ... Rushed for 724 yards and 14 touchdowns as a junior in 2008 while averaging 8.2 yards per carry ... Also averaged 28.4 yards per punt return with two scores.

PERSONAL — Born December 19, 1991 ... Son of Deborah and Ike Grant ... Major: Undecided.



A.J. #77

GREENE OL

6-5 • 295 • Sr. • 1L
Madison, Tenn. (Brentwood Academy)
Anthropology

CAREER — Appeared in 20 games with 16 starts.

2011 — Played in 13 games with 12 starts ... Part of an offensive line that paved the way for Auburn to finish fourth in the SEC in rushing, while helping running back Michael Dyer to rush for the second-highest total in the SEC (1,242 yards) ... Saw snaps on the offensive line against Utah State ... Got the start at right tackle against Mississippi State ... Start vs. MSU was his first start since Clemson in September 2010 ... Made his second-straight start at left tackle against Clemson ... Third consecutive start at left tackle in win over FAU ... Started at South Carolina ... Was the starter at left tackle at Arkansas and at home against Florida ... Made the start at left tackle on the road at LSU and at home in win over Ole Miss ... Starter at left tackle against Georgia, Samford, Alabama and Virginia (Chick-fil-A Bowl).

2010 — Started first three games of season before sustaining season-ending injury vs. Clemson ... Made first career start in season opener vs. Arkansas State ... Was part of o-line that totaled 608 yards of total offense vs. ASU ... In SEC opener at Mississippi State, part of o-line that helped Tigers rush for 190 yards and average 5.2 yards per play ... Started vs. Clemson and was part of o-line that helped Tigers amass 424 yards total offense including 221 rushing yards ... Left game in second half vs. Clemson due to injury.

2009 — Appeared in two games, seeing time against Mississippi State and Furman.

2008 — Did not play.

HIGH SCHOOL — High School Coach: Carlton Flatt ... Recorded 46 tackles and six sacks while helping Brentwood Academy to the Div. II Class 3A State Championship

Player Bios

his senior year ... Named a finalist for Div. II, Class 3A Lineman of the Year in 2006 ... Attended the same high school as current Tiger Mike Berry and former Tiger King Dunlap.

PERSONAL — Born September 25, 1989 ... Son of Sonya Farley-Greene and Aubrey Greene Sr. ... Major: Anthropology.



JOSH #61

HARRIS DS

6-1 • 224 • Sr. • 2L
Carrollton, Ga. (Carrollton)
Graduate

CAREER — AU's deep snapper for three seasons ... Awarded scholarship by coaches in August 2010 ... Six career special teams tackles.

2011 — SEC Academic Honor Roll ... Deep snapper on all field goal, PAT's and punts ... Had three special teams tackles ... Posted a special teams tackle against Utah State, Mississippi State and Alabama.


2010 — Deep snapper on all field goal, PAT's and punts.

2009 — SEC Academic Honor Roll ... Appeared in all 13 games ... Deep snapper on field goal attempts, PAT and punts.

2008 — SEC Academic Honor Roll ... Did not play.

HIGH SCHOOL — High School Coach: Rayvan Teague.

PERSONAL — Born April 27, 1989 ... Son of Lori and John Harris ... Graduated in December 2011 with a degree in Political Science.



GARRETT #86


HARPER WR

5-9 • 180 • Fr. • HS
Springdale, Ark. (Shiloh Christian)
Pre-Business

2011 — Saw action in nine games, primarily on special teams ... Blocked and recovered punt in first quarter of Chick-fil-A Bowl at Virginia 16-yard line set up Auburn's first score of the game ... It was the first blocked punt by an Auburn player since the 2010 Arkansas game.

HIGH SCHOOL — High School Coach: Josh Floyd

PERSONAL — Born Oct. 22, 1992 ... Son of Karyn and Craig Harper ... Major: Pre-Business.



JAKE #5


HOLLAND LB

6-1 • 235 • So. • 1L
Pelham, Ala. (Pelham)
Pre-Building Science

2011 — Played in 12 games with six starts ... Eighth on the team with 43 tackles ... Also had 3.5 tackles for loss (-14) with two interceptions and four quarterback hurries ... Made his first career start against Utah State ... Totaled career-best 11 tackles with two tackles for loss ... Had just 12 career tackles prior to opener ... Had five tackles against Mississippi State ... Also credited with half a tackle for loss against the Bulldogs ... Added two QB hurries ... Seven tackles and one break-up at Clemson ... First career interception against Florida Atlantic ... Added three tackles, one for loss ... Six tackles and a forced fumble in win over South Carolina ... Two tackles at Arkansas ... Three tackles and one QB hurry against Florida ... Two tackles on the road at LSU ... Saw action against Georgia ... Two tackles against Samford ... Saw snaps against Alabama ... Two stops, including an interception in Chick-fil-A Bowl victory against Virginia.

2010 — Played in nine games and totaled 12 tackles with 2.0 TFLs and 1.0 sack ... Saw first action of the season vs. ULM ... Totaled three tackles, all solo, with a sack (minus 3 yards) and a fumble recovery ... Saw limited snaps vs. Kentucky ... Had one PBU in limited action vs. Arkansas ... Registered one tackle vs. LSU in limited snaps ... Had one tackle in limited snaps vs. Ole Miss ... Against UTC, matched season total entering game with five tackles, with three coming on solo stops ... Played vs. Georgia but did not have a tackle ... In SEC Championship Game vs. South Carolina, totaled two tackles with a TFL for minus 1 yard and a QB hurry ... Had limited snaps vs. Oregon in BCS National Championship Game.

HIGH SCHOOL — High School Coach: Brett Burnett ... No. 8-rated inside linebacker and the No. 10 player in Alabama by Rivals.com ... No. 8-rated middle linebacker by ESPN.com/Scouts Inc. ... No. 12-rated middle linebacker by Scout.com ... Ranked as the No. 12 player in Alabama by SuperPrep ... Named to the All-Southeast Region team by PrepStar ... Ranked 20th among middle linebackers by Tom Lemming on Maxpreps.com ... Selected to the 2009 6A All-State Team by the Alabama Sports Writers Association as a senior ... Was a participant in the 2010 Under Armour All-



KEYMIYA #45

HARRELL DE

6-4 • 225 • Fr. • HS
Plantersville, Ala. (Dallas County)
Undecided

2011 — Did not play.

HIGH SCHOOL — Rated the No. 27 weakside defensive end in the nation and the No. 14 overall prospect in Alabama by Rivals.com ... Ranked No. 39 defensive end in the nation by ESPN.com/Scouts, Inc. ... Ranked No. 62 nationally among defensive ends and the No. 26 player in the state of Alabama by Scout.com ... Listed as the No. 18 recruit from Alabama by SuperPrep ... Named to the All-Southeast Region team by PrepStar ... Ranked No. 14 on the Mobile Press-Register's Elite 18 ... Ranked No. 22 on the Birmingham News' list of the Alabama Super Seniors ... Led team in tackles in 2010 with 57 ... Also had four sacks for minus 28 yards in 2010 with one blocked punt and two fumble recoveries ... Recorded 75 tackles, nine sacks and five blocked punts in 2009 ... Was also a punter and played tight end as freshman ... Also plays center on Dallas County basketball team that is currently ranked No. 4 in the state ... Averaged 10 points and 10 rebounds per game as a junior.

PERSONAL — Born Feb. 25, 1992 ... Son of Chris Harrell ... Major: Undecided.

Player Bios

American game ... No. 10 on the Birmingham News' list of the Alabama Super Seniors ... Ranked 12th on the Mobile Press Register's 2009 Elite 18 ... No. 109 on the Mobile Press Register's Super Southeast 120 ... Member of the Orlando Sentinel's 2009 All-Southern football team ... Finished his high school career with 351 tackles ... Totaled 153 tackles, 16 tackles for loss, a sack, four pass breakups, four forced fumbles, three interceptions and three fumble recoveries as a senior ... Racked up 129 tackles (74 solo) as a junior to go along with two sacks, eight quarterback hurries, one interception, one fumble recovery and five forced fumbles.

PERSONAL — Born Sept. 9, 1991 ... Son of Jeff and Terri Holland and Reid and Kimberly Hopkins ... Major: Pre-Building Science.

HOLLAND'S CAREER DEFENSIVE STATS

YEAR	G/GS	TT	UT	AT	TFL-YDS	QBS-YDS	FF/FR	PD	I/YDS
2010	9/0	12	7	5	2.0-3	1.0-2	0/1	1	0/0
2011	12/6	43	26	17	3.5-14	0.0-0	1/0	1	2/5
Totals	21/6	55	33	22	5.5-17	1.0-2	1/1	2	2/5

HOLLAND'S CAREER GAME HIGH STATS

	No.	Opponent	Date
Tackles	11	Utah State	9/3/11
TFL's	2.0	Utah State	9/3/11
Sacks	1.0	ULM	10/2/10

HOLLAND'S CAREER DEFENSIVE STATS

DATE	OPPONENT	TT	UT	AT	TFL-YDS	QBS-YDS
9/4/10	ARKANSAS STATE				DID NOT PLAY	
9/9/10	at Mississippi State				DID NOT PLAY	
9/18/10	CLEMSON				DID NOT PLAY	
9/25/10	SOUTH CAROLINA				DID NOT PLAY	
10/2/10	LOUISIANA-MONROE	3	3	0	1.0-3	1.0-3
10/9/10	at Kentucky	0	0	0	0.0-0	0.0-0
10/16/10	ARKANSAS	0	0	0	0.0-0	0.0-0
10/23/10	LSU	1	0	1	0.0-0	0.0-0
10/30/10	at Ole Miss	1	0	1	0.0-0	0.0-0
11/6/10	CHATTANOOGA	5	3	2	0.0-0	0.0-0
11/13/10	GEORGIA	0	0	0	0.0-0	0.0-0
11/26/10	at Alabama				DID NOT PLAY	
12/4/10	South Carolina (SECCG)	2	1	1	1.0-1	0.0-0
1/10/11	Oregon (BCSNCG)	0	0	0	0.0-0	0.0-0

DATE	OPPONENT	TT	UT	AT	TFL-YDS	QBS-YDS
9/3/11	* UTAH STATE	11	4	7	2.0-7	0.0-0
9/10/11	* MISSISSIPPI STATE	5	4	1	0.5-0	0.0-0
9/17/11	* at Clemson	7	5	2	0.0-0	0.0-0
9/24/11	* FLORIDA ATLANTIC	3	2	1	1.0-7	0.0-0
10/1/11	* at South Carolina	6	4	2	0.0-0	0.0-0
10/8/11	* at Arkansas	2	0	2	0.0-0	0.0-0
10/15/11	FLORIDA	3	3	0	0.0-0	0.0-0
10/22/11	at LSU	2	0	2	0.0-0	0.0-0
10/29/11	OLE MISS				DID NOT PLAY	
11/12/11	at Georgia	0	0	0	0.0-0	0.0-0
11/19/11	SAMFORD	2	2	0	0.0-0	0.0-0
11/26/11	ALABAMA	0	0	0	0.0-0	0.0-0
12/31/11	Virginia (Chick-fil-A)	2	2	0	0.0-0	0.0-0



DAVIS

#45

HOOPER

RB

5-11 • 215 • Sr. • 1L

Montgomery, Ala. (Trinity Presbyterian)

Graduate

2011 — Missed first 12 games of season after suffering a preseason injury ... Saw action in Chick-fil-A Bowl win against Virginia ... Awarded scholarship in August 2011.

2010 — Appeared in four games and totaled 37 yards on 12 carries ... Carried five times for 15 yards in season opener vs. Arkansas State ... Against UTC, had two carries for 2 yards.

2009 — Appeared in three games, Ball State, Tennessee and Furman.

HIGH SCHOOL — High School Coach: Randy Ragsdale ... All-State ... All-Metro ... All-Capital City Conference ... Perseverance Award from Quarterback Club ... Helped lead team to a state championship ... All-State and All-Metro in Baseball

PERSONAL — Born March 16, 1988 ... Son of Thomas and Perry Hooper ... Graduated in December 2011 with a degree in Finance.

HOOPER'S CAREER RUSHING STATS

YEAR	G/GS	NO	YDS	AVG	TD	LP/OPPONENT
2009	3/0	3	1	0.3	0	2/Furman
2010	4/0	12	37	3.1	0	6/Arkansas State
2011	1/0	0	0	0.0	0	--
Totals	8/0	15	38	2.5	0	6/Arkansas State



CHRIS

#40

HUMPHRIES

RB

6-2 • 223 • Sr. • 2L

Somerville, Ala. (Brewer)

Agricultural Economics

2012 — Played in 12 games ... Saw playing time on special teams in all eight games up to Ole Miss ... Missed Ole Miss game due to injury ... Returned to action against Georgia ... Saw snaps on special teams against Samford, Alabama and Virginia.

2010 — Appeared in nine games and totaled four tackles ... Saw limited playing time in season opener vs. Arkansas State but did not record a tackle ... Played in SEC opener at Mississippi State, seeing snaps on special teams but did not record a tackle ... Did not play vs. Clemson ... Saw time on special teams vs. South Carolina ... Against ULM, saw extended snaps and totaled career-best three tackles and first career fumble recovery ... Did not play vs. Kentucky ... Saw time on special teams vs. Arkansas ... Played vs. LSU but did not have a tackle ... Saw playing time vs. Ole Miss ... Had one solo tackle vs. UTC ... Saw time vs. South Carolina in SEC Championship Game.

2009 — Saw action in 11 games, primarily on special teams ... Had eight tackles, including one tackle for loss and one forced fumble ... Third on team with six special teams tackles ... Career-high three tackles, all on special teams, in Outback Bowl victory over Northwestern ... Had two stops against Mississippi State and one each versus Louisiana Tech, Arkansas and Ole Miss ... Tackle versus Louisiana Tech was a tackle for loss (-1 yard) ... Forced a fumble on a vicious hit on the opening kickoff against Ole Miss that set the tone for the game for Tigers.

HIGH SCHOOL — High School Coach: Billy Coleman ... Four year All-Area ... Wendy's High School Heisman Nominee ... Defensive Player of the Year Hartselle Region as a junior ... Defensive Player of the Year Runner-up Hartselle Region as a senior ... Ranked third as a senior on ESPN Recruit Tracker for MLB.

PERSONAL — Born Nov. 1, 1988 ... Son of Randy and Kim Humphries ... Major: Agricultural Economics.

Player Bios

HUMPHRIES' CAREER DEFENSIVE STATS

YEAR	G/GS	TT	UT	AT	TFL-YDS	QBS-YDS	FF/FR	PD	I/YDS
2009	11/0	8	6	2	1.0-1	0.0-0	1/0	0	0/0
2010	9/0	4	2	2	0.0-0	0.0-0	0/1	0	0/0
2011	12/0	0	0	0	0.0-0	0.0-0	0/0	0	0/0
Totals	32/0	12	8	4	1.0-1	0.0-0	1/1	0	0/0



COREY

#55

LEMONIER

DE

6-4 • 228 • So. • 1L

Hialeah, Fla. (Hialeah)

Pre-Business

2011 — Coaches First Team All-SEC ... AP All-SEC Second Team ... SEC Coaches Pre-Season Third Team ... Phil Steele All-SEC First Team ... Phil Steele Third-Team All-America ... Phil Steele Midseason All-SEC First Team and Honorable Mention All-American ... SEC Defensive Player of the Week (10/17) ... Sixth on team with 47 tackles, while leading team with 13.5 TFL (-79), 9.5 sacks (-66), and 15 quarterback hurries ... Tied for fourth in the SEC and tied for 16th nationally with 9.5 sacks ... Tied for eighth in SEC with 13.5 TFL ... Totaled three tackles in the opener with Utah State ... Also added a pair of quarterback hurries ... Five tackles and one sack against Mississippi State ... Totaled two tackles for loss ... Forced one fumble and also credited with a QB hurry against the Bulldogs ... Sack was first since October 2, 2010 vs. ULM ... Started at Clemson ... Team-high six tackles to go with one sack and two tackles for loss against Florida Atlantic ... Registered a sack and blocked an extra point against South Carolina ... Four tackles, including one sack and two TFL at Arkansas ... Also forced a fumble and credited with a QB hurry against the Razorbacks ... Led Auburn defense with six tackles, including 3.0 tackles for loss (minus 20), including 2.0 quarterback sacks (minus 16) and four quarterback hurries against Florida ... Named Rivals.com's SEC Player of the Week and SEC Defensive Player of the Week for his efforts ... Tied career high in tackles and set career-bests in TFLs and sacks ... Had recorded at least one sack in four-straight games, including 8.0 TFL in that stretch ... First Auburn player to accomplish that feat since Antonio Coleman had at least one sack in six-straight games from 10/24/09-1/1/10 ... Totaled five tackles at LSU ... Posted three tackles and half a sack against Ole Miss ... Also picked up a fumble and returned it nine yards ... Totaled six tackles and two sacks in loss at Georgia ... Forced two fumbles in the first half, becoming the first Auburn player to accomplish the feat since Quentin Groves in 2006 at Alabama ... Two QB hurries against Samford ... Totaled four tackles and one sack against Alabama ... Forced a fumble on the lone sack that was recovered in the end zone for a touchdown ... Three tackles in Chick-fil-A Bowl win over Virginia.

2010 — SEC Coaches' All-Freshman Team ... Appeared in 14 games with one start and totaled 17 tackles with 5.0 TFLs and 2.0 sacks ... In season opener vs. Arkansas State, recorded a pair of QB hurries and one tackle in limited action ... In SEC opener at Mississippi State, recorded first career forced fumble which led to AU field goal and a 17-7 lead ... Also totaled one tackle vs. MSU ... Recorded one assisted tackle vs. Clemson ... Against South Carolina, recorded two tackles with first career sack (minus 8 yards) ... Against ULM, recorded career best three tackles and 2.0 TFLs (minus 8 yards) with a sack (minus 5 yards) ... Also had two QB hurries ... Saw playing time but did not have a tackle vs. Kentucky ... Played but did not record a tackle vs. Arkansas ... Saw snaps on defense vs. LSU but did not have a tackle ... Against Ole Miss, registered a TFL for minus 4 yards to go with a pair of solo tackles ... Earned first start of career vs. UTC, had one QB hurry ... Against Georgia, had one tackle and one QB hurry ... Had one tackle vs. Alabama and helped hold Tide to 67 yards total offense in second half ... In SEC Championship Game vs. South Carolina, had a pair of tackles, both solo stops ... Against Oregon in BCS National Championship Game, totaled three tackles, tying season high, and one TFL for minus 3 yards.

HIGH SCHOOL — High School Coach: Marc Berman ... No. 35-ranked player in the nation, No. 3 weakside defensive end and No. 4 player in Florida by Rivals.com ... Ranked 46th overall, No. 7 defensive end and No. 6 player in Florida by Scout.com ... Ranked No. 94 on the ESPN 150 ... Ranked as the No. 9 defensive end in the nation by ESPN.com/Scouts, Inc. ... Ranked No. 44 on the SuperPrep Elite 50 and the No. 11 defensive lineman and No. 4 player in Florida ... Named to the PrepStar Dream Team as the No. 108-ranked player in the nation ... Ranked No. 5 in the Orlando Sentinel's Florida Top 100 ... 2010 Under Armour All-American Game participant ... No. 13 on the Mobile Press-Register's 2010 Super Southeast 120 ... Selected to compete in the "Team USA vs. The World" all-star game ... Registered 50 tackles and 10 sacks as a junior.

PERSONAL — Born Nov. 19, 1991 ... Son of Henry and Francoise Lemonier ... Major: Pre-Business.



BOBBY

#67

INGALLS

OL

6-7 • 325 • Sr. • SQ

Gardendale, Ala. (Gardendale)

Philosophy

2011 — Saw action in five games as a reserve offensive lineman, playing against Florida, Ole Miss, Samford, Alabama at Virginia.

HIGH SCHOOL — Played for coach Chris Fancher.

PERSONAL — Born May 16, 1989 ... Son of Cathy and Jim Ingalls ... Major: Philosophy.



CHRIS

#33

LANDRUM

LB

6-3 • 235 • Fr. • HS

Sweetwater, Ala. (Sweetwater)

Undecided

2011 — Did not played.

HIGH SCHOOL — Listed as the No. 48 player at OLB nationally and No. 19 player in Alabama by Rivals.com ... Rated the No. 22 prospect at outside linebacker nationally and the No. 11 player in the state of Alabama by Scout.com ... Ranked 105th at outside linebacker nationally by ESPN.com/Scouts, Inc. ... Listed as the No. 10 recruit from Alabama by SuperPrep ... Named to the All-Southeast Region team by PrepStar ... Ranked No. 13 on the Birmingham News' list of the Alabama Super Seniors ... Rated No. 17 on the Mobile Press-Register's Elite 18 ... Also played running back ... Helped lead Sweet Water to 2010 state title and earned MVP honors of state title game ... Had 8-yard rushing TD and seven tackles with a fumble recovery in title game ... As a junior in 2009, totaled 68 tackles with 12 sacks and 974 yards rushing.

PERSONAL — Born Sep. 14, 1992 ... Son of Roosevelt Landrum Jr. and Jackie Landrum ... Major: Undecided.

Player Bios

LEMONIER'S CAREER DEFENSIVE STATS

YEAR	G/GS	TT	UT	AT	TFL-YDS	QBS-YDS	FF/FR	QBH	I/YDS
2010	14/1	17	12	5	5.0-23	2.0-13	1/0	6	0/0
2011	13/13	47	28	19	13.5-79	9.5-66	5/1	15	0/0
Totals	27/14	64	40	24	18.5-102	11.5-79	6/1	21	0/0

LEMONIER'S CAREER GAME HIGH STATS

	No.	Opponent	Date
Tackles	6	3x (last at Georgia)	11/12/11
TFL's	3.0	Florida	10/15/11
Sacks	2.0	2x (last at Georgia)	11/12/11

LEMONIER'S GAME-BY-GAME DEFENSIVE STATS

DATE	OPPONENT	TT	UT	AT	TFL-YDS	QBS-YDS
9/4/10	ARKANSAS STATE	1	0	1	0.0-0	0.0-0
9/9/10	at Mississippi State	1	0	1	0.0-0	0.0-0
9/18/10	CLEMSON	1	0	1	0.0-0	0.0-0
9/25/10	SOUTH CAROLINA	2	1	1	1.0-8	1.0-8
10/2/10	LOUISIANA-MONROE	3	3	0	2.0-8	1.0-5
10/9/10	at Kentucky	0	0	0	0.0-0	0.0-0
10/16/10	ARKANSAS	0	0	0	0.0-0	0.0-0
10/23/10	LSU	0	0	0	0.0-0	0.0-0
10/30/10	at Ole Miss	2	2	0	1.0-4	0.0-0
11/6/10	* CHATTANOOGA	0	0	0	0.0-0	0.0-0
11/13/10	GEORGIA	1	1	0	0.0-0	0.0-0
11/26/10	at Alabama	1	0	1	0.0-0	0.0-0
12/4/10	South Carolina (SECCG)	2	2	0	0.0-0	0.0-0
1/10/11	Oregon (BCSNCG)	3	2	1	1.0-3	0.0-0

DATE	OPPONENT	TT	UT	AT	TFL-YDS	QBS-YDS
9/3/11	* UTAH STATE	3	1	2	0.0-0	0.0-0
9/10/11	* MISSISSIPPI STATE	5	3	2	2.0-6	1.0-4
9/17/11	* at Clemson	0	0	0	0.0-0	0.0-0
9/24/11	* FLORIDA ATLANTIC	6	6	0	2.0-15	1.0-11
10/1/11	* at South Carolina	2	2	0	1.0-1	1.0-1
10/8/11	* at Arkansas	4	2	2	2.0-9	1.0-6
10/15/11	* FLORIDA	6	6	0	3.0-20	2.0-16
10/22/11	* at LSU	5	0	5	0.0-0	0.0-0
10/29/11	* OLE MISS	3	0	3	0.5-10	0.5-10
11/12/11	* at Georgia	6	2	4	2.0-8	2.0-8
11/19/11	* SAMFORD	0	0	0	0.0-0	0.0-0
11/26/11	* ALABAMA	4	3	1	1.0-10	1.0-10
12/31/11	* Virginia (Chick-fil-A)	3	3	0	0.0-0	0.0-0

South Carolina ... The 9-yard reception was his only catch of the day ... Two catches for 11 yards at Arkansas ... Three receptions for 48 yards in win over Florida ... 48 receiving yards tied his career high ... Totaled three catches for 23 yards at LSU ... Posted his second career two touchdown game with two scores on three receptions for 27 yards in win over Ole Miss ... Posted two receptions for 14 yards and a touchdown ... Two receptions for 20 yards against Alabama ... Had seven-game streak of two or more receptions.

2010 — SEC Academic Honor Roll ... Appeared in 13 games with five starts and totaled 15 receptions for 185 yards and five TDs ... Third on team in TD receptions and fourth in receiving yards ... Saw playing time but did not have a reception in season opener vs. Arkansas State ... Played but did not have a catch in SEC opener at Mississippi State ... Played but did not have a catch vs. Clemson ... Earned first start, caught first pass and first TD catch of season vs. South Carolina ... Totaled three catches for 22 yards with a 7-yard TD grab that gave AU 28-27 lead in 4th quarter ... Against ULM, set career high with four catches and 41 yards with a career-long 26-yard grab ... Also had a 5-yard TD catch in second quarter ... Started and hauled in one pass for 12 yards vs. Kentucky ... Played but did not have a catch vs. Arkansas ... Started vs. LSU and hauled in one pass, a one-hand behind-the-back grab, for 6 yards ... Played vs. Ole Miss but did not have a catch before leaving in first half with injury ... Did not play vs. UTC due to injury ... Against Georgia, had two catches, both for TD's for first career multi-score game, totaling 31 yards ... TD grabs were for 18 and 13 yards ... First TD came in second quarter and tied game 21-21 ... Second score came in fourth quarter and gave AU 42-31 lead ... Against Alabama, only reception was 7-yard TD catch that gave AU a 28-27 lead with 11:55 left in game ... Only second TE in last 12 years (last coming in 2007) to have a TD reception in consecutive games ... Caught one pass for 18 yards in win over South Carolina in SEC Championship Game ... Against Oregon in BCS National Championship Game, started and caught two passes for 48 yards with a career-long catch of 39 yards.

2009 — Appeared in 13 games with one start ... Totaled five catches for 22 yards and two TDs ... Saw playing time but did not record a catch in season opener vs. Louisiana Tech ... Recorded first career catch, a 13-yard TD reception from Kodi Burns, vs. Mississippi State ... Played, but did not record a catch vs. West Virginia ... Caught 14-yard pass vs. Ball State ... Against LSU, caught two passes with one for season-long 17 yards and another for 1-yard TD ... Earned first career start and had one catch for season-long of 21 yards vs. Furman ... Played, but did not have a catch in last three games of the season.

HIGH SCHOOL — High School Coach: Chip Lindsey ... As a senior, caught 72 passes for 1,000 yards and seven touchdowns ... Finished his junior season with 46 receptions for 496 yards and seven scores while adding 48 tackles, an interception and a blocked punt on defense ... Named Class 5A All-State as a senior by the Atlanta Journal-Constitution and the Georgia Sports Writers Association ... Named to the Atlanta Journal-Constitution Super Southern 100 ... Ranked No. 74 on the Mobile Press-Register's Super Southeast 120 ... Ranked 172nd on the Rivals.com Rivals250 ... Ranked third nationally among tight ends and 11th on the Georgia Postseason Top 75 by Rivals.com ... Ranked as the tight end with the nation's best hands by Rivals.com ... Listed as the nation's No. 6 tight end by ESPN.com/Scouts, Inc. ... Ranked as the nation's No. 8 tight end by Scout.com ... Listed as the country's No. 11 tight end and the No. 11 player from Georgia by SuperPrep ... Named a PrepStar All-American.

PERSONAL — Born June 1, 1991 ... Son of Mike and Mary Lutzenkirchen ... Major: Communications.

LUTZENKIRCHEN'S CAREER RECEIVING STATS


YEAR	G/GS	NO	YDS	AVG	TD	LP/OPPONENT
2009	13/1	5	66	13.2	2	21/Furman
2010	13/5	15	185	12.3	5	39/Oregon (BCSNCG)
12/11	24	238	9.9	732/Samford		2011
Totals	38/17	44	489	11.1	14	39/Oregon (BCSNCG)

LUTZENKIRCHEN'S CAREER GAME HIGH STATS

	No.	Opponent	Date
Receptions	4	ULM	10/2/10
Rec. Yards	48	2x (last vs. Florida)	10/15/11
Rec. TDs	2	2x (last vs. Ole Miss)	10/29/11

LUTZENKIRCHEN'S GAME-BY-GAME RECEIVING STATS

DATE	OPPONENT	REC	YDS	AVG	TD	TD REC
9/5/09	LOUISIANA TECH	0	0	0.0	0	--
9/12/09	MISSISSIPPI STATE	1	13	13.0	1	13
9/19/09	WEST VIRGINIA	0	0	0.0	0	--
9/26/09	BALL STATE	1	14	14.0	0	--



PHILIP #43
LUTZENKIRCHEN TE

6-5 • 250 • Jr. • 2L
Marietta, Ga. (Lassiter)
Communications

CAREER — Ranks first in touchdowns by a tight end in Auburn history with 14 ... Holds AU single-season record for touchdowns by a tight end with seven (2011) ... Three career game-winning touchdowns (South Carolina - 2010/11, Alabama -2010).

2011 — AP Second Team All-SEC ... Coaches All-SEC Second Team ... Sports Illustrated Honorable Mention All-American ... SEC Coaches Pre-Season Third Team ... Phil Steele All-SEC Second Team ... Mackey Award Watch List ... Sports Illustrated Preseason All-SEC Team ... Phil Steele Preseason All-SEC Third Team ... Played in 12 games with 11 starts ... Third on team in receptions (24), receiving yards (238), while leading team with seven TD receptions ... Tied for third nationally with seven touchdown catches by a tight end ... Two receptions for 22 yards against Utah St. ... Scored on a 15-yard reception from Barrett Trotter ... Three receptions for 18 yards and a score against Mississippi State ... Touchdown was from 10 yards out ... Made his third start of the year against Clemson ... Did not play against FAU ... Scored the game-winning touchdown at

Player Bios

10/3/09	at Tennessee	0	0	0.0	0	--
10/10/09	at Arkansas	0	0	0.0	0	--
10/17/09	KENTUCKY	0	0	0.0	0	--
10/24/09	at LSU	2	18	9.0	1	1
10/31/09	OLE MISS	0	0	0.0	0	--
11/7/09	* FURMAN	1	21	21.0	0	--
11/14/09	at Georgia	0	0	0.0	0	--
11/27/09	ALABAMA	0	0	0.0	0	--
1/1/10	Northwestern (Outback)	0	0	0.0	0	--

DATE	OPPONENT	REC	YDS	AVG	TD	TD REC
9/4/10	ARKANSAS STATE	0	0	0.0	0	--
9/9/10	at Mississippi State	0	0	0.0	0	--
9/18/10	CLEMSON	0	0	0.0	0	--
9/25/10	* SOUTH CAROLINA	3	22	7.3	#1	7
10/2/10	LOUISIANA-MONROE	4	41	13.7	1	26
10/9/10	* at Kentucky	1	12	12.0	0	--
10/16/10	ARKANSAS	0	0	0.0	0	--
10/23/10	* LSU	1	6	6.0	0	--
10/30/10	at Ole Miss	0	0	0.0	0	--
11/6/10	CHATTANOOGA	DID NOT PLAY				
11/13/10	GEORGIA	2	31	15.5	2	18, 13
11/26/10	* at Alabama	1	7	7.0	#1	7
12/4/10	South Carolina (SECCG)	1	18	18.0	0	--
1/10/11	Oregon (BCSNCG)	2	48	24.0	0	--

DATE	OPPONENT	REC	YDS	AVG	TD	TD REC
9/3/11	* UTAH STATE	2	22	11.0	1	15
9/10/11	* MISSISSIPPI STATE	3	18	6.0	1	10
9/17/11	* at Clemson	0	0	0.0	0	--
9/24/11	FLORIDA ATLANTIC	DID NOT PLAY				
10/1/11	* at South Carolina	1	9	9.0	#1	9
10/8/11	* at Arkansas	2	11	5.5	0	--
10/15/11	FLORIDA	3	48	16.0	0	--
10/22/11	* at LSU	3	23	7.7	0	--
10/29/11	* OLE MISS	3	27	9.0	2	13, 4
11/12/11	* at Georgia	2	16	8.0	1	4
11/19/11	* SAMFORD	3	46	15.3	1	32
11/26/11	* ALABAMA	2	20	10.0	0	--
12/31/11	* Virginia (Chick-fil-A)	0	0	0.0	0	--

#Game-winning touchdown



ERIC MACK #60 OL

6-3 • 361 • Fr. • HS
St. Matthews, SC (Calhoun County)
Undecided

2011 — Saw action in five games on the offensive line ... Saw snaps against Utah State, Ole Miss, Samford, Alabama and Virginia.

2010 — Did not play.

HIGH SCHOOL — High School Coach: James Stokes ... Ranked No. 78 in the ESPNU 150 ... No. 2-rated offensive guard by ESPN.com/Scouts Inc. ... Rated the No. 6 offensive guard and the No. 10 prospect in South Carolina by Rivals.com ... No. 10-ranked offensive guard by Scout.com ... No. 7-ranked offensive guard/center by Tom Lemming on Maxpreps.com ... Named an All-American, the No. 4 offensive lineman and the No. 2 player in South Carolina by SuperPrep ... Named to the PrepStar All-American team ... Member of the 2009 Associated Press All-State Team ... Was a participant in the 2010 Under Armour All-American game ... Selected to play in South Carolina's North-South All-Star game ... No. 50 on the Mobile Press Register's Super Southeast 120.

PERSONAL — Born Aug. 9, 1991 ... Son of Wynette Sellers ... Major: Undecided.



TRE MASON #21 RB

5-10 • 190 • Fr. • HS
Lake Worth, Fla. (Park Vista)
Undecided

CAREER — Fifth in AU single-season kickoff yards with 633 and seventh in average return (26.4) set in 2011 ... Owns two of the top five kick-off return yard games in Auburn history.

2011 — Phil Steele All-SEC First Team ... Phil Steele Midseason Third Team All-American and Midseason All-SEC First Team kickoff returner ... SEC Co-Freshman of the Week (9/5) ... Rushed 28 times for 161 yards and a touchdown, while leading team with 633 kickoff return yards on 24 returns with one touchdown ... 633 yards fifth on school single-season list, while 26.4 yards per kickoff return average is seventh on school season list ... First in the SEC and 15th nationally with an average of 26.4 yds per kickoff return ... Named SEC Co-Freshman of the Week for his effort against Utah State ... Returned a kick 97 yards for a touchdown in the second quarter ... First Auburn freshman to accomplish that feat since Brad Lester in 2005 against Ball State ... Finished the day with 176 return yards, the third-most in school history ... His 97-yard KO return TD was the eighth-longest in school history ... Also rushed one time for 2 yards ... Averaged 28.7 yards on six returns, with a long of 41 yards against MSU ... Also rushed three times for 14 yards ... Totaled 63 yards on four kick returns against Clemson ... Added four carries for 15 yards with a long run of 14 yards ... FAU kicked away from him, but did rush once for three yards ... One kickoff return for 19 yards at South Carolina ... Three carries for 30 yards with a long of 18 along with two kickoff returns for 53 yards at Arkansas ... Did not play against Florida ... Returned three kicks for 61 yards at LSU ... Rushed twice for 18 yards and returned one kick for 31 yards against Ole Miss ... Two carries for 5 yards against Samford ... Three carries for 10 yards against Alabama ... Rushed for a career-high 64 yards on nine attempts with a 22-yard touchdown run in bowl victory over Virginia.

HIGH SCHOOL — Named the nation's No. 14 running back, the No. 34 player from the state of Florida and the No. 199 player in the nation overall by Rivals.com ... Listed as the nation's No. 21 running back by ESPN.com/Scouts Inc. ... Ranked No. 29 nationally among running backs by Scout.com ... Named a PrepStar All-American ... Rated as the No. 75 recruit from Florida by SuperPrep ... Ranked No. 78 in the Mobile Press-Register's Super Southeast 120 ... Selected to play in Florida's North-South All-Star game following his senior season ... Rushed for 1,643 yards and 24 touchdowns as a senior in 2010 ... Named 2009 Palm Beach Large School Offensive Player of the Year and First-Team All-Palm Beach County by the Sun-Sentinel.

PERSONAL — Born Aug. 6, 1993 ... Son of Vincent and Tina Mason ... Father is member of hip-hop group "De La Soul" ... Major: Undecided.

MASON'S CAREER RUSHING STATS

YEAR	G/GS	NO	YDS	AVG	TD	LP/OPPONENT
2011	12/0	28	161	5.8	0	22/Virginia (Chick-fil-A)

MASON'S CAREER KICK RETURN STATS


YEAR	G/GS	NO	YDS	AVG	TD	LP/OPPONENT
2011	12/0	24	633	26.4	1	97/USU

MASON'S GAME-BY-GAME KICK RETURN STATS

DATE	OPPONENT	NO	YDS	AVG	TD	TD RET
9/3/11	UTAH STATE	4	176	44.0	1	97
9/10/11	MISSISSIPPI STATE	6	172	28.7	0	--
9/17/11	at Clemson	4	63	15.8	0	--
9/24/11	FLORIDA ATLANTIC	0	0	0.0	0	--
10/1/11	at South Carolina	1	19	19.0	0	--
10/8/11	at Arkansas	2	53	26.5	0	--
10/15/11	FLORIDA	DID NOT PLAY				
10/22/11	at LSU	3	61	20.3	0	--
10/29/11	OLE MISS	1	31	31.0	0	--
11/12/11	at Georgia	3	58	19.3	0	--
11/19/11	SAMFORD	0	0	0.0	0	--

Player Bios

11/26/11	ALABAMA	0	0	0.0	0	--
12/31/11	Virginia (Chick-fil-A)	0	0	0.0	0	--



ONTERIO #23
McCALEBB RB
 5-10 • 170 • Jr. • 2L
 Fort Meade, Fla. (Hargrave Military)
 Anthropology

CAREER — 15th in career rushing at AU with 2,016 yards ... Sixth in career receptions by a running back with 45 ... Holds AU single-season record for yards per carry (min. 75 attempts) with 8.5 yard average, set in 2010... School career leader in kickoff return average with 27.90 yards per return ... Surpassed 2,000 career rushing yards in 2011 Chick-fil-A Bowl ... Became the first AU freshman to ever rush for 100 yards or more in his first two games ... Three career 100-yard rushing games... Fourth AU freshman to rush for 100 yards or more in two consecutive games (Carnell Williams in 2001, Darrell Williams in 1989 and Ron O'Neal in 1981) ... T-10th in rushing yardage for a freshman in AU history ... Became sixth AU freshman to rush for 500 yards in a season ... Has five TD runs of 48 yards or longer .

2011 — SEC Coaches Postseason Second Team ... SEC Coaches Pre-Season Third Team ... Played in 13 games with eight starts ... Second on team in rushing (641), rushing attempts (112), rushing touchdowns (5), receptions (32) and receiving yards (344) ... Caught two touchdown passes ... Returned 11 kickoffs for 338 yards and one touchdown ... Led team in all-purpose yards with 1,323 ... Seventh in SEC in all-purpose yards ... Third on team in scoring with 48 points (eight TDs) ... Led SEC running backs with 32 receptions ... At least one reception in 16 straight games ... Made his seventh career start against Utah State ... Rushed nine times for 44 yards ... Also caught a career-high five passes ... Totaled 176 all-purpose yards ... Ran for 68 yards on 11 carries against Mississippi State ... Also tallied 24 yards on three receptions ... 92 total yards on the day ... Set a new season high for receptions against the Bulldogs ... 51 total yards at Clemson ... Recorded the longest reception of his career on a 51-yard touchdown catch off a screen pass ... The touchdown was the second receiving TD of his career ... Also rushed for 17 yards on four carries ... Totaled 91 all-purpose yards (58 rushing, 33 receiving) in win over South Carolina ... 19-yard carry setup game-winning touchdown ... 199 all-purpose yards at Arkansas ... Included a season-high 91 rushing yards and 28 yards receiving on three catches ... 13 carries is his highest total since 10/3/09 at Tennessee ... Was Auburn's leading receiver with three catches ... Totaled 81 all-purpose yards (43 rushing, 31 KR) against Florida ... Scored a 14-yard rushing touchdown on the first play of the fourth quarter ... It was his first rushing score since 2010 and 14th of his career ... Scored his 15th career rushing touchdown and totaled 90 all-purpose yards at LSU ... Rushed for 61 yards on 15 carries against Ole Miss ... Added one kick return for 30 yards ... Had 74 all-purpose yards at Georgia ... Scored two touchdowns for the first time in 2011 against Samford ... Rushed eight times for 48 yards, while catching two passes for 11 yards ... Also returned a kick for 45 yards to finish with 104 all-purpose yards ... Posted his first career kick-off return for a touchdown with an 83-yard score against Alabama ... Finished the Iron Bowl with 159 all-purpose yards ... Season-high 109 rushing yards and 180 all-purpose yards in Chick-fil-A Bowl win over Virginia.

2010 — Appeared in 14 games with four starts ... Set AU record for yards per carry (min. 75 attempts) with 8.5 yard average ... Third on team in rushing yards (810) and second in rushing TDs (9) ... Second on team with 1,123 all-purpose yards and third in total offense with 810 yards ... Also had seven catches for 86 yards with one TD ... Started season opener vs. Arkansas State and rushed for 76 yards on nine carries with a long run of 35 yards ... In SEC opener at Mississippi State, led all running backs with 68 rushing yards on 12 carries ... Against Clemson, put up season-high 81 yards on 10 carries including a 12-yard TD run ... Rushed for 55 yards on seven carries vs. South Carolina ... Also returned two KO's for 38 yards with a long of 21 yards ... Against ULM, in limited action rushed four times for 56 yards with a career-long 50-yard TD run on second play of the game ... Started vs. Kentucky and hauled in one pass for season-long 23 yards ... Also rushed five times for 9 yards vs. UK ... Against Arkansas, rushed for 29 yards on four carries with a 13-yard TD and set a career best with a 99-yard kickoff return ... The 99-yard return was tied for sixth

longest in AU history ... Against LSU, had game-winning 70-yard TD run with 5:05 left in game ... The 70-yard score was career long run ... Had 134 all-purpose yards with 84 rushing yards on four carries, one reception for 17 yards and one KO return for 33 yards ... Against Ole Miss, rushed for 99 yards on nine carries including a 68-yard TD run in first quarter that gave AU 14-7 lead ... Against UTC, had just two carries in limited snaps and totaled 55 yards with one TD ... Scoring run came from 49 yards out and was fourth TD of 49 yards or longer this season ... Against Georgia, scored career-best three TD's and rushed for 71 yards on 12 carries ... TD's came on runs of 4, 2 and 4 yards and marked fifth consecutive game with a TD ... Against Alabama, led AU with 112 all-purpose yards gaining a team-best 50 yards rushing on eight carries and 24 yards receiving on two catches ... Also returned two KO's for 38 yards with a long of 25 yards ... In SEC Championship Game vs. South Carolina, totaled 61 all-purpose yards with one touchdown ... Hauled in first career receiving touchdown on 12-yard pass for first score of game ... Also rushed three times for 30 yards with a long run of 22 yards ... Returned one kickoff for 19 yards ... Against Oregon in BCS National Championship Game, rushed six times for 47 yards with a long run of 20 yards and caught two passes for 10 yards.

2009 — Named SEC Freshman of the Week (9/7) ... Appeared in 11 games with two starts ... Totaled 565 yards rushing with four TDs ... Became first freshman RB since Bo Jackson (1982) to rush for 100 yards in a season opener with 148 yards vs. Louisiana Tech ... Also had one TD vs. Tech, scoring on a 3-yard run ... Also returned two kickoffs for 49 yards vs. Tech ... Started at TB vs. Mississippi State and recorded second consecutive 100-yard rushing effort, going for 114 yards on 16 carries ... Also returned four kickoffs for 81 yards vs. Mississippi State ... Rushed for 20 yards on eight carries vs. West Virginia ... Also returned two kickoffs for 32 yards, with long of 16 yards vs. WVA ... Against Ball State, led Tigers with 83 yards rushing on eight carries and scored from 1-yard out in second quarter ... Had season-long run of 62 yards to set up TD run ... Did not play in second half vs. Ball State due to injury ... Accumulated 204 all-purpose yards against Tennessee ... Rushed 13 times for 51 yards, hauled in a season-high with three receptions and 62 yards and piled up 91 kickoff return yards on a pair of returns ... Against Arkansas, scored on a 3-yard run and accounted for 42 total yards ... Against Kentucky, rushed for 22 yards on seven carries and caught one pass for 2 yards ... Saw limited time vs. LSU due to injury, rushing just three times for 3 yards ... Did not play vs. Ole Miss and Furman due to injury ... Started vs. Georgia, rushing 11 times for 60 yards with a long run of 20 yards ... Against Alabama, rushed five times for 23 yards ... Rushed for 18 yards on six carries vs. Northwestern in Outback Bowl.

PREP SCHOOL — Prep School Coach: Robert Prunty ... Spent the 2008 season at Hargrave Military Academy, where he rushed for 755 yards and four touchdowns in eight games ... Also returned a kick 95 yards for a score, a punt 96 yards for a touchdown and scored on a 68-yard screen pass ... Rated by Rivals.com as the No. 1 prep school running back prospect in the country and No. 4 overall.

HIGH SCHOOL — High School Coach: Mike Hayde ... As a senior, recorded 1,995 yards rushing and 27 touchdowns ... Also had 11 receptions for 300 yards ... Had two kicks returned for scores ... Also had 500 yards receiving and six touchdowns ... Ranked the 34th player in the SuperPrep Florida 111 ... Named to Florida Super 75 by Jacksonville Times-Union ... Named to Orlando Sentinel Top 100 in Florida ... Ranked the 38th best running back in the nation by Scout.com.

PERSONAL — Born Aug. 10, 1989 ... Son of Derrick Baker and Staphisa McMillian ... Major: Anthropology.

McCALEBB'S CAREER RUSHING STATS

YEAR	G/GS	NO	YDS	AVG	TD	LP/OPPONENT
2009	11/2	105	565	5.4	4	62/Ball State
2010	14/4	95	810	8.5	9	70/LSU
2011	13/8	112	641	5.7	5	60/Virginia (Chick-fil-A)
Totals	38/14	312	2016	6.5	18	70/LSU

McCALEBB'S CAREER RECEIVING STATS

YEAR	G/GS	NO	YDS	AVG	TD	LP/OPPONENT
2009	11/2	6	58	9.7	0	24/Tennessee
2010	14/4	7	86	12.3	1	23/Kentucky
2011	13/8	32	344	10.8	2	51/Florida Atlantic
Totals	38/14	45	488	10.8	3	51/Florida Atlantic

McCALEBB'S CAREER ALL-PURPOSE STATS

YEAR	G/GS	RUSH-TD	REC-TD	KO-TD	TOTAL - TDs
2009	11/2	565-4	58-0	272-0	895-4
2010	14/4	810-9	86-1	227-0	1,123-10

Player Bios

2011	13/8	641-5	344-2	338-1	1,323-8
Totals	38/14	2,016-18	488-3	837-1	3,341-22

McCALEBB'S CAREER GAME HIGH STATS

	No.	Opponent	Date
Rush Attempts	22	Louisiana Tech	9/5/09
Rush Yards	148	Louisiana Tech	9/5/09
Rush TDs	3	Georgia	11/13/10
Receptions	5	Utah State	9/3/11
Rec. Yards	62	Tennessee	10/3/09
Rec. TDs	1	2x (most recent vs. Virginia)	12/31/11

McCALEBB'S GAME-BY-GAME RUSHING STATS

DATE	OPPONENT	ATT	YDS	Avg.	TD	TD Runs
9/5/09	LOUISIANA TECH	22	148	6.7	1	3
9/12/09	* MISSISSIPPI STATE	16	114	7.1	1	48
9/19/09	WEST VIRGINIA	8	20	2.5	0	--
9/26/09	BALL STATE	8	83	10.4	1	1
10/3/09	at Tennessee	13	51	3.9	0	--
10/10/09	at Arkansas	6	23	3.8	1	3
10/17/09	KENTUCKY	7	22	3.1	0	--
10/24/09	at LSU	3	3	1.0	0	--
10/31/09	OLE MISS			DID NOT PLAY		
11/7/09	FURMAN			DID NOT PLAY		
11/14/09	* at Georgia	11	60	5.5	0	--
11/27/09	ALABAMA	5	23	4.6	0	--
1/1/10	Northwestern (Outback)	6	18	3.0	0	--

DATE	OPPONENT	ATT	YDS	Avg.	TD	TD Runs
9/4/10	* ARKANSAS STATE	9	76	8.4	0	--
9/9/10	at Mississippi State	12	68	5.7	0	--
9/18/10	CLEMSON	10	81	8.1	1	12
9/25/10	SOUTH CAROLINA	7	55	7.9	0	--
10/2/10	LOUISIANA-MONROE	4	56	14.0	1	50
10/9/10	* at Kentucky	5	9	1.8	0	--
10/16/10	ARKANSAS	4	29	7.2	1	13
10/23/10	LSU	4	84	21.0	1	70
10/30/10	* at Ole Miss	9	99	11.0	1	68
11/6/10	CHATTANOOGA	2	55	27.5	1	49
11/13/10	GEORGIA	12	71	5.9	3	4, 2, 4
11/26/10	at Alabama	8	50	6.2	0	--
12/4/10	South Carolina (SECCG)	3	30	10.0	0	--
1/10/11	* Oregon (BCSNCG)	6	47	7.8	0	--

DATE	OPPONENT	ATT	YDS	Avg.	TD	TD Runs
9/3/11	* UTAH STATE	9	44	4.9	0	--
9/10/11	* MISSISSIPPI STATE	11	68	6.2	0	--
9/17/11	* at Clemson	10	34	3.4	0	--
9/24/11	* FLORIDA ATLANTIC	4	17	4.2	0	--
10/1/11	at South Carolina	9	58	6.4	0	--
10/8/11	* at Arkansas	13	91	7.0	0	--
10/15/11	FLORIDA	10	43	4.3	1	14
10/22/11	* at LSU	3	32	10.7	1	2
10/29/11	OLE MISS	15	61	4.1	0	--
11/12/11	at Georgia	5	30	6.0	0	--
11/19/11	* SAMFORD	8	56	6.0	2	10, 10
11/26/11	ALABAMA	5	17	1.2	0	--
12/31/11	* Virginia (Chick-fil-A)	10	109	10.9	1	3

McCALEBB'S GAME-BY-GAME RECEIVING STATS

DATE	OPPONENT	REC	YDS	AVG	TD	TD REC
9/5/09	LOUISIANA TECH	0	0	0.0	0	--
9/12/09	* MISSISSIPPI STATE	0	0	0.0	0	--
9/19/09	WEST VIRGINIA	0	0	0.0	0	--
9/26/09	BALL STATE	1	-3	-3.0	0	--
10/3/09	at Tennessee	3	62	30.7	0	--
10/10/09	at Arkansas	0	0	0.0	0	--
10/17/09	KENTUCKY	1	2	2.0	0	--
10/24/09	at LSU	0	0	0.0	0	--
10/31/09	OLE MISS			DID NOT PLAY		
11/7/09	FURMAN			DID NOT PLAY		
11/14/09	* at Georgia	1	-3	-3.0	0	--
11/27/09	ALABAMA	0	0	0.0	0	--
1/1/10	* Northwestern (Outback)	0	0	0.0	0	--

DATE	OPPONENT	REC	YDS	AVG	TD	TD REC
9/4/10	* ARKANSAS STATE	0	0	0.0	0	--
9/9/10	at Mississippi State	0	0	0.0	0	--
9/18/10	CLEMSON	0	0	0.0	0	--
9/25/10	SOUTH CAROLINA	0	0	0.0	0	--
10/2/10	LOUISIANA-MONROE	0	0	0.0	0	--
10/9/10	* at Kentucky	1	23	23.0	0	--
10/16/10	ARKANSAS	0	0	0.0	0	--
10/23/10	LSU	1	17	17.0	0	--
10/30/10	* at Ole Miss	0	0	0.0	0	--
11/6/10	CHATTANOOGA	0	0	0.0	0	--
11/13/10	GEORGIA	0	0	0.0	0	--
11/26/10	at Alabama	2	24	12.0	0	--
12/4/10	South Carolina (SECCG)	1	12	12.0	1	12
1/10/11	* Oregon (BCSNCG)	2	10	5.0	0	--

DATE	OPPONENT	REC	YDS	AVG	TD	TD REC
9/3/11	* UTAH STATE	5	43	8.6	0	--
9/10/11	* MISSISSIPPI STATE	4	24	6.0	0	--
9/17/11	* at Clemson	1	17	17.0	0	--
9/24/11	* FLORIDA ATLANTIC	2	56	28.0	1	51
10/1/11	at South Carolina	3	33	11.0	0	--
10/8/11	* at Arkansas	3	28	9.3	0	--
10/15/11	FLORIDA	1	0	0.0	0	--
10/22/11	* at LSU	3	38	12.7	0	--
10/29/11	OLE MISS	1	5	5.0	0	--
11/12/11	at Georgia	3	19	6.3	0	--
11/19/11	* SAMFORD	2	11	5.5	0	--
11/26/11	ALABAMA	2	17	8.5	0	--
12/31/11	* Virginia (Chick-fil-A)	2	53	27.5	1	25


McCALEBB'S GAME-BY-GAME ALL-PURPOSE YARDS

DATE	OPPONENT	REC - TDs	RUSH - TDs	KO - TDs	TOTAL - TDs
9/5/09	LOUISIANA TECH	0 - 0	148 - 1	49 - 0	197 - 1
9/12/09	* MISSISSIPPI STATE	0 - 0	114 - 1	81 - 0	195 - 1
9/19/09	WEST VIRGINIA	0 - 0	20 - 0	32 - 0	52 - 0
9/26/09	BALL STATE	-3 - 0	83 - 0	0 - 0	80 - 0
10/3/09	at Tennessee	62 - 0	51 - 0	91 - 0	204 - 0
10/10/09	at Arkansas	0 - 0	23 - 1	19 - 0	42 - 1
10/17/09	KENTUCKY	2 - 0	22 - 0	0 - 0	24 - 0
10/24/09	at LSU	0 - 0	3 - 0	0 - 0	3 - 0
10/31/09	OLE MISS			DID NOT PLAY	
11/7/09	FURMAN			DID NOT PLAY	
11/14/09	at Georgia	-3 - 0	60 - 0	0 - 0	57 - 0
11/27/09	ALABAMA	0 - 0	23 - 0	0 - 0	23 - 0
1/1/10	Northwestern (Outback)	0 - 0	18 - 0	0 - 0	18 - 0

DATE	OPPONENT	REC - TDs	RUSH - TDs	KO - TDs	TOTAL - TDs
9/4/10	* ARKANSAS STATE	0 - 0	76 - 0	0 - 0	76 - 0
9/9/10	at Mississippi State	0 - 0	68 - 0	0 - 0	68 - 0
9/18/10	CLEMSON	0 - 0	81 - 1	0 - 0	81 - 1
9/25/10	SOUTH CAROLINA	0 - 0	55 - 0	38 - 0	93 - 0
10/2/10	LOUISIANA-MONROE	0 - 0	56 - 1	0 - 0	56 - 1
10/9/10	* at Kentucky	23 - 0	9 - 0	0 - 0	32 - 0
10/16/10	ARKANSAS	0 - 0	29 - 1	99 - 0	128 - 1
10/23/10	LSU	17 - 0	84 - 1	33 - 0	134 - 1
10/30/10	* at Ole Miss	0 - 0	99 - 1	0 - 0	99 - 1
11/6/10	CHATTANOOGA	0 - 0	55 - 1	0 - 0	55 - 1
11/13/10	GEORGIA	0 - 0	71 - 3	0 - 0	71 - 0
11/26/10	at Alabama	24 - 0	50 - 0	38 - 0	112 - 0
12/4/10	South Carolina (SECCG)	12 - 1	30 - 0	19 - 0	61 - 1
1/10/11	* Oregon (BCSNCG)	10 - 0	47 - 0	0 - 0	57 - 0

DATE	OPPONENT	REC - TDs	RUSH - TDs	KO - TDs	TOTAL - TDs
9/3/11	* UTAH STATE	43 - 0	44 - 0	26 - 0	113 - 0
9/10/11	* MISSISSIPPI STATE	24 - 0	68 - 0	0 - 0	92 - 0
9/17/11	* at Clemson	17 - 0	34 - 0	0 - 0	51 - 0
9/24/11	* FLORIDA ATLANTIC	56 - 1	17 - 0	0 - 0	73 - 1
10/1/11	at South Carolina	33 - 0	58 - 0	0 - 0	91 - 0
10/8/11	* at Arkansas	28 - 0	91 - 0	0 - 0	119 - 0
10/15/11	FLORIDA	0 - 0	43 - 1	38 - 0	81 - 1
10/22/11	* at LSU	38 - 0	32 - 0	20 - 0	90 - 0
10/29/11	OLE MISS	61 - 0	5 - 0	30 - 0	96 - 0
11/12/11	at Georgia	30 - 0	19 - 0	25 - 0	74 - 0
11/19/11	* SAMFORD	11 - 0	48 - 2	45 - 0	93 - 2
11/26/11	ALABAMA	17 - 0	6 - 0	136 - 1	159 - 1
12/31/11	* Virginia (Chick-fil-A)	53 - 1	109 - 1	18 - 0	180 - 2

Player Bios



DEMETRUCÉ #12

McNEAL DB

6-2 • 194 • So. • 1L
College Park, Ga. (Banneker)
Liberal Arts

2011 — Appeared in 13 games with 12 starts ... Third on the team with 74 tackles ... Tied for second on the team with two forced fumbles and two interceptions ... Made his first career start in the opener with Utah State ... Totaled seven tackles ... Also added a pass break-up ... Totaled career-best eight tackles against Mississippi State ... Recorded his first career interception in the first quarter and returned it 43 yards for a touchdown ... TD was the first of his career ... Added a tackle for a loss ... First Auburn player to return an interception for a TD since T'Sharvan Bell against South Carolina in the 2010 SEC Championship game ... Totaled career-best eight tackles and forced the second fumble of his career at Clemson ... Includes seven solo stops ... Forced a fumble and recorded a deflection to go with four tackles against FAU ... Made his second interception of the season at South Carolina ... Led the team with eight tackles ... Two tackles at Arkansas ... Five tackles in win over Florida ... Two tackles in Ole Miss win ... Made seven stops against Georgia ... Five tackles against Samford ... Tallied six stops against Alabama and four against Virginia.

2010 — Appeared in 13 games, totaling 24 tackles ... Led team with 15 special teams tackles ... Saw playing time in season opener vs. Arkansas State but did not record a tackle ... In SEC opener at Mississippi State, recorded one solo tackle ... Played primarily on special teams vs. Clemson and did not have a tackle ... Totaled a season-best four tackles, all solo, vs. South Carolina ... Did not play vs. ULM ... Against Kentucky, recorded three tackles with a pair of assisted stops ... Had a pair of tackles vs. Arkansas ... Had one solo tackle vs. LSU ... Recorded first career forced fumble vs. Ole Miss but did not have a tackle ... Against UTC, recorded season-high five tackles with three solo stops ... Had one PBU vs. Georgia but did not have a tackle ... Totaled one solo tackle vs. Alabama ... Registered two tackles on special teams in win over South Carolina in SEC Championship Game ... Had one solo tackle vs. Oregon in BCS National Championship Game.

HIGH SCHOOL — High School Coach: Ed Gosa ... Averaged nine tackles per game as a senior, had four forced fumbles and returned a fumble for a TD ... On offense, scored four touchdowns as a senior ... No. 57-rated safety and the No. 70 prospect in Georgia by Rivals.com ... No. 31-ranked safety by Scout.com ... Ranked 94th among safeties by ESPN.com/Scouts, Inc. ... Named to the PrepStar All-American team ... Ranked as the No. 63 player in Georgia by SuperPrep ... Selected to the 2009 4A All-State Team by the Georgia Sports Writers Association ... Had 104 tackles as a senior ... Two-time selection to the Region 5-AAAA First Team.

PERSONAL — Born July 22, 1992 ... Son of Shundon Glass ... Major: Liberal Arts

MCNEAL'S CAREER DEFENSIVE STATS

YEAR	G/GS	TT	UT	AT	TFL-YDS	QBS-YDS	FF/FR	PD	I/YDS
2010	13/0	24	17	7	0.0-0	0.0-0	1/0	1	0/0
2011	13/12	74	45	29	1.0-4	0.0-0	2/0	2	2/43
Totals	26/12	98	62	35	1.0-4	0.0-0	3/0	3	2/43

MCNEAL'S CAREER GAME HIGH STATS

	No.	Opponent	Date
Tackles	8	3x (Last at South Carolina)	10/1/11
Deflections	1	2x (Last vs. Utah State)	9/3/11
Interceptions	1	2x (Last at South Carolina)	10/1/11

MCNEAL'S GAME-BY-GAME DEFENSIVE STATS

DATE	OPPONENT	TT	UT	AT	PD	INT-YDS
9/4/10	ARKANSAS STATE	0	0	0	0	0-0
9/9/10	at Mississippi State	1	1	0	0	0-0
9/18/10	CLEMSON	0	0	0	0	0-0
9/25/10	SOUTH CAROLINA	4	4	0	0	0-0
10/2/10	LOUISIANA-MONROE	DID NOT PLAY				
10/9/10	at Kentucky	3	1	2	0	0-0
10/16/10	ARKANSAS	2	1	1	0	0-0
10/23/10	LSU	1	1	0	0	0-0

10/30/10	at Ole Miss	0	0	0	0	0-0
11/6/10	CHATTANOOGA	5	3	2	0	0-0
11/13/10	GEORGIA	0	0	0	1	0-0
11/26/10	at Alabama	1	1	0	0	0-0
12/4/10	South Carolina (SECCG)	2	1	1	0	0-0
1/10/11	Oregon (BCSNCG)	1	1	0	0	0-0

DATE	OPPONENT	TT	UT	AT	PD	INT-YDS
9/3/11	* UTAH STATE	7	1	6	1	0-0
9/10/11	* MISSISSIPPI STATE	8	5	3	0	1-43
9/17/11	* at Clemson	8	7	1	0	0-0
9/24/11	* FLORIDA ATLANTIC	4	3	1	1	0-0
10/1/11	* at South Carolina	8	5	3	0	1-0
10/8/11	* at Arkansas	2	1	1	0	0-0
10/15/11	* FLORIDA	5	4	1	0	0-0
10/22/11	* at LSU	7	2	5	0	0-0
10/29/11	* OLE MISS	2	1	1	0	0-0
11/12/11	at Georgia	7	2	5	0	0-0
11/19/11	* SAMFORD	5	5	0	0	0-0
11/26/11	* ALABAMA	6	5	1	0	0-0
12/31/11	* Virginia (Chick-fil-A)	4	4	0	0	0-0



IKEEM #16

MEANS DB

6-0 • 205 • Jr. • 2L
Wetumpka, Ala. (Wetumpka)
Pre-Engineering

2011 — Appeared in 12 games ... Saw playing time on special teams in the opener with Utah State ... Recorded a special teams tackle against Mississippi State ... Contributed on special teams at Clemson ... Saw action against FAU ... Saw special teams action at South Carolina and Arkansas ... Recovered a muffed punt to seal Auburn's win over Florida ... It was the first fumble recovery of his career ... Saw action on special teams against LSU, Ole Miss and Georgia ... Made his first career interception against Samford ... Saw snaps against Alabama.

2010 — Appeared in 14 games primarily on special teams and totaled 10 tackles, including six on special teams ... Saw playing time but did not record a tackle in season opener vs. Arkansas State ... Registered a pair of solo tackles in SEC opener at Mississippi State ... Played vs. Clemson but did not have a tackle ... Saw playing time vs. South Carolina ... Logged extended snaps vs. ULM but did not record a tackle ... Had one assisted tackle vs. Kentucky ... Played and tallied one tackle vs. Arkansas ... Saw playing time but did not have a tackle vs. LSU ... Totaled a pair of tackles against Ole Miss ... Had one solo tackle vs. UTC ... Saw playing time vs. UGA but did not have a tackle ... Played primarily on special teams vs. Alabama ... Totaled two solo tackles in win over South Carolina in SEC Championship Game ... Had one assisted tackle in BCS National Championship Game.

2009 — Played in 12 games, primarily on special teams ... Had 10 tackles on the season, four of which came on special teams ... Tied for sixth on team in special teams tackles ... Had career-best six tackles, including four solo while seeing action in the secondary against Furman ... Six tackles versus Furman led team ... Had two stops versus Ball State and one each at Tennessee and at Georgia.

HIGH SCHOOL — High School Coach: Chad Anderson ... Player of Year for Elmore County ... Joe Sewell Award ... All-County ... All-Metro ... All-metro basketball, all-county basketball.

PERSONAL — Born on Sept. 20, 1990 ... Son of Patricia Means ... Major: Pre-Engineering.

MEAN'S CAREER DEFENSIVE STATS

YEAR	G/GS	TT	UT	AT	TFL-YDS	QBS-YDS	FF/FR	PD	I/YDS
2009	12/0	10	6	4	0.0-0	0.0-0	0/0	0	0/0
2010	14/0	10	6	4	0.0-0	0.0-0	0/0	0	0/0
2011	12/0	1	0	1	0.0-0	0.0-0	0/1	0	1/0
Totals	37/0	21	12	9	0.0-0	0.0-0	0/1	0	1/0

Player Bios

MEAN'S GAME-BY-GAME DEFENSIVE STATS

DATE	OPPONENT	TT	UT	AT	PD	INT-YDS
9/4/10	ARKANSAS STATE	0	0	0	0	0-0
9/9/10	at Mississippi State	2	2	0	0	0-0
9/18/10	CLEMSON	0	0	0	0	0-0
9/25/10	SOUTH CAROLINA	0	0	0	0	0-0
10/2/10	LOUISIANA-MONROE	0	0	0	0	0-0
10/9/10	at Kentucky	1	0	1	0	0-0
10/16/10	ARKANSAS	1	0	1	0	0-0
10/23/10	LSU	0	0	0	0	0-0
10/30/10	at Ole Miss	2	1	1	0	0-0
11/6/10	CHATTANOOGA	1	1	0	0	0-0
11/13/10	GEORGIA	0	0	0	0	0-0
11/26/10	at Alabama	0	0	0	0	0-0
12/4/10	South Carolina (SECCG)	2	2	0	0	0-0
1/10/11	Oregon (BCSNCG)	1	0	1	0	0-0

DATE	OPPONENT	TT	UT	AT	PD	INT-YDS
9/3/11	UTAH STATE	0	0	0	0	0-0
9/10/11	MISSISSIPPI STATE	1	0	1	0	0-0
9/17/11	at Clemson	0	0	0	0	0-0
9/24/11	FLORIDA ATLANTIC	0	0	0	0	0-0
10/1/11	at South Carolina	0	0	0	0	0-0
10/8/11	at Arkansas	0	0	0	0	0-0
10/15/11	FLORIDA	0	0	0	0	0-0
10/22/11	at LSU	0	0	0	0	0-0
10/29/11	OLE MISS	0	0	0	0	0-0
11/12/11	at Georgia	0	0	0	0	0-0
11/19/11	SAMFORD	0	0	0	0	1-0
11/26/11	ALABAMA	0	0	0	0	0-0
12/31/11	Virginia (Chick-fil-A)					DID NOT PLAY

MINCY'S CAREER DEFENSIVE STATS


YEAR	G/GS	TT	UT	AT	TFL-YDS	QBS-YDS	FF/FR	PD	I/YDS
2011	13/4	29	26	3	0.0-0	0.0-0	0/1	2	0-0

MINCY'S CAREER GAME HIGH STATS

No.	Opponent	Date
Tackles	6	2x (Virginia, Chick-fil-A)
		12/31/11

MINCY'S GAME-BY-GAME DEFENSIVE STATS

DATE	OPPONENT	TT	UT	AT	PD	INT-YDS
9/3/11	UTAH STATE	0	0	0	0	0-0
9/10/11	MISSISSIPPI STATE	3	3	0	0	0-0
9/17/11	at Clemson	5	4	1	0	0-0
9/24/11	* FLORIDA ATLANTIC	2	0	2	0	0-0
10/1/11	* at South Carolina	1	1	0	0	0-0
10/8/11	at Arkansas	1	1	0	1	0-0
10/15/11	FLORIDA	1	1	0	0	0-0
10/22/11	at LSU	1	1	0	0	0-0
10/29/11	OLE MISS	1	1	0	0	0-0
11/12/11	at Georgia	0	0	0	0	0-0
11/19/11	* SAMFORD	2	2	0	1	0-0
11/26/11	ALABAMA	6	6	0	0	0-0
12/31/11	* Virginia (Chick-fil-A)	6	6	0	0	0-0




JONATHON #6
MINCY DB
 5-10 • 180 • Fr. • RS
 Decatur, Ga. (SW Dekalb)
 Undecided

2011 — Appeared in 13 games with four starts ... Tallied 29 tackles, good for 12th on team ... 26 of 29 tackles were solo stops ... Had two pass breakups and one fumble recovery on season ... Saw action in the opener against Utah State ... Saw increased playing time against Mississippi State and recorded three tackles ... Saw extensive action at corner against Clemson ... Totaled a career-high five tackles, including four solo stops ... Made his first career start against Florida Atlantic ... Posted two tackles ... Started for the second consecutive week at South Carolina ... Totaled one tackle and recovered a fumble ... One tackle and one breakup at Arkansas ... One tackle against Florida ... Tallied one stop at LSU ... One tackle in win over Ole Miss ... Saw snaps against Georgia ... Started against Samford and recorded two tackles and a deflection ... Third on the team with career-high six tackles against Alabama ... Equaled career-best with six stops in bowl victory over Virginia.

2010 — Redshirted.

HIGH SCHOOL — High School Coach: Buck Godfrey ... No. 29 cornerback is ranked by ESPN.com/Scouts, Inc. ... Ranked 27th on the Atlanta Journal-Constitution Top 50 ... Rated as the No. 38 cornerback in the nation and the No. 35 player in Georgia by Rivals.com ... No. 65-ranked cornerback by Scout.com ... Ranked as the No. 32 player in Georgia by SuperPrep ... Named to the All-Southeast Region team by PrepStar ... Played in the 2009 Georgia Athletic Coaches Association North-South All-Star Football Classic and the Dekalb County All-Star Game ... Honorable mention selection to the 2009 4A All-State Team ... Named to the All-Region 6-AAAA in 2008 ... Had 58 tackles and five interceptions as a junior in 2008.

PERSONAL — Born Sept. 5, 1992 ... Son of Sonya Mincy ... Major: Undecided.



ANTHONY #8
MORGAN RB
 5-11 • 195 • Jr. • 2L
 Brantley, Ala. (Brantley)
 Liberal Arts

2011 — SEC Academic Honor Roll ... Appeared in four games with one start ... Missed last nine games due to injury ... Started at running back against Utah State ... Saw action on special teams at Clemson ... Saw time on special teams against Florida Atlantic, recording one tackle.

2010 — Appeared in nine games and totaled eight tackles ... Saw limited snaps at defensive back in season opener vs. Arkansas State ... Played in SEC opener at Mississippi State but did not register a tackle ... Played, but did not have a tackle vs. Clemson ... Did not play vs. South Carolina ... Against ULM, saw extended playing time and recorded career-high with six tackles, with five solo stops, and first career forced fumble ... Also played WR vs. ULM but did not have a catch ... Did not play vs. Kentucky ... Played but did not have a tackle vs. Arkansas ... Did not play vs. LSU ... Did not play vs. Ole Miss ... Had a pair of tackles vs. UTC and returned one kickoff 52 yards ... Also rushed twice for 7 yards ... Saw snaps vs. South Carolina in SEC Championship Game.

2009 — Appeared in 11 games ... Saw game time, returning one punt, in season opener vs. Louisiana Tech ... Returned two punts for 24 yards with a long of 17 yards vs. West Virginia ... Fielded a pair of punts and returned one kickoff for 24 yards vs. Ball State ... Saw time vs. LSU ... Against Furman, led all rushers with 77 yards on five carries and scored a pair of TD's, the first from 13 yards out and the second from 50 yards out ... Saw playing time vs. Georgia but did not have a reception ... Saw limited time vs. Alabama and against Northwestern in Outback Bowl.

HIGH SCHOOL — High School Coach: David Lowery ... As a senior, had 58 rushes for 1,162 yards and 18 touchdowns and caught 17 passes for 543 yards and nine scores ... Also returned six kickoffs for 244 yards and two scores and returned five punts for 203 yards and two touchdowns ... Defensively as a senior, had 48 solo tackles, nine sacks, two interceptions and a fumble recovery ... As a junior, rushed for 1,604 yards on 167 carries with 18 touchdowns, and had 11 catches for 173 yards and four scores ... Completed 8-of-12 passing for 127 yards with four touchdowns during junior season ... Also returned five kickoffs for 158 yards and a touchdown and 11 punts for 432 yards and three scores as a junior.

PERSONAL — Born Sept. 8, 1990 ... Major: Liberal Arts.

Player Bios

MORGAN'S CAREER DEFENSIVE STATS

YEAR	G/GS	TT	UT	AT	TFL-YDS	QBS-YDS	FF/FR	PD	I/YDS
2010	9/0	8	6	2	0.0-0	0.0-0	1/0	0	0/0
2011	4/1	1	1	0	0.0-0	0.0-0	0/0	0	0/0
Totals	13/1	9	7	2	0.0-0	0.0-0	1/0	0	0/0

MORGAN'S CAREER RUSHING STATS

YEAR	G/GS	NO	YDS	AVG	TD	LP/OPPONENT
2011	4/1	0	0	0.0	0	--



CLINT #15
MOSELEY QB
 6-3 • 213 • So. • 1L
 Leroy, Ala. (Leroy)
 Public Administration

2011 — Appeared in 10 games with six starts ... Started last six games of season ... Completed 66-of-108 passes (61.1 pct) for 800 yards, five touchdowns and three interceptions ... Posted a 133.06 quarterback efficiency rating ... Attempted his first collegiate pass against Utah State ... Completed the strike for 25 yards to Onterio McCalebb ... Play came on a trick play that saw fellow QB Kiehl Frazier take the snap under center ... Saw snaps against Mississippi State, but did not attempt a pass ... Completed a pass against Arkansas for five yards ... Started at QB in second half of game against Florida and completed 4-of-7 passes for 90 yards ... Long play was a 42-yard completion to Quindarius Carr ... Made his first career start at LSU and hit on 12-of-20 passes for 145 yards ... 145 yards were the 15th-highest total for a first-time Auburn starting QB ... Threw the first four touchdown passes of his career in win over Ole Miss ... Finished the game 12-of-15 for 160 yards and four touchdowns ... Complete 11-of-22 passes for 140 yards and one interception at Georgia ... Completed a career-best 13 passes on 20 attempts for a career-high 167 yards and a touchdown in win over Samford ... Also rushed for a 22-yard touchdown ... The run was the longest of his career ... Completed 11-of-18 passes for 62 yards against Alabama ... Suffered ankle injury in first quarter of Chick-fil-A Bowl game ... Completed 1-of-4 passes for 6 yards before injury.

2010 — Appeared in one game but did not attempt a pass ... In first collegiate game, saw limited snaps vs. ULM without a pass attempt ... Rushed two times for 8 yards with a long run of 5 yards vs. ULM.

2009 — Redshirted.

HIGH SCHOOL — High School Coach: Danny Powell ... Named Alabama's Mr. Football as a senior by the Alabama Sports Writers Association, as well as to the Class 2A All-State team and the Class 2A Back of the Year ... Led Leroy to a 15-0 record and its third straight state championship, earning MVP honors in the title game ... Completed 209-of-313 passes for 3,758 yards and 35 touchdowns, and rushed for 670 yards and 15 scores on 119 carries ... Also served as the team's kicker, making 23-of-29 extra points and a field goal on his only attempt, while punting 18 times for 610 yards (33.9 average) and a long of 54 ... During his sophomore season, completed 100-of-168 passes for 1,531 yards and 20 touchdowns and rushed for 512 yards and 10 scores on 62 carries while taking team to its first state title ... Named to the Orlando Sentinel's 2008 All-Southern football team ... Ranked 19th nationally among dual-threat quarterbacks and 31st on the Alabama Postseason Top 40 by Rivals.com ... Ranked as the nation's No. 79 quarterback by Scout.com ... Listed as the nation's No. 108 quarterback by ESPN.com/Scouts, Inc. ... Ranked No. 23 on the Birmingham News' Super Seniors list ... Listed as the No. 28 player from Alabama by SuperPrep.

PERSONAL — Born Dec. 26, 1990 ... Son of Dean and Sharon Moseley ... Major: Public Administration.

MOSELEY'S CAREER PASSING STATS

YEAR	G/GS	CMP	ATT	PCT	YDS	INT	TD	LP/OPPONENT
2011	10/6	66	108	61.1	800	3	5	45/Ole Miss and Georgia

MOSELEY'S CAREER GAME HIGH STATS

	No.	Opponent	Date
Completions	13	Samford	11/19/11
Pass Attempts	22	at Georgia	11/12/11
Pass Yards	167	Samford	11/19/11
Pass TDs	4	vs. Ole Miss	10/29/11

MOSELEY'S GAME-BY-GAME PASSING STATS

DATE	OPPONENT	CMP	ATT	YDS	INT	TD	TD Pass
9/3/11	UTAH STATE	1	1	25	0	0	--
9/10/11	MISSISSIPPI STATE	0	0	0	0	0	--
9/17/11	at Clemson						DID NOT PLAY
9/24/11	FLORIDA ATLANTIC						DID NOT PLAY
10/1/11	at South Carolina						DID NOT PLAY
10/8/11	at Arkansas	1	1	5	0	0	--
10/15/11	FLORIDA	4	7	90	0	0	--
10/22/11	* at LSU	12	20	145	1	0	--
10/29/11	* OLE MISS	12	15	160	0	4	13, 45, 25, 4
11/12/11	* at Georgia	11	22	140	1	0	--
11/19/11	* SAMFORD	13	20	167	0	1	32
11/26/11	* ALABAMA	11	18	62	1	0	--
12/31/11	* Virginia (Chick-fil-A)	1	4	6	0	0	--



BRANDON #75
MOSLEY OL
 6-6 • 305 • Sr. • 1L
 Jefferson, GA (Coffeyville [KS]/Jefferson HS)
 Public Administration

CAREER — Started 25 straight games and appeared in 28 ... Part of offense that became the first AU team to ever rush for 300 yards or more in six straight SEC games during 2010 season.

2011 — Coaches Second Team All-SEC ... Phil Steele All-SEC Third Team ... SEC Coaches Pre-Season second team ... Phil Steele Midseason All-SEC Second Team ... Started all 13 games ... First three starts of season at left tackle, before starting last 10 games at right tackle ... Part of an offensive line that paved the way for Auburn running back Michael Dyer to rush for the second-highest total in the SEC - 1,242 yards ... Made his 12th straight start of his career in the season opener ... Got the start at right tackle against Mississippi State ... Start at right tackle for the second consecutive game at Clemson ... Was the starter at right tackle against FAU ... Started at right tackle against South Carolina ... Made the start at right tackle in the road game at Arkansas ... Started against Florida, LSU and in home win over Ole Miss ... Was the starter at right tackle at Georgia and against Samford and Alabama ... Started at right tackle in Chick-fil-A Bowl win over Virginia.

2010 — Appeared in 14 games, starting the last 11 consecutive ... Part of o-line that allowed 23 sacks in 296 pass attempts ... Saw playing time in season opener vs. Arkansas State as o-line paved way for 608 yards total offense for Tigers ... Registered extensive playing time in SEC opener at Mississippi State at left tackle, filling in for injured Lee Ziemba ... Helped Tigers rush for 190 yards vs. MSU ... Played vs. Clemson, helping Tigers rush for 221 yards and rack up 424 yards total offense ... Filled in for injured A.J. Greene and earned first career start vs. South Carolina and was part of o-line that helped Tigers roll up 334 rushing yards and 492 total yards ... Allowed just one sack in 21 pass attempts vs. USC ... Started vs. ULM and helped Tigers post third consecutive game with at least 220 yards rushing as AU rushed for 233 yards ... Tigers had just 11 negative yards rushing vs. ULM ... Against Kentucky, part of o-line did not allow a sack in 21 pass attempts and allowed just 10 negative yards in 52 rushing plays ... O-line helped Tigers rush for 311 yards, marking the third time this season AU has


Player Bios

crossed the 300-yard rushing mark ... Against Arkansas, helped Tigers set all-time high points (65) vs. an SEC team ... Part of o-line that paved way for 330 yards rushing and allowed a pair of sacks in 15 pass attempts ... Against LSU, part of o-line that rolled up 440 yards rushing, the most ever against a LSU defense and the fifth-most by an AU team ... Against Ole Miss, helped offense rush for 343 yards and amass 572 yards total offense marking fifth time this season Tigers have surpassed 500 yards total offense ... Against UTC, helped Tigers total 628 yards offense as AU put up 41 points in first half ... AU offense averaged 11.6 yards per play and 9.8 yards per rush ... Against Georgia, helped Tigers total 463 yards of offense with 315 rushing ... Part of o-line that has helped AU score 48 points or more in six of 11 games this season ... Against Alabama, helped AU offense overcome slow start and total 332 yards of offense and score 28 points over the final three quarters ... Helped Tigers run for 118 yards in the second half ... In SEC Championship Game vs. South Carolina, helped Auburn rack up 589 yards total offense with 238 yards rushing and 351 passing ... Tigers averaged 8.3 yards per play and set SEC Championship Game record with 21 points in a quarter (first) ... Auburn also set SEC Championship Game record with 56 total points and the 39-point margin of victory ... Against Oregon in BCS National Championship Game, helped Tigers rush for 254 yards and amass 519 yards total offense.

JUNIOR COLLEGE — Junior College Coach: Darian Dulin ... In 2009 played mostly defensive end during the first half of the season and tight end the second half ... Named to the All-Jayhawk Conference team as a tight end after having 12 catches for 229 yards and two touchdowns ... Defensively recorded 35 tackles, including 4.0 for loss and 1.5 sacks.

HIGH SCHOOL — High School Coach: Bill Navas ... Named to the Class A All-State First Team as a tight end as a senior ... As a senior was also an all-region linebacker and punter, while earning all-region honors as a basketball player ... Was an all-region tight end during sophomore campaign.


PERSONAL — Born Dec. 21, 1988 ... Son of Tracy and Nancy Beckett ... Major: Public Administration.

	JABRIAN	#93
	NILES	DL
	6-2 • 297 • Fr. • HS	
	Mobile, Ala. (Davidson)	
	Undecided	

2011 — Did not played.

HIGH SCHOOL: Ranked as the No. 19 defensive end in the nation by ESPN/Scouts.com ... Rated the No. 31 strongside defensive end in the nation by Rivals.com and the No. 12 overall player in Alabama ... Ranked as the No. 27 defensive end in the nation and the No. 7 player in the state of Alabama by Scout.com ... Named a SuperPrep All-American, and the nation's No. 42 defensive lineman and the No. 6 recruit from Alabama by SuperPrep ... Named to the All-Southeast Region team by PrepStar ... Rated No. 9 on the Mobile Press-Register's Elite 18 and No. 114 in the Mobile Press-Register's Super Southeast 120 ... Ranked No. 15 on the Birmingham News' list of the Alabama Super Seniors ... Named honorable mention Class 6A all-state as a senior ... As a junior in 2009, totaled 66 tackles with eight TFL's, one sack, two fumble recoveries, 10 PBU's and 31 QB hurries ... Began high school career as a quarterback before moving to defense as a sophomore.


PERSONAL — Born Oct. 6, 1992 ... Son of Kennard Simon and Telva Niles ... Major: Undecided.

	THOMAS	#66
	O'REILLY	OL
	6-3 • 325 • Fr. • HS	
	Marietta, Ga. (Jess Lanier)	
	Undecided	

2011 — Did not played.

HIGH SCHOOL: Rated as the No. 7 offensive guard in the nation, the No. 14 recruit from Georgia and the No. 169 player overall nationally by 247Sports ... Listed as the nation's No. 8 offensive guard by ESPN.com/Scouts Inc. and the No. 145 player overall on the ESPNU 150 ... Rated 12th nationally among offensive guards and centers by MaxPreps ... Named the nation's No. 19 offensive guard and the No. 35 player from the state of Georgia by Rivals.com ... Ranked No. 31 nationally among offensive guards by Scout.com ... Listed as the No. 40 recruit from Georgia by SuperPrep ... Named to the All-Southeast Region team by PrepStar ... Selected to play in the 2011 Under Armour All-America game following his senior season.

PERSONAL — Born May 21, 1993 ... Son of Shaun and Nancy O'Reilly ... Major: Undecided.

	LADARIUS	#10
	OWENS	DE
	6-2 • 237 • Fr. • RS	
	Bessemer, Ala. (Jess Lanier)	
	Liberal Arts	

2011 — Played in six games ... Nine tackles with 2.5 for loss (-8) and 1.0 quarterback sacks (-6) on season ... Recorded one tackle against Mississippi State ... Posted three tackles against FAU ... Added one TFL and a QB hurry ... Made a pair of stops and added a sack as part of 1.5 TFL in win over South Carolina ... Two tackles at Arkansas ... Missed five games after suffering an injury at Arkansas ... Returned from injury against Alabama ... One stop against Virginia in Chick-fil-A Bowl.

2010 — Redshirted.

HIGH SCHOOL — High School Coach: Billy Woodham ... Ranked 128th on the Rivals.com Rivals250 ... No. 8-ranked outside linebacker and No. 4 player in Alabama by Rivals.com ... Ranked No. 138 in the ESPNU 150 ... No. 14-rated defensive end by ESPN.com/Scouts Inc. ... No. 17-rated outside linebacker by Scout.com ... Named an All-American, the No. 7 linebacker and the No. 4 player in Alabama by SuperPrep ... Named to the PrepStar All-American team ... 2009 EA SPORTS Third-Team All-American ... Was a participant in the 2010 Under Armour All-American game ... Was a 2009 Alabama-Mississippi All-Star game participant and had two sacks in the game ... Was an honorable mention selection to the Class 6A All-State Team by the Alabama Sports Writers Association as a senior and junior ... Ranked No. 4 on the Mobile Press-Register's 2009 Elite 18 ... No. 13 on the Birmingham News' list of the Alabama Super Seniors ... No. 46 on the Mobile Press-Register's Super Southeast 120 ... Honorable mention member of the Orlando Sentinel's 2009 All-Southern football team ... Finished senior season with 80 tackles, 20.5 sacks and two forced fumbles ... Recorded 92 tackles and 18 sacks as a junior.

PERSONAL — Born Sept. 18, 1991 ... Son of Ora Owens ... Uncle James Owens was the first black scholarship football player at Auburn ... Major: Liberal Arts.

Player Bios

OWENS' CAREER DEFENSIVE STATS

YEAR	G/GS	TT	UT	AT	TFL-YDS	QBS-YDS	FF/FR	PD	I/YDS
2011	6/0	9	5	4	2.5-8	1.0-6	0/0	0	0/0

OWENS' CAREER GAME HIGH STATS

	No.	Opponent	Date
Tackles	3	Florida Atlantic	9/24/11
Tackles for loss	1.5	at South Carolina	10/1/11
Sacks	1.0	at South Carolina	10/1/11

OWENS' GAME-BY-GAME DEFENSIVE STATS

DATE	OPPONENT	TT	UT	AT	TFL-YDS	QBS-YDS
9/3/11	UTAH STATE				DID NOT PLAY	
9/10/11	MISSISSIPPI STATE	1	0	1	0.0-0	0.0-0
9/17/11	at Clemson				DID NOT PLAY	
9/24/11	FLORIDA ATLANTIC	3	2	1	1.0-1	0.0-0
10/1/11	at South Carolina	2	1	1	1.5-7	1.0-6
10/8/11	at Arkansas	2	1	1	0.0-0	0.0-0
10/15/11	FLORIDA				DID NOT PLAY	
10/22/11	at LSU				DID NOT PLAY	
10/29/11	OLE MISS				DID NOT PLAY	
11/12/11	at Georgia				DID NOT PLAY	
11/19/11	SAMFORD				DID NOT PLAY	
11/26/11	ALABAMA	0	0	0	0.0-0	0.0-0
12/31/11	Virginia (Chick-fil-A)	1	1	0	0.0-0	0.0-0

American team ... 2009 EA SPORTS Third-Team All-American ... Was 8-of-9 on PATs and 9-of-12 on FG attempts in his senior season including a long of 42 yards ... All of his missed field goal attempts came from at least 49 yards ... Kicked field goals of 51 and 43 yards during the Outback All-Star game in Palm Beach, Fla.

PERSONAL — Born Feb. 19, 1992 ... Son of Doug Sr. and Kelly Parkey ... Major: Marketing.

PARKEY'S CAREER KICKING STATS

YEAR	FG-A	Pct.	0-19	20-29	30-39	40-49	50+	PAT	PTS
2010	0-0	.000	0-0	0-0	0-0	0-0	0-0	2-2	2
2011	13-18	.722	0-0	1-1	6-7	6-10	0-0	41-42	80
Totals	13-18	.722	0-0	1-1	6-7	6-10	0-0	43-44	82

PARKEY'S CAREER GAME HIGH STATS

	No.	Opponent	Date
FG Attempts	4	Florida Atlantic	9/24/11
FGs Made	3	Florida Atlantic	9/24/11
Career Long	45	Virginia (Chick-fil-A)	12/31/11

2011 Field Goal Sequence (Made/Missed):

UTAH STATE: None
 MISSISSIPPI STATE: 43, 37
 at Clemson: 38
 FLORIDA ATLANTIC: 41, 31, 37, 47
 at South Carolina: 21
 at Arkansas: None
 FLORIDA: 45, 42, 42
 at LSU: 42
 OLE MISS: 40, 31
 at Georgia: None
 SAMFORD: 32
 ALABAMA: None
 Virginia (Chick-fil-A): 44, 45, 37



CODY

#36

PARKEY

K

6-0 • 190 • So. • 1L

Jupiter, Fla. (Jupiter)

Marketing

2011 — Phil Steele All-SEC Third Team ... Phil Steele Midseason All-SEC Third Team ... Played in 13 games ... Totaled 38 touchbacks, the second most in the SEC and third most in FBS ... Connected on 13-of-18 field goals (72.2 pct) and 41-of-42 PATs ... Also handled all kickoff duties, averaging 68.9 yards per kick ... Led team with 80 points ... Kicked off seven times with four touchbacks in the opener with Utah State ... Perfect on six extra-point tries ... Made the first two field goals of his collegiate career (43 and 37) against Mississippi State ... Averaged 69.6 yards on eight kickoffs ... Recorded four touchbacks ... Perfect on five PATs ... Successful only his lone field goal attempt against Clemson, a 38-yarder ... Perfect on three PATs ... Converted three of four field goals against FAU (41, 31, 37) ... Connected on a 21-yard attempt at South Carolina, his only attempt of the night ... Totaled two touchbacks on three kickoffs at Arkansas ... Connected on both PAT tries ... Booted a 42-yard field goal with 35 seconds remaining to ice the win over Florida ... Hit his only attempt of the day - a 42-yarder - at LSU ... Converted on two field goals (40, 31) against Ole Miss ... Missed a 32-yard attempt against Samford ... Recorded three touchbacks against Alabama ... Hit 2-of-3 field goals including a career-long 45 yarder in win over Virginia.

2010 — Appeared in seven games and averaged 63.2 yards on 35 kickoffs ... Kicked off seven times for 424 yards, averaging 60.6 yards per kick in season opener vs. Arkansas State ... Did not play in SEC opener at Mississippi State ... Kicked off one time for 50 yards vs. Clemson ... Against ULM, kicked off five times, averaging 64.8 yards per kick ... Against Kentucky, kicked off six times for 63.0 ypk average ... Did not play vs. Arkansas ... Did not play vs. LSU ... Against Ole Miss, kicked off five times for a 68.2 ypk average ... Against UTC, averaged 62.9 yards on 10 kickoffs with a pair of touchbacks ... Did not play vs. Georgia and Alabama ... Kicked off once for 65 yards vs. South Carolina in SEC Championship Game.

HIGH SCHOOL — High School Coach: Charlie Persson ... No. 1-ranked kicker by ESPN.com/Scouts Inc. ... No. 2-ranked placekicker by Scout.com ... Ranked by Rivals.com as the No. 1 most accurate kicker and the No. 6 kicker overall ... Was a participant in the 2010 Under Armour All-American game ... Named to the PrepStar All-



LADARIOUS

#37

PHILLIPS

RB

6-0 • 291 • RFr. • RS

Roanoke, Ala. (Handley)

Exercise Science

2011 — Played in 11 games, primarily on special teams and as a blocking back ... Only games that did not see action in was against Clemson and LSU .

2010 — Redshirted ... Did not play.

HIGH SCHOOL — High School Coach: Mike Battles ... Named 2009 Class 4A First Team All-State by the Alabama Sports Writers Association as a defensive lineman ... Named to the 2009 Dandy Dozen by the Anniston Star ... Four year starter played multiple positions ... During his final three seasons, rushed for a total of 2,982 yards and 49 touchdowns ... As a senior, rushed for 1,145 yards and 16 touchdowns on 141 carries while guiding his team to the state semifinals ... Collected 59 tackles including 13 tackles for loss and eight sacks while forcing two fumbles ... Won the shot put for class 4A at the 2009 ASHAA state track meet and finished second in 2008.

PERSONAL — Born Sept. 15, 1991 ... Guardian is Jemecia Phillips ... Major: Exercise Science.

Player Bios



TROVON

#1

REED

WR

6-0 • 183 • Fr. • RS
Thibodaux, La. (Thibodaux)
Liberal Arts

2011 — Played in 10 games with two starts ... 21 receptions for 164 yards ... 21 catches fourth on team ... Recorded the first receptions of his career against Utah State ... Finished with four catches for 33 yards ... Had one reception for no gain against Mississippi State ... Three catches for 31 yards at Clemson, while making first career start ... Also rushed two times for 12 yards ... Posted five receptions for 27 yards against Florida Atlantic ... Returned from injury at LSU and had two catches for 26 yards ... Started at wide receiver against Ole Miss - his second start of the season ... Saw action at wide receiver against Georgia ... Team-high four receptions for 44 yards against Samford ... Two receptions for 3 yards against Alabama.

2010 — Appeared in one game, rushing twice for 8 yards against Clemson.

HIGH SCHOOL — High School Coach: Dennis Lorio ... Ranked No. 39 on the ESPN 150 ... No. 6 athlete by ESPN.com/Scouts Inc. ... Ranked 46th on the Rivals.com Rivals100 ... No. 4-rated athlete and the top prospect in Louisiana by Rivals.com ... No. 7-ranked wide receiver by Scout.com ... Named to the PrepStar Dream Team as the No. 26-ranked player in the nation ... Ranked No. 41 overall and the No. 5 wide receiver in the SuperPrep Elite 50 ... Also named an All-American and the top player in Louisiana by SuperPrep ... No. 2-rated defensive back and No. 80-ranked player by Tom Lemming on Maxpreps.com ... Was a participant in the 2010 Army All-American Bowl ... Played in the 2009 Hawaii/Polynesia-Mainland Bowl ... No. 9 on the Mobile Press-Register's Super Southeast 120 ... Member of the Orlando Sentinel's 2009 All-Southern football team ... As a senior, rushed for 703 yards and nine touchdowns and passed for 826 yards and six scores despite missing five games due to injury ... As a junior, rushed for 746 yards and 10 touchdowns on 91 attempts, completed 28-of-52 passes for 10 TDs and caught 19 passes for 344 yards and a touchdown.

PERSONAL — Born Dec. 30, 1990 ... Major: Liberal Arts.

REED'S CAREER RECEIVING STATS

YEAR	G/GS	NO	YDS	AVG	TD	LP/OPPONENT
2010	1/0	0	0	0.0	0	--
2011	10/2	21	164	7.8	0	25/LSU
Totals	11/2	21	164	7.8	0	25/LSU

REED'S CAREER RUSHING STATS

YEAR	G/GS	NO	YDS	AVG	TD	LP/OPPONENT
2010	1/0	2	8	4.0	0	6/Clemson
2011	10/2	3	9	3.0	0	10/Clemson
Totals	11/2	5	17	3.4	0	10/Clemson

REED'S CAREER PUNT RETURN STATS


YEAR	G/GS	NO	YDS	AVG	TD	LP/OPPONENT
2011	10/2	8	42	5.2	0	9/Utah State and MSU

REED'S GAME-BY-GAME RECEIVING STATS

DATE	OPPONENT	REC	YDS	AVG	TD	TD REC
9/3/11	UTAH STATE	4	33	8.3	0	--
9/10/11	MISSISSIPPI STATE	1	0	0.0	0	--
9/17/11	* at Clemson	3	31	10.3	0	--
9/24/11	FLORIDA ATLANTIC	5	27	5.4	0	--
10/1/11	at South Carolina			DID NOT PLAY		
10/8/11	at Arkansas			DID NOT PLAY		
10/15/11	FLORIDA			DID NOT PLAY		
10/22/11	at LSU	2	26	13.0	0	--
10/29/11	* OLE MISS	0	0	0.0	0	--
11/12/11	at Georgia	0	0	0.0	0	--
11/19/11	SAMFORD	4	44	11.0	0	--
11/26/11	ALABAMA	2	3	1.5	0	--
12/31/11	Virginia (Chick-fil-A)	0	0	0.0	0	--

REED'S GAME-BY-GAME PUNT RETURN STATS

DATE	OPPONENT	NO	YDS	AVG	TD	TD RET
9/3/11	UTAH STATE	2	13	6.5	0	--
9/10/11	MISSISSIPPI STATE	1	9	9.0	0	--
9/17/11	* at Clemson	2	6	3.0	0	--
9/24/11	FLORIDA ATLANTIC	3	14	4.7	0	--
10/1/11	at South Carolina			DID NOT PLAY		
10/8/11	at Arkansas			DID NOT PLAY		
10/15/11	FLORIDA			DID NOT PLAY		
10/22/11	at LSU	0	0	0.0	0	--
10/29/11	* OLE MISS	0	0	0.0	0	--
11/12/11	at Georgia	0	0	0.0	0	--
11/19/11	SAMFORD	0	0	0.0	0	--
11/26/11	ALABAMA	0	0	0.0	0	--
12/31/11	Virginia (Chick-fil-A)	0	0	0.0	0	--



ASHTON

#56

RICHARDSON

LB

6-0 • 212 • Sr. • 2L
New Orleans, La. (St. Michael)
Animal Science

2011 — SEC Academic Honor Roll ... Awarded scholarship by coaches in August 2011 ... Played in six games ... Saw first action of the season against Florida Atlantic ... Credited with one QB hurry ... Saw snaps in the last four games of the season.

2010 — SEC Academic Honor Roll ... Appeared in four games before suffering season-ending injury ... Saw snaps on special teams vs. Kentucky ... Played vs. Arkansas but did not register a tackle ... Did not play vs. LSU ... Saw time vs. Ole Miss on special teams ... Played vs. UTC but left game in first half with injury.


2009 — SEC Academic Honor Roll ... Played in 13 games, tallying nine stops, including three tackles for loss (-14 yards), and one quarterback sack (-7 yards) ... Three of nine tackles came on special teams ... Had career-high four tackles against Furman, including 2.5 tackles for loss (-13 yards) and one sack ... Had three tackles against Ball State and two at Arkansas, including a half TFL.

2008 — Did not play.

HIGH SCHOOL — High School Coach: Tut Mushemeche ... First Team All-District ... Played in Redstick Bowl All-Star Game.

PERSONAL — Born Dec. 19, 1989 ... Son of Al and Trina Richardson ... Father, Al, played linebacker at LSU (1979-82), earning All-American and All-SEC honors as a senior, and is the school's record holder for tackles in a game (21) and a career (452) ... Major: Animal Science.

Player Bios




GREG ROBINSON #73 OL
6-5 • 305 • Fr. • HS
Thibodaux, La. (Thibodaux)
Undecided

2011 — Did not played.

HIGH SCHOOL — Ranked the No. 2 offensive guard in the nation, the No. 4 recruit from Louisiana and the No. 90 overall prospect in the nation by Rivals.com ... Rated as No. 7 offensive guard in the nation by Scout.com ... Ranked as the No. 9 offensive tackle in the nation, the No. 7 recruit from Louisiana and the No. 109 player overall nationally by 247Sports ... Listed as the nation's No. 10 offensive guard by ESPN.com/Scouts, Inc. ... Named to the PrepStar Dream Team as the No. 49-ranked player in the nation ... Ranked as the nation's No. 8 offensive tackle and the No. 52 overall prospect in the MaxPreps Top 100 ... Named a SuperPrep All-American, and the nation's No. 20 offensive lineman and the No. 3 recruit from Louisiana by SuperPrep ... Ranked No. 17 in the Mobile Press-Register's Super Southeast 120 ... Named to the Orlando Sentinel's All-Southern Team as a first-team selection from Louisiana ... Did not play on the offensive line until junior year of high school after playing defensive line as a freshman ... Selected to U.S. Army All-American Bowl ... A two-time all-state lineman.

PERSONAL — Born Oct. 21, 1992 ... Son of Greg Blackledge and Rhonda Robinson ... High school teammate of current Tiger Trovon Reed ... Major: Undecided.



JONATHAN ROSE #28 DB
6-2 • 178 • Fr. • HS
Leeds, Ala. (Leeds)
Undecided

2011 — Played in nine games ... Tallied two tackles on season ... Saw first action of the season against Florida Atlantic ... Saw snaps at South Carolina, Arkansas and Florida ... Saw reserve action at LSU ... Tallied a pair of solo stops in win over Ole Miss ... Saw snaps against Samford and Alabama and Virginia.

HIGH SCHOOL — Named the nation's No. 3 cornerback, the No. 2 player from the state of Alabama and the No. 66 player nationally by Rivals.com ... Rated as the No. 8 cornerback in the nation, the No. 3 recruit from Alabama and the No. 88 player overall nationally by 247Sports ... Listed as the No. 11 cornerback nationally by ESPN.com/Scouts Inc. ... Ranked as the nation's No. 19 cornerback and the No. 6 player in the state of Alabama by Scout.com ... Ranked as the nation's No. 20 cornerback by MaxPreps ... Named to the PrepStar Dream Team as the No. 53-ranked player in the nation ... Named a SuperPrep All-American, and the nation's No. 10 defensive back and the No. 4 recruit from Alabama by SuperPrep ... Played on the East squad at the U.S. Army All-American Bowl following senior season ... Was voted to the Super 12 team and the 2010 3A Back of the Year by the Alabama Sports Writers Association ... No. 2 on the Birmingham News' list of the Alabama Super Seniors ... Ranked fourth on the Mobile Press-Register's Elite 18 and No. 32 in the Mobile Press-Register's Super Southeast 120 ... Named to the Orlando Sentinel's All-Southern Team as a first-team selection from Alabama ... Played in the Alabama-Mississippi All-Star game, breaking up three passes and intercepting another ... Finished fourth in the voting for Alabama Mr. Football as a senior ... Led team to the Class 3A state title as a senior, returning an interception 84 yards for a touchdown and scoring on a 38-yard pass reception in the

title game ... Had 73 tackles and five interceptions during his senior year ... As a junior, recorded 62 tackles with three interceptions and 29 pass break-ups ... Also had six catches for an average of 237 yards (39.5 ypc) and four touchdowns, averaged 24.7 yards on punt returns and 38.3 yards on kickoff returns in 2009.

PERSONAL — Born July 19, 1993 ... Son of Charles and Felicia Rose ... Major: Undecided.



CRAIG SANDERS #13 DE
6-4 • 260 • So. • 1L
Clio, Ala. (Ariton)
Liberal Arts

2011 — Appeared in all 13 games ... Notched 13 tackles with 4.0 tackles for loss (-16) with 1.0 sacks (-5) ... Recorded two tackles in the season opener ... Also tallied half a tackle for loss that resulted in a loss of 6 yards against Utah State ... Three tackles, including 1.5 tackles for loss, against Mississippi State ... Saw snaps at Clemson ... Credited with two tackles and one tackle for loss against FAU ... Also forced a fumble ... Had one tackle at South Carolina ... Saw action at Arkansas ... Credited with one QB hurry against Florida ... One tackle for loss for 5 yards at LSU ... Two tackles and a QB hurry in win over Ole Miss ... One tackle at Georgia ... Credited with one QB hurry against Samford ... One solo stop in Chick-fil-A Bowl win against Virginia.

2010 — Appeared in 13 games and totaled eight tackles, primarily on special teams ... Fifth on team with seven special teams tackles ... Saw limited snaps in season opener vs. Arkansas State, totaling three solo tackles ... All three tackles came on special teams ... Recorded one solo tackle in SEC opener at Mississippi State ... Played, but did not have a tackle vs. Clemson ... Totaled one solo tackles on special teams vs. South Carolina ... Saw limited snaps on special teams vs. ULM and did not record a tackle ... Recorded one tackle vs. Arkansas ... Saw snaps on special teams and defense vs. LSU ... Played but did not have a tackle vs. Ole Miss ... Against UTC, saw snaps on defense but did not have a tackle ... Returned two kickoffs (first of career) for 32 yards with a long return of 17 yards ... Had one solo tackle vs. Georgia ... Played primarily on special teams vs. Alabama and did not have a tackle ... In SEC Championship Game vs. South Carolina, only tackle of game was first career sack going for minus 6 yards ... Played but did not have a tackle in BCS National Championship Game.

HIGH SCHOOL — High School Coach: David Collins ... Four star prospect according to Scout.com ... Played in the Alabama-Mississippi All-Star Classic after his senior season ... Named by Rivals.com to the Rivals250 and the nation's No. 12 weak-side defensive end ... Listed as the nation's No. 25 defensive end by Scout.com ... Rated the nation's No. 40 defensive end by ESPN/Scouts Inc. ... In 11 games as a junior, had 71 tackles, including 32 for loss and 12 quarterback sacks ... Rushed for 1,057 yards with 16 touchdowns while catching 13 passes ... As a sophomore had 79 stops including 19 sacks in 12 games ... Rushed for 422 yards and two TDs on 49 attempts as a sophomore, while catching nine balls for 200 yards and five scores ... Also played baseball and was member of power lifting team that won Class 1A State Championship in 2009 ... Won 2009 state power lifting title at 205-232 pound class with a 405-pound squat, 325-pound bench press and 300-pound power clean.

PERSONAL — Son of David and Dianne Grice ... Major: Liberal Arts.

SANDERS' CAREER DEFENSIVE STATS

YEAR	G/GS	TT	UT	AT	TFL-YDS	QBS-YDS	FF/FR	QBH	I/YDS
2010	13/0	8	7	1	1.0-6	1.0-6	0/0	0	0/0
2011	13/0	13	9	4	4.0-16	1.0-5	1/0	3	0/0
Totals	26/0	21	16	5	5.0-22	2.0-11	1/0	3	0/0

SANDERS' GAME-BY-GAME DEFENSIVE STATS

DATE	OPPONENT	TT	UT	AT	TFL-YDS	QBS-YDS
9/4/10	ARKANSAS STATE	3	3	0	0.0-0	0.0-0
9/9/10	at Mississippi State	1	1	0	0.0-0	0.0-0

Player Bios

9/18/10	CLEMSON	0	0	0	0.0-0	0.0-0
9/25/10	SOUTH CAROLINA	1	1	0	0.0-0	0.0-0
10/2/10	LOUISIANA-MONROE	0	0	0	0.0-0	0.0-0
10/9/10	at Kentucky	DID NOT PLAY				
10/16/10	ARKANSAS	1	0	1	0.0-0	0.0-0
10/23/10	LSU	0	0	0	0.0-0	0.0-0
10/30/10	at Ole Miss	0	0	0	0.0-0	0.0-0
11/6/10	CHATTANOOGA	0	0	0	0.0-0	0.0-0
11/13/10	GEORGIA	1	1	0	0.0-0	0.0-0
11/26/10	at Alabama	0	0	0	0.0-0	0.0-0
12/4/10	South Carolina (SECCG)	1	1	0	1.0-6	1.0-6
1/10/11	Oregon (BCSNCG)	0	0	0	0.0-0	0.0-0

DATE	OPPONENT	TT	UT	AT	TFL-YDS	QBS-YDS
9/3/11	UTAH STATE	2	1	1	0.5-6	0.0-0
9/10/11	MISSISSIPPI STATE	3	2	1	1.5-3	0.0-0
9/17/11	at Clemson	0	0	0	0.0-0	0.0-0
9/24/11	FLORIDA ATLANTIC	2	2	0	1.0-2	0.0-0
10/1/11	at South Carolina	1	0	1	0.0-0	0.0-0
10/8/11	at Arkansas	0	0	0	0.0-0	0.0-0
10/15/11	FLORIDA	0	0	0	0.0-0	0.0-0
10/22/11	at LSU	1	1	0	1.0-5	1.0-5
10/29/11	OLE MISS	2	2	0	0.0-0	0.0-0
11/12/11	at Georgia	1	0	1	0.0-0	0.0-0
11/19/11	SAMFORD	0	0	0	0.0-0	0.0-0
11/26/11	ALABAMA	0	0	0	0.0-0	0.0-0
12/31/11	Virginia (Chick-fil-A)	1	1	0	0.0-0	0.0-0

10/22/11	at LSU	1	0	1	0.0-0	0.0-0
10/29/11	OLE MISS	0	0	0	0.0-0	0.0-0
11/12/11	at Georgia	0	0	0	0.0-0	0.0-0
11/19/11	SAMFORD	1	1	0	0.0-0	0.0-0
11/26/11	ALABAMA	0	0	0	0.0-0	0.0-0
12/31/11	Virginia (Chick-fil-A)	0	0	0	0.0-0	0.0-0



CHAD SLADE #62
OL
6-5 • 320 • RFr. • RS
Moody, Ala. (Moody)
Liberal Arts

2011 — Played in 13 games with 10 starts ... Saw his first snaps of his career and made his first career start in the season opener against Utah State at right tackle ... Moved inside to right guard for his second start of the season against Mississippi State ... Saw limited snaps against Clemson ... Started at right guard against Florida Atlantic ... Saw time against South Carolina and Arkansas ... Started at left guard against Florida, LSU and Ole Miss ... Took over as the starter at left guard after the injury to Jared Cooper ... Started the last four games of the season at left guard.

2010 — Redshirted ... Did not play.

HIGH SCHOOL — High School Coach: Brandon Wiley ... No. 59-ranked offensive guard by ESPN.com/Scouts Inc. ... No. 62-rated offensive guard by Scout.com ... Ranked as the No. 34 player in Alabama by SuperPrep ... Named to the All-Southeast Region team by PrepStar ... Named the No. 38 prospect in Alabama by the Tuscaloosa News.

PERSONAL — Born May 4, 1992 ... Son of Joseph and Nikki Shorter ... Major: Liberal Arts.



DEVAUNTE SIGLER #96
DL
6-3 • 263 • Fr. • HS
Mobile, Ala. (B.C. Rain)
Undecided

2011 — Appeared in all 13 games ... 10 tackles, including 1.5 TFLs (-3) and 1.0 quarterback sacks (-3) ... Tallied one tackle in season opener against Utah State ... Three tackles in win over Mississippi State ... Registered one tackle at Clemson ... One tackle in win over FAU ... Credited with one tackle and half a TFL at Arkansas ... Recorded his first career sack against Florida ... One tackle at LSU ... Credited with one QB hurry against Ole Miss ... Saw snaps against Georgia ... One tackle in win over Samford.

HIGH SCHOOL — Listed as the nation's No. 44 defensive end and the No. 18 player in the state of Alabama by Scout.com ... Named the nation's No. 46 defensive end by ESPN.com/Scouts, Inc. ... Listed as the No. 22 player from the state of Alabama and the No. 64 OLB in the nation by Rivals.com ... Ranked as the No. 16 recruit from Alabama by SuperPrep ... Named to the All-Southeast Region team by PrepStar ... Ranked No. 16 on the Mobile Press-Register's Elite 18 ... Ranked No. 24 on the Birmingham News' list of the Alabama Super Seniors ... As a senior, totaled 80 tackles with five tackles for loss and one interception returned for a touchdown while earning Class 4A honorable mention all-state honors ... Racked up 80 tackles during junior season with seven sacks.

PERSONAL — Born May 2, 1992 ... Son of Rhonda Sigler ... Major: Undecided.

SIGLER'S CAREER DEFENSIVE STATS

YEAR	G/GS	TT	UT	AT	TFL-YDS	QBS-YDS	FF/FR	QBH	I/YDS
2011	13/0	10	6	4	1.5-3	1.0-3	0/0	1	0/0

SIGLER'S GAME-BY-GAME DEFENSIVE STATS

DATE	OPPONENT	TT	UT	AT	TFL-YDS	QBS-YDS
9/3/11	UTAH STATE	1	0	1	0.0-0	0.0-0
9/10/11	MISSISSIPPI STATE	3	2	1	0.0-0	0.0-0
9/17/11	at Clemson	1	1	0	0.0-0	0.0-0
9/24/11	FLORIDA ATLANTIC	1	1	0	0.0-0	0.0-0
10/1/11	at South Carolina	0	0	0	0.0-0	0.0-0
10/8/11	at Arkansas	1	0	1	0.5-0	0.0-0
10/15/11	FLORIDA	1	1	0	1.0-3	1.0-3



RYAN SMITH #24
DB
6-2 • 208 • So. • 1L
Cordova, Ala. (Cordova)
Liberal Arts

2011 — Played in 13 games with one start ... Finished with 23 tackles, including 2.5 tackles for loss (-6) with one fumble recovery ... Saw action against Utah State ... Made the game-saving tackle on Mississippi State quarterback Chris Relf at the goal line as time expired ... First non-special teams tackle of his career ... The tackle was just the fourth of Smith's career ... Set a career high with three stops against Clemson ... Had one solo tackle against FAU ... Saw action against USC ... Tied career high with three tackles at Arkansas ... Saw snaps against Florida ... Posted one tackle at LSU ... Totaled two tackles and one TFL against Ole Miss ... Made his first career start at Georgia ... Set a career high with five tackles ... Two tackles and credited with half a TFL against Samford ... Posted three tackles (two solos) against Alabama ... Two tackles, including one for loss and a fumble recovery in bowl victory over Virginia.

2010 — Appeared in 14 games and totaled three tackles all on special teams ... Saw limited snaps in season opener vs. Arkansas State but did not register a tackle ... Played in SEC opener at Mississippi State but did not record a tackle ... Saw snaps vs. Clemson but did not have a tackle ... Had limited snaps vs. South Carolina ... Saw playing time vs. ULM but did not have a tackle ... Saw playing time but did not have a tackle vs.

Player Bios

Kentucky ... Had one solo tackle vs. Arkansas ... Played but did not have a tackle vs. LSU ... Saw playing time vs. Ole Miss ... Played but did not have a tackle vs. UTC ... Totaled one solo tackle vs. Georgia ... Played vs. Alabama but did not have a tackle ... Had one solo tackle in win over South Carolina in SEC Championship Game ... Played but did not have a tackle vs. Oregon in BCS National Championship Game.

HIGH SCHOOL — High School Coach: Scott Basden ... Ranked as the nation's No. 93 safety by Scout.com ... Ranked No. 170 nationally as an athlete by ESPN.com/Scouts, Inc. ... Ranked as the No. 27 player in Alabama by SuperPrep ... Named to the Class 3A All-State First Team as a senior and junior by the Alabama Sports Writers Association, and earned 3A Back of the Year honors as a senior ... Finished fourth in the Alabama Mr. Football voting as a senior ... Led Cordova to three straight appearances in state title game ... Rushed for 1,856 yards and 26 touchdowns as a senior ... As a junior, rushed for 1,376 yards and 19 touchdowns on just 175 attempts (7.9 ypc) while throwing for 1,274 yards and 20 scores ... Also had 70 tackles and six interceptions during junior season.

PERSONAL — Born May 12, 1991 ... Son of Chris Smith and Diann Simon ... Major: Liberal Arts.

SMITH'S CAREER DEFENSIVE STATS

YEAR	G/GS	TT	UT	AT	TFL-YDS	QBS-YDS	FF/FR	PD	I/YDS
2010	14/0	3	3	0	0.0-0	0.0-0	0/0	0	0/0
2011	13/1	23	15	8	2.5-6	0.0-0	0/1	0	0/0
Totals	27/1	26	18	8	2.5-6	0.0-0	0/1	0	0/0

SMITH'S GAME-BY-GAME DEFENSIVE STATS

DATE	OPPONENT	TT	UT	AT	PD	INT-YDS
9/4/10	ARKANSAS STATE	0	0	0	0	0-0
9/9/10	at Mississippi State	0	0	0	0	0-0
9/18/10	CLEMSON	0	0	0	0	0-0
9/25/10	SOUTH CAROLINA	0	0	0	0	0-0
10/2/10	LOUISIANA-MONROE	0	0	0	0	0-0
10/9/10	at Kentucky	0	0	0	0	0-0
10/16/10	ARKANSAS	1	1	0	0	0-0
10/23/10	LSU	0	0	0	0	0-0
10/30/10	at Ole Miss	0	0	0	0	0-0
11/6/10	CHATTANOOGA	0	0	0	0	0-0
11/13/10	GEORGIA	1	1	0	0	0-0
11/26/10	at Alabama	0	0	0	0	0-0
12/4/10	South Carolina (SECCG)	1	1	0	0	0-0
1/10/11	Oregon (BCSNCG)	0	0	0	0	0-0

DATE	OPPONENT	TT	UT	AT	PD	INT-YDS
9/3/11	UTAH STATE	0	0	0	0	0-0
9/10/11	MISSISSIPPI STATE	1	1	0	0	0-0
9/17/11	at Clemson	3	2	1	0	0-0
9/24/11	FLORIDA ATLANTIC	1	1	0	0	0-0
10/1/11	at South Carolina	0	0	0	0	0-0
10/8/11	at Arkansas	3	2	1	0	0-0
10/15/11	FLORIDA	0	0	0	0	0-0
10/22/11	at LSU	1	1	0	0	0-0
10/29/11	OLE MISS	2	1	1	0	0-0
11/12/11	* at Georgia	5	2	3	0	0-0
11/19/11	SAMFORD	1	1	2	0	0-0
11/26/11	ALABAMA	3	2	1	0	0-0
12/31/11	Virginia (Chick-fil-A)	2	2	0	0	0-0



TRAVANTE STALLWORTH

#85

WR

5-9 • 190 • Jr. • 2L
Leesville, La. (Leesville)
Public Administration

2011 — Played in 13 games with eight starts ... 13 catches for 214 yards and once TD reception ... Made the first start of his career against Utah State ... Recorded four catches for 93 yards and a touchdown ... Touchdown was a 39-yard catch-and-run ... One reception against Mississippi State ... Team-high five receptions and 71 yards against Clemson ... Started against FAU, but was held without a catch ... Did not record a reception at South Carolina ... Had one reception for 44 yards at Arkansas ... Catch was the longest of his career ... Saw time against Florida ... Two receptions for 10 yards at LSU.

2010 — Appeared in three games ... Saw limited snaps vs. Arkansas State but did not have a catch ... Also saw playing time vs. Louisiana-Monroe and Chattanooga.

2009 — Appeared in 10 games before season ending injury vs. Furman ... Saw playing time vs. Louisiana Tech in season opener but did not have a catch ... Had 21 receiving yards on two catches vs. Ball State ... Rushed one time for 10 yards vs. Tennessee ... Against Ole Miss, rushed two times for 22 yards with a long of 14 yards ... Had one 16-yard run vs. Furman.

HIGH SCHOOL — High School Coach: Terence Williams ... During his senior season, completed 92-of-150 passes for 1,339 yards and 14 touchdowns, while also rushing for 546 yards and 15 scores on 130 carries ... As a junior, competed 113 of 200 passes for 1,340 yards and 10 touchdowns, while also rushing for 940 yards on 165 carries with 17 touchdowns.

PERSONAL — Born March 5, 1991 ... Son of James and Jalaine Stallworth ... Major: Public Administration.

STALLWORTH'S CAREER RECEIVING STATS

YEAR	G/GS	NO	YDS	AVG	TD	LP/OPPONENT
2009/10/0	2	21	10.5	0.16/Ball State		
2010/3/0	0	0	0.0	0	--	2011 13/7
13 2/14	16.5	144/Arkansas				
Totals	26/7	15	235	15.7	1	44/Arkansas


STALLWORTH'S CAREER GAME HIGH STATS

	No.	Opponent	Date
Receptions	5	Clemson	9/17/11
Receiving Yards	93	Utah State	9/3/11
TDs	1	Utah State	9/3/11

STALLWORTH'S GAME-BY-GAME RECEIVING STATS

DATE	OPPONENT	REC	YDS	AVG	TD	TD REC
9/3/11	* UTAH STATE	4	93	23.3	1	39
9/10/11	* MISSISSIPPI STATE	1	-4	-4.0	0	--
9/17/11	* at Clemson	5	71	14.2	0	20
9/24/11	* FLORIDA ATLANTIC	0	0	0.0	0	--
10/1/11	at South Carolina	0	0	0.0	0	--
10/8/11	* at Arkansas	1	44	44.0	0	--
10/15/11	FLORIDA	0	0	0.0	0	--
10/22/11	at LSU	2	10	5.0	0	--
10/29/11	OLE MISS	0	0	0.0	0	--
11/12/11	* at Georgia	0	0	0.0	0	--
11/19/11	SAMFORD	0	0	0.0	0	--
11/26/11	* ALABAMA	0	0	0.0	0	--
12/31/11	Virginia (Chick-fil-A)	0	0	0.0	0	--

Player Bios



JOHN #71
SULLEN OL

6-5 • 333 • Jr. • 2L
Auburn, Ala. (Auburn)
History

CAREER — Played in 38 games, recording 12 starts.

2011 — SEC Academic Honor Roll ... Played in 13 games with 11 starts ... Made his second career start against Utah State in the season opener ... Saw snaps against Mississippi State, but did not start ... Started at right guard against Clemson ... Started at right guard against South Carolina ... Made the start at right guard against Arkansas ... Started at right guard the last nine games.

2010 — Appeared in 13 games ... Part of o-line that has allowed 23 sacks in 296 pass attempts ... Saw limited snaps in season opener vs. Arkansas State as o-lined paved way for 608 yards total offense ... Played in SEC opener at Mississippi State, primarily on special teams ... Saw snaps on special teams vs. Clemson ... Replaced starter A.J. Greene (injured) at RT in second half vs. Clemson ... Did not play vs. South Carolina ... Saw limited snaps vs. ULM and helped Tigers rush for 233 yards ... Saw snaps vs. Kentucky and part of o-line that did not allow a sack in 21 pass attempts ... Played vs. Arkansas and helped Tigers put most points ever vs. an SEC team with 65 ... Helped AU rush for 440 yards vs. LSU, the most ever against an LSU defense ... Part of o-line that totaled 572 yards total offense vs. Ole Miss ... Against UTC, helped AU offense average 11.6 yards per play and total 628 yards offense ... Against Georgia, part of offense that totaled 463 yards including 315 yards rushing ... Against Alabama, helped Tigers total 332 yards of offense and score 28 points over the final three quarters ... In SEC Championship Game vs. South Carolina, helped Auburn rack up 589 yards total offense with 238 yards rushing and 351 passing ... Against Oregon in BCS National Championship Game, helped Tigers rush for 254 yards and amass 519 yards total offense.

2009 — Appeared in 13 games with one start ... Saw game action in season opener vs. Louisiana Tech ... Did not give up a sack in limited action vs. Mississippi State ... Made first career start against Ball State ... Saw extensive playing time vs. Furman, picking up two knockdown blocks ... Totaled 4.5 knockdown blocks against Ball State.

HIGH SCHOOL — High School Coach: Tim Carter ... Named to the Class 6A All-State team by the Alabama Sports Writers Association as a senior ... Graded out at 86 percent with 55 pancake blocks ... Earned ASWA honorable mention all-state honors as a junior ... Ranked nationally 35th among offensive guards and 21st on the Alabama Postseason Top 40 by Rivals.com ... Listed as the nation's No. 63 offensive tackle by ESPN.com/Scouts, Inc. ... Ranked as the nation's No. 102 offensive tackle by Scout.com ... Listed as the No. 34 player from Alabama by SuperPrep ... Named to PrepStar's All-Southeast Region team.

PERSONAL — Born Dec. 31, 1990 ... Son of John and Brelinda Sullen ... Major: Pre-History.




ANTHONY #44
SWAIN LB

6-2 • 205 • Fr. • HS
Gadsden, Ala. (Gadsden City)
Undecided

2011 — Did not played.

HIGH SCHOOL — Named the nation's No. 25 safety by ESPN.com/Scouts, Inc. ... Listed as the No. 11 player in the state of Alabama and the No. 24 defensive back in the country by Rivals.com ... Ranked as the nation's No. 14 safety by MaxPreps ... Ranked as the nation's No. 35 safety and the No. 17 player in the state of Alabama by Scout.com ... Listed as the No. 14 recruit from Alabama by SuperPrep ... Named to the All-Southeast Region team by PrepStar ... Ranked No. 13 on the Mobile Press-Register's Elite 18 ... Ranked No. 14 on the Birmingham News' list of the Alabama Super Seniors ... Played in the Alabama-Mississippi All-Star game ... Totaled 27 tackles during senior season with one sack, three interceptions, six pass break-ups, one forced fumble and two fumble recoveries.

PERSONAL — Born Oct. 24, 1992 ... Son of Anthony Swain Sr. and Johnelle Swain ... Major: Undecided.




NATHAN #49
TAYLOR WR

5-10 • 178 • Sr. • SQ
Fredericksburg, Va. (Massaponax)
Exercise Science

2011 — Awarded scholarship prior to start of the season ... Did not played due to injury.

PERSONAL — Born Sept. 29, 1989 ... Son of Nathan and Paula Taylor.



ROBENSON #27
THEREZIE DB

5-9 • 192 • Fr. • HS
Miami, Fla. (Jackson)
Undecided

2011 — Played in all 13 games ... 17 tackles with one tackle for loss ... Returned five kick-offs for 112 yards ... Major contributor on special teams ... Saw first career action in Auburn uniform in season opener against Utah State ... Had one assisted tackle against Mississippi State ... Saw time against Clemson ... Posted career-high five tackles against Florida Atlantic ... Also credited with a deflection ... Saw time against South Carolina ... Made one stop at Arkansas ... Returned the first kickoff of his career for 36 yards against Florida ... Three tackles at LSU ... Also returned four kicks for 90 yards with a long of 36 ... Two tackles against Ole Miss ... Also returned one kick for 22 yards ... Two tackles at Georgia and against Virginia.

Player Bios

HIGH SCHOOL — Rated as the No. 5 safety in the nation, the No. 22 recruit from Florida and the No. 110 player overall nationally by 247Sports ... Listed as the nation's No. 11 safety by ESPN.com/Scouts, Inc. ... Named the nation's No. 17 safety and the No. 43 player from the state of Florida by Rivals.com ... Ranked as the nation's No. 13 safety by MaxPreps ... Listed as the No. 27 corner back by Scout.com ... Named a SuperPrep All-American, and the nation's No. 19 defensive back and the No. 21 recruit from Florida by SuperPrep ... Named a PrepStar All-American ... Earned Under Armour All-America honors as a senior ... Ranked No. 84 in the Mobile Press-Register's Super Southeast 120 ... Totaled 81 tackles with four interceptions and two forced fumbles during junior campaign ... Also rushed for 279 yards and had 239 receiving yards as a junior ... As a sophomore, he had 81 total tackles, nine forced fumbles as well as three interceptions.

PERSONAL — Born on Aug. 8, 1991 ... Son of Monique Therzie ... Has brothers Franco, France, Ricardo, Jean, Marvin, Stanley and Poppy and sister Ludine ... Major: Undecided.

THEREZIE'S CAREER DEFENSIVE STATS

YEAR	G/GS	TT	UT	AT	TFL-YDS	QBS-YDS	FF/FR	PD	I/YDS
2011	13/0	17	12	5	1.0-1	0.0-0	0/0	1	0/0

THEREZIE'S CAREER GAME HIGH STATS

	No.	Opponent	Date
Tackles	5	Florida Atlantic	9/24/11

THEREZIE'S GAME-BY-GAME DEFENSIVE STATS

ATE	OPPONENT	TT	UT	AT	PD	INT-YDS
9/3/11	UTAH STATE	0	0	0	0	0-0
9/10/11	MISSISSIPPI STATE	1	0	1	0	0-0
9/17/11	at Clemson	1	1	0	0	0-0
9/24/11	FLORIDA ATLANTIC	5	5	0	1	0-0
10/1/11	at South Carolina	0	0	0	0	0-0
10/8/11	at Arkansas	1	1	0	0	0-0
10/15/11	FLORIDA	0	0	0	0	0-0
10/22/11	at LSU	3	1	2	0	0-0
10/29/11	OLE MISS	2	2	0	0	0-0
11/12/11	at Georgia	2	0	2	0	0-0
11/19/11	SAMFORD	0	0	0	0	0-0
11/26/11	ALABAMA	0	0	0	0	0-0
12/31/11	Virginia (Chick-fil-A)	2	2	0	0	0-0

Carolina ... Added one tackle and one deflection ... Made six tackles with one breakup at Arkansas ... Three tackles with two breakups in win over Florida ... Team-high 14 tackles in loss at LSU ... Five stops gainst Ole Miss ... Posted his fourth double-digit tackle game of the season with 12 in loss at Georgia ... Four stops and his seventh career interception against Samford ... Totaled nine tackles against Alabama .. Tied for team-high with eight stops in Chick-fil-A Bowl win against Virginia.

2010 — Coaches' Second-Team Preseason All-SEC ... Appeared in 14 games with 13 starts ... Third on team with 64 tackles with a team-best nine PBU's ... Started season opener vs. Arkansas State, totaling four tackles and one PBU ... In SEC opener at Mississippi State, totaled three tackles, with two solo, and one PBU ... Against Clemson, totaled five tackles with four solo stops ... Broke up a pass and totaled three tackles vs. South Carolina ... Saw limited playing time vs. ULM, totaling a pair of solo tackles ... Totaled four tackles vs. Kentucky ... Against Arkansas, recorded 10 tackles, all solo stops, and had one PBU ... Against LSU, broke up one pass and recorded six tackles, with four solo ... Against Ole Miss, led team with seven tackles with five coming on solo stops ... In limited snaps vs. UTC, broke up one pass and had two solo tackles ... Started vs. Georgia but did not have a tackle ... Against Alabama, led all tacklers with a season-high 12 stops ... Also had half a TFL (first of season) for minus 1 yard and two PBU's ... In SEC Championship Game vs. South Carolina, had four tackles, with three solo stops, and one PBU ... Against Oregon in BCS National Championship Game, had a pair of tackles, one solo.

2009 — T-20th in SEC in tackles per game, 6.5 tpg ... T-12th SEC in passes defended per game, 0.75 ... Phil Steele's Third-Team Midseason All-SEC ... Started all 13 games ... Finished with third-most tackles on team with 84 ... Started at cornerback in season opener vs. Louisiana Tech ... Broke up one pass and recorded three solo tackles vs. Tech ... Totaled seven tackles, five solo, in victory over Mississippi State ... Intercepted a pass, broke-up two passes and had seven tackles vs. West Virginia ... The pick vs. WVA ended a scoring threat at the AU 25-yard line ... Against Ball State, totaled six tackles with five solo stops ... Registered seven tackles in win over Tennessee ... Against Arkansas, set a career high with 11 tackles ... Eight of 11 tackles were solo stops ... Recovered blocked field goal attempt and returned it 69 yards for TD against Kentucky ... Also broke up two passes and totaled four tackles vs. UK ... Against LSU, broke up pass and totaled eight tackles ... Forced a fumble and broke up one pass vs. Ole Miss ... Had a pair of solo tackles vs. Rebels ... In limited time vs. Furman, logged two tackles, one solo ... Against Georgia, had half a TFL (minus 1 yard) to go with five tackles ... Half a TFL vs. Bulldogs was first of career ... Broke up one pass and totaled eight tackles, seven solo, vs. Alabama ... Posted a career, team season and game high with 14 tackles vs. Northwestern in Outback Bowl ... Totaled 13 solo tackles ... Also had one interception vs. Northwestern ... Last tackle came on last play of game that prevented game-winning TD on fake field goal in overtime, with tackle coming just short of goal line.

2008 — Coaches' All-SEC Freshman Team ... Played in 11 games with one start ... Finished tied for ninth-most tackles on team with 29, with 20 solo stops ... Tied for second-most interceptions on team with two and most return interception yardage with 101 yards ... Also totaled four pass break-ups ... In first collegiate action, led Tigers with seven tackles including five solo vs. Louisiana-Monroe ... Also broke up two passes vs. Warhawks ... Forced a fumble and had one solo tackle vs. Southern Miss ... Recorded four total tackles, three solo, against Tennessee ... Broke up two passes and had two tackles vs. Vanderbilt ... In first career start, recorded first career INT and returned it 59 yards vs. Arkansas ... The return is tied for 16th longest in AU history ... Also had seven tackles, three solo, vs. Razorbacks ... Left game in first half due to injury vs. West Virginia ... Did not play vs. Ole Miss due to injury ... Intercepted a pass and returned it 42 yards to seal victory over UT Martin ... Against Alabama, had four total tackles with three solo stops.

HIGH SCHOOL — Had 64 tackles including six tackles for loss, 11 pass breakups, three interceptions and forced a fumble as a senior ... Named an Under Armour All-America as a senior ... Registered 18 sacks as a junior ... Was honorable mention all-county as a junior ... Rated as 11th best corner back in nation by Scouts.com ... Ranked 53rd best player in Georgia by SuperPrep ... He also ran track.

PERSONAL — Born Feb. 11, 1990 ... Son of Glenn Thorpe and Nickie Lipscomb. ... Major: Philosophy.

THORPE' CAREER DEFENSIVE STATS

YEAR	G/GS	TT	UT	AT	TFL-YDS	QBS-YDS	FF/FR	PD	I/YDS
2008	11/1	29	20	9	0.0-0	0.0-0	1/0	6	2-101
2009	13/13	84	56	28	0.5-1	0.0-0	1/0	11	2-22
2010	14/13	64	45	19	0.5-1	0.0-0	0/0	9	0-0
2011	13/13	102	51	51	0.5-1	0.0-0	0/1	6	3-66
Totals	50/39	279	172	107	1.5-3	0.0-0	2/1	32	7-189



NEIKO #15
THORPE DB
 6-3 • 191 • Sr. • 3L
 Tucker, Ga. (HS)
 Philosophy

CAREER — Has one return for touchdown, a 69-yard blocked FG vs. UK (10/17/09) ... Eight career double-digit tackle games ... Has at least one tackle in 47 of 51 career games played with 279 tackles for his career.

2011 — SEC Coaches Pre-Season Third Team ... Phil Steele Midseason All-SEC Third Team ... Started all 13 games ... Second on the team with career-best 102 tackles ... Finished fifth in the SEC in tackles and nine in conference in league games ... Recorded nine tackles against Utah State in his first game at safety ... Led team with three interceptions (66 return yards) and second with six pass break ups ... Also had 0.5 tackles for loss on season ... Recorded nine tackles against Utah State in his first game at safety ... Total included seven unassisted stops ... 11 tackles against Mississippi State ... Also in on a TFL ... Led Auburn with 16 tackles against Clemson ... First Auburn player to record more than 15 tackles since Dontarrious Thomas posted 19 stops against Syracuse on 9/22/01 ... Also recovered the first fumble of his career against Clemson ... Made four tackles and recorded his fifth career interception in win over Florida Atlantic ... Made his sixth career interception against South

Player Bios

THORPE'S CAREER GAME HIGH STATS

	No.	Opponent	Date
Tackles	16	at Clemson	9/17/11
Interceptions	1	7x (last vs. Samford)	11/19/11

THORPE'S GAME-BY-GAME DEFENSIVE STATS

DATE	OPPONENT	TT	UT	AT	PD	INT-YDS
8/30/08	LOUISIANA-MONROE	7	5	2	2	0-0
9/6/08	SOUTHERN MISS	1	1	0	0	0-0
9/13/08	MISSISSIPPI STATE	0	0	0	0	0-0
9/20/08	LSU	2	2	0	0	0-0
9/27/08	TENNESSEE	4	3	1	0	0-0
10/4/08	at Vanderbilt	2	1	1	2	0-0
10/11/08	* ARKANSAS	7	3	4	0	1-59
10/23/08	at West Virginia	0	0	0	0	0-0
11/1/08	at Ole Miss					DID NOT PLAY
11/8/08	TENNESSEE-MARTIN	0	0	0	0	1-42
11/15/08	GEORGIA	2	2	0	0	0-0
11/29/08	at Alabama	4	3	1	0	0-0

DATE	OPPONENT	TT	UT	AT	PD	INT-YDS
9/5/09	* LOUISIANA TECH	3	3	0	1	0-0
9/12/09	* MISSISSIPPI STATE	7	5	2	0	0-0
9/19/09	* WEST VIRGINIA	7	5	2	2	1-22
9/26/09	* BALL STATE	6	5	1	0	0-0
10/3/09	* at Tennessee	7	3	4	0	0-0
10/10/09	* at Arkansas	11	6	5	0	0-0
10/17/09	* KENTUCKY	4	3	1	2	0-0
10/24/09	* at LSU	8	2	6	1	0-0
10/31/09	* OLE MISS	2	2	0	1	0-0
11/7/09	* FURMAN	2	1	1	0	0-0
11/14/09	* at Georgia	5	1	4	0	0-0
11/27/09	* ALABAMA	8	7	1	1	0-0
1/1/10	* Northwestern (Outback)	14	13	1	1	1-0

DATE	OPPONENT	TT	UT	AT	PD	INT-YDS
9/4/10	* ARKANSAS STATE	4	3	1	1	0-0
9/9/10	* at Mississippi State	3	2	1	1	0-0
9/18/10	* CLEMSON	5	4	1	0	0-0
9/25/10	* SOUTH CAROLINA	3	2	1	1	0-0
10/2/10	LOUISIANA-MONROE	2	2	0	0	0-0
10/9/10	* at Kentucky	4	1	3	0	0-0
10/16/10	* ARKANSAS	10	10	0	1	0-0
10/23/10	* LSU	6	4	2	1	0-0
10/30/10	* at Ole Miss	7	5	2	0	0-0
11/6/10	* CHATTANOOGA	2	2	0	1	0-0
11/13/10	* GEORGIA	0	0	0	0	0-0
11/26/10	* at Alabama	12	6	6	2	0-0
12/4/10	* South Carolina (SECCG)	4	3	1	1	0-0
1/10/11	* Oregon (BCSNCG)	2	1	1	0	0-0

DATE	OPPONENT	TT	UT	AT	PD	INT-YDS
9/3/11	* UTAH STATE	9	7	2	0	0-0
9/10/11	* MISSISSIPPI STATE	11	4	7	0	0-0
9/17/11	* at Clemson	16	8	8	0	0-0
9/24/11	* FLORIDA ATLANTIC	4	3	1	0	1-46
10/1/11	* at South Carolina	1	0	1	1	1-20
10/8/11	* at Arkansas	6	3	3	1	0-0
10/15/11	* FLORIDA	3	2	1	2	0-0
10/22/11	* at LSU	14	2	12	0	0-0
10/29/11	* OLE MISS	5	2	3	0	0-0
11/12/11	* at Georgia	12	6	6	0	0-0
11/19/11	* SAMFORD	4	2	2	1	1-0
11/26/11	* ALABAMA	9	4	5	0	0-0
12/31/11	* Virginia (Chick-fil-A)	8	8	0	1	0-0



JAMAR

#74

TRAVIS

DL

6-0 • 294 • Jr. • 2L
Brewton, Ala. (W.S. Neal)
Public Administration

2011 — Played in all 13 games ... Four tackles on season with one TFL ... Recorded one tackle against Utah State ... Had one tackle for loss ... Also credited with one hurry ... One tackle in win over Mississippi State ... Totaled two tackles against Florida Atlantic ... One QB hurry against Samford.

2010 — Appeared in 14 games and totaled two tackles ... Saw limited snaps in season opener vs. Arkansas State and did not record a tackle ... Played in SEC opener at Mississippi State but did not register a tackle ... Saw playing time vs. Clemson but did not have a tackle ... Did not play vs. South Carolina ... Saw playing time and logged one solo tackle vs. ULM ... Played vs. Kentucky but did not have a tackle ... Saw limited snaps vs. Arkansas ... Played vs. LSU but did not have a tackle ... Saw playing time vs. Ole Miss ... One solo tackle vs. UTC ... Saw playing time vs. Georgia ... Played primarily on special teams vs. Alabama ... Saw playing time vs. South Carolina in SEC Championship Game ... One solo tackle vs. Oregon in BCS National Championship Game.

HIGH SCHOOL — High School Coach: Blaine Hathcock ... As a junior, had 60 tackles, including 20 tackles for loss and four sacks ... First Team All-State as a junior by the Alabama Sports Writers Association ... Named a PrepStar All-American ... Listed as the nation's No. 11 defensive tackle by ESPN.com/Scouts, Inc. ... Ranked 29th nationally among defensive tackles and 11th on the Alabama Postseason Top 40 by Rivals.com ... Ranked as the nation's No. 32 defensive tackle by Scout.com ... Listed as the No. 17 player from Alabama by SuperPrep ... Ranked No. 22 on the Birmingham News' Super Seniors list.

PERSONAL — Born Sept. 24, 1990 ... Son of Ronald and Chello Travis ... Major: Public Administration.


TRAVIS' CAREER DEFENSIVE STATS

YEAR	G/GS	TT	UT	AT	TFL-YDS	QBS-YDS	FF/FR	QBH	I/YDS
2010	14/0	3	3	0	0.0-0	0.0-0	0/0	0	0/0
2011	13/0	4	3	1	1.0-1	0.0-0	0/0	2	0/0
Totals	27/0	7	6	1	1.0-1	0.0-0	0/0	2	0/0

TRAVIS' GAME-BY-GAME DEFENSIVE STATS

DATE	OPPONENT	TT	UT	AT	TFL-YDS	QBS-YDS
9/3/11	UTAH STATE	1	0	1	0.0-0	0.0-0
9/10/11	MISSISSIPPI STATE	1	0	1	0.0-0	0.0-0
9/17/11	at Clemson	0	0	0	0.0-0	0.0-0
9/24/11	FLORIDA ATLANTIC	2	2	0	0.0-0	0.0-0
10/1/11	at South Carolina	0	0	0	0.0-0	0.0-0
10/8/11	at Arkansas	0	0	0	0.0-0	0.0-0
10/15/11	FLORIDA	0	0	0	0.0-0	0.0-0
10/22/11	at LSU	0	0	0	0.0-0	0.0-0
10/29/11	OLE MISS	0	0	0	0.0-0	0.0-0
11/12/11	at Georgia	0	0	0	0.0-0	0.0-0
11/19/11	SAMFORD	0	0	0	0.0-0	0.0-0
11/26/11	ALABAMA	0	0	0	0.0-0	0.0-0
12/31/11	Virginia (Chick-fil-A)	0	0	0	0.0-0	0.0-0

Player Bios



**BARRETT
TROTTER** #14
QB

6-2 • 207 • Jr. • 1L
Birmingham, Ala. (Briarwood Christian)
Graduate

2011 — SEC Academic Honor Roll ... Started first seven games of season, leading AU to 5-2 record ... In nine games, completed 92-of-167 passes (55.1 pct) for 1,184 yards, eight touchdowns and six interceptions ... Posted a 129.20 efficiency rating ... Led team in completions, pass attempts, passing yards, passing touchdowns and interceptions ... Nine rushes on season for 62 yards ... Made his first career start at quarterback against Utah State ... Completed 17-of-23 passes for 261 yards and three touchdowns ... Touchdowns were on throws of 56, 39 and 15 yards ... Led Auburn on two scoring drives with less than four minutes remaining to overcome a 10-point deficit and earn the win ... Completed 16-of-23 passes for 146 yards and two touchdowns against Mississippi State in his first SEC start ... Touchdowns were on throws of 46 and 10 yards ... Completed 12-of-25 passes 198 yards and a touchdown ... One scoring throw of 36 yards ... Hit on 16-of-28 passes for 178 yards and two touchdowns in win over FAU ... Completed 12-of-23 passes for 112 yards and one touchdown in South Carolina victory ... Connected with Phillip Lutzenkirchen for the game-winning touchdown at USC ... Completed 6-of-19 passes for 81 yards at Arkansas ... Hit on 2-of-8 passes for 33 yards, including a 25-yard TD, in win over Florida ... Came off bench to replace an injured Clint Moseley in Chick-fil-A Bowl against Virginia, leading team to victory ... Threw for 175 yards and one touchdown on 11-of-18 passing against UVa ... Also rushed for five times for 32 yards.

2010 — SEC Academic Honor Roll ... Appeared in six games and totaled 64 yards on 6-of-9 passing ... Also rushed for 68 yards and one TD on five attempts ... In season opener vs. Arkansas State, completed only pass attempt for 13 yards to Derek Winter ... Saw extended snaps vs. ULM, rushing for 29 yards on two carries including first career TD (rushing or passing) ... TD run came from 18 yards out ... Also hit 3-of-5 passes for 27 yards with a long throw of 15 yards ... In limited snaps vs. Ole Miss, rushed one time for 2 yards and did not have a pass attempt ... Hit 1-of-2 pass attempts for 8 yards vs. UTC ... In SEC Championship Game vs. South Carolina, rushed twice for 37 yards and hit 1-of-1 pass attempts for 16 yards in limited duty.

2009 — SEC Academic Honor Roll ... Did not play due to injury.

2008 — Redshirted.

HIGH SCHOOL — High School Coach: Fred Yancey ... Threw for 7,968 passing yards, 88 touchdowns and 23 interceptions during career ... Both marks are school records and his 88 touchdown passes are third all-time in Alabama State High School history ... Completed 63 percent of passes during career ... Led Briarwood to 2007 state semi-finals by completing 228-of-361 passes for 3,469 yards and 47 touchdowns with eight interceptions ... Also rushed for 610 yards on 104 attempts and six touchdowns as a senior ... Named ASWA Super 12 and All-State 6A first-team quarterback as a senior ... As a senior also named Birmingham News Metro Player of the Year, ScoutSouth.com Star of Alabama, Mr. Football 5A Back of the Year, and finalist for Mr. Football ... In 11 contests as a junior, completed 188-of-315 passes for 2,414 yards and 22 touchdowns, while rushing for 489 yards on 99 attempts with seven touchdowns ... Birmingham News All-Metro Team Athlete as a junior.

PERSONAL — Born Feb. 10, 1989 ... Son of Rick and Lynn Trotter ... Earned degree in Communications in Spring 2011 ... Enrolled in graduate school.

TROTTER'S CAREER PASSING STATS

YEAR	G/GS	CMP	ATT	PCT	YDS	INT	TD	LPI/OPPONENT
2010	5/0	6	9	66.7	64	0	0	16/South Carolina (SECCG)
2011	9/7	92	167	55.1	1184	6	11	56/Utah State
Totals	14/7	98	176	55.7	1248	6	11	56/Utah State

TROTTER'S CAREER GAME HIGH STATS


	No.	Opponent	Date
Completions	17	Utah State	9/3/11
Pass Attempts	28	Florida Atlantic	9/24/11

Pass Yards	261	Utah State	9/3/11
Pass TDs	3	Utah State	9/3/11
Interceptions	2	at South Carolina	10/1/11

TROTTER'S GAME-BY-GAME PASSING STATS

DATE	OPPONENT	CMP	ATT	YDS	INT	TD	TD Pass
9/4/10	ARKANSAS STATE	1	1	13	0	0	--
9/9/10	at Mississippi State			DID NOT PLAY			
9/18/10	CLEMSON			DID NOT PLAY			
9/25/10	SOUTH CAROLINA			DID NOT PLAY			
10/2/10	LOUISIANA-MONROE	3	5	27	0	0	--
10/9/10	at Kentucky			DID NOT PLAY			
10/16/10	ARKANSAS			DID NOT PLAY			
10/23/10	LSU			DID NOT PLAY			
10/30/10	at Ole Miss	0	0	0	0	0	--
11/6/10	CHATTANOOGA	1	2	8	0	0	--
11/13/10	GEORGIA	0	0	0	0	0	--
11/26/10	at Alabama			DID NOT PLAY			
12/4/10	South Carolina (SECCG)	1	1	16	0	0	--
1/10/11	Oregon (BCSNG)			DID NOT PLAY			

DATE	OPPONENT	CMP	ATT	YDS	INT	TD	TD Pass
9/3/11	* UTAH STATE	17	23	261	0	3	56, 39, 15
9/10/11	* MISSISSIPPI STATE	16	23	146	1	2	46, 10
9/17/11	* at Clemson	12	25	198	1	1	36
9/24/11	* FLORIDA ATLANTIC	16	28	178	1	2	10, 51
10/1/11	* at South Carolina	12	23	112	2	1	9
10/8/11	* at Arkansas	6	19	81	1	0	--
10/15/11	* FLORIDA	2	8	33	0	1	25
10/22/11	at LSU			DID NOT PLAY			
10/29/11	OLE MISS			DID NOT PLAY			
11/12/11	at Georgia			DID NOT PLAY			
11/19/11	SAMFORD			DID NOT PLAY			
11/26/11	ALABAMA			DID NOT PLAY			
12/31/11	Virginia (Chick-fil-A)	11	18	175	0	1	25



**C.J.
UZOMAH** #38
WR

6-4 • 236 • Fr. • HS
Suwanee, Ga. (North Gwinnett)
Undecided

2011 — Saw playing time in all 13 games, primarily on special teams ... Completed a 4-yard pass to Phillip Lutzenkirchen for a touchdown against Georgia on a trick play ... Saw snaps against Samford and Alabama.

HIGH SCHOOL — Listed as the nation's No. 8 tight end by Scout.com ... Rated as the No. 11 athlete in the nation, the No. 15 recruit from Georgia and the No. 181 player overall nationally by 247Sports ... Ranked as the nation's No. 20 tight end and the No. 23 player in the state of Georgia by Rivals.com ... Listed as the No. 36 athlete by ESPN.com/Scouts, Inc. ... Named the No. 6 overall player from the state of Georgia and the No. 119 player nationally by CBSsports.com ... Rated as the No. 5 athlete in the nation by MaxPreps ... Named a SuperPrep All-American, and the nation's No. 16 tight end and the No. 15 recruit from Georgia by SuperPrep ... Named to the All-Southeast Region team by PrepStar ... Ranked No. 15 on the Atlanta Journal-Constitution's Fab 50 ... Ranked No. 119 in the Mobile Press-Register's Super Southeast 120 ... Played in the GACA North/South All-Star Classic ... During senior season, threw for 238 yards with two touchdowns, rushed for 74 yards and had 168 receiving yards with one touchdown ... As a junior, passed for 1,750 yards passing and 15 touchdowns, and ran for 800 yards and 10 more touchdowns ... Led North Gwinnett to a one loss season his junior year ... Became a starter as a sophomore playing wide receiver.

PERSONAL — Born Jan. 14, 1993 ... Son of Xavier and Stephanie Uzomah ... Major: Undecided.

Player Bios




CHRISTIAN #57
WESTERMAN OL
 6-3 • 277 • Fr. • HS
 Suwanee, Ariz. (Hamilton)
 Undecided

2011 — Did not played.

HIGH SCHOOL — Named the nation's No. 2 offensive tackle and the No. 6 player nationally by ESPN.com/Scouts, Inc. ... Ranked as the nation's No. 1 offensive guard and the No. 17 player in the nation by Scout.com ... Rated as the No. 3 offensive tackle in the nation, the No. 1 recruit from Arizona and the No. 26 player overall nationally by 247Sports ... Listed as the nation's No. 3 offensive tackle, the No. 1 player in the state of Arizona and the No. 27 player in the nation overall by Rivals.com ... Ranked as the nation's No. 5 offensive tackle and the No. 16 overall prospect in the MaxPreps Top 100 ... Named to the PrepStar Dream Team as the No. 8-ranked player in the nation ... Named an All-American, the nation's No. 2 offensive lineman and the No. 2 recruit from Arizona by SuperPrep, and the No. 21 overall player nationally in the SuperPrep Elite 50 ... Selected to play in the 2011 Under Armour All-American game following his senior season ... Named to USA Today's All-USA first team offense ... Helped lead his team to back to back undefeated junior and senior year seasons with an overall record of 29-0 ... Also was a part of three state championships ... Listed on The Associated Press' Top 25 best players in the West.

PERSONAL — Born Feb. 23, 1993 ... Son of Christian Westerman Sr. and Jodie Westerman ... Major: Undecided.



JEFFREY #54
WHITAKER DT
 6-4 • 312 • So. • 1L
 Warner Robins, Ga. (Warner Robins)
 Liberal Arts

2011 — Started all 13 games at defensive tackle ... Recorded 25 tackles, including 2.0 for loss (-3) with three QB hurries, one fumble recovery and one forced fumble ... Made his first career start against Utah State ... Recorded a pair of tackles ... Also credited with half a tackle for loss ... Three tackles against Mississippi State ... Recorded two tackles against FAU ... Tallied two tackles and forced a fumble against South Carolina ... Credited with one tackle and a fumble recovery at Arkansas ... Fumble recovery was the first of his career ... Totaled two tackles and one QB hurry against Florida ... Started at defensive tackle against LSU ... Three tackles (two solo) and one TFL for 2 yards in win over Ole Miss ... Had career-high four tackles (three solo) at Georgia ... One tackle and one QB hurry against Samford ... Made three tackles against Alabama ... Two tackles and a half tackle for loss against Virginia.

2010 — Appeared in 14 games and totaled seven tackles ... Saw limited action in season opener vs. Arkansas State, totaling one tackle ... Played in SEC opener at Mississippi State but did not have a tackle ... Totaled one solo tackle in limited snaps vs. Clemson ... Had a QB hurry in limited snaps vs. South Carolina ... Had one solo tackle and one QB hurry vs. ULM ... Played but did not have a tackle vs. Kentucky ... Saw playing time but did not have a tackle vs. Arkansas ... Played but did not have a tackle vs. LSU ... Saw playing time vs. Ole Miss but did not register a tackle ... Against UTC, totaled three tackles with one solo ... Played vs. Georgia but did not have a tackle ... Saw limited snaps vs. Alabama and did not have a tackle ... Had one solo tackle in win over South Carolina in SEC Championship Game ... Played but did not have a tackle vs. Oregon in BCS National Championship Game.

HIGH SCHOOL — High School Coach: Bryan Way ... No. 54-ranked player in the nation, No. 5-ranked defensive tackle and No. 5 player in Georgia by Rivals.com ... Rated as the No. 106 player in the nation, No. 11 among defensive tackles and No. 7 in Georgia by Scout.com ... Ranked as the nation's No. 17 defensive tackle by ESPN.com/Scouts, Inc. ... Ranked No. 27 among defensive linemen and the No. 9 player in Georgia by SuperPrep ... Named to the PrepStar All-American team ... No. 4 on the Atlanta Journal-Constitution's Top 50 ... No. 31 on the Mobile Press-Register's Super Southeast 120 ... 2010 U.S. Army All-American Bowl participant ... Selected to play in the Georgia North-South All-Star game ... As a senior, had 38 tackles including 11 tackles for loss and two sacks ... Registered 40 tackles and 15 tackles for loss as a junior ... In his sophomore season, totaled 50 tackles and one sack.

PERSONAL — Born March 20, 1992 ... Raised by his aunt Cynthia Joseph ... Major: Liberal Arts.

WHITAKER'S CAREER DEFENSIVE STATS

YEAR	G/GS	TT	UT	AT	TFL-YDS	QBS-YDS	FF/FR	QBH	I/YDS
2010	14/0	7	4	3	0.0-0	0.0-0	0/0	2	0/0
2011	13/13	25	17	8	2.0-3	0.0-0	1/1	3	0/0
Totals	27/13	32	21	11	2.0-3	0.0-0	1/1	5	0/0

WHITAKER'S CAREER GAME HIGH STATS


	No.	Opponent	Date
Tackles	4	at Georgia	11/12/11
TFL's	1.0	Ole Miss	10/29/11

WHITAKER'S GAME-BY-GAME DEFENSIVE STATS

DATE	OPPONENT	TT	UT	AT	TFL-YDS	QBS-YDS
9/4/10	ARKANSAS STATE	1	0	1	0.0-0	0.0-0
9/9/10	at Mississippi State	0	0	0	0.0-0	0.0-0
9/18/10	CLEMSON	1	1	0	0.0-0	0.0-0
9/25/10	SOUTH CAROLINA	0	0	0	0.0-0	0.0-0
10/2/10	LOUISIANA-MONROE	1	1	0	0.0-0	0.0-0
10/9/10	at Kentucky	0	0	0	0.0-0	0.0-0
10/16/10	ARKANSAS	0	0	0	0.0-0	0.0-0
10/23/10	LSU	0	0	0	0.0-0	0.0-0
10/30/10	at Ole Miss	0	0	0	0.0-0	0.0-0
11/6/10	CHATTANOOGA	3	1	2	0.0-0	0.0-0
11/13/10	GEORGIA	0	0	0	0.0-0	0.0-0
11/26/10	at Alabama	0	0	0	0.0-0	0.0-0
12/4/10	South Carolina (SECCG)	1	1	0	0.0-0	0.0-0
1/10/11	Oregon (BCSNCG)	0	0	0	0.0-0	0.0-0

DATE	OPPONENT	TT	UT	AT	TFL-YDS	QBS-YDS
9/3/11	* UTAH STATE	2	0	2	0.5-1	0.0-0
9/10/11	* MISSISSIPPI STATE	3	2	1	0.0-0	0.0-0
9/17/11	* at Clemson	0	0	0	0.0-0	0.0-0
9/24/11	* FLORIDA ATLANTIC	2	2	0	0.0-0	0.0-0
10/1/11	* at South Carolina	2	2	0	0.0-0	0.0-0
10/8/11	* at Arkansas	1	1	0	0.0-0	0.0-0
10/15/11	* FLORIDA	2	2	0	0.0-0	0.0-0
10/22/11	* at LSU	0	0	0	0.0-0	0.0-0
10/29/11	* OLE MISS	3	2	1	1.0-2	0.0-0
11/12/11	* at Georgia	4	3	1	0.0-0	0.0-0
11/19/11	* SAMFORD	1	1	0	0.0-0	0.0-0
11/26/11	* ALABAMA	3	1	2	0.0-0	0.0-0
12/31/11	* Virginia (Chick-fil-A)	2	1	1	0.5-0	0.0-0

Player Bios



JAWARA #38

WHITE LB

6-2 • 230 • RFr. • RS
Troy, Ala. (Charles Henderson)
Pre-Business



RYAN #19

WHITE DB

5-10 • 195 • So. • 1L
Tallahassee, Fla. (Lincoln)
Pre-Business

2011 — Played in 11 games with two starts ... 23 tackles with 2.5 tackles for loss (-4) ... Saw the first playing time of his career against Utah State ... Credited with one tackle ... Saw snaps against Mississippi State and recorded one tackle ... Made his first career start against Florida Atlantic ... Posted three tackles and his first career tackle for a loss ... Two tackles at South Carolina ... Started at Arkansas and tallied one tackle ... Saw snaps against Florida ... Totaled six tackles, including 0.5 TFL against LSU ... Saw the first action of his career at middle linebacker against Ole Miss ... Tallied a career-high nine tackles against the Rebels ... Also added one TFL ... Entered the game with 14 career tackles and left with 23.

2010 — Redshirted ... Did not play.

HIGH SCHOOL — High School Coach: Hugh Fountain ... Ranked as the No. 17 outside linebacker by ESPN.com/Scouts Inc. ... No. 23-rated outside linebacker and the No. 14 player in Alabama by Rivals.com ... No. 30-ranked outside linebacker by Scout.com ... Ranked as the No. 15 player in Alabama by SuperPrep ... Named to the All-Southeast Region team by PrepStar ... Was a 2009 Alabama-Mississippi All-Star game participant ... Was an honorable mention selection to the 2008 5A Alabama Sports Writers Association All-State Team ... Ranked No. 9 on the Mobile Press-Register's 2009 Elite 18 ... No. 10 on the Birmingham News' list of the Alabama Super Seniors ... No. 118 on the Mobile Press-Register's Super Southeast 120 ... No. 19 on the Birmingham News' list of the Alabama Super Seniors ... Finished his senior season with 67 tackles, 17 tackles for loss, one interception and returned a fumble for a touchdown ... Also rushed for three touchdowns and had two receiving scores.

PERSONAL — Born May 22, 1991 ... Son of Ben and Kathy White ... Major: Pre-Business.

WHITE'S CAREER DEFENSIVE STATS

YEAR	G/GS	TT	UT	AT	TFL-YDS	QBS-YDS	FF/FR	QBH	I/YDS
2011	11/2	23	10	13	2.5-4	0.0-0	0/0	0	0/0

WHITE'S GAME-BY-GAME DEFENSIVE STATS

DATE	OPPONENT	TT	UT	AT	TFL-YDS	QBS-YDS
9/3/11	UTAH STATE	1	0	1	0.0-0	0.0-0
9/10/11	MISSISSIPPI STATE	1	1	0	0.0-0	0.0-0
9/17/11	at Clemson	DID NOT PLAY				
9/24/11	* FLORIDA ATLANTIC	3	3	0	1.0-2	0.0-0
10/1/11	at South Carolina	2	1	1	0.0-0	0.0-0
10/8/11	* at Arkansas	4	0	1	0.0-0	0.0-0
10/15/11	FLORIDA	0	0	0	0.0-0	0.0-0
10/22/11	at LSU	6	1	5	0.5-1	0.0-0
10/29/11	OLE MISS	9	5	4	1.0-1	0.0-0
11/12/11	at Georgia	0	0	0	0.0-0	0.0-0
11/19/11	SAMFORD	DID NOT PLAY				
11/26/11	ALABAMA	0	0	0	0.0-0	0.0-0
12/31/11	Virginia (Chick-fil-A)	0	0	0	0.0-0	0.0-0

2011 — Played in all 13 games with two starts ... Serves as holder on extra points and field goals ... Totaled two tackles against Utah State ... Made the first start of his career against Mississippi State ... Recorded four tackles and one break-up ... Made his second career start in the game at Clemson ... Set a career high with five tackles and a break up ... Tied career high five tackles against FAU ... One tackle against Florida ... Tallied one breakup against Ole Miss.

2010 — Appeared in six games and totaled six tackles ... Made first collegiate appearance on the road vs. Ole Miss but did not have a tackle ... Saw extended snaps vs. Chattanooga and registered five tackles with four solo stops ... Had one solo tackle vs. Oregon in the BCS National Championship Game.

HIGH SCHOOL — High School Coach: Yusuf Shakir ... No. 60-ranked athlete by ESPN.com/Scouts Inc. ... Ranked No. 62 among cornerbacks by Scout.com ... Named to the All-Southeast Region team by PrepStar ... Played quarterback at Lincoln ... Led Lincoln to a 9-4 season and 11th consecutive district championship in 2009 before falling in the playoffs 45-31 to top-ranked Niceville ... As a junior, had 640 rushing yards on 115 attempts including six touchdowns, and completed 76-of-161 passes for 1,063 yards while throwing 14 TDs ... Also excels on the track and field team.

PERSONAL — Born Jan. 22, 1992 ... Son of Will White and Tina Taylor ... Major: Pre-Business.

WHITE'S CAREER DEFENSIVE STATS


YEAR	G/GS	TT	UT	AT	TFL-YDS	QBS-YDS	FF/FR	PD	I/YDS
2010	6/0	6	5	1	0.0-0	0.0-0	0/0	1	0/0
2011	13/2	17	13	4	0.0-0	0.0-0	0/0	3	0/0
Totals	19/2	23	18	5	0.0-0	0.0-0	0/0	4	0/0

WHITE'S GAME-BY-GAME DEFENSIVE STATS

DATE	OPPONENT	TT	UT	AT	PD	INT-YDS
9/4/10	ARKANSAS STATE	DID NOT PLAY				
9/9/10	at Mississippi State	DID NOT PLAY				
9/18/10	CLEMSON	DID NOT PLAY				
9/25/10	SOUTH CAROLINA	DID NOT PLAY				
10/2/10	LOUISIANA-MONROE	DID NOT PLAY				
10/9/10	at Kentucky	DID NOT PLAY				
10/16/10	ARKANSAS	DID NOT PLAY				
10/23/10	LSU	DID NOT PLAY				
10/30/10	at Ole Miss	0	0	0	0	0-0
11/6/10	CHATTANOOGA	5	4	1	1	0-0
11/13/10	GEORGIA	0	0	0	0	0-0
11/26/10	at Alabama	0	0	0	0	0-0
12/4/10	South Carolina (SECCG)	0	0	0	0	0-0
1/10/11	Oregon (BCSNCG)	1	1	0	0	0-0

DATE	OPPONENT	TT	UT	AT	PD	INT-YDS
9/3/11	UTAH STATE	2	1	1	0	0-0
9/10/11	* MISSISSIPPI STATE	4	4	0	1	0-0
9/17/11	* at Clemson	5	3	2	1	0-0
9/24/11	FLORIDA ATLANTIC	5	4	1	0	0-0
10/1/11	at South Carolina	0	0	0	0	0-0
10/8/11	at Arkansas	0	0	0	0	0-0
10/15/11	FLORIDA	1	1	0	0	0-0
10/22/11	at LSU	0	0	0	0	0-0
10/29/11	OLE MISS	0	0	0	1	0-0
11/12/11	at Georgia	0	0	0	0	0-0
11/19/11	SAMFORD	0	0	0	0	0-0
11/26/11	ALABAMA	0	0	0	0	0-0
12/31/11	Virginia (Chick-fil-A)	0	0	0	0	0-0

Player Bios



JERMAINE #32
WHITEHEAD DB

5-11 • 183 • Fr. • HS
Greenwood, Miss. (Amanda Elzy)
Undecided

2011 — Played in all 13 games with one start ... 31 tackles for season with 1.5 TFLs (-10) with one interception and three PBUs ... Fifth among Auburn DB's with 31 tackles ... Saw snaps, but did not record any statistics against Utah State ... Recorded one assisted tackle against Mississippi State ... Made his first career interception against Florida Atlantic ... Returned the pick 25 yards for a touchdown ... First AU true freshman to return an interception for a touchdown since Brad Ware against Alabama (34 yards) in 1996 ... Talled three tackles and a breakup at South Carolina ... Team-high eight tackles at Arkansas ... Added half a TFL for 2 yards ... Had just seven tackles entering the game ... Credited with three stops and one breakup in the win over Florida ... Two tackles at LSU ... Two stops against Ole Miss ... One tackle and one breakup at Georgia ... Five tackles and one TFL against Samford ... Made his first career start and totaled one tackle against Alabama ... Two tackles against Virginia.

HIGH SCHOOL — Named the nation's No. 24 cornerback and the No. 5 player from the state of Mississippi by Rivals.com ... Ranked No. 24 nationally among cornerbacks by Scout.com ... Listed as the nation's No. 27 athlete by ESPN.com/Scouts Inc. ... Named a SuperPrep All-American, and the nation's No. 24 defensive back and the No. 4 recruit from Mississippi by SuperPrep ... Ranked as the nation's No. 7 cornerback by MaxPreps ... Ranked No. 86 in the Mobile Press-Register's Super Southeast 120 ... Named to the Clarion Ledger's Dandy Dozen Ranked No. 86 in the Mobile Press-Register's Super Southeast 120 ... Selected to play in the Alabama-Mississippi All-Star Game ... Recorded 61 tackles as a senior and intercepted four passes, returning two for touchdowns ... On offense as a senior, rushed 60 times for 805 yards and six touchdowns, caught seven passes for 222 yards and two scores, completed 4-of-7 passes for 62 yards and a TD and returned four kicks for touchdowns ... As a junior, had 32 tackles, three interceptions, two forced fumbles and three fumble recoveries while accounting for over 1,500 all-purpose yards with nine rushing and seven passing touchdowns as a quarterback ... Named the 2009 District 3 (4A) Player of the Year.

PERSONAL — Born March 12, 1993 ... Son of Teveeta Whitehead and Willie Archer ... Major: Undecided.

WHITEHEAD'S CAREER DEFENSIVE STATS

YEAR	G/GS	TT	UT	AT	TFL-YDS	QBS-YDS	FF/FR	PD	I/YDS
2011	13/1	29	22	9	1.5-10	0.0-0	0/0	3	1/25

WHITEHEAD'S CAREER GAME HIGH STATS

	No.	Opponent	Date
Tackles	8	at Arkansas	10/8/11
Interceptions	1	Florida Atlantic	9/24/11

WHITEHEAD'S GAME-BY-GAME DEFENSIVE STATS

DATE	OPPONENT	TT	UT	AT	PD	INT-YDS
9/3/11	UTAH STATE	0	0	0	0	0-0
9/10/11	MISSISSIPPI STATE	1	0	1	0	0-0
9/17/11	at Clemson	2	2	0	0	0-0
9/24/11	FLORIDA ATLANTIC	1	1	0	0	1-25
10/1/11	at South Carolina	3	3	0	1	0-0
10/8/11	at Arkansas	8	4	4	0	0-0
10/15/11	FLORIDA	3	2	1	1	0-0
10/22/11	at LSU	2	1	1	0	0-0
10/29/11	OLE MISS	2	1	1	0	0-0
11/12/11	at Georgia	1	0	1	1	0-0
11/19/11	SAMFORD	5	5	0	0	0-0
11/26/11	* ALABAMA	1	1	0	0	0-0
12/31/11	* Virginia (Chick-fil-A)	2	2	0	0	0-0



JAY #84
WISNER WR

6-2 • 190 • Sr. • 1L
Bozeman, Mt. (Saddleback JC)
Philosophy

2011 — Played in 12 games with six starts ... Two tackles for 28 yards ... Saw first action of the season against Mississippi State ... Made first reception of the season against South Carolina for 20 yards ... Made five-straight starts from Florida through Samford ... One catch for 8 yards against Virginia in Chick-fil-A Bowl.

2010 — Appeared in four games, but did not have a catch.

2009 — Appeared in 13 games with two starts ... Totaled three catches for 56 yards ... Hauled in a 24-yard pass from Chris Todd against Mississippi State ... Made one 16-yard catch vs. West Virginia ... Started and had a 16-yard catch in victory at Tennessee ... Saw playing time but did not have a catch in final eight games of the season.

JUNIOR COLLEGE -- Junior College Coach: Mark McElroy ... Caught 18 passes for 104 yards as a freshman at Saddleback JC ... Hauled in 10 passes for 144 yards as a sophomore and helped lead Saddleback to No. 15 national ranking.

HIGH SCHOOL -- High School Coach: Troy Purcell.

PERSONAL — Born Oct. 1, 1988 ... Son of Laurie Wisner ... Major: Philosophy.

WISNER'S CAREER RECEIVING STATS

YEAR	G/GS	NO	YDS	AVG	TD	LP/OPPONENT
2009	13/2	3	56	18.7	0	24/Mississippi State
2010/4/0	0	0	0.0	0	0/-	
2011 12/7	2	28	14.0		0/20/South Carolina	
Totals	29/9	5	84	16.8	0	24/Mississippi State



GABE #90
WRIGHT DL

6-3 • 316 • Fr. • HS
Columbus, Ga. (Carver)
Undecided

2011 — Played in all 13 games with three starts ... Saw playing time in the first three games of the season ... Recorded his first career tackle against Clemson ... Had one tackle, including a TFL for 5 yards, at Arkansas ... Also forced the first fumble of his career ... Saw snaps against Florida ... Recorded one tackle at LSU ... Made his first career start against Ole Miss ... Made one tackle with one QB hurry ... Made second-straight start against Georgia ... Totaled career-best four tackles ... Totaled three tackles, one TFL for 2 yards and one QB hurry in win over Samford ... One tackle for loss, a sack (-7) against Virginia.

HIGH SCHOOL — Listed as the No. 3 defensive tackle and the No. 26 player overall by ESPN.com/Scouts Inc. ... Ranked as the No. 7 player in the state of Georgia and the nation's No. 121 player by Rivals.com ... Named the No. 13 defensive tackle in the nation by Rivals.com ... Listed as the nation's No. 11 defensive tackle by Scout.com ... Listed as the No. 110 player in the nation by Scout.com ... Named to the Parade All-American team ... Named to the PrepStar Dream Team as the No. 87-ranked player in the nation ... Named a SuperPrep All-American, and the nation's No. 25 defensive lineman and the No. 8 recruit from Georgia by SuperPrep ... Named a PrepStar All-American ... Ranked No. 47 in the Mobile Press-Register's Super Southeast 120 ... Selected to play in the 2011 Under Armour All-American following his senior season ... Had 88 tackles including 11 sacks and 12 tackles for loss while forcing five fumbles

Player Bios

as a senior.

PERSONAL — Born on April 3, 1992 . . . Son of Viola Wright ... Major: Undecided.

WRIGHT'S CAREER DEFENSIVE STATS

YEAR	G/GS	TT	UT	AT	TFL-YDS	QBS-YDS	FF/FR	QBH	I/YDS
2011	13/3	12	6	6	3.0-14	1.0-7	1/0	3	0/0

WRIGHT'S CAREER GAME HIGH STATS

	No.	Opponent	Date
Tackles	4	Georgia	11/12/11
TFL's	1.0	3x (last vs. Virginia, Chick-fil-A)	12/31/11
Forced Fumble	1	Arkansas	10/8/11

WRIGHT'S GAME-BY-GAME DEFENSIVE STATS

DATE	OPPONENT	TT	UT	AT	TFL-YDS	QBS-YDS
9/3/11	UTAH STATE	0	0	0	0.0-0	0.0-0
9/10/11	MISSISSIPPI STATE	0	0	0	0.0-0	0.0-0
9/17/11	at Clemson	1	1	0	0.0-0	0.0-0
9/24/11	FLORIDA ATLANTIC	0	0	0	0.0-0	0.0-0
10/1/11	at South Carolina	0	0	0	0.0-0	0.0-0
10/8/11	at Arkansas	1	1	0	1.0-5	0.0-0
10/15/11	FLORIDA	0	0	0	0.0-0	0.0-0
10/22/11	at LSU	1	0	1	0.0-0	0.0-0
10/29/11	* OLE MISS	1	0	1	0.0-0	0.0-0
11/12/11	* at Georgia	4	1	3	0.0-0	0.0-0
11/19/11	* SAMFORD	3	2	1	1.0-2	0.0-0
11/26/11	ALABAMA	0	0	0	0.0-0	0.0-0
12/31/11	Virginia (Chick-fil-A)	1	1	0	1.0-7	1.0-7

2011 Season Stats

RECORD	OVERALL	HOME	AWAY	NEUTRAL
ALL GAMES	8-5	6-1	1-4	1-0
CONFERENCE	4-4	3-1	1-3	0-0
NON-CONFERENCE	4-1	3-0	0-1	1-0

DATE	OPPONENT	W/L	SCORE	ATTEND
09/03/2011	UTAH STATE	W	42-38	85,245
09/10/2011	MISSISSIPPI STATE*	W	41-34	87,451
09/17/2011	at Clemson	L	24-38	82,000
09/24/2011	FLORIDA ATLANTIC	W	30-14	82,249
10/01/2011	at South Carolina*	W	16-13	81,767
10/08/2011	at Arkansas*	L	14-38	74,191
10/15/2011	FLORIDA*	W	17-6	87,451
10/22/2011	at LSU*	L	10-45	93,098
10/29/2011	OLE MISS*	W	41-23	85,357
11/12/2011	at Georgia*	L	7-45	92,746
11/19/2011	SAMFORD	W	35-16	85,357
11/26/2011	ALABAMA*	L	14-42	87,451
12/31/2011	vs. Virginia	W	43-24	72,919

TEAM STATISTICS	AU	OPP
SCORING	334	376
Points Per Game	25.7	28.9
FIRST DOWNS	227	291
Rushing	129	138
Passing	86	135
Penalty	12	18
RUSHING YARDAGE	2370	2460
Yards gained rushing	2734	2749
Yards lost rushing	364	289
Rushing Attempts	536	531
Average Per Rush	4.4	4.6
Average Per Game	182.3	189.2
TDs Rushing	20	19
PASSING YARDAGE	2022	2844
Comp-Att-Int	164-292-13	250-395-11
Average Per Pass	6.9	7.2
Average Per Catch	12.3	11.4
Average Per Game	155.5	218.8
TDs Passing	17	23
TOTAL OFFENSE	4392	5304
Total Plays	828	926
Average Per Play	5.3	5.7
Average Per Game	337.8	408.0
KICK RETURNS: #-Yards	55-1356	28-619
PUNT RETURNS: #-Yards	23-155	10-62
INT RETURNS: #-Yards	11-180	13-231
KICK RETURN AVERAGE	24.7	22.1
PUNT RETURN AVERAGE	6.7	6.2
INT RETURN AVERAGE	16.4	17.8
FUMBLES-LOST	17-8	26-12
PENALTIES-Yards	75-678	72-539
Average Per Game	52.0	41.5
PUNTS-Yards	73-2980	57-2432
Average Per Punt	40.8	42.7
Net punt average	39.2	39.9
TIME OF POSSESSION/Game	27:58	32:02
3RD-DOWN Conversions	61/171	90/186
3rd-Down Pct	36%	48%
4TH-DOWN Conversions	6/12	8/13
4th-Down Pct	50%	62%
SACKS BY-Yards	22-119	32-197
MISC YARDS	0	0
TOUCHDOWNS SCORED	42	46
FIELD GOALS-ATTEMPTS	13-18	18-19
ON-SIDE KICKS	2-2	0-0
RED-ZONE SCORES	(31-37) 84%	(44-50) 88%
RED-ZONE TOUCHDOWNS	(22-37) 59%	(31-50) 62%
PAT-ATTEMPTS	(41-42) 98%	(42-43) 98%
ATTENDANCE	600541	423316
Games/Avg Per Game	7/85792	5/84663
Neutral Site Games		1/72919

SCORE BY QUARTERS	1st	2nd	3rd	4th	OT	Total
AUBURN	114	68	80	72	0	334
Opponents	93	136	71	76	0	376

RUSHING	.GP	Att	Gain	Loss	Net	Avg	TD	Long	Avg/G
Michael Dyer	12	242	1293	51	1242	5.1	10	55	103.5
Onterio McCalebb	13	112	707	66	641	5.7	5	60	49.3
Kiehl Frazier	13	76	343	16	327	4.3	3	22	25.2
Tre Mason	12	28	166	5	161	5.8	1	22	13.4
Barrett Trotter	9	36	131	69	62	1.7	0	15	6.9
Quan Bray	13	10	41	12	29	2.9	0	16	2.2
Trovon Reed	10	3	12	3	9	3.0	0	10	0.9
TEAM	4	4	0	20	-20	-5.0	0	0	-5.0
Clint Moseley	10	25	41	122	-81	-3.2	1	22	-8.1
Total	13	536	2734	364	2370	4.4	20	60	182.3
Opponents	13	531	2749	289	2460	4.6	19	92	189.2

PASSING	.G	Effic	Cmp-Att-Int	Pct	Yds	TD	Lng	Avg/G
Barrett Trotter	9	129.20	92-167-6	55.1	1184	11	56	131.6
Clint Moseley	10	133.06	66-108-3	61.1	800	5	45	80.0
Kiehl Frazier	13	32.13	5-12-2	41.7	34	0	14	2.6
C.J. Uzomah	13	87.87	1-3-1	33.3	4	1	4	0.3
Quan Bray	13	0.00	0-1-0	0.0	0	0	0	0.0
Ryan White	12	-200.00	0-1-1	0.0	0	0	0	0.0
Total	13	124.64	164-292-13	56.2	2022	17	56	155.5
Opponents	13	137.42	250-395-11	63.3	2844	23	65	218.8

RECEIVING	.G	No.	Yds	Avg	TD	Long	Avg/G
Emory Blake	11	36	613	17.0	5	56	55.7
Onterio McCalebb	13	32	344	10.8	2	51	26.5
Philip Lutzenkirchen	12	24	238	9.9	7	32	19.8
Trovon Reed	10	21	164	7.8	0	25	16.4
Quan Bray	13	17	93	5.5	0	14	7.2
Travante Stallworth	13	13	214	16.5	1	44	16.5
Quindarius Carr	13	8	173	21.6	1	45	13.3
DeAngelo Benton	13	7	136	19.4	1	41	10.5
Jay Wisner	12	2	28	14.0	0	20	2.3
Brandon Fulse	13	2	12	6.0	0	13	0.9
Michael Dyer	12	2	7	3.5	0	6	0.6
Total	13	164	2022	12.3	17	56	155.5
Opponents	13	250	2844	11.4	23	65	218.8

PUNT RETURNS	.No.	Yds	Avg	TD	Long
Quan Bray	13	96	7.4	0	24
Trovon Reed	8	42	5.2	0	9
Garrett Harper	1	16	16.0	0	0
Angelo Blackson	1	1	1.0	0	0
Total	23	155	6.7	0	24
Opponents	10	62	6.2	0	22

INTERCEPTIONS	.No.	Yds	Avg	TD	Long
Neiko Thorpe	3	66	22.0	0	46
Demetruce McNeal	2	43	21.5	1	43
T'Sharvan Bell	2	41	20.5	0	41
Jake Holland	2	5	2.5	0	5
Ikeem Means	1	0	0.0	0	0
Jermaine Whitehead	1	25	25.0	1	25
Total	11	180	16.4	2	46
Opponents	13	231	17.8	4	35

KICK RETURNS	.No.	Yds	Avg	TD	Long
Tre Mason	24	633	26.4	1	97
Onterio McCalebb	11	338	30.7	1	83
Quan Bray	10	242	24.2	0	62
Robensen Therezie	5	112	22.4	0	36
Brandon Fulse	2	9	4.5	0	7
Craig Sanders	2	14	7.0	0	9
C.J. Uzomah	1	8	8.0	0	8
Total	55	1356	24.7	2	97
Opponents	28	619	22.1	0	36

2011 Season Stats

FUMBLE RETURNS	No.	Yds	Avg	TD	Long
Corey Lemonier	1	9	9.0	0	9
Kenneth Carter	0	0	0.0	1	0
Total	1	9	9.0	1	9
Opponents	0	0	0.0	0	0

SCORING	TD	FGs	PATs					Saf	Points
			Kick	Rush	Rcv	Pass	DXP		
Cody Parkey	0	13-18	41-42	0-0	0	0-0	0	0	80
Michael Dyer	10	0-0	0-0	0-0	0	0-0	0	0	60
Onterio McCalebb	8	0-0	0-0	0-0	0	0-0	0	0	48
Philip Lutzenkirchen	7	0-0	0-0	0-0	0	0-0	0	0	42
Emory Blake	5	0-0	0-0	0-0	0	0-0	0	0	30
Kiehl Frazier	3	0-0	0-0	0-0	0	0-0	0	0	18
Tre Mason	2	0-0	0-0	0-0	0	0-0	0	0	12
Clint Moseley	1	0-0	0-0	0-0	0	0-0	0	0	6
Kenneth Carter	1	0-0	0-0	0-0	0	0-0	0	0	6
Demetruce McNeal	1	0-0	0-0	0-0	0	0-0	0	0	6
Jermaine Whitehead	1	0-0	0-0	0-0	0	0-0	0	0	6
Travante Stallworth	1	0-0	0-0	0-0	0	0-0	0	0	6
Quindarius Carr	1	0-0	0-0	0-0	0	0-0	0	0	6
DeAngelo Benton	1	0-0	0-0	0-0	0	0-0	0	0	6
TEAM	0	0-0	0-0	0-0	0	0-0	0	1	2
Total	42	13-18	41-42	0-0	0	0-0	0	1	334
Opponents	46	18-19	42-43	0-0	2	2-2	0	0	376

TOTAL OFFENSE	G	Plays	Rush	Pass	Total	Avg/G
Barrett Trotter	9	203	62	1184	1246	138.4
Michael Dyer	12	242	1242	0	1242	103.5
Clint Moseley	10	133	-81	800	719	71.9
Onterio McCalebb	13	112	641	0	641	49.3
Kiehl Frazier	13	88	327	34	361	27.8
Tre Mason	12	28	161	0	161	13.4
Quan Bray	13	11	29	0	29	2.2
Trovon Reed	10	3	9	0	9	0.9
C.J. Uzomah	13	3	0	4	4	0.3
TEAM	4	4	-20	0	-20	-5.0
Total	13	828	2370	2022	4392	337.8
Opponents	13	926	2460	2844	5304	408.0

FIELD GOALS	FGM-FGA	Pct.	01-19	20-29	30-39	40-49	50-59	Lg	Blk
Cody Parkey	13-18	72.2	0-0	1-1	6-7	6-10	0-0	45	0

FG SEQUENCE	Auburn	OPPONENTS
Utah State	-	(34)
Mississippi State	(43), (37)	(27), (32)
Clemson	(38)	(38)
Florida Atlantic	(41), (31), (37), 47	(39), (43)
South Carolina	(21)	-
Arkansas	-	34, (36)
Florida	45, 42, (42)	(47), (25)
LSU	(42)	(36)
Ole Miss	(40), (31)	(39)
Georgia	-	(26)
Samford	32	(40), (28), (37)
Alabama	-	(30), (28)
Virginia	44, (45), (37)	(24)

Numbers in (parentheses) indicate field goal was made.

PUNTING	No.	Yds	Avg	Long	TB	FC	I20	Blkd
Steven Clark	72	2941	40.8	58	3	34	33	0
Clint Moseley	1	39	39.0	39	0	0	1	0
Total	73	2980	40.8	58	3	34	34	0
Opponents	57	2432	42.7	67	0	15	17	2

KICKOFFS	No.	Yds	Avg	TB	OB	Retn	Net	YdLn
Cody Parkey	66	4546	68.9	38	0			
Total	66	4546	68.9	38	0	619	48.0	22
Opponents	76	4740	62.4	15	4	1356	40.6	29

ALL PURPOSE	G	Rush	Rec	PR	KOR	IR	Tot	Avg/G
Onterio McCalebb	13	641	344	0	338	0	1323	101.8
Michael Dyer	12	1242	7	0	0	0	1249	104.1
Tre Mason	12	161	0	0	633	0	794	66.2
Emory Blake	11	0	613	0	0	0	613	55.7
Quan Bray	13	29	93	96	242	0	460	35.4
Kiehl Frazier	13	327	0	0	0	0	327	25.2
Philip Lutzenkirchen	12	0	238	0	0	0	238	19.8
Trovon Reed	10	9	164	42	0	0	215	21.5
Travante Stallworth	13	0	214	0	0	0	214	16.5
Quindarius Carr	13	0	173	0	0	0	173	13.3
DeAngelo Benton	13	0	136	0	0	0	136	10.5
Robensen Therezie	13	0	0	0	112	0	112	8.6
Neiko Thorpe	13	0	0	0	0	66	66	5.1
Barrett Trotter	9	62	0	0	0	0	62	6.9
Demetruce McNeal	13	0	0	0	0	43	43	3.3
T'Sharvan Bell	10	0	0	0	0	41	41	4.1
Jay Wisner	12	0	28	0	0	0	28	2.3
Jermaine Whitehead	13	0	0	0	0	25	25	1.9
Brandon Fulse	13	0	12	0	9	0	21	1.6
Garrett Harper	9	0	0	16	0	0	16	1.8
Craig Sanders	13	0	0	0	14	0	14	1.1
C.J. Uzomah	13	0	0	0	8	0	8	0.6
Jake Holland	12	0	0	0	0	5	5	0.4
Angelo Blackson	13	0	0	1	0	0	1	0.1
TEAM	4	-20	0	0	0	0	-20	-5.0
Clint Moseley	10	-81	0	0	0	0	-81	-8.1
Total	13	2370	2022	155	1356	180	6083	467.9
Opponents	13	2460	2844	62	619	231	6216	478.2

2011 Season Stats

Defensive Statistics

DEFENSIVE LEADERS	GP	Tackles			TFL/Yds	Sacks No-Yards	Pass Def			Fumbles		Blkd Kick	Saf
		Solo	Ast	Total			Int-Yds	BrUp	QBH	Rcv-Yds	FF		
25 Daren Bates	.13	59	45	104	8.5-30	2.5-15	.	3	9	1-0	.	.	.
15 Neiko Thorpe	.13	51	51	102	0.5-1	.	3-66	6	.	1-0	.	.	.
12 Demetruce McNeal	.13	45	29	74	1.0-4	.	2-43	2	.	.	2	.	.
11 Chris Davis	.11	34	26	60	.	.	.	4	.	.	1	.	.
21 Eltoro Freeman	.12	35	23	58	9.5-30	3.0-9	.	2	2	2-0	2	.	.
55 Corey Lemonier	.13	28	19	47	13.5-79	9.5-66	.	.	15	1-9	5	1	.
22 T'Sharvan Bell	.10	35	10	45	2.0-5	1.0-4	2-41	7	.	.	1	.	.
5 Jake Holland	.12	26	17	43	3.5-14	.	2-5	1	4	.	1	.	.
35 Jonathan Evans	.10	20	20	40	1.0-1
94 Nosa Eguae	.13	23	15	38	6.0-15	.	.	1	12	1-0	.	.	.
32 Jermaine Whitehead	.13	22	9	31	1.5-10	.	1-25	3
6 Jonathon Mincy	.13	26	3	29	.	.	.	2	.	1-0	.	.	.
54 Jeffrey Whitaker	.13	17	8	25	2.0-3	.	.	.	3	1-0	1	.	.
14 Erique Florence	.13	16	7	23	1.0-1	1.0-1	.	1	.	.	1	.	.
24 Ryan Smith	.13	15	8	23	2.5-6	1-0	.	.	.
38 Jawara White	.11	10	13	23	2.5-4
92 Kenneth Carter	.13	9	12	21	0.5-0	.	.	1	2	1-0	.	.	.
19 Ryan White	.12	13	4	17	.	.	.	3
27 Robensen Therezie	.13	12	5	17	1.0-1	.	.	1
13 Craig Sanders	.13	9	4	13	4.0-16	1.0-5	.	.	3	.	1	.	.
90 Gabe Wright	.13	6	6	12	3.0-14	1.0-7	.	.	3	.	1	.	.
96 Devaunte Sigler	.12	6	4	10	1.5-3	1.0-3	.	.	1
10 LaDarius Owens	.6	5	4	9	2.5-8	1.0-6	.	.	1
26 Justin Garrett	.8	6	3	9	1.0-1	.	.	.	1
58 Harris Gaston	.11	5	3	8
95 Dee Ford	.3	6	1	7	2.0-4	1.0-3	.	.	4
98 Angelo Blackson	.13	2	4	6	1.5-3	1	.
74 Jamar Travis	.13	3	1	4	1.0-1	.	.	.	2
61 Josh Harris	.13	1	2	3
89 Jaylon Denson	.13	2	.	2
28 Jonathan Rose	.8	2	.	2
52 Justin Delaine	.2	.	2	2	0.5-1
75 Brandon Mosley	.13	2	.	2
43 Philip Lutzenkirchen	.12	2	.	2	1-0	1	.	.
16 Ikeem Means	.12	.	1	1	.	.	1-0	.	.	1-0	.	.	.
8 Anthony Morgan	.4	1	.	1
91 Joel Bonomolo	.8	1	.	1
14 Barrett Trotter	.9	1	.	1
77 A.J. Greene	.13	.	1	1
4 Quan Bray	.13	1	.	1
23 Onterio McCalebb	.13	.	1	1
56 Ashton Richardson	.5	1
86 Garrett Harper	.9	1	.
TM TEAM	.4	1
Total	.13	557	361	918	73-255	22-119	11-180	37	63	12-9	17	3	1
Opponents	.13	556	304	860	97.0-344	32-197	13-231	17	54	8-0	8	.	.

Special Teams Tackles

SPECIAL TEAMS	Tackles			SPECIAL TEAMS	Tackles		
	Solo	Ast	Total		Solo	Ast	Total
12 Demetruce McNeal	4	1	5	8 Anthony Morgan	1	0	1
15 Neiko Thorpe	2	3	5	10 LaDarius Owens	1	0	1
27 Robenson Therezie	3	1	4	19 Ryan White	1	0	1
13 Craig Sanders	3	0	3	27 Robensen Therezie	0	1	1
35 Jonathan Evans	2	1	3	16 Ikeem Means	0	1	1
32 Jermaine Whitehead	2	1	3	74 Jamar Travis	0	1	1
61 Josh Harris	1	2	3	38 Jawara White	0	1	1
22 T'Sharvan Bell	2	0	2				
89 Jaylon Denson	2	0	2				
11 Chris Davis	1	1	2				
91 Joel Bonomolo	1	0	1				
14 Erique Florence	1	0	1				

2011 Miscellaneous Stats

Plays	Yards	TOP	Qtr	Scoring Play
UTAH STATE				
3	61	1:31	1	E. Blake 56-yard pass from B. Trotter
-	-	-	2	T. Mason 97-yard kickoff return
11	65	3:46	3	M. Dyer 11-yard rush
7	72	2:55	3	T. Stallworth 39-yard pass from B. Trotter
8	56	1:37	4	P. Lutzenkirchen 15-yard pass from B. Trotter
8	55	2:45	4	M. Dyer 1-yard rush
MISSISSIPPI STATE				
4	36	0:58	1	M. dyer 35-yard rush
-	-	-	1	D. McNeal interception return
5	54	1:59	2	E. Blake 46-yard pass from B. Trotter
6	59	1:50	2	M. Dyer 2-yard rush
5	54	0:35	2	C. Parkey 43-yard field goal
6	30	2:47	3	C. Parkey 37-yard field goal
10	92	4:22	4	P. Lutzenkirchen 10-yard pass from B. Trotter
CLEMSON				
2	69	0:25	1	M. dyer 52-yard rush
6	54	2:03	1	E. Blake 36-yard pass from B. Trotter
16	90	5:57	2	M. Dyer 1-yard rush
8	62	3:01	3	C. Parkey 38-yard field goal
FLORIDA ATLANTIC				
11	60	4:06	1	E. Blake 10-yard pass from B. Trotter
10	46	3:26	1	C. Parkey 41-yard field goal
-	-	-	3	J. Whitehead 25-yard interception return
5	66	1:32	3	O. McCalebb 51-yard pass from B. Trotter
4	5	0:49	3	C. Parkey 31-yard field goal
11	41	4:01	3	C. Parkey 37-yard field goal
SOUTH CAROLINA				
10	47	3:04	1	C. Parkey 21-yard field goal
11	75	3:18	2	M. Dyer 1-yard rush
12	57	3:49	4	P. Lutzenkirchen 9-yard pass from B. Trotter
ARKANSAS				
5	80	1:59	1	M. Dyer 55-yard rush
9	47	3:14	1	K. Frazier 7-yard rush
FLORIDA				
3	32	1:17	1	D. Benton 25-yard pass from B. Trotter
7	66	3:14	4	O. McCalebb 14-yard rush
6	22	2:28	4	C. Parkey 42-yard field goal
LSU				
9	41	3:35	1	C. Parkey 42-yard field goal
10	86	5:51	4	O. McCalebb 2-yard rush
OLE MISS				
6	40	2:12	1	P. Lutzenkirchen 13-yard pass from C. Moseley
7	92	2:41	1	Q. Carr 45-yard pass from C. Moseley
5	15	2:26	2	C. Parkey 40-yard field goal
8	66	3:53	3	E. Blake 25-yard pass from C. Moseley
6	70	2:47	3	M. Dyer 4-yard rush
4	8	2:07	4	C. Parkey 31-yard field goal
9	58	5:07	4	P. Lutzenkirchen 4-yard pass from C. Moseley

Plays	Yards	TOP	Qtr	Scoring Play
GEORGIA				
8	76	2:40	1	P. Lutzenkirchen 4-yard pass from C. Uzomah
SAMFORD				
9	55	3:29	1	P. Lutzenkirchen 32-yard pass from C. Moseley
10	60	4:24	2	O. McCalebb 10-yard rush
9	75	3:57	3	M. Dyer 5-yard rush
4	37	1:54	4	C. Moseley 22-yard rush
6	45	3:02	4	O. McCalebb 10-yard rush
ALABAMA				
-	-	-	1	K. Carter 0-yard fumble recovery
-	-	-	3	O. McCalebb 83-yard kickoff return
Virginia				
2	15	0:31	1	K. Frazier 3-yard rush
6	85	2:22	2	O. McCalebb 3-yard rush
5	59	1:48	2	K. Frazier 1-yard rush
9	88	3:32	2	O. McCalebb 25-yard pass from B. Trotter
9	80	3:51	3	T. Mason 22-yard rush
4	-13	0:59	3	C. Parkey 45-yard field goal
8	47	4:32	4	C. Parkey 37-yard field goal

Average Scoring Drive: Plays: 7.2 Yards: 54.8 Time: 2:47

Miscellaneous Statistics

Average Time of Possession (by Quarter)

	1	2	3	4	Total
AUBURN	6:46	6:25	7:24	7:21	27:58
Opponents	8:13	8:34	7:35	7:38	32:01

Third Down Conversions (by Quarter)

	1	2	3	4/OT	Total
AUBURN	21-48	13-41	12-41	15-41	61-171
Pct.	43.8	31.7	29.3	36.6	35.7
Opponents	26-51	25-50	18-40	21-45	90-186
Pct.	51.0	50.0	45.0	46.7	48.4

Third Down Conversions (by Yardage)

Yards to go	1-3	4-6	7-10	11+	Total
AUBURN	20 of 40	18 of 38	14 of 49	9 of 44	61 of 171
Pct.	50.0	47.4	28.6	20.5	35.7
Opponents	33 of 46	25 of 45	24 of 60	8 of 35	90 of 186
Pct.	71.7	55.6	40.0	22.9	48.4

Turnovers

Takeaways — 23, Giveaways — 21
 Difference — +2
 Points Off TOs — AU 57, Opp. 68
 Points Off TOs/Game — AU 4.4, Opp. 5.2

Kickoffs

Kickoffs — 66
 Parkey — 66 KO, 38 TB, 0 OB
 Touchbacks — 38
 Out of Bounds — 0
 Opp. Returns — 28 for 619 yards (22.1)
 On-side kicks — 2-for-2

Red Zone

AU Scores/Times in Red Zone: 31/37 (.838)
 AU TDs/Times in Red Zone: 22/37 (.595)
 Scores (31): 22 TD, 9 FG
 Non-Scores (6): 0 Half, 1 FGA, 3 INT, 1 Downs, 1 Half
 Opp. Scores/Times in Red Zone: 44/50 (.880)
 Opp. TDs/Times in Red Zone: 31/50 (.620)
 Scores (44): 31 TD, 13 FG
 Non-Scores (6): 0 INT, 1 FGA, 0 Fumble, 3 Downs, 2 Half

2011 Game-By-Game Team Stats

Game	Score	First Downs		Rushing No-Yds-TD	Passing			Total Off. PI-Yds	Punts No-Avg	Fum. F/L	Penalties No-Yds	3rd Dns	Time of Poss
		Tot	Ru-Pa-Pe		C-A-I	Yds	TD						
Utah State	38	27	14-12-1	53-227-5	22-31-0	221	0	84-448	3-50.0	0/0	6-38	10-17	37:41
at Auburn	42	17	6-11-0	30-78-2	18-24-0	286	3	54-364	4-43.5	1/0	7-60	3-9	22:19
Mississippi State	34	31	19-11-1	63-333-2	21-34-1	198	1	97-531	6-240	2/0	10-75	11-20	36:07
at Auburn	41	21	12-6-3	36-235-2	16-23-1	146	2	59-381	6-274	1/0	7-85	4-12	23:53
at Clemson	38	32	12-19-1	50-239-1	30-42-0	386	4	92-624	3-138	1/1	6-50	14-18	36:15
Auburn	24	19	9-8-2	38-237-2	12-25-1	198	1	63-435	6-248	0/0	5-40	5-13	23:45
Florida Atlantic	14	20	8-11-1	34-108-0	21-32-3	199	1	66-307	4-40.0	5/0	6-51	6-14	33:46
at Auburn	30	16	7-8-1	33-137-0	16-29-1	178	2	62-315	3-46.3	2/0	4-25	7-15	26:14
at South Carolina	13	13	7-5-1	29-129-1	9-23-2	160	1	52-289	7-41.6	3/2	7-55	2-10	24:13
Auburn	16	22	15-7-0	67-246-1	12-25-4	112	1	92-358	7-37.9	0/0	5-55	11-22	35:47
at Arkansas	38	17	5-12-0	31-176-3	24-36-0	262	2	67-438	7-44.4	2/1	4-26	5-16	27:17
Auburn	14	18	13-4-1	52-291-2	9-25-3	104	0	77-395	9-40.0	0/0	11-105	6-17	32:43
Florida	6	14	3-7-4	30-66-0	15-29-1	128	0	59-194	7-46.1	5/2	6-40	3-13	30:33
at Auburn	17	13	8-4-1	43-155-1	7-16-0	123	1	59-278	9-39.2	0/0	7-79	1-13	29:27
at LSU	45	23	10-9-4	36-174-2	16-23-0	219	3	59-393	4-51.2	0/0	5-60	3-8	30:35
Auburn	10	18	6-9-3	34-87-1	14-24-1	161	0	58-248	7-35.1	2/1	7-51	4-12	29:25
Ole Miss	23	21	13-8-0	44-220-2	16-28-1	162	1	72-382	5-38.0	2/2	6-29	7-15	28:58
at Auburn	41	20	12-8-0	50-254-1	12-15-0	160	4	65-414	3-35.7	3/2	4-20	5-11	31:02
at Georgia	45	30	21-9-0	56-304-1	14-18-0	224	4	74-528	1-17.0	4/2	8-60	12-15	40:55
Auburn	7	9	3-6-0	25-51-0	12-23-1	144	1	48-195	5-41.0	2/2	3-14	3-11	19:05
Samford	16	19	11-7-1	40-149-0	18-35-2	189	1	75-338	6-39.7	0/0	2-10	2-14	29:46
at Auburn	35	23	16-7-0	49-248-4	13-20-0	167	1	69-415	4-43.2	2/2	5-37	5-10	30:14
Alabama	42	19	8-9-2	35-213-1	18-23-0	184	3	58-397	3-40.3	1/1	3-20	7-13	31:38
at Auburn	14	9	7-2-0	35-78-0	11-20-1	62	0	55-140	6-41.7	2/1	4-40	3-15	28:22
Virginia	24	25	7-16-2	30-123-1	26-41-1	312	2	71-435	3-13.0	1/1	3-25	8-13	28:40
vs. Auburn	43	22	15-6-1	44-273-4	12-23-0	181	1	67-454	3-49.0	2/0	6-65	4-11	31:20

2011 Starting Lineups Offense

	WR	WR	LT	LG	C	RG	RT	WR	TE	QB	RB
UTAH STATE	Carr	Stallworth	Mosley	Cooper	Dismukes	Sullen	Slade	Morgan (RB)	Lutzenkirchen	Trotter	McCalebb
MISSISSIPPI STATE	Carr	Stallworth	Mosley	Cooper	Dismukes	Slade	Greene	Blake	Lutzenkirchen	Trotter	McCalebb
at Clemson	Carr	Reed	Mosley	Cooper	Dismukes	Sullen	Greene	Blake	Lutzenkirchen	Trotter	McCalebb
FLORIDA ATLANTIC	Carr	Stallworth	Greene	Cooper	Dismukes	Slade	Mosley	Blake	Fulse	Trotter	McCalebb
at South Carolina	Carr	Wisner	Greene	Cooper	Dismukes	Sullen	Mosley	Fulse (TE)	Lutzenkirchen	Trotter	Dyer
at Arkansas	Carr	Stallworth	Greene	Cooper	Dismukes	Sullen	Mosley	McCalebb (RB)	Lutzenkirchen	Trotter	Dyer
FLORIDA	Carr	Wisner	Greene	Slade	Dismukes	Sullen	Mosley	Benton	Bray (WR)	Trotter	Dyer
at LSU	Carr	Wisner	Greene	Slade	Dismukes	Sullen	Mosley	Benton	Lutzenkirchen	Moseley	McCalebb
OLE MISS	Reed	Wisner	Greene	Slade	Dismukes	Sullen	Mosley	Blake	Lutzenkirchen	Moseley	Dyer
at Georgia	Stallworth	Wisner	Greene	Slade	Dismukes	Sullen	Mosley	Blake	Lutzenkirchen	Moseley	Dyer
SAMFORD	Carr	Wisner	Greene	Slade	Dismukes	Sullen	Mosley	Blake	Lutzenkirchen	Moseley	McCalebb
ALABAMA	Bray	Stallworth	Greene	Slade	Dismukes	Sullen	Mosley	Blake	Lutzenkirchen	Moseley	Dyer
vs. Virginia	Blake	Stallworth	Greene	Slade	Dismukes	Sullen	Mosley	Carr	Lutzenkirchen	Moseley	McCalebb

Defense

	LE	DT	DT	RE	LB/CB	LB	LB	CB	S	S	CB
UTAH STATE	Lemonier	Whitaker	Carter	Eguae	Evans	Holland	Bates	Davis	Thorpe	McNeal	Bell
MISSISSIPPI STATE	Lemonier	Whitaker	Carter	Eguae	Davis	Holland	Bates	White	Thorpe	McNeal	Bell
at Clemson	Lemonier	Whitaker	Carter	Eguae	Davis	Holland	Bates	White	Thorpe	McNeal	Bell
FLORIDA ATLANTIC	Lemonier	Whitaker	Carter	Eguae	J. White	Holland	Bates	Mincy	Thorpe	McNeal	Bell
at South Carolina	Lemonier	Whitaker	Carter	Eguae	Evans	Holland	Bates	Mincy	Thorpe	McNeal	Bell
at Arkansas	Lemonier	Whitaker	Carter	Eguae	Evans	Holland	White	Davis	Thorpe	McNeal	Bell
FLORIDA	Lemonier	Whitaker	Carter	Eguae	Evans	Freeman	Bates	Davis	Thorpe	McNeal	Bell
at LSU	Lemonier	Whitaker	Carter	Eguae	Evans	Freeman	Bates	Davis	Thorpe	McNeal	Bell
OLE MISS	Lemonier	Whitaker	Wright	Eguae	Evans	Freeman	Bates	Davis	Thorpe	McNeal	Bell
at Georgia	Lemonier	Whitaker	Wright	Eguae	Evans	Freeman	Bates	Davis	Thorpe	Smith	Bell
SAMFORD	Lemonier	Whitaker	Wright	Eguae	Garrett	Freeman	Bates	Davis	Thorpe	McNeal	Mincy
ALABAMA	Lemonier	Whitaker	Carter	Eguae	Evans	Freeman	Bates	Davis	Thorpe	McNeal	Whitehead
vs. Virginia	Lemonier	Whitaker	Wright	Eguae	Evans	Freeman	Bates	Davis	Thorpe	McNeal	Mincy

2011 Game-By-Game Individual Stats

Rushing

<u>No.-Yds, TD</u>	<u>#4 Bray</u>	<u>#5 Dyer</u>	<u>#10 Frazier</u>	<u>#21 Mason</u>	<u>#23 McCalebb</u>	<u>#15 Mosley</u>	<u>#14 Trotter</u>
UTAH STATE	---	14-57, 2	---	1-2, 0	9-44, 0	---	5- -9, 0
MISSISSIPPI STATE	---	18-150, 2	---	3-14, 0	11-68, 0	---	4-11, 0
at Clemson	1-8, 0	16-151, 2	1-3, 0	4-15, 0	10-34, 0	---	4-14, 0
FLORIDA ATLANTIC	4- -6, 0	14-68, 0	3-30, 0	1-3, 0	4-17, 0	---	7-25, 0
at South Carolina	---	41-141, 1	9-48, 0	---	9-58, 0	---	8- -1, 0
at Arkansas	---	21-117, 1	13-54, 1	3-30, 0	13-91, 0	---	2-4, 0
FLORIDA	---	23-73, 0	8-41, 0	---	10-43, 1	1-4, 0	1- -6, 0
at LSU	1-8, 0	12-60, 0	9-31, 0	---	3-32, 1	9- -44, 0	---
OLE MISS	1-4, 0	27-177, 1	4-8, 0	2-18, 0	15-61, 0	1- -14, 0	---
at Georgia	---	13-48, 0	1-1, 0	---	5-30, 0	6- -28, 0	---
SAMFORD	1-2, 0	30-157, 1	4-28, 0	2-5, 0	8-48, 2	3-10, 1	---
ALABAMA	1- -3, 0	13-48, 0	8-28, 0	3-10, 0	5-6, 0	4- -8, 0	---
vs. Virginia	1-16, 0	---	16-55, 2	9-64, 1	10-109, 1	1- -1, 0	5-32, 0

Receiving

<u>No.-Yds, TD</u>	<u>#3 Benton</u>	<u>#80 Blake</u>	<u>#4 Bray</u>	<u>#9 Carr</u>	<u>#5 Dyer</u>	<u>#11 Fulse</u>	<u>#43 Lutzenkirchen</u>
UTAH STATE	---	3-95, 1	---	---	---	---	2-22, 1
MISSISSIPPI STATE	---	7-108, 1	---	---	---	---	3-18, 1
at Clemson	1-41, 0	1-36, 1	---	1-2, 0	---	---	---
FLORIDA ATLANTIC	---	5-78, 1	1-0, 0	1-5, 0	---	2-12, 0	---
at South Carolina	1-15, 0	3-16, 0	1-6, 0	1-7, 0	1-6, 0	---	1-9, 0
at Arkansas	1-5, 0	---	1-3, 0	1-13, 0	---	---	2-11, 0
FLORIDA	2-33, 1	---	---	1-42, 0	---	---	3-48, 0
at LSU	2-42, 0	---	2-22, 0	---	---	---	3-23, 0
OLE MISS	---	5-71, 1	1-11, 0	1-45, 1	1-1, 0	---	3-27, 2
at Georgia	---	6-101, 0	1-10, 0	---	---	---	2-14, 1
SAMFORD	---	---	2-7, 0	2-59, 0	---	---	3-46, 1
ALABAMA	---	---	2-22, 0	---	---	---	2-20, 0
vs. Virginia	---	6-108, 0	3-12, 0	---	---	---	---

Receiving

<u>No.-Yds, TD</u>	<u>#23 McCalebb</u>	<u>#1 Reed</u>	<u>#85 Stallworth</u>	<u>#84 Wisner</u>
UTAH STATE	5-43, 0	4-33, 0	4-93, 1	---
MISSISSIPPI STATE	4-24, 0	1-0, 0	1, -4, 0	---
at Clemson	1-17, 0	3-31, 0	5-71, 0	---
FLORIDA ATLANTIC	2-56, 1	5-27, 0	---	---
at South Carolina	3-33, 0	---	---	1-20, 0
at Arkansas	3-28, 0	---	1-44, 0	---
FLORIDA	1-0, 0	---	---	---
at LSU	3-38, 0	2-26, 0	2-10, 0	---
OLE MISS	1-5, 0	---	---	---
at Georgia	3-19, 0	---	---	---
SAMFORD	2-11, 0	4-44, 0	---	---
ALABAMA	2-17, 0	2-3, 0	---	---
vs. Virginia	2-53, 1	---	---	1-8, 0

Passing

<u>C-A-Yds-Int, TD</u>	<u>#14 Trotter</u>	<u>#15 Moseley</u>
UTAH STATE STATE	17-23-261-0, 3	1-1-25-0, 0
MISSISSIPPI STATE	16-23-146-1, 2	---
at Clemson	12-25-198-1, 1	---
FLORIDA ATLANTIC	16-28-178-1, 2	---
at South Carolina	12-23-112-2, 1	---
at Arkansas	6-19-81-1, 0	1-1-5-0, 0
FLORIDA	2-8-33-0, 1	4-7-90-0, 0
at LSU	---	12-20-145-1, 0
OLE MISS	---	12-15-160-0, 4
at Georgia	---	11-22-140-1, 0
SAMFORD	---	13-20-167-0, 1
ALABAMA	---	11-18-62-1, 0
vs. Virginia	11-18-175-0, 1	1-4-6-0, 0

Field Goals

<u>Made. (Missed)</u>	<u>#36 Parkey</u>
UTAH STATE	---
MISSISSIPPI STATE	43, 37
at Clemson	38
FLORIDA ATLANTIC	41, 31, 37, (47)
at South Carolina	21
at Arkansas	---
FLORIDA	(45), (42), 42
at LSU	(42)
OLE MISS	(40), (31)
at Georgia	---
SAMFORD	32
ALABAMA	---
vs. Virginia	(44), 45, 37

Punting

<u>No.-Avg. In 20</u>	<u>#30 Clark</u>
UTAH STATE	5-42.6, 1
MISSISSIPPI STATE	6-45.7, 4
at Clemson	6-41.3, 4
FLORIDA ATLANTIC	3-46.3, 0
at South Carolina	7-37.9, 5
at Arkansas	9-40.0, 6
FLORIDA	9-39.2, 2
at LSU	7-35.1, 3
OLE MISS	3-35.7, 0
at Georgia	5-41.0, 2
SAMFORD	4-43.2, 3
ALABAMA	5-42.2, 2
vs. Virginia	3-49.0, 1

2011 Game-By-Game Individual Stats

Defensive Linemen

<u>Solo+Ast=Total</u>	<u>#92 Carter</u>	<u>#94 Eguae</u>	<u>#95 Ford</u>	<u>#55 Lemonier</u>	<u>#13 Sanders</u>	<u>#74 Travis</u>	<u>#54 Whitaker</u>	<u>#90 Wright</u>
UTAH STATE	3+2=5	0+3=3	3+0=3	1+2=3	---	1+0=1	0+2=2	---
MISSISSIPPI STATE	3+1=4	6+3=9	2+1=3	3+2=5	0+1=1	0+1=1	2+1=3	---
at Clemson	0+2=2	5+0=5	1+0=1	---	---	---	---	1+0=1
FLORIDA ATLANTIC	---	---	---	6+0=6	2+0+2	2+0=2	2+0=2	---
at South Carolina	1+1=2	2+0=2	---	2+0=2	0+1=1	---	2+0=2	---
at Arkansas	0+1=1	1+2=3	---	2+2=4	---	---	1+0=1	1+0=1
FLORIDA	1+0=1	2+0=2	---	6+0=6	---	---	2+0=2	---
at LSU	0+1=1	0+1=1	---	0+5=5	1+0=1	---	---	0+1=1
OLE MISS	---	0+2=2	---	0+3=3	2+0=2	---	2+2=3	0+1=1
at Georgia	0+1=1	0+2=2	---	2+4=6	0+1=1	---	3+1=4	1+3=4
SAMFORD	0+1=1	5+0=5	---	---	---	---	1+0=1	2+1=3
ALABAMA	1+2=3	2+2=4	---	3+1=4	---	---	1+2=3	---
vs. Virginia	---	---	---	3+0=3	1+0=1	---	1+1=2	1+0=1

Linebackers

<u>Solo+Ast=Total</u>	<u>#25 Bates</u>	<u>#35 Evans</u>	<u>#21 Freeman</u>	<u>#26 Garrett</u>	<u>#58 Gaston</u>	<u>#5 Holland</u>	<u>#10 Owens</u>	<u>#38 J. White</u>
UTAH STATE	4+3=7	7+7=14	---	1+0=1	1+2=3	4+7=11	---	0+1=1
MISSISSIPPI STATE	4+8=12	0+1=1	1+3=4	---	---	4+1=5	0+1=1	0+1=1
at Clemson	6+4=10	---	0+2=2	1+0=1	---	5+2=7	---	---
FLORIDA ATLANTIC	4+0=4	---	---	---	3+1=4	2+1=3	2+1=3	3+0=3
at South Carolina	5+0=5	1+0=1	2+0=2	---	---	4+2=6	1+1=2	1+1=2
at Arkansas	4+3=7	2+2=4	4+3=7	---	1+0=1	0+2=2	1+1=2	0+1=1
FLORIDA	3+1=4	3+0=3	2+1=3	---	---	3+0=3	---	---
at LSU	1+8=9	0+3=3	2+6=8	---	---	0+2=2	---	1+5=6
OLE MISS	1+3=4	1+2=3	9+2=11	1+0=1	---	---	---	5+4=9
at Georgia	8+4=12	3+3=6	5+3=8	0+1=1	---	---	---	---
SAMFORD	8+4=12	---	3+2=5	3+2=5	---	2+0=2	---	---
ALABAMA	6+4=10	2+1=3	3+1=4	---	---	---	---	---
vs. Virginia	5+3=8	1+1=2	4+0=4	---	---	2+0=2	1+0=1	---

Defensive Backs

<u>Solo+Ast=Total</u>	<u>#22 Bell</u>	<u>#11 Davis</u>	<u>#14 Florence</u>	<u>#12 McNeal</u>	<u>#6 Mincy</u>	<u>#24 Smith</u>	<u>#15 Thorpe</u>	<u>#19 R. White</u>
UTAH STATE	4+0=4	3+3=6	0+1=1	1+7=8	---	---	7+2=9	1+1=2
MISSISSIPPI STATE	6+2=8	5+2=7	2+0=2	5+3=8	3+0=3	1+0=1	4+7=11	4+0=4
at Clemson	7+1=8	4+0=4	1+0=1	7+1=8	4+1=5	2+1=3	8+8=16	3+2=5
FLORIDA ATLANTIC	5+0=5	---	---	3+1=4	0+2=2	1+0=1	3+1=4	4+1=5
at South Carolina	1+0=1	---	1+0=1	5+3=8	1+0=1	---	0+1=1	---
at Arkansas	1+1=2	0+4=4	0+2=2	1+1=2	1+0=1	2+1=3	3+3=6	---
FLORIDA	3+1=4	5+0=5	---	4+1=5	1+0=1	---	2+1=3	1+0=1
at LSU	1+3=4	1+6=7	2+1=3	2+5=7	1+0=1	1+0=1	2+12=14	---
OLE MISS	3+1=4	5+1=6	2+0=2	1+1=2	1+0=1	1+1=2	2+3=5	---
at Georgia	4+1=5	2+4=6	2+1=3	2+5=7	---	2+3=5	8+4=12	---
SAMFORD	---	0+3=3	6+1=7	5+0=5	2+0=2	1+1=2	2+2=4	---
ALABAMA	---	2+2=4	0+1=1	5+1=6	6+0=6	2+1=3	4+5=9	---
vs. Virginia	---	7+1=8	---	4+0=4	6+0=6	2+0=2	8+0=8	---

Others

<u>Solo+Ast=Total</u>	<u>#98 Blackson</u>	<u>#91 Bonomolo</u>	<u>#52 Delaine</u>	<u>#16 Means</u>	<u>#28 Rose</u>	<u>#96 Sigler</u>	<u>#27 Therezie</u>	<u>#32 Whitehead</u>
UTAH STATE	1+2=3	---	0+2=2	---	---	0+1=1	---	---
MISSISSIPPI STATE	---	---	---	0+1=1	---	2+1=3	0+1=1	0+1=1
at Clemson	1+0=1	---	---	---	---	1+0=1	1+0=1	2+0=2
FLORIDA ATLANTIC	---	1+0=1	---	---	---	1+0=1	5+0=5	1+0=1
at South Carolina	---	---	---	---	---	---	---	3+0=3
at Arkansas	---	---	---	---	---	0+1=1	1+0=1	4+4=8
FLORIDA	---	---	---	---	---	1+0=1	---	2+1=3
at LSU	0+1=1	---	---	---	---	0+1=1	1+2=3	1+1=2
OLE MISS	---	---	---	---	2+0=2	---	2+0=2	1+1=2
at Georgia	---	---	---	---	---	---	0+2=2	0+1=1
SAMFORD	0+1=1	---	---	---	---	1+0=1	---	5+0=5
ALABAMA	---	---	---	---	---	---	---	1+0=1
vs. Virginia	---	---	---	---	---	---	2+0=2	2+0=2

2011 Player Participation

Player	Pos.	2011 Games Played	2011 Starts	Career Games Played	Career Starts	Consec. Career Starts
Daren Bates	LB	12	11	37	33	6
T'Sharvan Bell	DB	10	10	34	13	-
DeAngelo Benton	WR	12	2	33	2	-
Angelo Blackson	DL	12	-	12	-	-
Emory Blake	WR	10	7	35	14	4
Joel Bonomolo	DE	7	-	7	-	-
Chandler Brooks	K	2	-	2	-	-
Sam Brown	WR	1	-	1	-	-
Blake Burgess	OL	12	-	26	-	-
Quan Bray	WR	12	2	12	2	1
Quindarius Carr	WR	12	9	51	12	-
Kenneth Carter	DL	12	9	20	9	1
Steven Clark	P	12	-	17	-	-
Drew Cole	DB	5	-	30	-	-
Jared Cooper	OL	6	6	39	6	-
Chris Davis	DB	10	10	24	10	7
Justin Delaine	DE	1	-	1	-	-
Jaylon Denson	WR	12	-	12	-	-
Reese Dismukes	OL	12	12	12	12	12
Michael Dyer	RB	12	6	26	14	1
Nosa Eguae	DE	12	12	26	23	23
Jonathan Evans	LB	9	8	35	10	1
Tunde Fariyike	OL	12	-	12	-	-
Trent Fisher	DB	8	-	8	-	-
Erique Florence	DB	12	-	12	-	-
Dee Ford	DE	3	-	29	1	-
Kiehl Frazier	QB	11	-	11	-	-
Eltoro Freeman	LB	11	6	32	18	6
Brandon Fulse	TE	12	2	12	2	-
Justin Garrett	LB	7	1	7	1	-
Harris Gaston	LB	10	-	23	-	-
A.J. Greene	OL	12	11	18	14	11
Garrett Harper	WR	8	-	8	-	-
Josh Harris	DS	12	-	39	-	-
Jake Holland	LB	11	6	20	6	-
Davis Hooper	RB	-	-	6	-	-
Chris Humphries	DL	11	-	31	-	-
Bobby Ingalls	OL	4	-	4	-	-
Corey Lemonier	DE	12	12	26	13	12
Philip Lutzenkirchen	TE	11	10	37	15	5
Eric Mack	OL	4	-	4	-	-
Tre Mason	RB	11	-	11	-	-
Onterio McCalebb	RB	12	7	37	13	1
Demetruce McNeal	DB	12	11	25	11	2
Ikeem Means	DB	12	-	38	-	-
Jonathan Mincy	DB	12	3	12	3	-
Anthony Morgan	RB	4	1	24	1	-
Clint Moseley	QB	9	5	10	5	5
Brandon Mosley	OL	12	12	26	23	23
LaDarius Owens	DE	5	-	5	-	-
Cody Parkey	K	12	-	19	-	-
Ladarious Phillips	RB	9	-	9	-	-
Ryan Preston	OL	1	-	1	-	-
Trovon Reed	WR	9	2	10	2	-
Ashton Richardson	LB	5	-	23	-	-
Jonathan Rose	DB	7	-	7	-	-
Craig Sanders	DE	12	-	25	-	-
Devaunte Sigler	DL	12	-	12	-	-
Chad Slade	OL	12	9	12	9	6
Ryan Smith	DB	12	1	26	1	-
Travante Stallworth	WR	12	6	27	6	1

Player	Pos.	2011 Games Played	2011 Starts	Career Games Played	Career Starts	Consec. Career Starts
John Sullen	OL	11	10	37	11	8
Robenson Therezie	DB	12	-	12	-	-
Neiko Thorpe	S	12	12	50	39	21
Jamar Travis	DL	12	-	36	-	-
Barrett Trotter	QB	7	7	12	7	-
C.J. Uzomah	WR	12	-	12	-	-
Jeffrey Whitaker	DL	12	12	26	12	12
Jawara White	LB	10	2	10	2	-
Ryan White	DB	11	2	18	2	-
Jermaine Whitehead	DB	12	1	12	1	1
Jay Wisner	WR	11	6	28	8	-
Gabe Wright	DL	11	3	11	3	-

Top Ten Career Games Played (Active)

1. Quindarius Carr	51
2. Neiko Thorpe	50
3. Jared Cooper	39
Josh Harris	39
5. Ikeem Means	38
6. Daren Bates	37
Philip Lutzenkirchen	37
Onterio McCalebb	37
John Sullen	37
10. Jamar Travis	36

Top Ten Career Games Started (Active)

1. Neiko Thorpe	39
2. Daren Bates	33
3. Nosa Eguae	23
Brandon Mosley	23
5. Eltoro Freeman	18
6. Philip Lutzenkirchen	15
7. Emory Blake	14
Michael Dyer	14
A.J. Greene	14
10. T'Sharvan Bell	13
Onterio McCalebb	13

Top Five Consecutive Starts (Active)

1. Nosa Eguae	23
Brandon Mosley	23
3. Neiko Thorpe	21
4. Reese Dismukes	12
Corey Lemonier	12
Jeffrey Whitaker	12

2011 Superlatives

Auburn Team Superlatives

Points Scored	43	vs. Virginia (12/31)
Low	7	at Georgia (11/12)
First Downs	23	vs. Samford (11/19)
Low	9	at UGA (11/12), vs. Ala. (11/26)
Rushing Plays	67	at South Carolina (10/1)
Low	25	at Georgia (11/12)
Net Rushing Yards	291	at Arkansas (10/8)
Low	51	at Georgia (11/12)
Passes Attempted	29	vs. Florida Atlantic (9/24)
Low	15	vs. Ole Miss (10/29)
Passes Completed	18	vs. Utah State (9/3)
Low	7	vs. Florida (10/15)
Had Intercepted	4	at South Carolina (10/1)
Low	0	5 times, last v. Virginia (12/31)
Net Passing Yards	286	vs. Utah State (9/3)
Low	62	vs. Alabama (11/26)
Total Offensive Plays	92	at South Carolina (10/1)
Low	48	at Georgia (11/12)
Total Net Offense	454	vs. Virginia (12/31)
Low	140	vs. Alabama (11/26)
Fumbles	3	vs. Ole Miss (10/29)
Low	0	3 times, last vs. Florida (10/15)
Fumbles Lost	2	3 times, last vs. Samford (11/19)
Low	0	8 times, last vs. Virginia (12/31)
Penalties	11	at Arkansas (10/8)
Low	3	at Georgia (11/12)
Penalty Yards	105	at Arkansas (10/8)
Low	14	at Georgia (11/12)

Auburn Individual Superlatives

Rushes	41	Michael Dyer at South Carolina (10/1)
Yards Rushing	177	Michael Dyer vs. Ole Miss (10/29)
TD Rushes	2	5 times, last Frazier v. UVa (12/31)
Long Rush	60	Onterio McCalebb vs. Virginia (12/31)
Pass attempts	28	Barrett Trotter vs. Florida Atlantic (9/24)
Pass completions	17	Barrett Trotter vs Utah State (9/3)
Yards Passing	261	Barrett Trotter vs Utah State (9/3)
TD Passes	4	Clint Moseley vs. Ole Miss (10/29)
Long Pass	56	Barrett Trotter vs Utah State (9/3)
Receptions	7	Emory Blake vs Mississippi State (9/10)
Yards Receiving	108	Emory Blake vs MSU (9/10) & Uva (12/31)
TD Receptions	2	P. Lutzenkirchen vs. Ole Miss (10/29)
Long Reception	56	Emory Blake vs Utah State (9/3)
Field Goals	3	Cody Parkey vs Florida Atlantic (9/24)
Long Field Goal	45	Cody Parkey vs Virginia (12/31)
Punts	9	S. Clark at Ark. (10/8) & vs. UF (10/15)
Punting Avg	49.0	Steven Clark vs. Virginia (12/31)
Long Punt	58	Steven Clark vs Mississippi State (9/10)
Punts inside 20	6	Steven Clark at Arkansas (10/8)
Long Punt Return	24	Quan Bray vs. Samford (11/19)
Long Kickoff Return	97	Tre Mason vs Utah State (9/3)
Tackles	16	Neiko Thorpe at Clemson (9/17)
Sacks	2.0	Corey Lemonier vs. Florida (10/15)
		Corey Lemonier at Georgia (11/12)
		Eltoro Freeman vs. Ole Miss (10/29)
Tackles For Loss	3.0	Corey Lemonier vs. Florida (10/15)
Interceptions	1	by six players on 11 occasions
		last by Jake Holland v. Virginia (12/31)
Interception Yards	43 yards	Demetruce McNeal vs. MSU (9/10)

Auburn Individual Long Plays

Rushing	60	Onterio McCalebb vs. Virginia (12/31)
Passing	56	by Barrett Trotter vs. Utah State (9/3)
Receiving	56	by Emory Blake vs. Utah State (9/3)
Field Goal	45	by Cody Parkey vs. Virginia (12/31)
Punt	58	by Stephen Clark vs. MSU (9/10)
Punt Return	24	by Quan Bray vs. Samford (11/19)
Kickoff Return	97	by Tre Mason vs. Utah State (9/3)
Interception Return	46	by Neiko Thorpe vs. FAU (9/24)

Opponent Team Superlatives

Points Scored	45	by LSU (10/22) & UGA (11/12)
Low	6	by Florida (10/15)
First Downs	32	by Clemson (9/17)
Low	13	by South Carolina (10/1)
Rushing Plays	63	by Mississippi State (9/10)
Low	29	by South Carolina (10/1)
Net Rushing Yards	333	by Mississippi State (9/10)
Low	66	by Florida (10/15)
Passes Attempted	42	by Clemson (9/17)
Low	18	by Georgia (11/12)
Passes Completed	30	by Clemson (9/17)
Low	9	by South Carolina (10/1)
Had Intercepted	3	by Florida Atlantic (9/24)
Low	0	5 times, last v. Alabama (11/26)
Net Passing Yards	386	by Clemson (9/17)
Low	128	by Florida (10/15)
Total Offensive Plays	97	by Mississippi State (9/10)
Low	52	by South Carolina (10/1)
Total Net Offense	624	by Clemson (9/17)
Low	194	by Florida (10/15)
Fumbles	5	by FAU (9/24) & Florida (10/15)
Low	0	3 times, last by Samford (11/19)
Fumbles Lost	2	4 times, last vs. Georgia (11/12)
Low	0	5 times, last by Samford (11/19)
Penalties	10	by Mississippi State (9/10)
Low	2	by Samford (11/19)
Penalty Yards	75	by Mississippi State (9/10)
Low	10	by Samford (11/19)

Opponent Individual Superlatives

Rushes	28	Jeremiaha Gates of Samford (11/19)
Yards Rushing	203	Trent Richardson of Alabama (11/26)
TD Rushes	2	4 times, last by Bolden of Ole Miss (10/29)
Long Rush	92	Joe Adams of Arkansas (10/8)
Pass attempts	42	Tajh Boyd of Clemson (9/17)
Pass completions	30	Tajh Boyd of Clemson (9/17)
Yards Passing	386	Tajh Boyd of Clemson (9/17)
TD Passes	4	Tajh Boyd of Clemson (9/17)
		Aaron Murray of Georgia (11/12)
Long Pass	65	Tajh Boyd of Clemson (9/17)
Receptions	13	Kelsey Pope of Samford (11/19)
Yards Receiving	155	Sammy Watkins of Clemson (9/17)
TD Receptions	2	Sammy Watkins of Clemson (9/17)
		Reuben Randle of LSU (10/22)
		Kris Burd of Virginia (12/31)
Long Reception	65	Sammy Watkins of Clemson (9/17)
Field Goals	3	Cameron Yaw of Samford (11/19)
Long Field Goal	47	Caleb Sturgis of Florida (10/15)
Punts	7	Scribner-Howard of South Carolina (10/1)
		Dylan Breeding of Arkansas (10/8)
		Kyle Christy of Florida (10/15)
Punting Avg	51.2	Brad Wing of LSU (10/22)
Long Punt	67	Kyle Christy of Florida (10/15)
Punts inside 20	4	Kyle Christy of Florida (10/15)
Long Punt Return	22	Johnthan Banks, vs Mississippi State (9/10)
Long Kickoff Return	36	Chris Rainey of Florida (10/15)
Tackles	15	Jerry Franklin of Arkansas (10/8)
Sacks	3.5	Melvin Ingram of South Carolina (10/1)
Tackles For Loss	4.5	Melvin Ingram of South Carolina (10/1)
Interceptions	2	C.C. Whitlock of South Carolina (10/1)
		Tramain Thomas of Arkansas (10/8)

Opponent Individual Long Plays

Rushing	92	by Joe Adams of Arkansas (10/8)
Passing	65	by Tajh Boyd of Clemson (9/17)
Receiving	65	by Sammy Watkins of Clemson (9/17)
Field Goal	47	by Caleb Sturgis of Florida (10/15)
Punt	67	by Kyle Christy of Florida (10/15)
Punt Return	22	by Jonathan Banks of MSU (9/10)
Kickoff Return	36	by Chris Rainey of Florida (10/15)
Interception Return	29	by Tramain Thomas of Arkansas (10/8)

2011 Plays of 20+ Yards

Yards	Type	Player(s)	Opponent	Qtr.
60	rush	Onterio McCalebb	Virginia	2nd
56 (TD)	pass	Emory Blake from Barrett Trotter	Utah State	1st
55 (TD)	rush	Michael Dyer	Arkansas	1st
52	rush	Michael Dyer	Mississippi State	3rd
52 (TD)	rush	Michael Dyer	Clemson	1st
51 (TD)	pass	Onterio McCalebb from Barrett Trotter	Florida Atlantic	3rd
50	pass	Emory Blake from Barrett Trotter	Virginia	2nd
48	rush	Michael Dyer	Ole Miss	3rd
46 (TD)	pass	Emory Blake from Barrett Trotter	Mississippi State	2nd
45	rush	Michael Dyer	Clemson	3rd
45 (TD)	pass	Quindarius Carr from Clint Moseley	Ole Miss	1st
45	pass	Emory Blake from Clint Moseley	Georgia	1st
44	pass	Travante Stallworth from Barrett Trotter	Arkansas	3rd
42	pass	Quindarius Carr from Clint Moseley	Florida	3rd
41	pass	DeAngelo Benton from Barrett Trotter	Clemson	4th
39 (TD)	pass	Travante Stallworth from Barrett Trotter	Utah State	3rd
36 (TD)	pass	Emory Blake from Barrett Trotter	Clemson	1st
36	pass	Emory Blake from Clint Moseley	Georgia	3rd
35 (TD)	rush	Michael Dyer	Mississippi State	1st
32 (TD)	pass	Philip Lutzenkirchen from Clint Moseley	Samford	1st
30	pass	DeAngelo Benton from Clint Moseley	LSU	3rd
30	pass	Quindarius Carr from Clint Moseley	Samford	2nd
29	rush	Michael Dyer	LSU	4th
29	pass	Quindarius Carr from Clint Moseley	Samford	1st
28	pass	Onterio McCalebb from Barrett Trotter	Virginia	2nd
26	pass	Travante Stallworth from Barrett Trotter	Utah State	4th
25	pass	Onterio McCalebb from Clint Moseley	Utah State	3rd
25 (TD)	pass	DeAngelo Benton from Barrett Trotter	Florida	1st
25	pass	Trovon Reed from Clint Moseley	LSU	2nd
25	pass	O. McCalebb from Clint Moseley	LSU	1st
25 (TD)	pass	Emory Blake from Clint Moseley	Ole Miss	3rd
25	pass	Onterio McCalebb from Barrett Trotter	Virginia	2nd
24	pass	Emory Blake from Barrett Trotter	Florida Atlantic	2nd
23	pass	Emory Blake from Barrett Trotter	Mississippi State	2nd
23	pass	Onterio McCalebb from Barrett Trotter	South Carolina	1st
23	pass	Philip Lutzenkirchen from Clint Moseley	Florida	3rd
22	pass	Emory Blake from Barrett Trotter	Mississippi State	2nd
22	rush	Kiehl Frazier	South Carolina	2nd
22 (TD)	rush	Clint Moseley	Samford	4th
22	pass	Emory Blake from Barrett Trotter	Virginia	2nd
22	rush	Tre Mason	Virginia	3rd
21	pass	Emory Blake from Barrett Trotter	Utah State	4th
21	pass	Trovon Reed from Barrett Trotter	Florida Atlantic	1st
21	pass	Emory Blake from Barrett Trotter	Florida Atlantic	1st
21	rush	Onterio McCalebb	Samford	2nd
20	pass	Travante Stallworth from Barrett Trotter	Clemson	2nd
20	rush	Michael Dyer	Florida Atlantic	1st
20	pass	Jay Wisner from Barrett Trotter	South Carolina	1st
20	rush	Onterio McCalebb	LSU	1st
20	pass	Emory Blake from Clint Moseley	Ole Miss	2nd

Play Breakdown

BY PLAY

Pass.....	36
Run	14

BY GAME

Utah State	5
Mississippi State	5
at Clemson	5
Florida Atlantic.....	5
at South Carolina.....	3
at Arkansas	2
Florida	3
at LSU	5
Ole Miss	4
at Georgia	2
Samford.....	5
Alabama	0
Virginia.....	6

BY QUARTER

1st	17
2nd.....	15
3rd	13
4th	5

RUSHING

Michael Dyer	8
Onterio McCalebb	3
Kiehl Frazier	1
Clint Moseley.....	1
Tre Mason	1

PASSING

Barrett Trotter	22
Clint Moseley.....	14

RECEIVING

Emory Blake	14
Onterio McCalebb	6
Quindarius Carr	4
Travante Stallworth	4
DeAngelo Benton	3
Philip Lutzenkirchen	2
Trovon Reed	2
Jay Wisner.....	1

The Last Time...

An Auburn Team

Had 35 First Downs... vs. Western Carolina, 2002 (37)
Had 30 First Downs... vs. Furman, 2009 (30)
Had 400 yards rushing... vs. LSU, 2010 (440)
Had 300 yards rushing... vs. Georgia, 2010 (315)
Had 300 yards rushing in consecutive games... vs. Chattanooga (303); vs. Georgia (315), 2010
Had 300 yards rushing in six consecutive games... at Kentucky (311); vs. Arkansas (330); vs. LSU, (440); at Ole Miss (343); vs. Chattanooga (303); vs. Georgia (315), 2010
Had 300 yards rushing in six consecutive SEC games... vs. South Carolina (334); at Kentucky (311); vs. Arkansas (330); vs. LSU, (440); at Ole Miss (343); vs. Georgia (315), 2010
Had 50 or more rushing attempts... vs. Ole Miss, 2011 (50)
Had six or more rushing TDs... vs. Arkansas, 2010 (6)
Had five or more rushing TDs... vs. Georgia, 2010 (5)
Had four or more rushing TDs... vs. Virginia [Chick-fil-A], 2012 (4)
Had 350 or more yards passing... vs. South Carolina [SECCG], 2010 (351)
Had 300 or more yards passing... vs. South Carolina [SECCG], 2010 (351)
Had 50 or more pass attempts... vs. Mississippi State, 1997 (54)
Had 30 or more pass completions... vs. Arkansas, 1995 (34)
Had five TDs passing... vs. Ball State, 2009 (5)
Had four TDs passing... vs. Ole Miss, 2011 (4)
Had three TDs passing... vs. Ole Miss, 2011 (4)
Had 500 or more yards total offense... vs. Oregon [BCSNCG], 2011 (519)
Had 500 or more yards total offense in consecutive games... vs. South Carolina [SECCG] (589), vs. Oregon [BCSNCG], 2011 (519)
Had 80 or more total plays... at South Carolina, 2011 (92)
Had 90 or more total plays... at South Carolina, 2011 (92)
Scored 70 or more points... vs. Louisiana-Monroe, 2003 (73)
Scored 60 or more points... vs. Arkansas, 2010 (65)
Scored 50 or more points... vs. South Carolina [SECCG], 2010 (56)
Scored 40 or more points... vs. Virginia [Chick-fil-A], 2012 (43)
Scored 40 or more points in three consecutive games... at Ole Miss (51), vs. Chattanooga (62), vs. Georgia (49), 2010
Had five or more fumbles... vs. Southern Miss (5), 2008
Did not commit a turnover... vs. Virginia [Chick-fil-A], 2012
Had 200-yard rusher and 100-yard receiver in a game... vs. Syracuse, 2002 (Carnell Williams [202 rush] and Marcel Willis [113 receiving])
Had 150-yard rusher and 150-yard receiver in a game... at Arkansas, 2001 (Carnell Williams [177 rush] and Tim Carter [156 receiving])
Had 100-yard receiver and 100-yard rusher in a game... vs. Virginia [Chick-fil-A], 2012 (Oterio McCalebb [109 rush], Emory Blake [108 rec])
Had two 100-yard rushers in a game... vs. LSU, 2010 (Cam Newton [217] and Mike Dyer [100])
Had two 150-yard rushers in a game... vs. Mississippi State, 2003 (Brandon Jacobs [182] and Carnell Williams [164])
Had three 100-yard rushers in a game ... vs. Maryland, 1983 (Tommie Agee [219], Lionel James [115] and Bo Jackson [105])
Had two 100-yard receivers in a game... vs. Chattanooga, 2010 (Terrell Zachery [148] and Darvin Adams [106])
Had a 60-yard run and a 60-yard pass in a game ... vs. Alabama, 2009 (Terrell Zachery 67 rush, Chris Todd to Darvin Adams 72 pass)
Had three players with 2 rushing TDs... vs. Louisiana-Monroe, 2003 (Carnell Williams [2], Brandon Jacobs [2], Tre Smith [2])
Had three players with 2 TDs... vs. Georgia, 2010 (Oterio McCalebb [3 rush], Cam Newton [2 rush], Philip Lutzenkirchen [2 rec.])
Had two players with seven or more catches in a game ... Courtney Taylor vs. Alabama, 2003 (7), Silas Daniels vs. Alabama, 2003 (7)
Scored a touchdown on offense, defense and special teams... vs. Louisiana-Monroe, 2008 (2 offense [1 pass, 1 rush], 1 defense [fumble return], 1 special team [punt return])
Scored on the first offensive play ... vs. Alabama, 2003 (Carnell Williams, 80 yard run)
Returned a punt for a TD... vs. Louisiana-Monroe, 2008 (Robert Dunn) [66 yards]
Returned a kickoff for a TD... vs. Alabama, 2011 (Oterio McCalebb) [83 yards]
Returned opening kickoff for a TD... vs. Tennessee-Martin, 2008 (Tristan Davis) [95 yards]
Returned three Interceptions for TDs... vs. LSU, 1994 (Ken Alvis, Fred Smith, Brian Robinson)
Returned two Interceptions for TDs... vs. LSU, 1994 (Ken Alvis, Fred Smith, Brian Robinson)
Returned an Interception for a TD... vs. Florida Atlantic, 2011 (Jermaine Whitehead) [25]

Returned two fumbles for TDs... vs. Vanderbilt, 2002 (Spencer Johnson, Karlos Dansby)
Returned a fumble for a TD... vs. Alabama, 2011 (Kenneth Carter) [0]
Blocked a punt ... vs. Virginia [Chick-fil-A] (Garrett Harper, Angelo Blackson)
Blocked two punts... vs. Virginia [Chick-fil-A] (Garrett Harper, Angelo Blackson)
Blocked three punts ... vs. La-Monroe, 2003 (3 - Justin Fetsko [2], Donnay Young)
Returned a blocked punt for a TD... vs. Florida, 2006 (Tre Smith)
Blocked a field goal ... vs. Kentucky, 2009 (Jake Ricks)
Returned a blocked field goal for a TD... vs. Kentucky, 2009 (Neiko Thorpe) [69]
Blocked two field goals in a game... at Georgia, 2001 (Alton Moore, 2)
Blocked a PAT attempt ... at South Carolina, 2010 (Corey Lemonier)
Blocked two PAT attempt ... vs. LSU, 1998 (Charles Dorsey, 2)
Missed a kicking PAT... vs. Chattanooga, 2010 (Wes Byrum)
Had a punt blocked... at Mississippi State, 2009 (Clinton Durst)
Had a field goal blocked... at Mississippi State, 2010 (Wes Byrum)
Had a successful on-side kick... vs. Virginia [Chick-fil-A], 2012 (Cody Parkey)
Was held scoreless... at Alabama, 2008 (0-36)
Was held scoreless at Jordan-Hare Stadium... vs. Southern California, 2003 (0-23)
Held an opponent scoreless... vs. Louisiana-Monroe, 2008 (34-0)
Held an opponent scoreless at Jordan-Hare Stadium... vs. La-Monroe, 2008 (34-0)
Held an opponent to five or less first downs... vs. Ball State, 2001 (5)
Held an opponent to 10 or less first downs... vs. Tennessee, 2008 (9)
Intercepted five or more passes... vs. Northwestern [Outback], 2010 (5)
Intercepted four or more passes... vs. Northwestern [Outback], 2010 (5)
Held an opponent to 300 or less yards total offense... vs. Florida, 2011 (194)
Held an opponent to 200 or less yards total offense... vs. Florida, 2011 (194)
Held an opponent to 150 or less yards total offense... at Mississippi State, 2008 (116)
Held an opponent to 100 or less yards total offense... vs. Ball State, 2001 (92)
Held an opponent to 100 or less yards rushing... vs. Florida, 2011 (66)
Held an opponent to 50 or less yards rushing... vs. Louisiana-Monroe, 2010 (38)
Held an opponent to negative yards rushing... vs. Florida, 2001 (-36)
Held an opponent to 100 or less yards passing... vs. Kentucky, 2009 (75)
Held an opponent without a touchdown... vs. Florida, 2011
Scored a safety... vs. Virginia [Chick-fil-A], 2012 (Team)
Scored on a fake field goal... vs. Vanderbilt, 2000 (Duval pass to Diamond)
Scored an offensive two-point conversion ... at Alabama, 2006 (Lee Guess pass from Carl Stewart)
Scored two or more offensive two-point conversions... vs. Florida, 2002 [2]
Scored a defensive two-point conversion... vs. Ole Miss, 2009 (Demond Washington)
Had 10 or more penalties... at Arkansas, 2011 (11)
Had 100 or more penalty yards... at Arkansas, 2011 (105)
Had 35 minutes time of possession... at South Carolina, 2011 (35:47)
Was involved in a game that ended in a tie... vs. Georgia, 1994 (23-23)
Was involved in an overtime game... vs. Clemson, 2010 (27-24 win)
Won a game without scoring an offensive touchdown ... at Miss. State, 2008 (3-2)

An Auburn Player

Rushed 40 times in a game... Michael Dyer at South Carolina, 2011 (41)
Rushed 35 times in a game... Michael Dyer at South Carolina, 2011 (41)
Rushed 30 times in a game... Michael Dyer vs. Samford, 2011 (30)
Rushed for 200 yards in a game... Cam Newton vs. LSU, 2010 (217)
Rushed for 150 yards in a game... Michael Dyer vs. Samford, 2011 (157)
Rushed for 100 yards in a game... Oterio McCalebb vs. Virginia [Chick-fil-A] (109)
Quarterback rushed for 100 yards in a game... Cam Newton vs. Georgia, 2010 (151)
Rushed for 100 yards in five consecutive games... Kenny Irons vs. Alabama (103), at Georgia (179), at Kentucky (103), vs. Ole Miss (101), at LSU (218), 2005
Rushed for 100 yards in four consecutive games... Kenny Irons vs. Alabama (103), at Georgia (179), at Kentucky (103), vs. Ole Miss (101)
Rushed for 100 yards in three consecutive games... Cam Newton at Kentucky (198), vs. Arkansas (188), vs. LSU (217), 2010
Rushed for 100 yards in consecutive games... Mike Dyer at South Carolina (141), at Arkansas (112), 2011
Rushed for 150 yards in three consecutive games... Cam Newton at Kentucky (198), vs. Arkansas (188), vs. LSU (217), 2010
Rushed for 150 yards in consecutive games... Michael Dyer vs. Mississippi State (150), at Clemson (151), 2011
Rushed for 4 or more TDs in a game... Cam Newton at Kentucky, 2010 (4)
Rushed for 3 or more TDs in a game... Oterio McCalebb vs. Georgia, 2010 (3)
QB Rushed for 2 or more TDs in a game... Kiehl Frazier vs. Virginia [Chick-fil-A], 2012 (2)

The Last Time...

Rushed for 2 or more TDs in four consecutive games... Carnell Williams vs. Western Carolina (2), vs. Vanderbilt (2), at Miss. State (2), vs. Syracuse (2), 2002

Rushed for 2 or more TDs in three consecutive games... Michael Dyer vs. Utah State (2), vs. Mississippi State (2), at Clemson (2), 2011

Rushed for a TD in five consecutive games... Onterio McCalebb vs. Arkansas (1); vs. LSU (1); at Ole Miss (1); vs. Chattanooga (1); vs. Georgia (3), 2010

Passed for 400 yards in a game... Ben Leard at Georgia, 1999 (416)

Passed for 300 yards in a game... Cam Newton vs. South Carolina [SECCG], 2010 (335)

Attempted 50 passes in a game... Dameyune Craig vs. Mississippi State, 1997 (54)

Attempted 40 passes in a game... Kodi Burns at Ole Miss, 2008 (43)

Threw five TDs in a game... Chris Todd vs. Ball State, 2009 (5)

Threw four TDs in a game... Clint Moseley vs. Ole Miss, 2011 (4)

Threw three TDs in a game... Clint Moseley vs. Ole Miss, 2011 (4)

Threw four TDs or more in consecutive games... Chris Todd vs. West Virginia (4), vs. Ball State (5), 2009

Threw two TDs or more in five consecutive games... Cam Newton at Ole Miss (2), vs. Chattanooga (4), vs. Georgia (2), at Alabama (3), vs. South Carolina (4), 2010

Had 400 yards total offense in a game... Cam Newton South Carolina [SECCG], 2010 (408)

Had 300 yards total offense in a game... Cam Newton vs. Oregon [BCSNCG], 2011 (329)

Accounted for four or more TDs in a game... Clint Moseley vs. Ole Miss, 2011 (4)

Accounted for three or more TDs in a game... Clint Moseley vs. Ole Miss, 2011 (4)

Accounted for three or more TDs in four consecutive games... Cam Newton vs. Chattanooga (5), vs. Georgia (4), at Alabama (4), vs. South Carolina (6), 2010

Caught 15 passes in a game... Willie Gosha vs. Arkansas, 1995 (17)

Caught 10 or more passes in a game... Darvin Adams vs. N'western [Outback], 2010 (12)

Caught seven or more passes in a game... Emory Blake vs. Mississippi State, 2011 (7)

Had 200 or more yards receiving in a game... Darvin Adams vs. South Carolina [SECCG], 2010 (217)

Had 150 or more yards receiving in a game... Darvin Adams vs. South Carolina [SECCG], 2010 (217)

Had 100 or more yards receiving in a game... Emory Blake vs. Virginia [Chick-fil-A], 2012 (108)

Had 100 yards receiving in consecutive games... Darvin Adams vs. Alabama, 2009 (138), vs. Northwestern [Outback], 2010 (142)

Caught four or more TD passes in a game... Alexander Wright vs. Pacific, 1989 (4)

Caught three or more TD passes in a game... Darvin Adams vs. Furman, 2009 (3)

Caught two or more TD passes in a game... Philip Lutzenkirchen vs. Ole Miss, 2011 (2)

Caught a TD pass in consecutive games... Philip Lutzenkirchen at Georgia, vs. Samford, 2011

Caught a TD pass in three consecutive games... Philip Lutzenkirchen vs. Ole Miss, at Georgia, vs. Samford, 2011

Caught a TD pass in four consecutive games ... Emory Blake vs. Florida Atlantic, vs. Utah State, vs. Mississippi State, at Clemson, 2011

Caught a TD pass in five consecutive games ... Emory Blake vs. Oregon [BCSNCG], vs. Utah State, vs. Miss. State, at Clemson, vs. Florida Atlantic, 2010/11

Caught a TD pass in six consecutive games ... Emory Blake vs. South Carolina [SECCG], vs. Oregon [BCSNCG], vs. Utah State, vs. Mississippi State, at Clemson, vs. Florida Atlantic, 2010/11

Caught a TD pass in seven consecutive games ... Emory Blake at Alabama; vs. South Carolina [SECCG], vs. Oregon [BCSNCG], vs. Utah State, vs. Mississippi State, at Clemson, vs. Florida Atlantic, 2010/11

Quarterback caught a TD pass ... Cam Newton from Kodi Burns at Ole Miss, 2010

Running back caught two or more TD passes in a game... Mario Fannin vs. Arkansas St., 2010 (2)

Running back caught a TD pass in consecutive games ... Mario Fannin vs. West Virginia, Ball State, 2009

Tight end caught two or more TD passes in a game... Philip Lutzenkirchen vs. Ole Miss, 2011 (2)

Tight end caught a TD pass in consecutive games ... Philip Lutzenkirchen at Georgia, vs. Samford, 2011

Tight end caught a TD pass in three consecutive games ... Philip Lutzenkirchen vs. Ole Miss, at Georgia, vs. Samford, 2011

Scored 15 or more points kicking... Wes Byrum at Ole Miss, 2010 (15)

Scored 10 or more points kicking... Cody Parkey vs. Virginia [Chick-fil-A], 2012 (13)

Kicked five or more field goals in a game... Jaret Holmes vs. UAB, 1996 (5)

Kicked four or more field goals in a game... Wes Byrum at Tennessee, 2009 (4)

Had 150 kickoff return yards in a game... Tre Mason vs. Utah State, 2011 (176)

Had 100 punt return yards in a game... Robert Dunn vs. Southern Miss, 2008 (103)

Scored four or more TDs... Cam Newton at Kentucky, 2010 (4 rush)

Scored three or more TDs... Cam Newton vs. Arkansas, 2010 (3 rush)

Scored a rushing and receiving TD in a game... Onterio McCalebb vs. Virginia [Chick-fil-A], 2012

Had an 80-yard run... Carnell Williams vs. Alabama, 2003 (80)

Had a 70-yard run... Onterio McCalebb vs. LSU, 2010 (70)

Had a 60-yard run... Onterio McCalebb vs. Virginia [Chick-fil-A], 2012

Completed an 80-yard pass... Cam Newton to Terrell Zachery vs. Chattanooga, 2010 (80)

Completed a 70-yard pass... Cam Newton to Terrell Zachery at Alabama, 2010 (70)

Completed a 60-yard pass... Cam Newton to Darvin Adams vs. South Carolina [SECCG], 2010 (62)

Kicked a field goal of 50 or more yards... Wes Byrum vs. Southern Miss, 2008 (52)

Kicked a field goal of 50 or more yards in consecutive games... John Vaughn, 2006; at Mississippi State (55), vs. Washington State (52)

Kicked two field goals of 50+ yards in a game... Win Lyle vs. Tennessee, 1987 (55, 52)

Had a 70-yard punt... Kody Bliss vs. Tualne, 2006 (71)

Had a 60-yard punt... Ryan Shoemaker vs. New Mexico State, 2007 (67)

Had two punts of 50+ yards in a game... Steven Clark vs. Mississippi State, 2011 (50, 58)

Had four or more punts 120 in a game... Steven Clark at Arkansas, 2011 (6)

Blocked a field goal in a game... Tez Doolittle vs. Georgia, 2008

Blocked two field goals in a game... Alton Moore at Georgia, 2001

Blocked a PAT attempt ... Corey Lemonier at South Carolina, 2011

Blocked two PAT attempts ... Charles Dorsey vs. LSU, 1998 (2)

Blocked a punt in a game... Garrett Harper/Angelo Blackson vs. Virginia [Chick-fil-A], 2012

Blocked two punts in a game... Justin Fetsko vs. Louisiana-Monroe, 2003 (2)

Had 15 or more tackles in a game... Neiko Thorpe at Clemson, 2011 (16)

Intercepted three or more passes in a game... Junior Rosegreen at Tennessee, 2004 (4)

Intercepted two or more passes in a game... Josh Byrnes vs. Arkansas, 2010 (2)

Intercepted a pass in consecutive games... Jerraud Powers, 2007; at Georgia; vs. Alabama, 2007

Intercepted a pass in three consecutive games... Jerraud Powers, 2007; vs. Tennessee Tech, at Georgia; vs. Alabama

Recovered two fumbles in a game... Eltoro Freeman at Georgia, 2011 (2)

Forced two fumbles in a game... Corey Lemonier at Georgia, 2011 (2)

Intercepted a pass and had a fumble recovery in a game ... Nick Fairley at Mississippi State, 2010

An Auburn Opponent

Scored 50 or more points... Georgia, 1996 (56) [4 OT]

Scored 40 or more points... Alabama, 2011 (42)

Had 350 or more yards rushing... Arkansas, 2002 (426)

Had 300 or more yards rushing... Georgia, 2011 (304)

Had 250 or more yards rushing... Georgia, 2011 (304)

Had 50 or more rushing attempts... Georgia, 2011 (56)

Had five or more rushing TDs... Utah State, 2011 (5)

Had 500 yards passing... Northwestern [Outback], 2010 (532)

Had 400 yards passing... Arkansas, 2010 (428)

Had 350 yards passing... Clemson, 2011 (386)

Had 300 yards passing... Virginia [Chick-fil-A], 2012 (312)

Had 50 or more pass attempts... Northwestern [Outback], 2010 (78)

Had 40 or more pass attempts... Virginia [Chick-fil-A], 2012 (44)

Had 30 or more pass completions... Clemson, 2011 (30)

Had 25 or more pass completions... Virginia [Chick-fil-A], 2012 (26)

Had four or more TDs passing... Georgia, 2011 (4)

Had three or more TDs passing... Georgia, 2011 (4)

Had five passes intercepted... Northwestern [Outback], 2010 (5)

Had four passes intercepted... Northwestern [Outback], 2010 (5)

Had 600 yards total offense... Clemson, 2011 (624)

Had 500 yards total offense... Georgia, 2011 (528)

Had 400 yards total offense... Virginia [Chick-fil-A], 2012 (435)

Had five or more fumbles... South Carolina, 2005 (5)

Lost four or more fumbles... Mississippi State, 2002 (4)

Had four or more turnovers... Louisiana-Monroe, 2010 (3 fum/1 int)

Returned a punt for a TD... LSU, 2005 (Skyler Green, 66)

Returned a kickoff for a TD... Chattanooga, 2010 (Brian Sutherland, 98)

Returned an interception for a TD... Alabama, 2011 (DeMarcus Milliner, 35)

Returned a fumble for a TD... Arkansas, 1997 (C.J. McLain, 52)

Returned a blocked punt for a TD... Mississippi State, 2009 (Robert Elliott, 10)

The Last Time...

Blocked an Auburn punt... Mississippi State, 2009
Blocked an Auburn field goal... Mississippi State, 2010 (Fletcher Cox)
Had a successful on-side kick... Ole Miss, 2010 (Andrew Ritter/Fon Ingram)
Held Auburn to 300 yards total offense... Alabama, 2011 (140)
Held Auburn to 200 yards total offense... Alabama, 2011 (140)
Held Auburn to 150 yards total offense... Alabama, 2011 (140)
Held Auburn below 100 yards rushing... Alabama, 2011 (178)
Held Auburn below 50 yards rushing... Georgia Tech, 2003 (40)
Held Auburn to negative yards rushing... Tennessee, 1997 (-15)
Held Auburn below 100 yards passing... Alabama, 2011 (62)
Held Auburn to 10 or less first downs... Alabama, 2011 (9)
Had 10 or more penalties... Mississippi State, 2011 (10)
Had 100 or more yards in penalties... Arkansas, 2007 (100)
Had two 100-yard rushers in a game... Georgia, 2011 (Isaiah Crowell, 132; Carlton Thomas, 127)
Had two 100-yard receivers in a game... Northwestern [Outback], 2010 (Andrew Brewer, 133; Drake Dunsmore, 120)
Had a 100-yard rusher and a 100-yard receiver... Ole Miss, 2009 (Dexter McCluster, 186 rush; Shay Hodge, 105 rec.)
Had a 100-yard rusher and two 100-yard receivers... Tulane, 2006 (Matt Forte, 117 rush; Preston Brown, 139 rec.; Damarcus Davis, 126 rec.)
Did Not Have a Turnover ... LSU, 2011
Scored a safety... Mississippi State, 2008 (Ryan Pugh holding penalty)
Scored a two-point conversion... Florida Atlantic, 2011 (Graham Wilbert to Nexon Dorvilus)
Had 35 minutes time of possession... Georgia, 2011 (40:55)

An Opposing Player

Rushed for 200 yards in a game... Trent Richardson, Alabama, 2011 (203)
Rushed for 150 yards in a game... Trent Richardson, Alabama, 2011 (203)
Rushed for 100 yards in a game... Trent Richardson, Alabama, 2011 (203)
Passed for 400 yards in a game... Mike Kafka, Northwestern [Outback], 2010 (532)
Passed for 350 yards in a game... Tajh Boyd, Clemson, 2011 (386)
Passed for 300 yards in a game... Michael Rocco, Virginia [Chick-fil-A], 2012 (312)
Attempted 70 passes in a game... Mike Kafka, Northwestern [Outback], 2010 (78)
Attempted 60 passes in a game... Mike Kafka, Northwestern [Outback], 2010 (78)
Attempted 50 passes in a game... Mike Kafka, Northwestern [Outback], 2010 (78)
Attempted 40 passes in a game... Michael Rocco, Virginia [Chick-fil-A], 2012 (41)
Completed 40 passes in a game... Mike Kafka, Northwestern [Outback], 2010 (47)
Completed 25 passes in a game... Michael Rocco, Virginia [Chick-fil-A], 2012 (26)
Threw three or more TD passes in a game... AJ McCarron, Alabama, 2011 (3)
Had 400 yards total offense... Tajh Boyd, Clemson, 2011 (416)
Had 350 yards total offense... Tajh Boyd, Clemson, 2011 (416)
Accounted for 3 or more TDs... Aaron Murray, Georgia, 2011 (4)
Threw, Ran and Caught a TD in a game... Randall Cobb, Kentucky, 2010 (2 rush, 1 pass, 1 rec.)
Caught 10 or more passes... Kelsey Pope, Samford, 2011 (13)
Caught seven or more passes... Perry Jones, Virginia [Chick-fil-A], 2012 (7)
Three or more players caught seven or more passes... Sammy Watkins (10), DeAndre Hopkins (7), Dwayne Allen (7), Clemson, 2011
Had 100 yards receiving... Kris Burd, Virginia [Chick-fil-A], 2012 (103)
Had 200 yards receiving... Charles Lee, Central Florida, 1999 (203)
Caught three or more TD passes... Chris Collins, Ole Miss, 2002 (3)
Caught two or more TD passes... Kris Burd, Virginia [Chick-fil-A], 2012 (2)
Scored three TDs... Randall Cobb, Kentucky, 2010 (3)
Had a 90-yard run... Joe Adams, Arkansas, 2011 (92 [TD])
Had an 80-yard run... Jeff Scott, Ole Miss, 2010 (83) [TD]
Had a 70-yard run... Jeff Scott, Ole Miss, 2010 (83) [TD]
Had a 60-yard run... Jeff Scott, Ole Miss, 2010 (83) [TD]
Completed an 80-yard pass... Darren Thomas to Jeff Maehl, Oregon [BCSNCG], 2011 (81)
Completed a 70-yard pass... Darren Thomas to Jeff Maehl, Oregon [BCSNCG], 2011 (81)
Completed a 60-yard pass... Tajh Boyd to Sammy Watkins, Clemson, 2011 (65)
Kicked a 50-yard field goal... Steve Lindsey, Ole Miss, 1997 (52)
Had a 70-yard punt... Blake McAdams, Mississippi State, 2007 (73)
Had a 60-yard punt... Kyle Christy, Florida, 2011 (67)
Made three or more FGs ... Colt David, LSU, 2007 (3)

Both Teams

Had a player return a interception for a touchdown... Mississippi State, 2011 [AU Demetruce McNeal 43 yds; MSU Johnathan Banks 27 yds]
Combined for 1,000 yards of total offense... Auburn (435) at Clemson (624), 2011 (1,059)