



AUBURN TIGERS

2010 NATIONAL CHAMPIONS

2010 SEASON REVIEW

BCS NATIONAL CHAMPIONS • SEC CHAMPIONS

2010 RESULTS

Date	Opponent	Score
Sept. 4	ARKANSAS STATE [FSN]	W, 52-26
Sept. 9	at Mississippi State [ESPN]	W, 17-14
Sept. 18	CLEMSON [ESPN/3D]	W, 27-24 [OT]
Sept. 25	#12/15 S. CAROLINA [ESPN/3D]	W, 35-27
Oct. 2	ULM [ESPNU]	W, 52-3
Oct. 9	at Kentucky [ESPN2]	W, 37-34
Oct. 16	#12/13/13 ARKANSAS [CBS]	W, 65-43
Oct. 23	#6/6/6 LSU [CBS]	W, 24-17
Oct. 30	at Ole Miss [ESPN2]	W, 51-31
Nov. 6	CHATTANOOGA (HC) [PPV]	W, 62-24
Nov. 13	GEORGIA [CBS]	W, 49-31
Nov. 26	at #9/11/11 Alabama [CBS]	W, 28-27
SEC CHAMPIONSHIP GAME		
Dec. 4	vs. #18/16/17 South Carolina [CBS]	W, 56-17
BCS NATIONAL CHAMPIONSHIP GAME		
Jan. 10	vs. #2/1/2 Oregon [ESPN]	W, 22-19



2010 AUBURN HEADLINES

- ▶ Auburn won its second national championship and first since 1957, finishing 14-0 and beating Oregon, 22-19, in the Tostitos BCS National Championship Game.
- ▶ Auburn won its seventh Southeastern Conference title, beating South Carolina, 56-17, in the SEC Championship Game.
- ▶ Auburn's 14 wins are the most in a season in school history. The Tigers won 13 games in 2004.
- ▶ Auburn is the only team that won seven games against teams that finished the season ranked in the Associated Press Top 25 poll.
- ▶ Auburn won a school record six games against teams that were ranked at the time of the game.
- ▶ Auburn won 10 games against teams that played in bowl games.
- ▶ Auburn trailed in nine of its 14 victories, and rallied from a double-digit deficit in four of the wins.
- ▶ Auburn won five games by three points or less, which is the most in a single season in school history.
- ▶ Auburn completed his third undefeated season in the last 18 years (1993, 2004, 2010).
- ▶ Auburn finished the season ranked fifth nationally in rushing offense (284.8) and seventh in both total offense (499.2) and scoring offense (41.2).
- ▶ Auburn set SEC single-season records for total offense (6,989) and first downs (344).
- ▶ Auburn also smashed school single-season records for points (577), points per game (41.2) and yards per game (499.2).
- ▶ Cam Newton became Auburn's third Heisman Trophy winner, second Maxwell Award winner and first Davey O'Brien Award winner.
- ▶ Newton became one of three players in NCAA FBS history to total 20 rushing and 20 passing touchdowns in a single season.
- ▶ Newton is the first player in SEC history and one of nine different FBS players ever to pass for 2,000 yards and rush for 1,000 yards in a single season.
- ▶ Newton finished second in the nation in passing efficiency with a school-record rating of 182.05.
- ▶ Newton led the SEC and ranked 15th nationally (second among quarterbacks) in rushing (105.2). He was the only player in the country with five 170-yard rushing games this season and became the first quarterback to lead the SEC in rushing since 1963.
- ▶ Newton led the nation with 51 TDs scored or passed for, which is more touchdowns than 81 of the other 119 FBS schools scored during the 2010 season.
- ▶ Michael Dyer rushed for 1,093 yards, which was fifth most nationally among freshmen, and broke Bo Jackson's Auburn freshman rushing record of 829 yards.
- ▶ Onterio McCalebb set a new school record, averaging 8.53 yards per rush, breaking a record that had stood since 1956.
- ▶ Auburn ranked ninth in the nation in rushing defense, allowing just 109.1 yards per game, and allowed only two rushes of more than 30 yards during the season.
- ▶ Auburn's defense allowed just 56 fourth-quarter points this year (4.0 ppg).
- ▶ Lombardi Award winner Nick Fairley led the SEC with in both sacks (11.5) and tackles for loss (24.0), setting school records in both categories.
- ▶ All-American Lee Ziemba set school records for starts and consecutive starts by starting in all 52 games during his career.

2010 AUBURN FOOTBALL GAME NOTES

2010 RECORDS SET

SINGLE SEASON RECORDS

TEAM

<u>New record (9)</u>	<u>Old record</u>
Points (577)	433 (2009)
Points/Game (41.2)	38.5 (1995)
*Total Yards (6,989)	5,613 (2009)
Total Plays (948)	914 (2009)
Total Offense/Game (499.2)	485.0 (1970)
Rush Yards (3,987)	3,438 (1985)
Rush TDs (41)	36 (1985)
Passing TDs (31)	25 (2009/2004)
*First Downs (344)	271 (2004)

INDIVIDUAL

<u>New record (17)</u>	<u>Old record</u>
Rushing TDs (20 - Newton)	17 (Jackson/Williams)
*Rush Yds by QB (1,473 - Newton)	1,006 (Sidle, 1963)
Yards per rush (8.53 - McCalebb)	8.44 (Lorino, 1956)
Passing TDs (30 - Newton)	22 (Todd, 2009)
Pass Eff. (182.05 - Newton)	172.89 (Campbell, 2004)
TD passes/game (2.14 - Newton)	2.0 (Sullivan, 1971)
Yards per pass (10.193 - Newton)	10.000 (Campbell, 2004)
*Total Offense (4,327 - Newton)	3,277 (Craig, 1997)
TD responsibility (51 - Newton)	26 (Sullivan, 1970)
Scoring (126 - Newton)	102 (Williams/Davis/Jackson)
Pts - Kicker (123 - Byrum)	99 (Byrum, 2009)
PATs made (72 - Byrum)	54 (Byrum, 2009)
PATs att. (73 - Byrum)	54 (Byrum, 2009)
*KO returns (46 - Washington)	28 (Davis, 2006)
*KO return ydg (1,117 - Washington)	756 (Davis, 2006)
Sacks (11.5 - Fairley)	11.0 (Walker/Greene/Ogletree)
Tackles for loss (24.0 - Fairley)	20.0 (Soloman/Walker)

* indicates also an SEC record

SINGLE GAME RECORDS

TEAM

<u>New record (4)</u>	<u>Old record</u>
Points in SEC game (65 vs. Arkansas)	63 (vs Florida, 1970)
Most rush yds SEC game (440 vs. LSU)	439 (vs. Ole Miss, 1989)
Yards per play (11.6 vs. Chattanooga)	10.3 (vs. Kansas, 1988)
Largest deficit overcome in win (24 vs. Alabama)	17 (four times)

INDIVIDUAL

<u>New record (2)</u>	<u>Old record</u>
Rush yards by QB (217 - Newton vs. LSU)	160 (Gargis vs. Georgia, 1974)
Rush TDs by Q B (4 - Newton vs. Kentucky)	4 (Gargis vs. Florida State, 1976)

LONGEST PLAY

OFFENSIVE PLAY

<u>New record (1)</u>	<u>Old record</u>
94 yd pass (Newton to Blake vs. ULM)	
93 yd pass (Todd to Zachery vs. La Tech, 2009)	

NATIONAL TITLE FOR TIGERS

Auburn won its second national championship with a 22-19 victory over Oregon in the BCS National Championship Game Jan. 10, capping a perfect 14-0 season. The last Auburn national title came in 1957. It marked the fifth consecutive year that a Southeastern Conference team has won the BCS National Championship.

SEC CHAMPS

Auburn won its seventh all-time SEC title and second SEC Championship Game with a 56-17 victory over South Carolina on Dec. 4. The Tigers last won the SEC in 2004, and also claimed titles in 1957, 1983, 1987, 1988 and 1989. Auburn's victory over Georgia on Nov. 13 clinched the SEC West title for the Tigers, who played in their fourth SEC Championship game (1997, 2000, 2004, 2010). The Tigers have now won or shared the SEC West title seven times since 1997, and won their third outright title this season (2000, 2004, 2010).

BEATING THE BEST

Auburn was the only team that won seven games against teams that finished the season ranked in the final Associated Press Top 25 poll (No. 3 Oregon, No. 8 LSU, No. 10 Alabama, No. 12 Arkansas, No. 15 Mississippi State and No. 22 South Carolina twice). Arkansas, whom Auburn beat on Oct. 16, defeated four ranked teams. No team beat more than three other teams ranked in the final AP top 25.

WINS VS. RANKED TEAMS

Auburn won six games this season against teams that were nationally ranked at the time of the game, beating then-No. 2 Oregon, No. 6 LSU, No. 9 Alabama, No. 12 Arkansas, No. 12 South Carolina and No. 19 South Carolina (SEC Championship Game). It marked the first time in history that Auburn beat six ranked teams in the same season.

AWASH IN AWARDS

Auburn had a record-setting season in terms of hardware won by individual players and coaches, including having two players win major awards in the same season for the first time in school history. Junior quarterback Cam Newton took home the biggest prize, joining Pat Sullivan (1971) and Bo Jackson (1985) as Auburn's Heisman Trophy winners, and also won the Maxwell Award, Walter Camp Player of the Year Award and the Davey O'Brien Award. Junior defensive tackle Nick Fairley joined his defensive line coach, Tracy Rocker, as Tigers to have won the Lombardi Award. Head coach Gene Chizik was named the Home Depot, Liberty Mutual, Paul "Bear" Bryant and Bobby Bowden National Coach of the Year, while offensive coordinator Gus Malzahn won the Broyles Award as the nation's top assistant coach. In addition, Newton, Fairley and senior offensive tackle Lee Ziemba were consensus All-Americans.

HEISMAN HISTORY

With Cam Newton winning Auburn's third Heisman Trophy, only four schools have won more Heismans than Auburn. Notre Dame, Ohio State and USC have won seven each, while Oklahoma has won five. Florida is the only other SEC school with as many Heismans as Auburn.

ALL-SEC HONORS

In addition to Auburn's major award winners, several Tigers were named to All-SEC teams. The Associated Press named Cam Newton, Lee Ziemba, Ryan Pugh and Nick Fairley to its All-SEC first team, Byron Isom, Antoine Carter and Josh Bynes to its second team and Zach Etheridge earned honorable mention recognition. The SEC coaches put Newton, Ziemba, Pugh and Fairley on the first team.

In addition, the AP voted Newton the SEC Offensive Player of the Year, Fairley the Defensive Player of the Year and Gene Chizik the SEC Coach of the Year. The league coaches selected Newton as the league's Offensive Player of the Year and gave Ziemba the Jacobs Blocking Trophy as the league's best blocker.

SENIORS GO OUT IN STYLE

The BCS National Championship Game marked the final game for Auburn's senior class. The group of 23 players, which is tied for the largest in school history, won their last 15 games to post a 36-16 record over the past four seasons including three bowl victories, a national championship and an SEC title.

The 2010 seniors included: OL Mike Berry, DL Mike Blanc, OL Jorrell Bostrom, WR Kodi Burns, LB Josh Bynes, K Wes Byrum, DE Antoine Carter, QB Neil Caudle, LB Wade Christopher, DL Zach Clayton, OL Bart Eddins, S Zac Etheridge, RB Mario Fannin, DE Michael Goggans, OL Byron Isom, DB Woody Parramore, OL Ryan Pugh, DB Aairon Savage, P Ryan Shoemaker, LB Craig Stevens, DB Demond Washington, WR Terrell Zachery and OL Lee Ziemba.

14 WINS IS MOST IN HISTORY

Auburn's 14-0 record set a school record for victories in a season, eclipsing the mark of 13 set by the undefeated 2004 team. It marked just the second time Auburn won more than 11 games during a season, and the 12th time Auburn reached double-digit victories in a season.

STILL STREAKING

Auburn has extended its winning streak to 15 games, which is the longest since Auburn won 15 in a row from 2003-04. The current streak is tied for the third longest winning streak in school history.

2010 AUBURN FOOTBALL GAME NOTES

CARDIAC KIDS

Auburn won seven games by single digits, including five games that were decided by just three points or less, which is the most in a single season in school history. The last time Auburn had won four games by three or fewer points in the same season was 1960, when the Tigers won three games by three points and one by two points en route to an 8-2 season.

COMEBACK KIDS

Auburn trailed in nine of its 14 victories and overcame double-digit deficits to beat Clemson, South Carolina, Georgia and Alabama. The Tigers trailed Clemson, 17-0, in the second quarter Sept. 18 before winning, 27-24, in overtime, trailed the Gamecocks, 20-7, in the second period Sept. 25 before rallying for a 35-27 victory, and trailed Georgia, 21-7, into the second quarter on Nov. 13 before coming back to win, 49-31.

Auburn staged its greatest comeback in the regular season finale against Alabama, rallying from a 24-0 second quarter deficit to win, 28-27. It marked the largest deficit overcome in a victory in school history.

This season marked the first time that Auburn had four wins in the same season while overcoming double-digit deficits. There were only two prior known occurrences when Auburn rallied from double-digit deficits twice in one season. In 1997, Auburn overcame 11-point deficits to beat both Alabama in the Iron Bowl and Clemson in the Peach Bowl. In 1972, Auburn trailed Georgia Tech by 14 and Alabama by 16 in the Punt Bama Punt game before winning both contests.

The victory over Clemson had marked the first time that Auburn overcame a deficit of at least 17 points to win since Sept. 28, 2002, when the Tigers trailed Syracuse 17-0 at Jordan-Hare Stadium before coming back to win 37-34 in three overtimes. It was just Auburn's fourth 17-point deficit overcome in a victory since 1970.

Year	Opponent	Trailed (Qtr)	Final
2010	Clemson	0-17 (2nd)	27-24 (OT)
2010	South Carolina	7-20 (2nd)	35-27
2010	Georgia	7-21 (1st)	49-31
2010	Alabama	0-24 (2nd)	28-27
1997	Alabama	6-17 (3rd)	18-17
1997	Clemson	6-17 (3rd)	21-17
1972	Georgia Tech	0-14 (2nd)	24-14
1972	Alabama	0-16 (4th)	17-16

NO QUIT UNDER CHIZIK

Under Gene Chizik, Auburn is 5-2 when trailing by 10 or more points in a game. Prior to Chizik's arrival, Auburn was 4-44 during a 14-year span from 1995-2008 when trailing by 10 or more points.

OFFENSE KEEPS ROLLING

Auburn's offense continued to shine under second-year offensive coordinator Gus Malzahn, as the Tigers finished the season ranked fifth nationally in rushing offense (284.8) and seventh in both total offense (499.2) and scoring offense (41.2). With 577 points, Auburn smashed the old school single-season record of 433 points set last year, and also obliterated last year's record of 5,613 total yards, with an SEC record 6,989 yards this season. Auburn also broke the school single-season records for points per game (38.5 - 1995) and total offense per game (485.0 - 1970) and had the fourth-best rushing yards per game average in school history (312.5 - 1985).

Auburn scored at least 50 points in six different games this season, which is the most in one season in school history. The Tigers missed adding a seventh occurrence by one point, scoring 49 vs. Georgia.

In 27 games under Malzahn, Auburn has totaled at least 500 yards of offense 12 times, including eight this season. Prior to Malzahn's arrival, Auburn hadn't had a single 500-yard game since the 2005 Georgia game - a streak of 40 games.

BY GROUND OR THROUGH THE AIR

Auburn proved to be one of the most successful teams in the nation both rushing and passing, as the Tigers ranked first in the nation in average yards per pass attempt (10.14) and third in average yards per rush attempt (6.12). No other school ranked in the top five in both categories. Overall, Auburn ranked third nationally in yards per play, averaging 7.37.

DOMINANT GROUND GAME

Auburn's running game was dominant this season, as the Tigers easily led the SEC with their average of 284.8 yards per game - 70 yards per game more than second-place Mississippi State. Auburn had three of the top 12 rushers in the SEC, led by junior quarterback Cam Newton, who averaged a league-best 105.2 yards per game on the ground. Freshman Michael Dyer was ninth in the SEC averaging 78.1 yards per game, while sophomore Onterio McCalebb (57.9 ypg) was 12th. The Tigers were so good on the ground that even removing Newton's SEC best 1,473 rushing yards, Auburn would still have had 2,514 yards rushing, which is more than anyone in the league but Mississippi State.

Auburn averaged 6.1 yards per carry, which is tied for the second-best average SEC history, trailing only LSU's average of 6.8 in 1945.

Auburn rushed for at least 300 yards eight times this season, and 10 times in the past two years. Prior to Gus Malzahn's arrival, Auburn had just four 300-yard rushing games in the previous six seasons combined (76 games).

AUBURN IN 2010 BY THE NUMBERS

CATEGORY	2010
Record	14-0
SEC	8-0
West	5-0
East	3-0
Non-Conference	6-0
Home	8-0
Away	4-0
Neutral	2-0
Day	8-0
Night (6 p.m. or later)	6-0
TV Games	13-0
CBS	5-0
ESPN	4-0
ESPN2	2-0
ESPNU	1-0
ESPN 3D	3-0
FSN	1-0
SEC Network	0-0
Scoring First	7-0
Opponent Scoring First	7-0
Leading at Half	9-0
Trailing at Half	3-0
Tied at Half	2-0
Leading after Third	11-0
Trailing after Third	2-0
Tied after Third	1-0
Overtime Games	1-0
Scoring fewer than 20 pts.	1-0
Scoring 20+ points	13-0
Scoring 30+ points	9-0
Allowing fewer than 20 pts.	5-0
Allowing 20+ points	9-0
Allowing 30+ points	4-0
Rushing for less than 100 yds.	0-0
Rushing for 100+ yds.	14-0
Rushing for 200+ yds.	12-0
Passing for 200+ yds.	9-0
Passing for 300+ yds.	2-0
Totaling less than 300 yds.	0-0
300+ yds. of total offense	14-0
400+ yds. of total offense	12-0
Allowing less than 100 yds. rushing	6-0
Allowing less than 300 yds. total off.	3-0
Allowing 300+ yds. total offense	11-0
Having 100-yd. rusher	8-0
Opp. have 100-yd. rusher	2-0
No turnovers	2-0
Fewer than 3 turnovers	14-0
3 or more turnovers	0-0
No takeaways	4-0
Fewer than 3 takeaways	11-0
3 or more takeaways	3-0
More than 30:00 of possession	8-0
Less than 30:00 of possession	6-0

2010 AUBURN FOOTBALL GAME NOTES

SEC SINGLE SEASON RUSHING LEADERS, QUARTERBACKS

	Year	Yards
1. Cam Newton (AU)	2010	1,473
2. Jimmy Sidle (AU)	1963	1,006
3. Tim Tebow (UF)	2009	910
4. Mike Fanuzzi (UK)	1974	909
5. Tim Tebow (UF)	2007	895
6. Andy Johnson (UGA)	1971	870
7. Travis Tidwell (AU)	1946	772
8. Derrick Ramsey (UK)	1976	771
9. Ray Goff (UGA)	1976	724
10. Matt Jones (ARK)	2003	707

AUBURN SINGLE SEASON RUSHING LEADERS, QUARTERBACKS

	Att	Yards
1. Cam Newton (2010)	242	1,473
2. Jimmy Sidle (1963)	185	1,006
3. Travis Tidwell (1946)	181	772
4. Phil Gargis (1974)	151	687
5. Phil Gargis (1975)	162	658
6. Phil Gargis (1976)	142	534
7. Kodi Burns (2008)	98	411
8. Jimmy Sidle (1962)	61	394
9. C. Thomas (1979)	56	326
10. Tom Bryan (1964)	78	323

AUBURN CAREER RUSHING LEADERS, QUARTERBACKS

	Att	Yards
1. Phil Gargis (1973-76)	456	1,884
2. Cam Newton (2010)	264	1,473
3. Jimmy Sidle (1962-64)	326	1,400
4. Travis Tidwell (1946-49)	440	996
5. Charles Thomas (1978-81)	215	692
6. Kodi Burns (2007-08)	208	614
7. Pat Sullivan (1969-71)	151	560
8. Randy Campbell (1981-83)	229	534
9. Dameyune Craig (1994-97)	270	499
10. Charlie Trotman (1977-79)	222	472

Note: Sidle rushed for 1703 yards in his career, but 303 were accumulated as a tailback. Burns has rushed for 794 yards in his career, but 180 were accumulated as a wide receiver.

PILING UP THE TOUCHDOWNS

Junior quarterback Cam Newton is one of just three players in NCAA FBS history to run for 20 touchdowns and throw for 20 touchdowns in a single season, joining Florida's Tim Tebow (2007) and Nevada's Colin Kaepernick (2010). Newton accounted for 51 touchdowns, which is the most of anyone in the nation. He threw for 30, rushed for 20 and caught one. Of the 119 other Football Bowl Subdivision schools, 81 of them (68.1 percent) did not score 51 touchdowns this season as a team.

Newton's 51 TDs scored and passed for is nearly double the previous Auburn record of 26 held by Pat Sullivan (1970). It also ranks second best in SEC history. He broke both the Auburn single-season rushing touchdown record and the school single-season passing touchdown record in the same game against Alabama Nov. 26.

MAKING HISTORY

On Nov. 13 against Georgia, Cam Newton became the first player in SEC history to throw for 2,000 yards and rush for 1,000 yards in a season. His achievement had previously been accomplished by just seven quarterbacks in NCAA history entering this season, including just three from BCS conference schools. Michigan's Denard Robinson also joined the club on Nov. 20. Of the eight other quarterbacks to reach the milestone, only Robinson rushed for more yards than Newton did this season. The list of quarterbacks who have achieved the 2,000/1,000 milestone follows:

QB	School	Year	Pass	Rush
Cam Newton	Auburn	2010	2,854	1,473
Denard Robinson	Michigan	2010	2,570	1,702
Colin Kaepernick	Nevada	2010	3,022	1,206
Dwight Dasher	Middle Tenn.	2009	2,789	1,154
Colin Kaepernick	Nevada	2009	2,052	1,183
Joe Webb	UAB	2009	2,299	1,427
Colin Kaepernick	Nevada	2008	2,849	1,130
Joe Webb	UAB	2008	2,367	1,021
Dan LeFevour	Central Mich.	2007	3,652	1,122
Brad Smith	Missouri	2005	2,304	1,301
Vince Young	Texas	2005	3,036	1,050
Brad Smith	Missouri	2002	2,333	1,029
Woodrow Dantzler	Clemson	2001	2,360	1,004

AIRING IT OUT

Cam Newton ranked second in the nation in passing efficiency with a rating of 182.05, finishing just behind Boise State's Kellen Moore who had a rating of 182.63. Newton was particularly effective through the air in his last six games, completing 95-of-142 passes (66.9 percent) for 1490 yards (248.3 ypg), 17 touchdowns and just two interceptions for an efficiency rating of 191.73. He finished the season with a streak of at least two TD passes in each of the last six games, after earlier this year becoming the first quarterback in school history to throw at least two touchdown passes in each of the first five games of a season. He finished with an Auburn single-season record 30 touchdown passes.

Newton, who accounted for at least four TDs in eight different games, also led the SEC and ranked ninth nationally in total offense (309.1), ranked ninth in the SEC in all-purpose yards (108.2), caught two passes for 42 yards and a touchdown and even punted once for 22 yards.

SCOOTIN' NEWTON

Cam Newton led the SEC and ranked 15th nationally (second among quarterbacks) in rushing, averaging 105.2 yards per game, and tied for third in the nation with 20 rushing touchdowns. He was the only player in the country with five games of 170+ rushing yards this season.

Newton's numbers were even better in SEC games, as he averaged 135.5 yards per game and had 15 rushing touchdowns - both league bests. He averaged more yards rushing in SEC games than five other entire SEC teams. Newton is the first player in school history to rush for three or more touchdowns in three consecutive SEC games, and the second player in school history to rush for three or more touchdowns in back-to-back games, joining Joe Cribbs (1979).

It took Newton just eight games to break the SEC's single-season rushing record by a quarterback of 1,006 yards, and he finished with 1,473 yards, which ranks third on Auburn's single-season rushing chart and 12th in SEC history.

Newton, who had 151 more yards rushing than anyone else in the SEC, became the first quarterback to lead the SEC in rushing since Auburn's Jimmy Sidle in 1963.

FIVE OF THE TOP 51 (FORMERLY 50)

Cam Newton only played one season at Auburn, but amazingly, posted five of the top 51 rushing performances in the history of a school known for its long line of stellar running backs. He had five of the top 50 until Michael Dyer rushed for 180 yards at Ole Miss, bumping Newton's fifth-best effort down one spot.

In his Auburn debut, Newton posted the second-highest rushing total ever for an Auburn quarterback, gaining 171 yards and two touchdowns against Arkansas State. He topped that against South Carolina, going for 176 yards and three scores, then went for 198 yards and four TDs at Kentucky, tying the school single-game record for rushing touchdowns by a quarterback. He added 188 yards and three TDs against Arkansas before shredding LSU for a career-high 217 yards and two more scores.

Newton is the only player in school history to rush for 170 or more yards in four consecutive Southeastern Conference games, and no one else had done it more than twice in a row. Newton is also only the second player in school history to rush for 170 or more yards five times in a single season, joining Bo Jackson who accomplished the feat in 1985.

2010 AUBURN FOOTBALL GAME NOTES

EXCELLING VS. THE SEC

Cam Newton excelled all season, but stepped up his game in SEC contests. In eight conference games (four against ranked opponents), he rushed for 1,084 yards (135.5 ypg) and 15 TDs, including 603 yards during a three-game span (Kentucky, Arkansas, LSU). The last time an Auburn player rushed for 600 total yards over three consecutive games was in 1985, when Bo Jackson tallied 658 yards against Ole Miss (240), Florida State (176) and Georgia Tech (242). Newton's 603 yards are the most rushing yards ever by an Auburn player over a three-game span in SEC action. The previous best was Jackson's 570 rushing yards in 1983 against Florida (196), Georgia (118), and Alabama (256).

Newton also completed 68.7 percent of his throws during those eight games, completing 103-of-150 throws for 1,303 yards and 12 touchdowns with just three interceptions.

FAIRLEY DOMINANT

Lombardi Award winner Nick Fairley emerged as a force at defensive tackle for Auburn, leading the SEC and setting school records in both sacks (11.5) and tackles for loss (24.0). His 24 tackles for loss were third most in the nation this season, and he had five games with at least 2.5 tackles for loss.

Fairley was named SEC Defensive Player of the Year following a season in which he was named the SEC Defensive Player or Defensive Lineman of the Week five times, making him the first Auburn defensive player ever to earn five weekly SEC awards in one season.

Fairley's 24.0 tackles for loss are the most by an Auburn player since tackles for loss began being charted in 1981. (Note: Prior to 2000, sacks and tackles for loss were kept as separate statistics. For purposes of this list, the two stats were combined as they have been since 2000):

Rank	Player	Year	TFL
1.	Nick Fairley	2010	24.0
2.	Terry Solomon	1995	20.0
	Gary Walker	1994	20.0
4.	Antonio Coleman	2007	18.5
5.	Tracy Rocker	1988	18.0

BYRUM BREAKS RECORDS

Senior Wes Byrum became Auburn's all-time leading scorer Oct. 23 against LSU, and finished with 363 career points, which ranks sixth in SEC history. Byrum, who set a school single-season record for points by a kicker last season with 99, broke the record again with 123 points this season while passing John Vaughn (2003-06) for the top spot on Auburn's career points scored list.

Byrum made six game-winning kicks during his career, including three as a senior. This season he made the winning field goal from 39 yards in overtime against Clemson, nailed a 24-

yarder as time expired to beat Kentucky and ended his career with a 19-yard field goal to win the BCS National Championship Game against Oregon.

Byrum had a field goal attempt blocked in the fourth quarter at Mississippi State, snapping a streak of nine consecutive made field goal attempts dating back to last season, and had another streak of eight straight snapped against LSU. He made 32 of his 38 field goal attempts (84.2 percent) in his final two seasons after hitting just 11-of-19 in 2008. He scored 17 points on three field goals and eight PATs vs. Arkansas Oct. 16, which was the most points by an Auburn kicker since Jaret Holmes had 17 against UAB in 1996.

DYER SETS FRESHMAN RUSHING RECORD

True freshman Michael Dyer established a new Auburn record for yards rushing by a freshman, gaining 1,093 yards to break Bo Jackson's record of 829 set in 1982. His average of 78.1 yards per game ranked fifth nationally among freshmen.

Dyer was named the offensive MVP of the BCS National Championship Game after rushing for 143 yards, including a key 37-yard run on Auburn's game-winning drive in the closing moments. He rushed for a career-high 180 yards at Ole Miss on Oct. 30, which was the third best ever by an Auburn freshman and most ever by an AU freshman against an SEC opponent.

TWO X 1,000

Auburn finished the season with two 1,000-yard rushers, as Cam Newton had 1,473 and Michael Dyer had 1,093. It marked just the second time in school history that the Tigers had two 1,000-yard rushers in the same season. The only other occurrence came in 1979, when James Brooks (1,208 yards) and Joe Cribbs (1,120) both eclipsed 1,000 yards rushing.

ADAMS' CLIMB

Junior Darvin Adams continued to climb the receiving lists in the Auburn record books, finishing the season ranked sixth in Auburn history in both receptions (115) and receiving yards (1,978). He was just 22 yards away from becoming the fifth player in school history to amass 2,000 career receiving yards. Adams set an SEC Championship Game record with 217 yards receiving against South Carolina - all in the first half - and caught two touchdown passes, including a 51-yard Hail Mary on the final play of the first half. It marked the fourth-highest single-game receiving total in school history. Adams has eight career 100-yard receiving games, which ranks third in school history.

AUBURN IN THE SEC/NCAA STATS

	TEAM	
	SEC	NCAA
Pass Efficiency (180.52).....	1st	1st
Third-Down Conversions (53.1).....	1st	3rd
Rushing Offense (284.8).....	1st	5th
Total Offense (499.2).....	1st	7th
Scoring Offense (41.2).....	1st	7th
Rushing Defense (109.1).....	1st	9th
First Downs (24.6).....	1st	10th
Tackles For Loss (7.07).....	3rd	16th
Sacks Allowed (1.64).....	3rd	44th
Kickoff Returns (23.5).....	4th	25th
Red Zone Offense (86.4).....	4th	28th
Sacks By (2.50).....	5th	24th
Turnover Margin (+0.36).....	5th	33rd
Opponent 3rd-Down Conv. (37.2).....	5th	35th
Pass Offense (214.4).....	7th	66th
Scoring Defense (24.1).....	8th	53rd
Total Defense (368.4).....	9th	60th
Time Of Possession (29:18).....	9th	73rd
Pass Def. Efficiency (133.67).....	9th	76th
Red Zone Defense (84.4).....	9th	78th
Penalties (53.2).....	10th	68th
Punt Returns (6.2).....	10th	90th
Net Punting (35.2).....	12th	82nd
Opponent First Downs (21.4).....	12th	88th
Pass Defense (259.3).....	12th	108th

INDIVIDUAL

	SEC	NCAA
C. Newton, Passing Eff. (182.05).....	1st	2nd
N. Fairley, Tackles for Loss (1.71).....	1st	3rd
C. Newton, Total Offense (309.1).....	1st	9th
N. Fairley, Sacks (.82).....	1st	12th
C. Newton, Rushing (105.2).....	1st	15th
C. Newton, Scoring (9.0).....	3rd	T14th
W. Byrum, Scoring (8.8).....	4th	18th
D. Washington, Kickoff Returns (24.3).....	5th	57th
W. Byrum, Field Goals (1.21).....	T5th	T47th
D. Adams, Receiving Yards (68.8).....	6th	50th
D. Adams, Receptions (3.71).....	8th	--
M. Dyer, Rushing (78.1).....	9th	55th
Q. Carr, Punt Returns (5.68).....	9th	61st
C. Newton, All-Purpose Yards (108.2).....	9th	72nd

2010 AUBURN FOOTBALL GAME NOTES

SEC SUCCESS

Since the 2004 season, Auburn has won 39 of its 56 Southeastern Conference games and 41 of its 58 games against SEC schools, including the 2004 and 2010 SEC Championship games. Auburn's success against conference schools dates back beyond 2004, however, as since the start of the 2000 season, the Tigers have the third best record among the 12 league schools in regular season conference games, just one game behind LSU for second. The following are the combined conference records of the 12 SEC schools from 2000-10.

	W-L	Pct.
Florida	65-23	.739
LSU	61-27	.693
Auburn	60-28	.682
Georgia	58-30	.659
Tennessee	54-34	.614
Alabama	40-37	.519
Arkansas	43-45	.489
South Carolina	42-46	.477
Ole Miss	34-54	.386
Mississippi State	24-64	.273
Kentucky	22-66	.250
Vanderbilt	13-75	.148

TIGERS SINCE 2000

Since the start of the 2000 season, Auburn has one of the best records in all of the Football Bowl Subdivision. The Tigers' record of 101-39 (.721) ranks 12th among all 120 programs. The list of the top 20 programs since 2000 in terms of winning percentage follows:

	W-L	Pct.
1. Boise State	124-18	.873
2. Oklahoma	122-26	.824
3. Texas	115-26	.816
4. Ohio State	114-26	.814
5. TCU	108-29	.788
6. USC	110-31	.781
7. LSU	110-33	.769
8. Virginia Tech	110-35	.759
9. Florida	108-35	.755
10. Georgia	104-38	.732
11. Auburn	102-39	.723
12. Oregon	99-39	.717
13. Miami (Fla.)	98-39	.715
14. Utah	96-39	.711
15. West Virginia	95-43	.688
16. Wisconsin	97-45	.683
17. Boston College	95-46	.673
18. Florida State	95-47	.669
Nebraska	94-48	.662
20. Texas Tech	93-48	.660

McCALEBB BREAKS OLD RECORD

Sophomore Onterio McCalebb finished 12th in the SEC in rushing, averaging 57.9 yards per game, and did it while averaging just 6.8 rushes per game. McCalebb averaged a whopping 8.53 yards per carry, breaking the Auburn single-season record with a minimum of 80 carries of 8.44 yards per carry by Tommy Lorino in 1956. McCalebb also had at least one rushing touchdown in five straight games prior to the Alabama game, including three straight games in which he had a TD run of at least 49 yards.

FEASTING ON SEC DEFENSES

Auburn put up amazing rushing numbers against the tough defenses of the SEC. The Tigers averaged a whopping 296.4 yards per game on the ground in eight SEC games, which led the league by 111.2 yards per game over runner-up Mississippi State (185.2). Auburn outrushed Mississippi State by 889 yards in eight conference games, and more than doubled the rushing output in SEC games of eight teams.

Auburn rushed for 440 yards against an LSU defense that ranked sixth nationally in rushing defense (83.6), marking the most yards rushing by Auburn against an SEC opponent in school history. The Tigers had 334 and 238 yards on the ground in two games against a South Carolina defense that finished the season ranked 12th nationally against the run. Auburn had 315 yards on the ground against a Georgia defense that entered the game ranked 13th nationally against the rush.

The Tigers put up more than 300 yards rushing against six straight SEC opponents, as Auburn also had 311 yards at Kentucky, 330 yards against Arkansas and 343 against Ole Miss. Auburn had never before rushed for at least 300 yards in even three straight SEC games.

THIRD DOWN SUCCESS

Auburn's offensive success this season was due in part to the Tigers' ability to convert on third downs. Auburn ranked third nationally in third-down conversions at 53.1 percent. Auburn converted on at least half of its third-down attempts in 10 of its 14 games, including nine of the last 11. In its last six games, Auburn converted an impressive 59.7 percent of its third-down conversion attempts (46-of-77).

IN THE RED ZONE

The stats may not show it, but Auburn was one of the most successful teams in the nation inside the red zone. The Tigers finished 28th nationally in the red zone, converting 57-of-66 opportunities (86.4 percent). However, four of Auburn's nine missed opportunities were instances in which the Tigers took a knee inside the opponents' red zone to run out the clock at the end of a game. Therefore, when trying to score in the red zone, the Tigers were 57-of-62,

and the resulting percentage of 91.9 percent would rank fourth nationally.

BIG PLAYS

The Tigers ran 36 plays this season that covered at least 35 yards, including 23 that resulted in touchdowns. Seven of the plays, all touchdowns, covered at least 68 yards. Last season, Auburn had 22 plays of at least 35 yards. In 2008, before Gus Malzahn's arrival, the Tigers had just nine plays that covered 35 or more yards all season.

PASSING FANCY

Auburn led the nation in passing efficiency with a rating of 180.52, thanks largely to two key factors. First, the Tigers were the only team in the country to average a touchdown pass on more than nine percent of their attempts, and were well over that mark (10.47). Second, the Tigers were the only team in the nation to average more than 10 yards per pass attempt, averaging 10.14.

Individually, Cam Newton was second in the country with a rating of 182.05, thanks largely to his nation-leading touchdown percentage of 10.71 (second was Kellen Moore of Boise State at 9.14) and his average of 10.19 yards per pass attempt, which also led the country.

EXPERIENCED O-LINE PAVES THE WAY

Auburn had one of the most experienced if not one of the best offensive lines in the country, with four senior starters who combined to make 165 career starts. Senior All-American Lee Ziemba started all 52 games at tackle since arriving as a true freshman, while All-SEC center Ryan Pugh made 46 starts since his true freshman season. Guards Mike Berry (35 starts) and Byron Isom (32 starts) rounded out the experienced group.

Auburn's offensive line was ranked as the fifth-best offensive line unit in the country by Phil Steele and Lindy's in their preseason publications.

SECOND HALF DEFENSE

Auburn's defense stepped up in the second half of games this season. The Tigers surrendered just 125 points in the second half and overtime this year (8.9 ppg), including just 56 in the fourth quarter and overtime, after giving up 212 in the first half. Auburn opponents converted on 47.9 percent (46-of-96) of third down plays in the first half, but just 25.3 percent (22-of-87) after intermission. Auburn forced turnovers on all four of South Carolina's fourth-quarter possessions Sept. 25 and three straight fourth-quarter drives by Arkansas Oct. 16. Against Alabama Nov. 26, Auburn held the Tide to just 67 yards and 0-of-8 on third downs in the second half.

2010 AUBURN FOOTBALL GAME NOTES

STOPPING THE RUN

Auburn's defense showed drastic improvement against the run in 2010. After allowing 156.1 yards per game in 2009, Auburn led the SEC and ranked ninth nationally, allowing just 109.1 yards rushing per game. In the BCS National Championship Game, Auburn held Oregon, which entered the game averaging 303.8 yards per game on the ground, to just 75 yards rushing.

One key was limiting big plays, as the Tigers allowed only two running plays of more than 30 yards all season. Auburn held 10 of its 14 opponents to 117 or fewer yards rushing, including six under 100.

BEHIND ENEMY LINES

Auburn's defense was able to get into the opposition's backfield all season, as the Tigers ranked 16th nationally in tackles for loss, averaging 7.07 per game. Individually, Nick Fairley led the league with 24.0 tackles for loss including 11.5 sacks, while Antoine Carter had 11.0 tackles for loss, Zach Clayton had 8.0 and Nosa Eguae added 7.5. Twenty-one different players recorded tackles for losses this season for Auburn, including 14 players with at least two.

BYNES LEADS LINEBACKERS

Senior Josh Bynes led Auburn in tackles for the second straight season, finishing with 73 this season after collecting 104 last year. He also added 5.5 tackles for loss, three interceptions, giving him seven for his career, five pass breakups and eight quarterback hurries. Two of his interceptions came in the fourth quarter vs. Arkansas, and both led to TDs, sealing the win. Bynes started the last 35 consecutive games at linebacker during his career.

SPECIAL TEAMS IMPROVEMENTS

In addition to Wes Byrum, a number of other players excelled on special teams. Senior Demond Washington ranked fifth in the SEC averaging 24.3 yards per kickoff return, and set an SEC single-season record for kickoff return yardage with 1,117, including a 95-yard TD at Ole Miss. He had 176 kickoff return yards at Ole Miss, which is third most in a game in school history and second most in the SEC this season. Also, sophomore Onterio McCalebb returned a kickoff 99 yards against Arkansas, and freshman Demetruce McNeal had a team-high 15 tackles on special teams.

In addition, senior Mike Blanc blocked a PAT against Arkansas State and freshman Antonio Goodwin blocked a punt against Arkansas.

THE LONG AND SHORT OF IT

Of Auburn's 88 scoring drives in regulation this season, 35 took less than two minutes off the clock, while 17 took more than four min-

utes. Twenty-eight used just four plays or fewer, while 25 others used nine plays or more. Auburn had four scoring drives of 90 yards or more this season.

Auburn held the ball for the final 7:22 of the game against Kentucky, driving 86 yards on 19 plays before Wes Byrum kicked a game-winning 24-yard field goal as time expired. The 19-play drive tied for the second longest in school history, just missing the school record of 20 plays set at West Virginia in 2008.

TWO-SEASON COMPARISON

Below is a statistical comparison of Auburn's two Gene Chizik-coached teams.

Category	2009	2010
Record	8-5	14-0
Points Scored	33.3	41.2
First Downs	20.5	24.6
Total Offense	431.8	499.2
Rushing Yards	212.0	284.8
Passing Yards	219.8	214.4
Time of Possession	28:04	29:18
3rd Down Conversion Pct.	.401	.531
Points Allowed	27.5	24.1
Yards Allowed	374.1	368.4
Rushing Yards Allowed	156.1	109.1
Passing Yards Allowed	218.0	259.3

ANOTHER BOWL VICTORY

Auburn won its fourth straight bowl game and now owns a 21-13-2 record in its 36 bowl games. The Tigers' 21 bowl victories are tied for 12th most of any school, and the Tigers' 36 bowl appearances is the 16th-best total.

The Tigers have now seven of their last eight bowl games, with all seven victories coming by four points or less, including each of the last four victories being settled by three points.

CHIZIK PERFECT IN BOWL GAMES

Head coach Gene Chizik is perfect in bowl games as a coach, owning an 8-0 record during his career. He is 2-0 as a head coach with wins against Oregon and Northwestern in last year's Outback Bowl.

As an assistant coach, Chizik was part of six coaching staffs that coached in bowl games, posting a perfect 6-0 record in those games (Texas: 2006 Rose; Auburn: 2005 Sugar, 2003 Music City, 2003 Capital One; Clemson: 1989 Gator, 1988 Citrus).

700 WINS

Auburn's win over Georgia on Nov. 13 made Auburn the 13th Football Bowl Subdivision team to reach 700 all-time victories. The Tigers, who are now 703-400-47 (.632) all-time, are the fifth SEC team to reach the 700-win milestone. Ironically, Auburn's very first win also came against Georgia - a 10-0 win in 1892 in Atlanta.

SEC STANDINGS

Eastern Division

	SEC		Overall	
	W	L	W	L
South Carolina	5	3	9	5
Florida	4	4	8	5
Georgia	3	5	6	7
Tennessee	3	5	6	7
Kentucky	2	6	6	7
Vanderbilt	1	7	2	10

Western Division

	SEC		Overall	
	W	L	W	L
Auburn	8	0	14	0
LSU	6	2	11	2
Arkansas	6	2	10	3
Alabama	5	3	10	3
Mississippi State	4	4	9	4
Ole Miss	1	7	4	8

2010 LEADERS

Statistic	Leader
Rushing Att.	264, Cam Newton
Rushing Yards	1,473, Cam Newton
Rushing TD	20*, Cam Newton
Passing Yards	2,854, Cam Newton
Completions	185, Cam Newton
Passing Att.	280, Cam Newton
Passing TD	30*, Cam Newton
Receptions	52, Darvin Adams
Receiving Yards	963, Darvin Adams
Receiving TD	8, Emory Blake
Total Offense	4,327*, Cam Newton
All-Purpose Yards	1,515, Cam Newton
Kickoff Return Avg.	24.3, Demond Washington
Punt Return Avg.	5.7, Quindarius Carr
Points Scored	126*, Cam Newton
Punting Avg.	39.2, Ryan Shoemaker
Tackles	73, Josh Bynes
Tackles for Loss	24.0, Nick Fairley
Sacks	11.5, Nick Fairley
Pass Breakups	9, Neiko Thorpe
Interceptions	3, Bynes/Etheridge/Washington

* indicates school record

2010 AUBURN FOOTBALL GAME NOTES

STARTS STREAKS

Senior Lee Ziemba set new school records for most starts and most consecutive starts, starting all 52 games since arriving at Auburn as a true freshman in 2007. He broke Will Herring's school records of 49 career starts and consecutive starts on Nov. 26 at Alabama.

One other senior had a streak that dates back to his freshman season, as Ryan Pugh made 42 straight starts. Senior Josh Bynes is next with 35 consecutive starts and senior Mike Berry made 32 straight starts.

IRON MEN

Of Auburn's 23 seniors, 13 saw time in more than 40 games during their careers. Mario Fannin led the group with 54 games played, including three in 2006 before redshirting and 51 games over the past four seasons, tying the school record for games played set by Tre Smith (2002-06). Michael Goggans and Lee Ziemba were the only players to play in all 52 games since 2007. Mike Blanc and Wes Byrum were next with 51 games played each, followed by Zac Etheridge and Craig Stevens (50), Ryan Pugh (47), Kodi Burns and Antoine Carter (46), Mike Berry (45), Josh Bynes (44) and Zach Clayton (41).

36-FOR-14

A total of 36 players played in every game this season, and in the process, all 36 set a school record for games played in a season. Because Auburn had never before played 14 games in a season, the 36 players all broke the previous record of 13 games held by numerous players.

YOUNG GUNS GET GAME ACTION

Auburn played 16 true freshmen this season. Twelve played in the season opener, which was tied for second behind Florida (15) for the most true freshmen played by any team in the country in the opener. The true freshmen who played included: DL Kenneth Carter, P Steven Clark, LB Jessel Curry, DB Chris Davis, RB Michael Dyer, WR Antonio Goodwin, LB Jake Holland, WR Shaun Kitchens, DE Corey Lemonier, DB Demetruce McNeal, K Cody Parkey, WR Trovon Reed, DE Craig Sanders, DB Ryan Smith, DL Jeffrey Whitaker and DB Ryan White.

TIGER GRADS

Auburn began the season with 11 graduates on its roster, which was second most among all FBS schools. The Tigers added two more graduates in December and played in the title game with 13 total.

The Tiger graduates include: OL Mike Berry (Public Administration), DT Mike Blanc (Public Administration), LB Josh Bynes (Human Development and Family Studies), WR Quindarius Carr (Criminology), DT Zach

Clayton (Finance), S Zac Etheridge (Public Administration), RB Mario Fannin (Public Administration), DE Michael Goggans (Public Administration), OL Byron Isom (Public Administration), S Aairon Savage (Education/Master's in Exercise Science), P Ryan Shoemaker (Exercise Science), LB Craig Stevens (Business Management) and WR Terrell Zachery (Public Administration).

Listed are the top 10 FBS programs in the nation in terms of number of players who completed their bachelor's degrees prior to the start of the 2010 season.

1. Boston College	14
2. Auburn	11
3. Tennessee	9
4. Kansas State	8
Virginia Tech	8
UCF.....	8

RECORD RATINGS

Auburn's BCS National Championship Game victory over Oregon on ESPN set a record for the highest rating ever for a cable television program. The game drew a 16.1 rating, eclipsing the previous record of 14.4 for a 2009 ESPN Monday Night Football game between New England and New Orleans. The game drew a 67.0 rating in the Birmingham market, while Portland, Ore. (37.5), had the second-highest rating.

The game also set a record for the most unique viewers ever for a college football game on ESPN3.com, with more than 619,000 tuning in. Only three 2010 World Cup matches drew more unique viewers among all sports on ESPN3.com.

CELEBRATION TIME

The Auburn football team commemorated its 2010 National Championship with a celebration in front of a crowd estimated at 78,000 fans Jan. 22 at Jordan-Hare Stadium. The 80-minute ceremony include player and coach introductions, several guest speakers, the presentation of a number of individual and team trophies and a highlight video. A reverse Tiger Walk back to the Athletics Complex concluded the event.

30+ POINTS EQUALS VICTORY

Auburn has won 66 consecutive games when scoring 30 or more points. The last time the Tigers lost when registering at least 30 points was a 56-49, four overtime loss to Georgia in 1996. In its history, Auburn is now 285-4 all-time when scoring at least 30 points.

WHEN SCORING 20+ POINTS

Since the 2000 season, Auburn is 92-11 (.893) when scoring 20 or more points in a game. Dating back to the start of the 1993 season, Auburn is 135-18-1 (.880) when scoring 20 or more points in a game.

JORDAN-HARE STADIUM

Celebrating its 71st year as home to the Auburn football team, Jordan-Hare Stadium is the nation's 10th-largest on-campus stadium, with a capacity of 87,451 fans. The Tigers, who have averaged more than 80,000 fans during each of the past 17 seasons, are 278-69-7 (.795) all-time at Jordan-Hare Stadium.

Auburn finished this season with an 8-0 record at home, marking just the second time in school history Auburn won eight home games in one season (1988). The Tigers have had 11 straight winning seasons at Jordan-Hare Stadium, posting a mark of 64-15 (.810) at home since the 2000 season. The Tigers also were undefeated at home in both 2000 and 2004, going 7-0 both years.

UNDER THE LIGHTS AT JORDAN-HARE

Auburn has been tough to beat in night games at Jordan-Hare Stadium, accumulating a record of 22-4 (.846) since the 2000 season in home games starting at 6 p.m. or later, including a 3-0 mark this year. That stretch includes a 5-1 record against nationally-ranked opponents, with wins over No. 1 Florida in 2001, No. 2 Florida in 2006, No. 7 Tennessee in 2003, No. 12 South Carolina this season and No. 14 Georgia in 2000.



GENE CHIZIK

Head Coach * Second Season

In just two seasons at Auburn, head coach Gene Chizik has won a BCS National Championship, an SEC Championship, earned four National Coach of the Year honors and AP SEC Coach of the Year accolades. He owns the second-best mark after 27 games coached in Auburn history with his 22-5 start, and currently owns a 15-game winning streak.

Chizik guided Auburn to a perfect 14-0 record, the BCS National Championship and an SEC title during the 2010 season. For his efforts, he earned Home Depot, Liberty Mutual, Paul "Bear" Bryant and Bobby Bowden National Coach of the Year awards.

Auburn achieved success in 2010 despite a rugged schedule that included 10 games against bowl-eligible teams. In fact, Auburn was the only team in the country that won seven games against teams ranked in the final Associated Press Top 25 poll.

Chizik has placed his stamp firmly on the Auburn program, including a "never say quit" attitude that saw Auburn rally from four double-digit deficits to win in 2010, including the largest comeback in school history when the Tigers turned a 24-0 deficit at Alabama into a 28-27 victory.

Chizik has also excelled in close games, as the Tigers won seven games in 2010 by single digits, including five games that were decided by just three points or less, which is the most in one season in school history. Auburn has won nine games in his two seasons in which the Tigers trailed or were tied in the fourth quarter.

Auburn players have achieved national awards under his guidance, as Cam Newton won the Heisman Trophy, Maxwell Award, Walter Camp Player of the Year Award and the Davey O'Brien Award in 2010, while Nick Fairley won the Lombardi Award. Chizik also hired offensive coordinator Gus Malzahn, who won the Broyles Award as the nation's top assistant coach in 2010.

Auburn's success in 2010 started a year earlier, after Chizik inherited a team that had finished 5-7 in 2008 and quickly began rebuilding the program. During his first season as Auburn's head coach, Chizik led the Tigers to an 8-5 record and a victory over Northwestern in the 2010 Outback Bowl on

New Year's Day. He became the first head coach in school history to lead his team to a bowl game in his first season, just the third coach in Auburn history to win his first five games as head coach and only the third SEC coach since the conference expanded in 1992 to win his first five games.

Chizik's first Auburn squad set numerous team and individual records, including team records for most points (433) and total yards (5,613) in a season - records that Auburn broke again in 2010. The Tigers had a knack for playing well in big games, winning four games against teams that played in bowl games during the 2009 season.

The momentum from the 2009 season carried over into the recruiting season, as Chizik signed his second consecutive highly-ranked class. Auburn's 2010 recruiting class was ranked No. 4 in the nation by both Rivals.com and ESPN/Scouts Inc., as the Tigers continue to build towards the future.

The program's defensive coordinator from 2002-04, Chizik was named Auburn's 26th head coach on December 13, 2008, after serving the two previous seasons as head coach at Iowa State. A 23-year coaching veteran, Chizik helped Auburn and Texas to consecutive undefeated seasons in 2004 and 2005. His three-year stint as Auburn's defensive coordinator culminated in 2004, when he helped guide the Tigers to a 13-0 season while earning the Frank Broyles Award as the nation's top assistant coach.

Chizik also served as the assistant head coach and co-defensive coordinator at Texas from 2005-06 where he helped the Longhorns to a perfect season and national championship in 2005.

During his tenure at Auburn, Chizik's 2004 defense led the nation in scoring defense (11.3 ppg) and was fifth nationally in total defense, allowing just 277.6 yards per contest. In three years at Auburn, Chizik helped the Tigers to a 30-9 mark including an 18-6 Southeastern Conference record. In 2003, Auburn's defense was fifth nationally in total defense.

In his two seasons in Austin, the Longhorns were 22-3. At one point, he was a part of 29 consecutive victories, which began in 2003 at Auburn and ended in 2006 at Texas.

THE CHIZIK FILE

Born: Dec. 28, 1961

Hometown: Clearwater, Fla.

Wife: Jonna

Children: daughters, Landry Grace and Kennedy Danielle and son, Cally

Education: B.A. from Florida (1985) and M.A. from Clemson (1991)

Playing Experience: Florida (1981)

Coaching Experience

1988-89	G.A. Coach	Clemson
1990-91	Assistant Coach	Middle Tennessee St.
1992-97	Assistant Coach	Stephen F. Austin
1998-01	Def. Coordinator	Central Florida
2002-04	Def. Coordinator	Auburn
2005-06	Asst. Head Coach/ Def. Coordinator	Texas
2007-08	Head Coach	Iowa State
2009-	Head Coach	Auburn

CHIZIK NOTABLES AT AUBURN

22-5	at Auburn
11-5	in SEC Regular Season Games
7-3	vs. SEC West Teams
5-2	vs. SEC East Teams
14-2	in Jordan-Hare Stadium
8-3	in Road/Neutral Games
2-0	in Bowl Games
7-2	vs. Top 25 Teams
15-3	vs. Unranked Teams

CHIZIK CLOSE CALLS

Auburn Wins When Tied/Trailing In Fourth Quarter/OT			
Date	Opp	4th Qtr	Final
9-19-09	West Virginia	27-30	41-30
1-1-10	vs. Northwestern	35-35	38-35 (OT)
9-10-10	Clemson	24-24	27-24 (OT)
9-25-10	South Carolina	21-27	35-27
10-9-10	Kentucky	34-34	37-34
10-16-10	Arkansas	37-43	65-43
10-23-10	LSU	17-17	24-17
11-27-10	at Alabama	21-27	28-27
1-10-11	vs. Oregon	19-19	22-19

THE CHIZIK RECORD AS A HEAD COACH

Year	School	Record	Conf.	Notes
2007	Iowa State	3-9	2-6	
2008	Iowa State	2-10	0-8	
Iowa State Totals		5-19	2-14	
2009	Auburn	8-5	3-5	Outback Bowl Champions
2010	Auburn	14-0	8-0	BCS National Champions
Auburn Totals		22-5	11-5	
HEAD COACH TOTALS		27-24	13-19	

2010 AUBURN FOOTBALL HONORS AND AWARDS

DARVIN ADAMS

- ▶ Phil Steele All-SEC Third Team
- ▶ Biletnikoff Award Watch List
- ▶ Phil Steele Midseason All-SEC Second Team
- ▶ Rivals.com Preseason All-SEC Second Team
- ▶ Phil Steele Preseason All-SEC First Team
- ▶ Coaches' Preseason All-SEC Second Team

MIKE BERRY

- ▶ Rivals.com Preseason All-SEC Second Team
- ▶ SEC Offensive Lineman of the Week (Nov. 15)

MIKE BLANC

- ▶ SEC Defensive Lineman of the Week (Sept. 27)

JOSH BYNES

- ▶ Under Armour Senior Bowl Participant
- ▶ AP All-SEC Second Team
- ▶ Phil Steele All-SEC Second Team
- ▶ Butkus Award Watch List
- ▶ Chuck Bednarik Award Watch List
- ▶ Phil Steele Midseason All-SEC Second Team
- ▶ SEC Defensive Player of the Week (Sept. 20)
- ▶ Rivals.com Preseason All-SEC Second Team
- ▶ *Sporting News* Preseason All-SEC First Team
- ▶ *Lindy's* Preseason All-SEC First Team
- ▶ *Blue Ribbon* Preseason All-SEC First Team
- ▶ Coaches' Preseason All-SEC First Team

WES BYRUM

- ▶ East-West Shrine Game Participant
- ▶ Phil Steele All-SEC Fourth Team
- ▶ SEC Special Teams Player of the Week (Oct. 11)
- ▶ Lou Groza Award Watch List
- ▶ Rivals.com Preseason All-SEC Second Team
- ▶ *Sporting News* Preseason All-SEC First Team

ANTOINE CARTER

- ▶ AP All-SEC Second Team
- ▶ Phil Steele All-SEC Second Team
- ▶ Phil Steele Midseason All-SEC First Team

GENE CHIZIK

- ▶ Home Depot National Coach of the Year
- ▶ Liberty Mutual National Coach of the Year
- ▶ Paul "Bear" Bryant National Coach of the Year
- ▶ Bobby Bowden National Coach of the Year
- ▶ AFCA Region 2 Coach of the Year
- ▶ AP SEC Coach of the Year
- ▶ ESPN.com SEC Coach of the Year
- ▶ Eddie Robinson Award Finalist

ZACH CLAYTON

- ▶ Eastham Energy College All-Star Game
- ▶ SEC Community Service Team

MICHAEL DYER

- ▶ BCS National Championship Game Offensive MVP
- ▶ CollegeFootballNews.com Second Team Freshman All-American
- ▶ SEC All-Freshman Team
- ▶ SEC Freshman of the Week (Nov. 1)

ZAC ETHERIDGE

- ▶ Under Armour Senior Bowl Participant
- ▶ AP All-SEC Honorable Mention
- ▶ Phil Steele Midseason All-SEC Third Team

NICK FAIRLEY

- ▶ Rotary Lombardi Award Winner
- ▶ Walter Camp First-Team All-American
- ▶ FWAA First-Team All-American
- ▶ AP First-Team All-American
- ▶ Sporting News First-Team All-American
- ▶ SportsIllustrated.com First-Team All-American
- ▶ CBSSports.com First-Team All-American
- ▶ Scout.com First-Team All-American
- ▶ Rivals.com First-Team All-American
- ▶ AP SEC Defensive Player of the Year
- ▶ ESPN.com SEC Defensive Player of the Year
- ▶ Coaches All-SEC First Team
- ▶ AP All-SEC First Team
- ▶ ESPN.com All-SEC First Team
- ▶ Phil Steele All-SEC First Team
- ▶ BCS National Championship Game Defensive MVP
- ▶ Bronko Nagurski Trophy Finalist
- ▶ Chuck Bednarik Award Finalist
- ▶ SI.com Midseason All-America First Team
- ▶ CBSSports.com Midseason All-America First Team
- ▶ Phil Steele Midseason All-America First Team
- ▶ College Football News Midseason All-America Second Team
- ▶ Phil Steele Midseason All-SEC First Team
- ▶ SEC Defensive Player of the Week (Sept. 13)
- ▶ SEC Defensive Lineman of the Week (Oct. 4)
- ▶ SEC Defensive Lineman of the Week (Oct. 18)
- ▶ SEC Defensive Lineman of the Week (Oct. 25)
- ▶ SEC Defensive Lineman of the Week (Nov. 29)

MARIO FANNIN

- ▶ Doak Walker Award Watch List
- ▶ Rivals.com Preseason All-SEC Second Team

BYRON ISOM

- ▶ AP All-SEC Second Team
- ▶ Phil Steele All-SEC First Team
- ▶ Phil Steele Midseason All-SEC First Team

COREY LEMONIER

- ▶ SEC All-Freshman Team

GUS MALZAHN

- ▶ Broyles Award Winner
- ▶ Rivals.com National Coordinator of the Week (Oct. 24)

2010 AUBURN FOOTBALL HONORS AND AWARDS

CAM NEWTON

- ▶ Heisman Trophy Winner
- ▶ Walter Camp Player of the Year Award
- ▶ Maxwell Award Winner
- ▶ Davey O'Brien Award Winner
- ▶ Manning Award Winner
- ▶ Associated Press Player of the Year
- ▶ Sporting News National Player of the Year
- ▶ Scout.com National Offensive Player of the Year
- ▶ Rivals.com National Player of the Year
- ▶ AFCA First-Team All-American
- ▶ Walter Camp First-Team All-American
- ▶ AP First-Team All-American
- ▶ Sporting News First-Team All-American
- ▶ SportsIllustrated.com First-Team All-American
- ▶ CBSSports.com First-Team All-American
- ▶ Scout.com First-Team All-American
- ▶ Rivals.com First-Team All-American
- ▶ SEC Championship Game MVP
- ▶ SEC Offensive Player of the Year
- ▶ AP SEC Offensive Player of the Year
- ▶ ESPN.com SEC Offensive Player of the Year
- ▶ Coaches All-SEC First Team
- ▶ AP All-SEC First Team
- ▶ ESPN.com All-SEC First Team
- ▶ Phil Steele All-SEC First Team
- ▶ Phil Steele Midseason All-America First Team
- ▶ SI.com Midseason All-America Second Team
- ▶ CBSSports.com Midseason All-America First Team
- ▶ College Football News Midseason All-America Second Team
- ▶ Phil Steele Midseason All-SEC First Team
- ▶ Walter Camp Foundation National Offensive Player of the Week (Oct. 17)
- ▶ Davey O'Brien National Quarterback of the Week (Sept. 27)
- ▶ Davey O'Brien National Quarterback of the Week (Oct. 18)
- ▶ Paul Hornung's Most Versatile Performances of the Week (Dec. 6)
- ▶ Rivals.com National Player of the Week (Sept. 26)
- ▶ Rivals.com National Player of the Week (Oct. 17)
- ▶ Rivals.com National Player of the Week (Oct. 24)
- ▶ Rivals.com National Player of the Week (Nov. 15)
- ▶ Rivals.com National Player of the Week (Dec. 6)
- ▶ SEC Offensive Player of the Week (Sept. 6)
- ▶ SEC Offensive Player of the Week (Sept. 27)
- ▶ SEC Offensive Player of the Week (Oct. 18)
- ▶ SEC Offensive Player of the Week (Oct. 25)
- ▶ SEC Offensive Player of the Week (Nov. 15)
- ▶ SEC Offensive Player of the Week (Nov. 29)
- ▶ Rivals.com SEC Player of the Week (Sept. 26)
- ▶ Rivals.com SEC Player of the Week (Oct. 17)
- ▶ Rivals.com SEC Player of the Week (Oct. 24)
- ▶ Rivals.com SEC Player of the Week (Nov. 15)
- ▶ Rivals.com SEC Player of the Week (Nov. 29)
- ▶ Rivals.com SEC Player of the Week (Dec. 6)

RYAN PUGH

- ▶ AP Third-Team All-American
- ▶ SportsIllustrated.com Honorable Mention All-American
- ▶ Coaches All-SEC First Team
- ▶ AP All-SEC First Team
- ▶ ESPN.com All-SEC First Team
- ▶ Phil Steele All-SEC First Team

- ▶ ESPN Academic All-District IV First Team
- ▶ Eastham Energy College All-Star Game
- ▶ Rimington Trophy Finalist
- ▶ Rotary Lombardi Award Watch List
- ▶ Lowe's Senior CLASS Award Finalist
- ▶ SI.com Midseason All-America Second Team
- ▶ Phil Steele Midseason All-America Third Team
- ▶ Phil Steele Midseason All-SEC First Team
- ▶ Coaches' Preseason All-SEC Second Team

CRAIG STEVENS

- ▶ Eastham Energy College All-Star Game
- ▶ Butkus Award Watch List
- ▶ Bronko Nagurski Trophy Watch List
- ▶ Phil Steele Preseason All-SEC First Team
- ▶ Coaches' Preseason All-SEC Second Team

NEIKO THORPE

- ▶ Rivals.com Preseason All-SEC Second Team
- ▶ Coaches' Preseason All-SEC Second Team

DEMOND WASHINGTON

- ▶ Paul Hornung Award Watch List
- ▶ Paul Hornung's Most Versatile Performances of the Week (Nov. 1)
- ▶ SEC Special Teams Player of the Week (Nov. 1)

LEE ZIEMBA

- ▶ AFCA First-Team All-American
- ▶ Walter Camp First-Team All-American
- ▶ FWAA First-Team All-American
- ▶ Scout.com First-Team All-American
- ▶ SportsIllustrated.com First-Team All-American
- ▶ AP Second-Team All-American
- ▶ CBSSports.com Second-Team All-American
- ▶ Rivals.com Second-Team All-American
- ▶ Jacobs Blocking Trophy (SEC Blocker of the Year)
- ▶ Coaches All-SEC First Team
- ▶ AP All-SEC First Team
- ▶ ESPN.com All-SEC First Team
- ▶ Phil Steele All-SEC First Team
- ▶ Under Armour Senior Bowl Participant
- ▶ Rotary Lombardi Award Watch List
- ▶ Outland Trophy Watch List
- ▶ College Football News Midseason All-America First Team
- ▶ Phil Steele Midseason All-America First Team
- ▶ Phil Steele Midseason All-SEC First Team
- ▶ Phil Steele Preseason Fourth-Team All-America
- ▶ Phil Steele Preseason All-SEC First Team
- ▶ *Sporting News* Preseason All-SEC First Team
- ▶ Rivals.com Preseason All-SEC First Team
- ▶ *Lindy's* Preseason All-SEC First Team
- ▶ *Athlon Sports* Preseason All-SEC First Team
- ▶ *Blue Ribbon* Preseason All-SEC First Team
- ▶ Coaches' Preseason All-SEC First Team

2010 AUBURN FOOTBALL GAME RECAPS

GAME
1

ARKANSAS STATE
#22 AUBURN

26
52

September 4, 2010 • Fox Sports Net
Jordan-Hare Stadium (83,441) • Auburn, Ala.

Cam Newton accounted for five touchdowns and 357 yards of total offense, rushing for a school-record 171 yards on 15 carries as a quarterback, as Auburn defeated Arkansas State, 52-26, to open up the 2010 football season. Newton, playing in his first game at Auburn, rushed for three touchdowns and threw for two others as Auburn racked up 608 yards of total offense on the night.

Arkansas State struck first, but Auburn scored on three of its next four possessions to take a 21-6 lead. Kodi Burns got it started with a 3-yard run with 3:27 left in the first quarter. Mario Fannin followed with a 36-yard reception from Cam Newton less than three minutes later. Newton then picked up his first rushing touchdown on a 2-yard run with 9:43 left in the half.

The teams traded blows to wrap up the half. After an ASU touchdown Auburn's Quindarius Carr responded 47 seconds later with a 48 yard catch from Newton to put the lead back at 28-13.

Following an ASU field goal, Newton closed out the half by tearing off on a 71-yard run, picking up his second rushing touchdown of the game.

Auburn took a 35-16 lead into the half as Newton rushed for two scores and threw another in the first half alone, taking less than two minutes and using only 16 total plays on all five scoring drives combined.

ASU struck first again in the second half, but Fannin caught his second touchdown pass of the game with 8:07 left in the third quarter. The Tigers extended the lead as time expired in the quarter with Wes Byrum connecting on his first field goal of the season, a 24-yard attempt.

Freshman Michael Dyer scored his first career touchdown with 9:11 left in the game, coming in on a 2-yard run to make the score 52-23. He finished the night with 95 yards rushing. The Red Wolves would score once more on the team's final possession to finish the game with the 52-26 Auburn win.

Newton threw for 186 yards on the night, completing nine of 14 passes and tossing three touchdowns passes.

Carr led Auburn's receiving with 87 yards on two catches. Fannin finished with 65 yards receiving while Darvin Adams added 58.

Newton led the Tigers in rushing with 171 yards, followed by Dyer with 95 and Onterio McCalebb with 76.

Newton also led in all-purpose yards with 171. Carr finished with 134, including 47 return yards, while Demond Washington added 126 yards on kick returns.

Byrum, Auburn's senior kicker, scored 10 points in the win with a field goal and seven extra points.

Daren Bates led the Auburn defense with 10 tackles. Senior Aairon Savage, who missed the last two seasons with injuries, added seven. Washington, Eltoro Freeman and Josh Bynes added six tackles each while Antoine Carter led the team with 2.5 sacks.

In all, Auburn had 10 tackles for loss and four sacks in the game.

GAME
2

#21 AUBURN
MISSISSIPPI STATE

17
14

September 9, 2010 • ESPN
Davis Wade Stadium (54,806) • Starkville, Miss.

Cam Newton, Nick Fairley and a strong Tiger defense led No. 21 Auburn to a 17-14 victory over Mississippi State in the SEC opener for both teams at Davis Wade Stadium at Scott Field on Sept. 9. It is AU's 17th SEC-opening win in 18 tries.

Newton threw for 136 yards and two touchdowns and rushed for 70 yards while defensive lineman Fairley had an interception, fumble recovery and three sacks. The Tigers defense limited Mississippi State to only 246 total yards.

Auburn took the opening kickoff and grabbed a quick 7-0 lead only 3:38 into the game on a 39-yard Newton touchdown pass on a screen to Emory Blake, marking his first touchdown reception of his career. On the 8-play, 68-yard drive, Newton converted a huge 4th and 1 from the State 46.

After the Tigers sacked the Bulldogs three straight times on a three and out, two by Nick Fairley and the other by Mike Blanc, Quindarius Carr fumbled the ensuing punt and Mississippi State recovered it at the Auburn 20 yard line.

State tied it up three plays later from the Tigers' 2 as quarterback Chris Reif fumbled the ball into the end zone and State offensive lineman Gabe Jackson recovered it with 2:30 remaining in the opening quarter.

Fairley intercepted State quarterback Tyler Russell's pass at midfield, setting up Auburn's eight-play touchdown drive to give the Tigers a 14-7 lead with 8:37 left in the half. On 3rd and goal from the State 12, Newton threw his second touchdown pass of the game, this time to Darvin Adams.

Fairley continued his outstanding performance with a fumble recovery at the State 44 on the Bulldogs' next possession. It led to a 34-yard Wes Byrum field goal for the final scoring of the first half that stretched Auburn's lead to 17-7 with 4:29 remaining.

Mississippi State took the opening kickoff of the second half and closed to within 17-14 on a 1-yard touchdown run on third down by Vick Ballard with 8:55 left in the third quarter. The Bulldogs used 12 plays to drive 63 yards.

The Bulldogs then recovered an onside kick at their own 44. Auburn held Mississippi State to a three and out to finally gain its first second half possession with 8:28 to go in the third at its own 12 yard line.

Mississippi State blocked Byrum's 37-yard field goal attempt with 2:19 to play. The Bulldogs took over at their own 20 yard line and converted a fourth and 4 from their own 26 to the MSU 48 with 90 seconds remaining. On second down, Fairley

recorded his third sack of the game to leave the Bulldogs with a 3rd and 15 from their own 45 as they called their final time out.

A pass interference penalty by Neiko Thorpe resulted in a Mississippi State first down at the Auburn 41 with 45 seconds left. Two plays later, Thorpe broke up a 2nd down Relf to Leon Berry pass inside the Auburn 20 with 34 seconds to go. The Tigers held MSU on an incomplete 4th and 10 pass with 22 seconds remaining to clinch their 22nd win in the last 29 games against the Bulldogs.

Onterio McCalebb rushed for 68 yards on 12 carries while Mike Dyer had nine rushes for 48 yards.

Eltoro Freeman recorded a team-high nine tackles, while Zac Etheridge, Aairon Savage and Josh Bynes had six each.

SCORING SUMMARY				
Auburn7	10	0	0 — 17
Mississippi State7	0	7	0 — 14
AU - Blake 39 yd pass from Newton (Byrum kick), 11:22, 1st				
MSU - Jackson 0 yd fumble recovery (Brauchle kick), 2:30, 1st				
AU - Adams 12 yd pass from Newton (Byrum kick), 8:37, 2nd				
AU - Byrum 34 yd field goal, 4:29, 2nd				
MSU - Ballard 1 yd run (Brauchle kick), 8:55, 3rd				
TEAM STATISTICS				
	AU	MSU		
First Downs	21	16		
Rushes-Yards	46-190	33-117		
Passing Yards	158	129		
Comp-Att-Int	12-21-1	16-35-1		
Total Plays-Yards	67-348	68-246		
Punts-Avg.	4-39.2	7-41.6		
Fumbles/Lost	2/1	2/1		
Penalties-Yards	4-35	2-25		
3rd Down Conv.	6-of-14	5-of-15		
Time of Possession	31:48	28:12		
INDIVIDUAL STATISTICS				
RUSHING: (AU) - Newton 18-70; McCalebb 12-68; Dyer 9-48; Fannin 5-6; Smith 1-0; TEAM 1-minus 2. (MSU) - Bumphis 3-27; Relf 14-26; Hanrahan 3-21; Elliott 4-14; Ballard 5-13 (TD); Perkins 3-10; Hemphill 1-6; Jackson 0-0.				
PASSING: (AU) - Newton 11-19-1-136 (2TD); Burns 1-2-0-22. (MSU) - Relf 12-25-0-110; Russell 4-9-1-19; Langston 0-1-0-0.				
RECEIVING: (AU) - Zachery 4-32; Adams 3-38; Blake 2-39; Newton 1-22; Fannin 1-14; Smith 1-13. (MSU) - Bumphis 5-34; Clark 2-28; Smith 2-21; Heavens 2-6; Ballard 1-22; Green 1-11; Hanrahan 1-4; Elliott 1-3; Henderson 1-0.				

SCORING SUMMARY				
Arkansas State6	10	7	3 — 26
Auburn14	21	10	7 — 52
ASU - Frampton 10 yd pass from Aplin (Davis kick blocked), 5:18, 1st				
AU - Burns 3 yd run (Byrum kick), 3:27, 1st				
AU - Fannin 36 yd pass from Newton (Byrum kick), 1:00, 1st				
AU - Newton 2 yd run (Byrum kick), 9:43, 2nd				
ASU - Robertson 13 yd run (Davis kick), 6:46, 2nd				
AU - Carr 48 yd pass from Newton (Byrum kick), 5:59, 2nd				
ASU - Davis 26 yd field goal, 3:04, 2nd				
AU - Newton 71 yd run (Byrum kick), 2:19, 2nd				
ASU - Lawson 8 yd run (Davis kick), 13:16, 3rd				
AU - Fannin 38 yd pass from Newton (Byrum kick), 8:07, 3rd				
AU - Byrum 24 yd field goal, 0:00, 3rd				
AU - Dyer 2 yd run (Byrum kick), 9:11, 4th				
ASU - Davis 41 yd field goal, 4:16, 4th				
TEAM STATISTICS				
	ASU	AU		
First Downs	22	23		
Rushes-Yards	35-43	49-367		
Passing Yards	323	241		
Comp-Att-Int	33-49-0	11-16-0		
Total Plays-Yards	84-366	65-608		
Punts-Avg.	8-38.6	4-39.2		
Fumbles/Lost	1/0	2/2		
Penalties-Yards	5-28	7-60		
3rd Down Conv.	5-of-18	5-of-10		
Time of Possession	34:23	25:37		
INDIVIDUAL STATISTICS				
RUSHING: (ASU) - Lawson 16-45 (TD); Robertson 7-20 (TD); Aplin 12-minus 22. (AU) - Newton 15-171 (2TD); Dyer 14-95 (TD); McCalebb 9-76; Hooper 5-15; Fannin 3-14; Burns 2-2 (TD); Zachery 1-minus 6.				
PASSING: (ASU) - Aplin 28-42-0-278 (TD); Butterfield, 5-7-0-45. (AU) - Newton 9-14-0-186 (3TD); Caudle 1-1-0-42; Trotter 1-1-0-13.				
RECEIVING: (ASU) - Frampton 8-74 (TD); Stockerm 6-58; Muse 4-80; Henderson 4-22; Robinson 3-24; McCants 2-20; Smith 2-19; Lawson 2-17; Murry 2-9. (AU) - Fannin 4-65 (2TD); Carr 2-87 (TD); Adams 2-58; Winter 1-13; Zachery 1-9; Dyer 1-9.				

2010 AUBURN FOOTBALL GAME RECAPS

GAME
3

CLEMSON
#16 **AUBURN**

24
27 OT

September 18, 2010 • ESPN / ESPN 3D
Jordan-Hare Stadium (87,451) • Auburn, Ala.

Wes Byrum's 39-yard field goal in the first overtime period propelled No. 16 Auburn to a thrilling 27-24 win over Clemson in front of a sold-out Jordan-Hare Stadium on Sept. 18. Auburn trailed 17-3 at halftime but used a 21-point third quarter to take a lead before winning in the first overtime period. Clemson's Chandler Catanzaro had a chance to send the game to a second overtime period but missed a 32-yard field goal into the Auburn student section end of the stadium.

Darvin Adams finished the game with 118 yards on five catches with a touchdown, including an eight-yard touchdown pass in the third quarter that tied the game at 17-17.

Onterio McCalebb led Auburn on the ground with 81 yards and a touchdown on 10 rushes and teammate Michael Dyer had 69 yards on 16 rushes.

Cam Newton was 7-for-14 for 203 yards and two touchdowns and added 68 yards on the 17 rushes.

Auburn, which last overcame a 17-0 deficit in 2002, went up 24-17 lead as Newton and Adams hooked up for four completions that covered 95 yards and directly led to two touchdowns, with Adams catching one and McCalebb running one in.

McCalebb's 12-yard touchdown run capped a six-play, 61-yard drive for Auburn to start the comeback, bringing Auburn to within a touchdown, 17-10, midway through the third quarter. The big play on the drive was Newton's 34-yard pass to Adams on a third and one play that brought the ball to the Clemson 18 yard line.

Auburn's next series saw Adams score his second touchdown of the season as he tapped the tip of his shoe down in bounds to finish off an eight-play drive that started at the Auburn 28 yard line and took just 2:44 off the clock.

The next time Auburn touched the ball it needed just 38 seconds to score as Newton's first pass completion to someone other than Adams gave Auburn its first lead of the day, 24-17. Following a five-yard run by McCalebb, Newton found Zachery down the sideline for a 78-yard touchdown, Auburn's third straight series that ended with a touchdown.

Clemson answered the Zachary score with an eight-play march down the field to tie the game at 24-24 with 12:36 left in regulation. The drive covered 77 yards and took just 3:27 off the clock.

SCORING SUMMARY				
Clemson7	10	0	7 0 — 24
Auburn0	3	21	0 3 — 27
CU - Harper 8 yd pass from Parker (Catanzaro kick), 8:59, 1st				
CU - Catanzaro 42 yd field goal, 8:19, 2nd				
CU - Harper 24 yd pass from Parker (Catanzaro kick), 1:14, 2nd				
AU - Byrum 35 yd field goal, 0:00, 2nd				
AU - McCalebb 12 yd run (Byrum kick), 8:24, 3rd				
AU - Adams 8 yd pass from Newton (Byrum kick), 3:41, 3rd				
AU - Zachery 78 yd pass from Newton (Byrum kick), 1:03, 3rd				
CU - Ellington 2 yd run (Catanzaro kick), 12:36, 4th				
AU - Byrum 39 yd field goal, OT				
TEAM STATISTICS				
	CU		AU	
First Downs	27		17	
Rushes-Yards	47-187		47-221	
Passing Yards	220		203	
Comp-Att-Int	20-34-0		7-14-2	
Total Plays-Yards	81-407		61-424	
Punts-Avg.	7-41.3		6-40.2	
Fumbles/Lost	1/0		0/0	
Penalties-Yards	5-50		10-97	
3rd Down Conv.	5-of-15		5-of-13	
Time of Possession	34:20		25:40	
INDIVIDUAL STATISTICS				
RUSHING: (CU) - Ellington 22-140; Harper 19-44; Brown 1-6; Mcneal 1-minus 1; Parker 4-minus 2. (AU) - McCalebb 10-81 (TD); Dyer 16-69; Newton 17-68; Reed 2-8; Zachery 2-minus 5.				
PASSING: (CU) - Parker 20-34-0-220 (2TD). (AU) - Newton 7-14-2-203 (2TD).				
RECEIVING: (CU) - Allen 5-66; Ellington 4-48; Jones 4-19; Harper 3-48 (2TD); Dye 2-27; Mcneal 1-8; J. Brown 1-4. (AU) - Adams 5-118 (TD); Zachery 1-78 (TD); Smith 1-7.				

Clemson went 76 yards in 12 plays on its first possession to take a 7-0 lead when Kyle Parker tossed an eight-yard touchdown pass to running back Jaime Harper.

Clemson increased that lead to 10-0 with an 11-play, 53-yard drive that ended with a 42-yard Cantanzaro field goal with 8:19 left in the first half. Two drives Clemson drives later it was 17-0 as Parker hit Harper for a 24-yard touchdown pass with 1:14 left in the half.

Auburn managed to avoid the halftime shutout when Byrum kicked a 35-yard field goal to close out the first half.

Defensively, Josh Bynes led Auburn with 11 tackles, two for loss, and a pass breakup. Nick Fairley and Zac Etheridge added seven tackles each. Fairley also had three tackles for loss and a sack.

GAME
4

#12 **SOUTH CAROLINA**
#17 **AUBURN**

27
35

September 25, 2010 • ESPN / ESPN 3D
Jordan-Hare Stadium (87,237) • Auburn, Ala.

The Auburn defense created four turnovers and Auburn quarterback Cam Newton accounted for all five touchdowns as No. 17 Auburn claimed a 35-27 victory over No. 12 South Carolina on Sept. 25 in Jordan-Hare Stadium. Newton rushed 25 times for 176 yards and three touchdowns as Auburn improved to 4-0, 2-0 SEC.

Josh Bynes forced one fumble and had a key interception of backup South Carolina quarterback Connor Shaw as Auburn picked Shaw twice, both in the final quarter, and forced South Carolina starting quarterback Stephen Garcia into a pair of costly fourth-quarter fumbles.

Newton had rushing touchdowns of 54 yards, three yards and four yards and also threw two fourth-quarter touchdowns. The first was to Philip Lutzenkirchen, a seven-yard pass that put Auburn ahead, 28-27. The second went to Emory Blake, a 12-yard pass that capped a nine-play, 53-yard drive, putting Auburn up by eight, 35-27, with 6:23 left.

Freshman tailback Michael Dyer gained 100 yards on 23 carries, with 67 of those yards coming in the second half, as Auburn rushed for 334 total yards to just 79 for South Carolina. The milestone marked Dyer's first 100-yard rushing game of his Auburn career.

Newton was 16-for-21 in the air for 158 yards, hitting six different receivers on the night. Terrell Zachery (49 yards) and Darvin Adams (45 yards) each had four catches while Blake (33 yards) and Lutzenkirchen (22 yards) had three apiece.

Newton's 54-yard touchdown run on Auburn's first possession gave the Tigers a quick 7-0 lead. Newton rushed twice on the drive, gaining 59 of the 80 yards covered on the drive, and also completed a pair of passes, one to Adams for 15 yards and one to Fannin for three.

South Carolina answered with three straight touchdowns as Garcia hit Alshon Jeffery for a pair of scores, a 30-yard touchdown with 5:32 remaining in the first quarter and a six-yard score with 6:16 left in the half. Those scores sandwiched a Marcus Lattimore one-yard touchdown run as South Carolina led 20-7. Jeffery finished with eight catches for 192 yards.

Newton's three-yard TD run with just 46 seconds left in the half drew Auburn

SCORING SUMMARY

South Carolina14	6	7	0 — 27
Auburn7	7	7	14 — 35

AU - Newton 54 yd run (Byrum kick), 8:50, 1st
 SC - Jeffery 30 yd pass from Garcia (Lanning kick), 5:32, 1st
 SC - Lattimore 1 yd run (Lanning kick), 1:04, 1st
 SC - Jeffery 6 yd pass from Garcia (Lanning kick failed), 6:16, 2nd
 AU - Newton 3 yd run (Byrum kick), 0:46, 2nd
 AU - Newton 4 yd run (Byrum kick), 6:14, 3rd
 SC - Gurley 3 yd pass from Garcia (Lanning kick), 4:45, 3rd
 AU - Lutzenkirchen 7 yd pass from Newton (Byrum kick), 13:35, 4th
 AU - Blake 12 yd pass from Newton (Byrum kick), 6:23, 4th

TEAM STATISTICS

	SC	AU
First Downs	20	29
Rushes-Yards	28-79	57-334
Passing Yards	305	158
Comp-Att-Int	19-29-2	16-21-0
Total Plays-Yards	57-384	78-492
Punts-Avg.	3-48.0	2-34.0
Fumbles/Lost	2/2	3/2
Penalties-Yards	5-37	6-41
3rd Down Conv.	4-of-8	7-of-12
Time of Possession	28:52	31:08

INDIVIDUAL STATISTICS

RUSHING: (SC) - Lattimore 14-33 (TD); Garcia 10-21; Maddox 2-13; Shaw 2-12. (AU) - Newton 25-176 (3TD); Dyer 23-100; McCalebb 7-55; Fannin 1-5; TEAM 1-minus 2.

PASSING: (SC) - Garcia 15-21-0-235 (3TD); Shaw 4-8-2-70. (AU) - Newton 16-21-0-158 (2TD).

RECEIVING: (SC) - Jeffery 8-192 (2TD); Gurley 4-36 (TD); Lattimore 3-28; Maddox 2-27; Sanders 1-11; DiMarco 1-11. (AU) - Zachery 4-49; Adams 4-45; Blake 3-33 (TD); Lutzenkirchen 3-22 (TD); Smith 1-6; Fannin 1-3

to within six, 20-14, and then the Tigers took the lead at 21-20 on their second drive of the second half, going 80 yards on 11 plays in 3:46.

South Carolina reclaimed the lead when Garcia, who finished the night 15-for-21 for 235 yards with three touchdowns, hit Tori Gurley with a three-yard touchdown pass to put South Carolina up 27-21.

Auburn's defense held Lattimore to just 33 yards rushing on 14 carries.

Zac Etheridge and Mike Blanc each had six total tackles while Bynes had six, including a half-sack and a forced fumble along with his interception, while Daren Bates had five along with a forced fumble.

In all, seven different Tigers accounted for at least one tackle for loss with Auburn also tallying three quarterback sacks.

The four turnovers forced were a season-high for AU.

2010 AUBURN FOOTBALL GAME RECAPS

GAME
5

ULM
#10 AUBURN

3
52

October 2, 2010 • ESPN2

Jordan-Hare Stadium (80,759) • Auburn, Ala.

Cam Newton connected with Emory Blake on a school-record 94-yard pass on his first throw of the game Oct. 2, helping No. 10 Auburn to a 52-3 win over the University of Louisiana at Monroe. Newton completed 14 of 19 passes against the Warhawks for 245 yards and three touchdowns in the win.

The win marked Auburn's second 50-point game of the season and its second 500-yard game of the season. The Tigers' defensive line also had a big game, limiting ULM to just 38 yards rushing marking a season-low for Auburn opponents and the third sub 100-yard game for an opponent this season.

Auburn opened the game by scoring 14 points on four plays within the first five minutes of the game. Oterio McCalebb scored Auburn's first touchdown, breaking away on a 50-yard run down the right side of the field.

ULM was forced to punt on its opening possession and pinned the Tigers at their own 3-yard line. A short run by Kodi Burns set up the 94-yard pass from Newton to Blake, breaking the Auburn record for longest play from scrimmage. Wes Byrum's kick put the Tigers up 14-0 with 11:04 left to play in the opening period.

The Warhawks scored their lone points of the game on their next possession, using 14 plays to work 61 yards down the field for a 35-yard field goal by Radi Jabour. Auburn answered on its next possession, capping off a 17-point first quarter, as Byrum connected on a 19-yard attempt.

Freshman running back Michael Dyer extended the lead for the Tigers in the second quarter, capping off a 66-yard, nine-play drive with a 3-yard run for touchdown. Quindarius Carr then gave Auburn a comfortable 31-3 lead heading into halftime on the Tigers' next possession, catching a 16-yard pass from Newton for a touchdown with 2:41 left in the half.

Sophomore Philip Lutzenkirchen scored Auburn's lone third-quarter points, catching a cross-field pass in the flat from Newton for the 5-yard touchdown reception with 6:09 left in the quarter.

Sophomore quarterback Barrett Trotter took over for Newton on the next possession and guided Auburn to two more touchdowns. The first capped off a nine-play, 56-yard drive with Mario Fannin running in two yards for a touchdown to open the fourth quarter. Trotter would score one of his own, the first of his career, with 8:46 left in the game, giving Auburn a 52-3 lead.

Fannin led the Tigers in rushing with 89 yards, followed by McCalebb with 56, Trotter with 29 and Dyer with 22.

Blake caught two passes for 101 yards to lead the Tigers. Terrell Zachery and Lutzenkirchen caught four passes each for 50 and 41 yards, respectively. In all, Auburn quarterbacks threw to nine different receivers.

Defensively, Anthony Morgan led the team with six tackles, five of which were solo. Aairon Savage and T'Sharvan Bell accounted for five tackles each. As a team, the Tigers forced two fumbles, totaled 10 tackles for loss and tallied three quarterback sacks. Senior Zac Etheridge also picked up an interception in the win.

SCORING SUMMARY

ULM3	0	0	0	—	3
Auburn17	14	7	14	—	52

- AU - McCalebb 50 yd run (Byrum kick), 14:28, 1st
- AU - Blake 94 yd pass from Newton (Byrum kick), 10:22, 1st
- ULM - Jabour 35 yd field goal, 4:31, 1st
- AU - Byrum 19 yd field goal, 2:09, 1st
- AU - Dyer 3 yd run (Byrum kick), 6:53, 2nd
- AU - Carr 16 yd pass from Newton (Byrum kick), 2:41, 2nd
- AU - Lutzenkirchen 5 yd pass from Newton (Byrum kick), 6:09, 3rd
- AU - Fannin 2 yd run (Byrum kick), 14:55, 4th
- AU - Trotter 18 yd run (Byrum kick), 8:46, 4th

TEAM STATISTICS

	ULM	AU
First Downs	20	22
Rushes-Yards	33-38	33-233
Passing Yards	232	272
Comp-Att-Int	29-41-1	17-24-1
Total Plays-Yards	74-270	57-505
Punts-Avg.	4-38.0	1-22.0
Fumbles/Lost	4/3	0/0
Penalties-Yards	7-55	2-15
3rd Down Conv.	6-of-15	4-of-8
Time of Possession	36:52	23:08

INDIVIDUAL STATISTICS

RUSHING: (ULM) - Donald 9-27; Sanders 2-10; Wells 1-9; Ambrose 2-7; Goodin 5-6; Rhodes 1-3; Munoz 1-minus 11; Browning 12-minus 13. **(AU)** - Fannin 10-89 (TD); McCalebb 4-56 (TD); Trotter 2-29 (TD); Dyer 7-22 (TD); Hooper 5-20; Zachery 1-17; Moseley 2-8; Burns 1-3; Newton 1-minus 11.

PASSING: (ULM) - Browning 25-33-0-203; Wells 4-8-1-29. **(AU)** - Newton 14-19-1-245 (3TD); Trotter 3-5-0-27.

RECEIVING: (ULM) - Ambrose 7-56; Maye 6-45; Edwards 4-26; Sanders 3-27; Leonard 2-34; McCall 2-15; Goodin 2-13; Russell 1-7; Steed 1-6; Lovett 1-3. **(AU)** - Zachery 4-50; Lutzenkirchen 4-41 (TD); Blake 2-101 (TD); Adams 2-25; Carr 1-16; Benton 1-15; Winter 1-15; Fannin 1-12; Kitchens 1-minus 3.

GAME
6

#8 AUBURN
KENTUCKY

37
34

October 9, 2010 • ESPN2

Commonwealth Stadium (70,776) • Lexington, Ky.

Wes Byrum kicked a 24-yard field goal as time expired to give unbeaten Auburn a 37-34 victory over Kentucky at Commonwealth Stadium on Oct. 9. The Tigers had a 19-play, 86-yard drive in the final 7:22 to set up the game-winner.

The drive tied for the second longest drive by plays in Auburn history. Cam Newton had 54 yards rushing and completed 2-of-3 passes for 20 yards on the final possession. He finished with 408 yards total offense for the game for Auburn.

Newton tied a school record with four touchdowns. He totaled 198 yards rushing on 28 carries and had 210 yards passing, completing 13-of-21 passes.

Kentucky's Randall Cobb returned the opening kickoff 36 yards just beyond midfield to set up a 7-play, 49-yard touchdown drive for a 7-0 Wildcat lead on a 2-yard run by Cobb 3:09 into the game.

Auburn tied the score on its first possession on a 16-yard Cam Newton touchdown run with 6:44 left in the first quarter. The Tigers drove 78 yards in nine plays.

Michael Dyer started the Tigers' second possession at the Auburn 20 with a 27-yard run. Newton capped off the 80-yard drive with an 8-yard touchdown run to put Auburn ahead 14-7 with 1:17 left in the opening quarter.

A 33-yard Newton to Kodi Burns pass completion to the Kentucky 9 set up Newton's third touchdown run of the game, this time a 5 yarder, to give Auburn a 21-7 lead with 10:01 remaining in the half.

Following a fumble forced by Daren Bates. Auburn took over on its own 48, leading to a 38-yard Byrum field goal that put Auburn up 24-7.

Kentucky ended the run of 24 consecutive points by Auburn with a 6-yard touchdown pass to tight end Jordan Aumiller with 4:52 left, making it 24-14.

A 34-yard Newton pass on an incredible reception by Darvin Adams on 3rd down and 17 from the Auburn 17 helped the Tigers move the chains late in the second quarter. Newton scored his fourth touchdown rushing of the half on a 3-yard run for a 31-14 lead with 1:06 left.

Kentucky's Craig McIntosh kicked a 29-yard field goal as the first half ended to trim Auburn's lead to 31-17.

SCORING SUMMARY

Auburn14	17	0	6	—	37
Kentucky7	10	14	3	—	34

- UK - Cobb 2 yd run (McIntosh kick), 11:51, 1st
- AU - Newton 16 yd run (Byrum kick), 6:44, 1st
- AU - Newton 8 yd run (Byrum kick), 1:17, 1st
- AU - Newton 5 yd run (Byrum kick), 10:01, 2nd
- AU - Byrum 38 yd field goal, 7:12, 2nd
- UK - Aumiller 6 yd pass from Cobb (McIntosh kick), 4:52, 2nd
- AU - Newton 3 yd run (Byrum kick), 1:06, 2nd
- UK - McIntosh 29 yd field goal, 0:00, 2nd
- UK - Cobb 16 yd pass from Hartline (McIntosh kick), 8:18, 3rd
- UK - Cobb 1 yd run (McIntosh kick), 4:03, 3rd
- AU - Byrum 19 yd field goal, 14:17, 4th
- UK - McIntosh 35 yd field goal, 7:31, 4th
- AU - Byrum 24 yd field goal, 0:00, 4th

TEAM STATISTICS

	AU	UK
First Downs	27	24
Rushes-Yards	52-311	30-110
Passing Yards	210	226
Comp-Att-Int	13-21-1	24-29-0
Total Plays-Yards	73-521	59-336
Punts-Avg.	2-34.0	3-44.3
Fumbles/Lost	4/0	2/1
Penalties-Yards	8-87	2-20
3rd Down Conv.	5-of-9	3-of-8
Time of Possession	31:46	28:14

INDIVIDUAL STATISTICS

RUSHING: (AU) - Newton 28-198 (4TD); Dyer 9-56; Fannin 8-50; McCalebb 5-9; Zachery 1-0; TEAM 1-minus 2. **(UK)** - Cobb 11-47 (2TD); Russell 9-32; Locke 5-31; Sanders 4-2; Hartline 1-minus 2.

PASSING: (AU) - Newton 13-21-1-210. **(UK)** - Hartline 23-28-0-220 (TD); Cobb 1-1-0-6 (TD).

RECEIVING: (AU) - Adams 5-101; Zachery 3-34; Fannin 2-7; Burns 1-33; McCalebb 1-23; Lutzenkirchen 1-12. **(UK)** - Cobb 7-68 (TD); King 5-49; Locke 5-47; Russell 2-19; Matthews 2-18; Aumiller 2-13 (TD); Roark 1-12.

Kentucky scored the first points of the second half as it closed to within 31-24 on a 16-yard Mike Hartline pass to Cobb with 8:18 left in the third. Cobb then tied the game at 31 with 4:03 remaining in the third on a 1-yard run.

Byrum helped the Tigers regain the lead at 34-31 on a 19-yard field goal with 14:17 left in the game.

Kentucky then drove deep into Auburn territory and barely made a 4th and 1 conversion at the Tigers' 15, but the Auburn defense held the Wildcats on three straight plays. Kentucky tied it at 34 on a 35-yard field goal by McIntosh with 7:31 to go.

Auburn finished with 521 total yards offense while Kentucky had 336 yards. Michael Dyer rushed for 56 yards on nine carries and Mario Fannin gained 50 yards on eight carries.

Defensively, Zac Etheridge led Auburn with 11 tackles while Bates had eight.

2010 AUBURN FOOTBALL GAME RECAPS

GAME
7

#12 ARKANSAS
#7 AUBURN

43
65

October 16, 2010 • CBS

Jordan-Hare Stadium (87,451) • Auburn, Ala.

Auburn scored 28 fourth-quarter points, capping off a record-breaking day in which the Tigers and Arkansas combined to set the SEC record for points in a non-overtime game as the Tigers defeated Arkansas, 65-43.

Cam Newton had his hand in four touchdowns on the day, rushing for three while passing for another. He ran for 188 yards and completed 10-of-14 passes for 140 yards.

Each team scored once in the first quarter - the lowest scoring quarter of the day. Arkansas struck first with a 7-yard pass from Ryan Mallett to Van Stumon. Newton responded on Auburn's next possession with a 5-yard run to even the score.

A West Byrum field goal just seconds into the second quarter gave Auburn its first lead. The Razorbacks responded on their next possession to jump back in the lead, but Auburn would score touchdowns on its next two for a double-digit lead. Senior Mario Fannin found the endzone first on a 4-yard run to give Auburn a 17-14 lead. Onterio McCalebb got a touchdown of his own on the next possession, breaking off the right end for a 13-yard run that put the Tigers up 24-14.

Arkansas backup quarterback Tyler Wilson threw the first of his four touchdown passes on the next possession, hitting Greg Childs for a 34-yard reception. The score cut the Auburn lead to 24-21 with 1:06 left in the first half.

In its final possession of the half, Auburn drove 71 yards down the field, setting up another Byrum field goal as time expired. The senior connected on his shot from 26 yards out to put the Tigers up 27-21 heading into the lockerroom.

Byrum opened the second half with the third of his three field goals, connecting from 28 yards out with 10:44 to go in the third quarter. Byrum would score 17 points on the day - nine from field goals and eight from extra points.

Arkansas would score twice in the third quarter as Wilson threw two more TD passes. Newton squeezed in his second rushing touchdown of the day in the third

quarter, keeping the Tigers in the lead, 37-35, heading into the final period.

Wilson opened the fourth quarter by hitting Childs on a 23-yard pass to take a 43-37 Razorback lead. It would be the last as Auburn answered with 28 points in the quarter for the 65-43 win.

Newton threw a 15-yard touchdown pass to Emory Blake and ran for another of his own. Arkansas native Michael Dyer ran for a 38-yard touchdown and safety Zac Etheridge ran in a fumble recovery 47 yards for a TD.

Linebacker Josh Bynes also picked up two interceptions in the quarter, setting up the touchdowns by Newton and Dyer.

Fannin led the team with 36 yards receiving along with his 60 rushing yards. Dyer finished with 53 rushing yards, followed by McCalebb with 29.

Defensively for Auburn, Craig Stevens led the team with 12 tackles, followed by Neiko Thorpe with 10. Mike Blanc added two quarterback sacks.

GAME
8

#6 LSU
#5 AUBURN

17
24

October 23, 2010 • CBS

Jordan-Hare Stadium (87,451) • Auburn, Ala.

Auburn quarterback Cam Newton rushed for 217 yards and two touchdowns as No. 5 Auburn piled up 440 rushing yards, the fifth-most in a single game in school history and its most ever against a SEC opponent, to claim a 24-17 victory over No. 6 LSU and remain perfect at 8-0 on the year.

Newton carried it 28 times on the afternoon and his backfield running mate Michael Dyer carried it 15 times for 100 yards as Auburn's offense went for more than 500 yards (526) for the fourth time on the season.

Deadlocked at 17-17 with just over six minutes left in the fourth quarter, Auburn took possession at its own 10-yard line and raced down the field in just three rushes. Newton went up the middle for 16 and Dyer went around right end for four to put Auburn at its own 30. The handoff to Onterio McCalebb then went for 70 yards to give Auburn the touchdown and the lead with 5:05 left.

The Auburn defense then stepped up to seal the win, forcing a 4-and-out for LSU. Auburn dropped Stevan Ridley for a loss and gave up only two yards to quarterback Jarrett Lee on a fourth-and-6 play to take over possession. The Tigers then drove the ball all the way down to the 3-yard line, with Newton rushing for 25 yards along the way, and took a knee to let the clock expire for the victory.

Auburn struck first in the game, going up 7-0 on its second possession of the game when Newton rushed up the middle for his 13th rushing touchdown of the season and 26th rushing or passing, tying Pat Sullivan for most touchdowns responsible for by an Auburn player in a single season. The run capped a six-play, 54-yard drive for Auburn.

LSU answered with a nine-play, 41-yard drive which resulted in a 48-yard Josh Jasper field goal to make it 7-3 Auburn.

Wes Byrum's 42-yard field goal on Auburn's next possession put Auburn back up by a touchdown, 10-3, with 12:30 remaining in the half, and also made him Auburn's all-time leading scorer with 313 career points.

LSU tied the game at 10-10 with just 15 seconds remaining in the first half when Jordan Jefferson finished off a 14-play, 78-yard drive with a two-yard touchdown dash.

Auburn's first possession of the second half was another quick one as it covered 91 yards in three plays with Newton sprinting 49 yards for the touchdown to give him the school record for touchdowns accounted for and a 17-10 Auburn lead.

LSU tied it at 17-17 when Reuben Randle caught a 39-yard pass from halfback Spencer Ware on its first possession of the fourth quarter.

Newton finished the game 10-for-16 passing for 86 yards, hitting six different receivers.

Michael Dyer picked up his second 100-yard rushing game of the season, carrying the ball 15 times for 100 yards. Darwin Adams led the team in receiving with 33 yards on three catches

Josh Bynes led the Auburn defense with 11 total tackles while Nick Fairly had six total tackles, including 3.5 for loss that dropped LSU for minus-23 yards, and 2.5 sacks.

SCORING SUMMARY				
LSU3	7	0	7 - 17
Auburn7	3	7	7 - 24

AU - Newton 1 yd run (Byrum kick), 5:32, 1st				
LS - Jasper 48 yd field goal, 1:47, 1st				
AU - Byrum 42 yd field goal, 12:30, 2nd				
LS - Jefferson 2 yd run (Jasper kick), 0:15, 2nd				
AU - Newton 49 yd run (Byrum kick), 11:10, 3rd				
LS - Randle 39 yd pass from Ware (Jasper kick), 12:16, 4th				
AU - McCalebb 70 yd run (Byrum kick), 5:05, 4th				

TEAM STATISTICS			LS	AU
First Downs			18	25
Rushes-Yards			37-115	52-440
Passing Yards			128	86
Comp-Att-Int			16-30-1	10-16-0
Total Plays-Yards			67-243	68-526
Punts-Avg.			6-50.3	3-37.3
Fumbles/Lost			2/0	1/1
Penalties-Yards			4-24	7-45
3rd Down Conv.			6-of-15	6-of-12
Time of Possession			27:47	32:13

INDIVIDUAL STATISTICS	
RUSHING: (LS) - Jefferson 16-74 (TD); Ridley 12-37; Shepard 1-9; Ware 1-2; Murphy 2-2; Ford 2-1; Lee 3-minus 10. (AU) - Newton 28-217 (2TD); Dyer 15-100; McCalebb 4-84 (TD); Fannin 3-29; Zachery 1-12; TEAM 1-minus 2.	
PASSING: (LS) - Lee 8-14-0-43; Jefferson 7-14-1-46; TEAM 0-1-0-0; Ware 1-1-0-39 (TD). (AU) - Newton 10-16-0-86.	
RECEIVING: (LS) - Randle 6-73 (TD); Shepard 5-20; Toliver 3-25; Peterson 1-7; Murphy 1-3. (AU) - Adams 3-33; Zachery 3-27; McCalebb 1-17; Lutzenkirchen 1-6; Fannin 1-5; Burns 1-minus 2.	

SCORING SUMMARY				
Arkansas7	14	14	8 - 43
Auburn7	20	10	28 - 65

ARK - Stumon 7 yd pass from Mallett (Hocker kick), 7:54, 1st			
AU - Newton 5 yd run (Byrum kick), 5:30, 1st			
AU - Byrum 43 yd field goal, 14:48, 2nd			
ARK - Green 1 yd run (Hocker kick), 9:43, 2nd			
AU - Fannin 4 yd run (Byrum kick), 6:28, 2nd			
AU - McCalebb 13 yd run (Byrum kick), 4:03, 2nd			
ARK - Childs 34 yd pass from Wilson (Hocker kick), 1:06, 2nd			
AU - Byrum 26 yd field goal, 0:00, 2nd			
AU - Byrum 28 yd field goal, 10:44, 3rd			
ARK - Wingo 37 yd pass from Wilson (Hocker kick), 5:40, 3rd			
AU - Newton 1 yd run (Byrum kick), 4:10, 3rd			
ARK - Adams 24 yd pass from Wilson (Hocker kick), 3:20, 3rd			
ARK - Childs 23 yd pass from Wilson (Childs from Wilson), 14:09, 4th			
AU - Blake 15 yd pass from Newton (Byrum kick), 11:44, 4th			
AU - Etheridge 47 yd fumble recovery (Byrum kick), 9:44, 4th			
AU - Newton 3 yd run (Byrum kick), 8:31, 4th			
AU - Dyer 38 yd run (Byrum kick), 6:36, 4th			

TEAM STATISTICS			ARK	AU
First Downs			30	25
Rushes-Yards			28-138	49-330
Passing Yards			428	140
Comp-Att-Int			35-49-2	10-15-0
Total Plays-Yards			77-566	64-470
Punts-Avg.			3-31.0	2-39.5
Fumbles/Lost			1/1	0/0
Penalties-Yards			6-70	8-68
3rd Down Conv.			4-of-11	2-of-7
Time of Possession			32:33	27:27

INDIVIDUAL STATISTICS	
RUSHING: (ARK) - Davis 14-91; Green 8-28 (TD); Wingo 2-17; Adams 1-12; Wilson 3-minus 10. (AU) - Newton 25-188 (3TD); Fannin 14-60 (TD); Dyer 6-53 (TD); McCalebb 4-29 (TD).	
PASSING: (ARK) - Wilson 25-34-2-332 (4TD); Mallett 10-15-0-96 (TD). (AU) - Newton 10-14-0-140 (TD); Burns 0-1-0-0.	
RECEIVING: (ARK) - Childs 9-164 (2TD); Adams 7-87 (TD); Wingo 4-53 (TD); Wright 4-51; Williams 4-20; Davis 3-22; Hamilton 2-18; Stumon 1-7 (TD); Ray 1-6 (AU) - Fannin 3-36; Adams 2-34; Burns 2-33; Blake 2-28 (TD); Zachery 1-9.	

2010 AUBURN FOOTBALL GAME RECAPS

GAME
9

#3 AUBURN
OLE MISS

51
31

October 30, 2010 • ESPN2

Vaught-Hemingway Stadium (61,474) • Oxford, Miss.

Freshman Michael Dyer rushed for a career-high 180 yards and a touchdown while Cam Newton accounted for 274 yards total offense and three touchdowns, throwing for two and catching another, to lead Auburn to a 51-31 victory over Ole Miss at Vaught-Hemingway Stadium on Oct. 30.

Dyer rushed for the third-highest freshman total in Auburn history while the Tigers rolled up 572 yards total offense.

Ole Miss' Jeff Scott went untouched on an 83-yard touchdown run up the right side to give the Rebels a 7-0 lead only 27 seconds into the game.

Auburn answered as wide receiver Kodi Burns threw a 20-yard pass to Newton in the back right corner of the end zone to tie the game at 7-7 with 12:04 left in the first quarter. The Tigers drove 71 yards in six plays in 2:22.

Onterio McCalebb gave Auburn its first lead of the game as he scampered 68 yards to cap a quick three-play, 77-yard drive for a 14-7 lead with 8:06 left in the opening period. Ole Miss came right back to tie it at 14-14 on a 20-yard Jeremiah Masoli pass to Markeith Summers with 5:14 left.

Wes Byrum then made his first of three field goals, hitting a 25-yard attempt that put the Tigers ahead for good at 17-14 only 53 seconds into the second quarter.

Ole Miss' Jason Jones recovered a fumble on a Newton-McCalebb exchange to set the Rebels up at the Auburn 18. Two plays later, Demond Washington intercepted Masoli at the Ole Miss 2-yard line, returning possession to the Tigers.

Auburn then drove 98 yards in 12 plays to take a 24-14 lead with 6:51 left in the half on Newton's 24-yard TD pass to Darvin Adams. It was AU's fourth drive of the season over 90 yards, and tied for the fourth-longest drive in school history.

The Rebels closed to within a touchdown at 24-17 on a Bryson Rose 32-yard field goal, but Washington returned the kickoff 95 yards for a score to put the Tigers ahead at 31-17 with 2:26 to go.

Following a big fourth-down stop, Auburn's Byrum connected on a 35-yard field goal with six seconds remaining that allowed Auburn to double-up Ole Miss at the half, 34-17.

SCORING SUMMARY

Auburn	14	20	10	7	—	51
Ole Miss	14	3	0	14	—	31

UM - J. Scott 83 yd run (Rose kick), 14:33, 1st		
AU - Newton 20 yd pass from Burns (Byrum kick), 12:04, 1st		
AU - McCalebb 68 yd run (Byrum kick), 8:06, 1st		
UM - Summers 29 yd pass from Masoli (Rose kick), 5:14, 1st		
AU - Byrum 25 yd field goal, 14:07, 2nd		
AU - Adams 24 yd pass from Newton (Byrum kick), 6:51, 2nd		
UM - Rose 32 yd field goal, 2:41, 2nd		
AU - Washington 95 yd kickoff return (Byrum kick), 2:26, 2nd		
AU - Byrum 35 yd field goal, 0:06, 2nd		
AU - Byrum 48 yd field goal, 11:29, 3rd		
AU - Dyer 30 yd run (Byrum kick), 7:47, 3rd		
UM - Bolden 20 yd run (Rose kick), 12:28, 4th		
AU - Zachery 10 yd pass from Newton (Byrum kick), 4:36, 4th		
UM - Bolden 5 yd run (Rose kick), 1:53, 4th		

TEAM STATISTICS

	AU	UM
First Downs	28	17
Rushes-Yards	46-343	31-218
Passing Yards	229	189
Comp-Att-Int	19-25-0	20-33-1
Total Plays-Yards	71-572	64-407
Punts-Avg.	1-36.0	5-40.2
Fumbles/Lost	1/1	1/0
Penalties-Yards	4-36	1-5
3rd Down Conv.	9-of-13	6-of-14
Time of Possession	33:14	26:46

INDIVIDUAL STATISTICS

RUSHING: (AU) - Dyer 21-180 (TD); McCalebb 9-99 (TD); Newton 11-45; Fannin 2-16; Zachery 1-14; Trotter 1-2; Caudle 1-minus 13. (UM) - J. Scott 9-134 (TD); Bolden 6-32 (2TD); Masoli 14-29; Summers 1-20; Thomas 1-3.

PASSING: (AU) - Newton 18-24-0-209 (2TD); Burns 1-1-0-20 (TD). (UM) - Masoli 20-33-1-189 (TD).

RECEIVING: (AU) - Blake 6-88; Adams 6-75 (TD); Zachery 4-26 (TD); Burns 2-20; Newton 1-20 (TD). (UM) - Harris 5-45; Summers 4-66 (TD); Logan 4-46; Grandy 3-17; Neat 2-6; Bolden 1-9; Herman 1-0.

Auburn took a 37-17 lead on a 48-yard Byrum field goal just 3:31 into the third quarter. Auburn increased its lead to 44-17 as Michael Dyer scored on a 30-yard touchdown run with 7:47 remaining in the third.

Brandon Bolden brought UM to 44-24 on a 20-yard run with 12:28 left in the game.

Newton threw a 10-yard touchdown pass to Terrell Zachery as Auburn took a 51-24 lead with 4:36 remaining. Bolden scored his second touchdown of the game on a 5-yard run as Ole Miss closed out the scoring at 51-31.

Newton completed 18-of-24 passes for 209 yards and two touchdowns, rushed for 45 yards and caught a 20 yard touchdown pass. Adams caught six passes for 75 yards and a touchdown while McCalebb rushed for 99 yards and a TD on nine carries.

Neiko Thorpe led the Auburn defense with seven tackles. Washington and Mike McNeil added six each.

GAME
10

CHATTANOOGA
#3 AUBURN

24
62

November 6, 2010 • PPV

Jordan-Hare Stadium (87,451) • Auburn, Ala.

Cam Newton and Terrell Zachery each established new career highs for passing yards and receiving yards, respectively, in Auburn's 48-point first half as Auburn cruised to a 62-24 win over Chattanooga on Nov. 6 at Jordan-Hare Stadium. Auburn racked up 484 yards of total offense in the first half alone before finishing the afternoon with 628, the sixth time this season Auburn has topped 500 yards of total offense and the second time it has gone over 600.

With the win Auburn improved to 10-0 for the first time since 2004 and just the fourth time in school history, also doing it in 1993 and 1957.

Auburn stormed to a 27-0 lead in the first quarter as Newton tossed two touchdown passes to Darvin Adams, the first for 30 yards and the second for 39. Newton also hit Emory Blake for a 20-yard score before running another one in from a yard out. Newton finished the first quarter with 193 yards on 9-of-14 passing and also had 36 yards on the ground.

Newton's 80-yard touchdown pass to Zachery on Auburn's first possession of the second quarter not only put Auburn up 34-0 but also gave the junior quarterback a career-high for passing yards in a game with 276 and a career-best four touchdown passes. Zachery also set a new career best with 130 yards receiving with the catch, his fifth of the afternoon.

Newton went on to finish the game with 317 yards on 15-of-21 passing, which was Auburn's first 300-yard passing day since Brandon Cox threw for 342 against Georgia Tech in 2005.

Zachery finished the afternoon with a career-best seven catches for 148 yards and Darvin Adams joined him in topping the century mark, catching four balls for 106 yards and the two scores, giving Auburn two 100-yard receivers in the same game since Ronney Daniels [120] and Markeith Cooper [105] did it against LSU in 1999.

Mario Fannin led all rushers with 96 yards on eight carries, scoring two touchdowns. Both of Fannin's touchdowns came in the second half, running in a 13-yarder in the third quarter before breaking away on a 42-yard touchdown run in the fourth quarter.

Michael Dyer (four carries, 76 yards) and Onterio McCalebb (two carries, 55 yards) each contributed rushing touchdowns as well. Dyer scored his on a 37-yard run with eight seconds to go in the first half while McCalebb scored on a 49-yard run earlier in the period.

SCORING SUMMARY

Chattanooga	0	14	7	3	—	24
Auburn	27	21	7	7	—	62

TEAM STATISTICS

	UTC	AU
First Downs	22	26
Rushes-Yards	30-101	31-303
Passing Yards	233	325
Comp-Att-Int	23-43-0	16-23-0
Total Plays-Yards	73-334	54-628
Punts-Avg.	6-34.0	2-28.0
Fumbles/Lost	1/0	2/0
Penalties-Yards	5-54	6-67
3rd Down Conv.	7-of-16	5-of-8
Time of Possession	37:02	22:58

INDIVIDUAL STATISTICS

RUSHING: (UTC) - Awuah 7-32; Williams 7-31 (TD); Wynn 6-31; Jackson 6-9; Burns 1-3; Green 1-2; Sutherland 1-minus 2; Coleman 1-minus 5. (AU) - Fannin 8-96 (2TD); Dyer 4-76 (TD); McCalebb 2-55 (TD); Caudle 1-35; Newton 8-24 (TD); Zachery 1-10; Morgan 2-7; Hooper 2-2; Burns 1-2; TEAM 2-minus 4.

PASSING: (UTC) - Coleman 20-39-0-210 (TD); Nichols 3-4-0-23. (AU) - Newton 15-21-0-317 (4TD); Trotter 1-2-0-8.

RECEIVING: (UTC) - Sutherland 10-97; Burns 4-48; Bradford 4-38; Anthony 2-21; Hughes 1-23 (TD); Pitchford 1-7; Jackson 1-minus 1. (AU) - Zachery 7-148 (TD); Adams 4-106 (2TD); Blake 3-45 (TD); Burns 2-26.

2010 AUBURN FOOTBALL GAME RECAPS

GAME 11	GEORGIA	31
	#2 AUBURN	49
	November 13, 2010 • CBS Jordan-Hare Stadium (87,451) • Auburn, Ala.	

Auburn overcame an early 14-point deficit en route to a 49-31 win to stay undefeated and clinch a berth in the SEC Championship Game in Atlanta with one regular season game remaining. The Tigers outscored Georgia 42-10 over the last three quarters to secure another come-from-behind victory.

Auburn used a punishing ground attack, led by quarterback Cam Newton's 151 rushing yards and Onterio McCalebb's 71 yards and three rushing touchdowns, to rack up 315 yards on the ground on 57 carries, averaging 5.5 yards per carry. Auburn scored five of its seven touchdowns on the ground.

The other two Auburn scores came courtesy of two Newton-to-Philip Lutzenkirchen tosses. He hit the tight end for an 18-yard score in the closing minutes of the first half to tie it at 21-21 and then again on Auburn's first drive of the fourth quarter with a 13-yard pass to go up 42-31. Newton finished the night with 148 yards passing and in the process became the first player in SEC history and the eighth different player in NCAA history to pass for 2,000 yards and rush for 1,000 yards in a single season.

Auburn tailback Michael Dyer also etched his name in the school's record book as he gained 60 yards on 13 carries, establishing a freshman record for yards in a season with 859, snapping Bo Jackson's 28-year old record of 829 yards set in 1982.

Newton led Auburn down the field on its first drive of the game. He put together a five-play, 80-yard drive that ended with him running the ball in from 31 yards out for a touchdown, giving Auburn a 7-0 lead.

Georgia responded with three touchdowns in the opening quarter. Quarterback Aaron Murray found A.J. Green for two touchdowns while Shaun Chapas ran in the third.

Down 21-7, the Tigers responded with a pair of touchdowns in the second quarter to tie the game. McCalebb ran in from four yards out for the first of his three touchdowns while Lutzenkirchen caught the first of his two touchdown passes to tie the game.

Tied at 21-21 at the half, Auburn successfully converted and recovered an on-side kick that led to a nine-play, 59-yard scoring drive, capped by McCalebb's second touchdown of the day, this one a 2-yard scamper to go up 28-21.

After Georgia answered to tie it at 28-28 on Washaun Ealey's seven-yard touchdown run, Auburn went 81 yards in seven plays, capped by McCalebb's four-yard score to go up 35-28, a lead it would not relinquish the rest of the way.

Georgia would get a field goal, but Auburn answered with another Newton-to-Lutzenkirchen touchdown pass and a 1-yard Newton touchdown run to score 14 fourth-quarter points to solidify the win.

Craig Stevens led Auburn with nine tackles while Nosa Eguae had two sacks.

Emory Blake had three catches for 64 yards to lead all of Auburn's receivers.

SCORING SUMMARY			
Georgia	21	0	10
Auburn	7	14	14

TEAM STATISTICS			
First Downs	17	28	
Rushes-Yards	24-81	57-315	
Passing Yards	273	148	
Comp-Att-Int	15-28-0	12-16-1	
Total Plays-Yards	52-354	73-463	
Punts-Avg.	2-39.0	2-42.5	
Fumbles/Lost	1/0	0/0	
Penalties-Yards	10-89	6-73	
3rd Down Conv.	4-of-9	10-of-14	
Time of Possession	25:45	34:15	

INDIVIDUAL STATISTICS			
RUSHING: (UG) - King 9-53; Ealey 6-44 (TD); Smith 1-0; TEAM 1-minus 1; Murray 6-minus 4; Mason 1-minus 11 (AU) - Newton 30-151 (2TD); McCalebb 12-71 (3TD); Dyer 13-60; Zachery 1-31; Fannin 1-2.			
PASSING: (UG) - Murray 15-28-0-273 (3TD); Mason 0-0-0-0 (AU) - Newton 12-15-1-148 (2TD); Burns 0-1-0-0.			
RECEIVING: (UG) - Green 9-164 (2TD); Charles 3-56; Durham 1-28; Ealey 1-16; Chapas 1-9 (TD). (AU) - Blake 3-64; Adams 3-30; Lutzenkirchen 2-31 (2TD); Zachery 2-14; Fannin 2-9.			

GAME 12	#2 AUBURN	28
	#9 ALABAMA	27
	November 26, 2010 • CBS Bryant-Denny Stadium (101,821) • Tuscaloosa, Ala.	

After falling behind 24-0, Auburn rallied to out-score Alabama 28-3 for the remainder of the game, pulling out a 28-27 Iron Bowl victory in Tuscaloosa, Ala. The 24-point deficit marked the largest deficit Auburn has ever overcome to win.

The win also clinched the outright SEC West title for the Tigers, marking the team's third outright title in team history.

Alabama pounced early in the game, scoring three first-quarter touchdowns. Mark Ingram scored on the Crimson Tide's first drive, taking it in on a 9-yard run. Alabama also scored on its next two drives, first on a 68-yard pass from Greg McElroy to Julio Jones and the second on a 12-yard pass from McElroy to Darius Hanks.

Jeremy Shelley hit a 20-yard field goal early in the second quarter to extend Alabama's lead to 24-0 with 8:01 left in the half.

Auburn responded on its next drive, moving 80 yards on eight plays to light up the scoreboard. Facing second-and-six from Alabama's 36, Cam Newton hit Emory Blake in the end zone for the Tigers' first touchdown of the day.

Auburn received the opening kickoff of the second half and cut the Alabama lead to 10 on its first possession. After losing a yard on the first play of the half, Newton hit Terrell Zachery down the left sideline for a 70-yard touchdown pass. Wes Byrum's extra point cut the lead to 24-14 with 14:04 left in the quarter.

Auburn would score one more time in the quarter, cutting the Crimson Tide lead to three with 4:25 left in the period. The Tigers worked an eight-play, 75-yard drive down the field with Onterio McCalebb accounting for 46 of the yards. Newton connected with Mario Fannin on a 6-yard pass that took the Tigers down the 1, setting up Newton for the 1-yard rush for the touchdown, cutting the deficit to 21-24.

After a fumbled punt return set up Alabama deep in Auburn territory, the Tiger defense was able to hold the Tide to just a field goal at the 1:05 mark in the third quarter, marking Alabama's final score of the game.

Auburn received the ensuing kickoff and worked 67 yards down the field in 11 plays to take the 28-27 lead. Facing a third-and-four situation at the 7-yard line, Newton rolled to the right and found Philip Lutzenkirchen charging for the left corner of the end zone for the game-tying touchdown. Byrum's extra-point gave Auburn its first lead of the game.

Alabama would get the ball back two more times in the game, but was held to just 29 yards as the Tigers held on for the 28-27 win.

Newton was responsible for all four Auburn touchdowns, passing for three and rushing for one. Zachery led Auburn with 79 yards receiving, followed by Blake with 39 and Kodi Burns with 32.

McCalebb was Auburn's top rusher with 50 yards on eight attempts. Newton tallied 39 yards rushing while freshman Michael Dyer added 27.

Defensively, Neiko Thorpe led Auburn with 12 tackles and two pass breakups. Josh Bynes followed with 10 tackles and two pass breakups while Nick Fairley tallied two quarterback sacks among his four tackles, forcing a fumble on one that he also recovered.

SCORING SUMMARY			
Auburn	7	14	7
Alabama	3	3	0

TEAM STATISTICS			
First Downs	17	23	
Rushes-Yards	41-108	30-69	
Passing Yards	216	377	
Comp-Att-Int	13-20-0	27-41-0	
Total Plays-Yards	61-324	71-446	
Punts-Avg.	7-38.7	4-33.8	
Fumbles/Lost	2/1	2/2	
Penalties-Yards	2-30	7-40	
3rd Down Conv.	4-of-13	3-of-12	
Time of Possession	26:59	33:01	

INDIVIDUAL STATISTICS			
RUSHING: (AU) - McCalebb 8-50; Newton 22-39 (TD); Dyer 9-27; TEAM 1-minus 3; Zachery 1-minus 5. (UA) - Ingram 10-36 (TD); Richardson 10-24; Jones 1-12; Maze 1-7; McElroy 8-minus 10.			
PASSING: (AU) - Newton 13-20-0-216 (3TD). (UA) - McElroy 27-37-0-377 (2TD); McCarron 0-4-0-0.			
RECEIVING: (AU) - Blake 3-39 (TD); Zachery 2-79 (TD); Burns 2-32; Adams 2-29; McCalebb 2-24; Lutzenkirchen 1-7 (TD); Fannin 1-6. (UA) - Jones 10-199 (TD); Hanks 5-39 (TD); Ingram 4-91; Dial 3-26; Richardson 3-9; Maze 2-13.			

2010 AUBURN FOOTBALL GAME RECAPS

GAME
13

#2 AUBURN
#18 SOUTH CAROLINA

56
17

December 4, 2010 • SEC Championship Game • CBS
Georgia Dome (75,802) • Atlanta, Ga.

Auburn out-scored South Carolina 28-3 in the second half of the Southeastern Conference Championship Game, capping off a 56-17 victory over the Gamecocks, giving the Tigers their seventh SEC title and a trip to the Tostitos BCS National Championship Game.

Auburn's 56 points set a SEC Championship Game record, as well as its 39-point margin of victory. Quarterback Cam Newton, who was named the game's MVP, tied the SEC Championship Game record for touchdown responsibility with six (four passing, two rushing).

Along with his six touchdowns, Newton posted a 17-of-28 passing night for 335 yards and 73 rushing yards in his MVP performance. His two rushing touchdowns gave him 20 on the season, making him just the second quarterback in FBS history to total 20 rushing and 20 passing touchdowns in a season.

Newton's first touchdown came on the fourth play of the game as he found Onterio McCalebb in the flat for a 12-yard touchdown pass. A 62-yard pass to Darwin Adams two plays earlier set up the scoring play.

South Carolina answered on its first possession of the game, tying it at 7-7 on a 25-yard pass from Stephen Garcia to Patrick DiMarco. That would be the last time the game would be tied as the Tigers scored on their next two possessions to take a 21-7 lead at the end of the first quarter.

Auburn took the lead on its next possession, working the ball 74 yards down the field on 12 plays, ending with a 5-yard Newton run. The next touchdown came with 2:09 left in the period as Newton hit Adams on a 54-yard touchdown pass down the right sideline, capping off a four-play, 76-yard drive.

Neither team was able to get anything going in the second quarter until the final minute. Receiving the ball with 2:02 left in the half, the Gamecocks worked the two-minute drill and moved 80 yards down the field in 1:46, setting up a 1-yard touchdown pass from Garcia to Alshon Jeffery. Taking over with only 16 seconds left in the half, Auburn squashed whatever momentum South Carolina had as Newton heaved a hail Mary pass 51 yards down the field where it was caught by Adams after being tipped by a South Carolina player.

Opening the second half with a firm 28-14 lead, Auburn continued to roll, scoring 21 straight points. Newton scored first on a 1-yard run on Auburn's first possession. The Tigers scored again just 33 seconds later as T'Sharvan Bell intercepted a Garcia pass, returning it 10 yards for a touchdown and a 42-14 lead.

Auburn opened the fourth quarter with another score as Newton hit Emory Blake on a 7-yard touchdown pass.

USC got its lone second-half score with 7:48 left in the game on a 33-yard Spencer Lanning field goal.

With the backups in, the Tigers capped the 56-17 win with 2:22 left in the game as senior Mario Fannin ran in from six yards out for a TD.

Michael Dyer finished behind Newton in rushing with 64 yards. Adams led the Tigers in receiving with a championship game record 217 yards on seven catches.

Bell led the Auburn defense with nine tackles and his interception return. Zac Etheridge added seven tackles.

SCORING SUMMARY				
Auburn21	7	14	14 — 56
South Carolina7	7	0	3 — 17

AU - McCalebb 12 yd pass from Newton (Byrum kick), 13:20, 1st
SC - DiMarco 25 yd pass from Garcia (Lanning kick), 9:53, 1st
AU - Newton 5 yd run (Byrum kick), 5:31, 1st
AU - Adams 54 yd pass from Newton (Byrum kick), 2:09, 1st
SC - Jeffery 1 yd pass from Garcia (Lanning kick), 0:16, 2nd
AU - Adams 51 yd pass from Newton (Byrum kick), 0:00, 2nd
AU - Newton 1 yd run (Byrum kick), 7:56, 3rd
AU - Bell 10 yd interception return (Byrum kick), 7:23, 3rd
AU - Blake 7 yd pass from Newton (Byrum kick), 11:14, 4th
SC - Lanning 33 yd field goal, 7:48, 4th
AU - Fannin 6 yd run (Byrum kick), 2:22, 4th

TEAM STATISTICS	AU	SC
First Downs	28	20
Rushes-Yards	42-238	30-156
Passing Yards	351	193
Comp-Att-Int	18-29-0	20-33-2
Total Plays-Yards	71-589	63-349
Punts-Avg.	1-36.0	3-50.0
Fumbles/Lost	1/1	0/0
Penalties-Yards	4-44	4-41
3rd Down Conv.	9-of-12	5-of-12
Time of Possession	31:01	28:59

INDIVIDUAL STATISTICS

RUSHING: (AU) - Newton 14-73 (2TD); Dyer 14-64; Trotter 2-37; McCalebb 3-30; Fannin 6-28 (TD); Burns 2-3; Zachery 1-3. (SC) - Lattimore 16-84; Shaw 6-49; Garcia 7-18; Maddox 1-5.

PASSING: (AU) - Newton 17-28-0-335 (4TD); Trotter 1-1-0-16. (SC) - Garcia 16-28-2-170 (2TD); Shaw 4-5-0-23.

RECEIVING: (AU) - Adams 7-217 (2TD); Blake 5-63 (TD); Smith 2-23; Lutzenkirchen 1-18; Winter 1-16; McCalebb 1-12 (TD); Zachery 1-2. (SC) - Jeffery 4-36 (TD); Lattimore 3-36; Gurley 3-32; Moore 3-30; Sanders 3-9; DiMarco 2-38 (TD); Triglia 1-9; Miles 1-3.

GAME
14

#2 OREGON
#1 AUBURN

19
22

January 10, 2011 • ESPN
University of Phoenix Stadium (78,603) • Glendale, Ariz.

Wes Byrum kicked the sixth and biggest game-winning field goal of his career on the last play of the game from 19 yards to give No. 1 Auburn a 22-19 victory over Oregon in the BCS National Championship Game. It was Auburn's second national title in history and ninth comeback win in 14 games this season.

After Oregon had tied the score at 19 with a touchdown and two point conversion with 2:33 to go, the biggest drive in Auburn history began at its own 25-yard line. After a 15-yard pass from Cam Newton to Emory Blake, Michael Dyer, who was named the Offensive Player of the Game after rushing for 143 yards on 22 carries, looked to be tackled after a short gain, but was never down while laying on top of an Oregon defender, and he bounced up to complete a 37-yard run to the Oregon 23.

After short gains by Dyer and Newton, Dyer followed with a 16-yard gain up the middle to the 1 with 10 seconds remaining. One play later, Byrum provided the final heroes.

Oregon scored a touchdown on a 2-yard shuffle pass from Darron Thomas to LaMichael James with 2:33 remaining making it 19-17 Auburn. The Ducks tied it with a Thomas to Jeff Maehl pass in the back of the end zone on the two point conversion to set up Auburn's game-winning 7-play, 73-yard drive in the final 2:27.

The Tiger defense held Oregon far below its nation-leading average of 49.3 points per game to spark the victory. Demond Washington and Zac Etheridge both intercepted passes during a scoreless first quarter, but both offenses came alive in the second quarter. After totaling 21 yards in the opening period, Auburn ran 36 plays for 258 yards in the second quarter. The Ducks ran 11 plays for 107 yards, although 81 of them came on one play.

Oregon scored on the second play of the second quarter on a 26-yard field goal by Rob Beard for the first points of the game. On Auburn's next possession, Newton threw a 35-yard touchdown pass to Kodi Burns for a 7-3 Auburn lead.

Oregon responded after taking over at the Duck 7 as Thomas threw an 81-yard pass on first down to Meahl, then found James on an 8-yard TD pass. A 2-point conversion run by kicker Rob Beard on a fake gave Oregon an 11-7 lead.

The Tigers then drove to the Oregon 1, but Newton's fourth-down pass to Eric Smith fell incomplete. On first down, Mike Blanc tackled James in the end zone for a safety to draw the Tigers to within 11-9 with 3:26 left in the half.

After Oregon kicked off following the safety, Auburn quickly covered 66 yards in six plays, capped by a Newton to Blake 30-yard touchdown pass to give the Tigers a 16-11 lead at the half.

On the opening drive of the second half, Wes Byrum kicked a 28-yard field goal to give Auburn a 19-11 lead.

Oregon then reached a first-and-goal on the Auburn 3, but the Tigers held the Ducks for four plays, capped by a stop on fourth and goal from the 1 as Mike McNeil and Nick Fairley hit Kenjon Barner just shy of the goal line.

Fairley was named the Defensive Player of the Game after recording five tackles, including three for losses and one sack, while also forcing a fumble.

Auburn ran a season-high and BCS Championship Game record 85 plays. The Tigers outgained the Ducks 519 yards to 449 as Newton was 20-of-34 for 265 yards and two touchdowns. He also rushed for 64 yards on 22 carries.

SCORING SUMMARY				
Oregon0	11	0	8 — 19
Auburn0	16	3	3 — 22

UO - Beard 26 yd field goal, 14:13, 2nd
AU - Burns 35 yd pass from Newton (Byrum kick), 12:00, 2nd
UO - James 8 yd pass from Thomas (Beard rush), 10:58, 2nd
AU - Blanc safety, 3:26, 2nd
AU - Blake 30 yd pass from Newton (Byrum kick), 1:47, 2nd
AU - Byrum 28 yd field goal, 11:30, 3rd
UO - James 8 yd pass from Thomas (Maehl pass from Thomas), 2:33, 4th
AU - Byrum 19 yd field goal, 0:00, 4th

TEAM STATISTICS	UO	AU
First Downs	23	28
Rushes-Yards	32-75	50-254
Passing Yards	374	265
Comp-Att-Int	28-41-2	20-35-1
Total Plays-Yards	73-449	85-519
Punts-Avg.	5-36.8	5-40.4
Fumbles/Lost	1/0	2/1
Penalties-Yards	6-37	5-47
3rd Down Conv.	5-of-15	9-of-17
Time of Possession	27:03	32:57

INDIVIDUAL STATISTICS

RUSHING: (UO) - James 13-49; Barner 11-32; Thomas 8-(-6). (AU) - Dyer 22-143; Newton 22-64; McCalebb 6-47.

PASSING: (UO) - Thomas 27-40-2-363 (2TD); Rice 1-1-0-11. (AU) - Newton 20-34-1-265 (2TD); TEAM 0-1-0-0.

RECEIVING: (UO) - Maehl 9-133; Davis 6-60; James 4-39 (2TD); Tuinei 3-75; Paulson 3-48; Barner 2-8; Johnson 1-11. (AU) - Zachery 6-48; Adams 4-54; Blake 4-54 (TD); Lutzenkirchen 2-48; McCalebb 2-10; Burns 1-35 (TD); Fannin 1-16.

2010 AUBURN FOOTBALL - THE PLAYERS



**DARVIN
ADAMS**

**#89
WR**

6-3 • 185 • Jr. • 2L
Canton, Miss. (Harrison)
Philosophy

CAREER — Only player in AU history with two seasons of 900-plus receiving yards ... Caught at least two passes in 26 of the last 27 games and last 19 consecutive games dating back to 2009 ... 6th in AU history in career receptions with 115 ... 6th in AU career receiving yards with 1,978 ... T-3rd in AU history with 17 career TD's ... Eight 100-yard receiving games which is third-most all-time at AU ... Holds AU bowl game record for receptions with 12 vs. Northwestern in 2010 Outback Bowl ... Auburn single-season record holder with 60 catches (2009) ... Set SEC Championship Game record with 217 receiving yards in 2010 championship game victory over South Carolina.

2010 — *Coaches' Second-Team Preseason All-SEC ... Preseason Second-Team All-SEC as voted by media ... Biletnikoff Award watch list ...* Appeared in 14 games with 12 starts ... Led AU in receptions (52) and receiving yards (963) ... 6th in SEC/50th in NCAA in receiving yards per game (68.8) ... 36th in NCAA in total receiving yards (963) ... 8th in SEC in receptions per game (3.7) ... In season opener vs. Arkansas State, hauled in two catches for 58 yards with a long of 42 ... Against Mississippi State, hauled in first TD catch of season on a 12-yard pass from Cam Newton to break 7-7 tie with 8:37 left in second quarter ... Totaled three grabs for 38 yards vs. MSU ... Against Clemson, went over the century mark in receiving yards for the first time season with 118 yards on five catches ... The 118 yards was a game high ... Also caught 8-yard TD pass in third quarter to tie game at 17-17 after AU trailed 17-3 at half ... Against South Carolina, tied for team lead with four catches for 45 yards with a long grab of 18 yards ... Against ULM, in limited action hauled in two passes for 25 yards ... Against Kentucky, led all receivers with 101 yards on five catches with a long grab of 39 yards ... Against Arkansas, hauled in two catches for 34 yards with a long grab of 22 yards ... Caught three passes against LSU for 33 yards, with long catch of 17 yards ... Against Ole Miss, nabbed season high and led all receivers with six catches and 75 yards ... Had a 24-yard TD catch in second quarter to give AU 24-14 lead ... Against UTC, caught a pair of TD passes and totaled 106 receiving yards on four receptions ... Scoring grabs came on catches of 30 and 39 yards ... The 39-yard TD catch was season long scoring reception ... Against Georgia, tied for team-high with three catches that went for 60 yards with a long of 11 yards ... Against Alabama, hauled in two receptions for 29 yards including a key 9-yard grab on 4th-and-3 on AU's game-winning drive in the fourth quarter ... In SEC Championship Game vs. South Carolina, set career high and SEC Championship Game record with 217 receiving yards on seven catches with a pair of TD's ... Hauled in TD catches of 54 and 51 yards with 51-yard TD coming on hail mary pass in the end zone at end of first half ... Had long catch of 62 yards which set up AU's first TD on game's opening drive ... Also returned one punt for 10 yards ... Against Oregon in BCS National Championship Game, tied for team high with 54 receiving yards on four catches.

2009 — *Set AU single-season record with 60 catches ... 997 receiving yards were third-most in AU single-season ... 10 TD catches were also third-most in AU single-season ... Had four 100-yard receiving games ... Had 32 catches in last five games ... Had at least three catches in 11 of 13 games ... 3rd in SEC/34th in NCAA in receiving yards per game, 76.7 pg ... 4th in SEC/73rd in NCAA in receptions per game, 4.62 pg ... 30th in NCAA in total receiving yards, 997 ... 9th in SEC in scoring (TD's), 5.0 ppg ... Phil Steele's First-Team Midseason All-SEC ... With back-to-back 100-yard receiving games against Alabama (138) and Northwestern (142) in the Outback Bowl, became just the third AU receiver in the last 11 years and first since Courtney Taylor in 2006 to accomplish the feat ...* Appeared in 13 games with nine starts ... Had first career start in season opener vs. Louisiana Tech, catching four passes for 65 yards including first career TD grab ... TD came on 17-yard pass from Chris Todd ... Totaled 116 receiving yards on five catches in victory over Mississippi State ... Accounted for 58 percent of total receiving yardage (116 of 199) vs. Mississippi State ... Became first AU player to have at least three TD receptions in a game in 20 years (Alexander Wright vs. Pacific, 1989) with performance vs. West Virginia ... Had six catches, three for TD's, for 80 yards vs. Mountaineers ... Against Ball State, finished with five catches for 73 yards including a 26-yard TD catch ... Caught a pair of passes for 29 yards in victory over Tennessee ... Made three catches for 24 yards against Arkansas ... Against Kentucky, had three grabs for 57 yards, including a long catch of 37 yards ... Played, but did not have a catch against LSU ... Against Ole Miss, caught

a 28-yard TD pass to give Tigers a 10-7 second-quarter lead they would never relinquish in victory over Rebels ... Finished with team-high four catches vs. Ole Miss for 68 yards ... Tied career-high of three TD's and six catches going for game-best 115 yards in one half of play against Furman ... Against Georgia, registered six catches going for a game-high 90 yards ... Against Alabama, led all receivers with 138 yards on four catches ... Had a 72-yard TD catch and run to give AU 21-14 lead in third quarter ... The 72-yard TD was longest of career and the second longest by AU player vs. Alabama in series history ... Named game MVP after tying Outback Bowl record with 12 catches in victory over Northwestern ... The 12 grabs set AU bowl record and also set career-high as did 142 receiving yards.

2008 — Played in 10 games at wide receiver and special teams ... Caught three passes for 18 yards on the season ... All three catches came against UT-Martin ... Had four special teams tackles.

HIGH SCHOOL — High School Coach: Bruce Cobleigh ... Had 66 catches for 867 yards and 11 touchdowns as a senior ... Also collected 106 tackles and two interceptions during senior season ... Honorable Mention Class AAAAA All-State team as a senior ... Selected to play in Cobb County All-Star Senior Bowl ... Threw for 974 yards and 15 touchdowns as a junior while also rushing for five scores, and had over 40 receptions as a sophomore ... Also had 52 tackles and six interceptions as a junior ... Ranked No. 48 nationally at wide receiver by Rivals.com ... Also ranked as the No. 23 prospect in Georgia by Rivals.com ... Ranked No. 116 among wide receivers by Scout.com ... The No. 44-ranked prospect from Georgia by SuperPrep ... Named to PrepStar's All-Southeast Region team.

PERSONAL — Born Jan. 5, 1990 ... Son of Vincent and Tonya Adams and Darlene and Terry White ... Major: Philosophy.

ADAMS' CAREER RECEIVING STATS

YEAR	G/GS	NO	YDS	AVG	TD	LP/OPPONENT
2008	10/0	3	18	6.0	0	9/UT Martin
2009	13/9	60	997	16.6	10	72/Alabama
2010	14/12	52	963	18.5	7	62/South Carolina (SECCG)
Totals	37/21	115	1,978	17.2	17	72/Alabama

ADAMS' CAREER GAME HIGH STATS

	No.	Opponent	Date
Receptions	12	Northwestern	1/1/10
Rec. Yards	217	South Carolina (SECCG)	12/4/10
Rec. TDs	3	2x (last vs. Furman)	11/7/09


ADAMS' GAME-BY-GAME RECEIVING STATS

DATE	OPPONENT	REC	YDS	AVG	TD	TD REC
8/30/08	LOUISIANA MONROE	0	0	0	0	--
9/6/08	SOUTHERN MISS	0	0	0	0	--
9/13/08	at Mississippi State	0	0	0	0	--
9/20/08	LSU	0	0	0	0	--
9/27/08	TENNESSEE	0	0	0	0	--
10/4/08	at Vanderbilt	0	0	0	0	--
10/11/08	ARKANSAS					DID NOT PLAY
10/23/08	at West Virginia	0	0	0	0	--
11/1/08	at Ole Miss	0	0	0	0	--
11/8/08	UT-MARTIN	3	18	6.0	0	--
11/15/08	GEORGIA					DID NOT PLAY
11/29/08	at Alabama	0	0	0	0	--

DATE	OPPONENT	REC	YDS	AVG	TD	TD REC
9/5/09	* LOUISIANA TECH	4	65	16.3	1	17
9/12/09	* MISSISSIPPI STATE	5	116	23.2	0	--
9/19/09	WEST VIRGINIA	6	80	13.3	3	16, 4, 17
9/26/09	* BALL STATE	5	73	14.6	1	26
10/3/09	at Tennessee	2	29	14.5	0	--
10/10/09	* at Arkansas	3	24	8.0	0	--
10/17/09	KENTUCKY	3	57	19.0	0	--
10/24/09	* at LSU	0	0	0.0	0	--
10/31/09	* OLE MISS	4	68	17.0	1	28
11/7/09	FURMAN	6	115	19.1	3	6, 23, 41
11/14/09	* at Georgia	6	90	15.0	0	--
11/27/09	* ALABAMA	4	138	34.5	1	72
1/1/10	* Northwestern (Outback)	12	142	11.8	0	--

2010 AUBURN FOOTBALL - THE PLAYERS

DATE	OPPONENT	REC	YDS	AVG	TD	TD REC
9/4/10	* ARKANSAS STATE	2	58	29.0	0	-
9/9/10	* at Mississippi State	3	38	12.7	1	12
9/18/10	* CLEMSON	5	118	23.6	1	8
9/25/10	* SOUTH CAROLINA	4	45	11.3	0	--
10/2/10	* LOUISIANA-MONROE	2	25	12.5	0	--
10/9/10	* at Kentucky	5	101	20.2	0	--
10/16/10	* ARKANSAS	2	34	17.0	0	--
10/23/10	* LSU	3	33	11.0	0	--
10/30/10	* at Ole Miss	6	75	12.5	1	24
11/6/10	* CHATTANOOGA	4	106	26.5	2	30, 39
11/13/10	* GEORGIA	3	30	10.0	0	--
11/26/10	at Alabama	2	29	14.5	0	--
12/4/10	* South Carolina (SECCG)	7	217	31.0	2	54, 51
1/10/11	Oregon (BCSNCG)	4	54	13.5	0	--



DAREN #25
BATES LB
 5-11 • 203 • So. • 1L
 Olive Branch, Miss. (Olive Branch)
 Undecided

CAREER — Moved to linebacker as a sophomore after playing safety as a freshman in 2009.

2010 — Appeared in 12 games with nine starts ... 8th on team with 48 tackles ... Made first collegiate start at linebacker in season opener vs. Arkansas State and led Tigers in tackles with a career-best of 10 ... Seven of the 10 tackles were solo ... Against Mississippi State, totaled three solo tackles ... Against Clemson, had one QB hurry to go with five total tackles, three solo ... Against South Carolina, forced first career fumble, which led to AU go-ahead TD in 4th Qtr., had a QB hurry, one TFL (minus 1 yard) and five total tackles ... In limited action vs. ULM, recored one assisted tackle with one QB hurry ... Against Kentucky, finished second on team with eight tackles, including six solo stops ... Also forced a fumble in second quarter that led to AU field goal ... Totaled three tackles, two solo, vs. Arkansas ... Against LSU, registered five tackles with one QB hurry before leaving game with injury in the second quarter ... Did not play vs. Ole Miss due to injury, breaking streak of 21 consecutive starts since 2009 freshman season ... Did not play vs. UTC due to injury ... Against Georgia, had one solo tackle with a QB hurry ... Played vs. Alabama but did not have a tackle ... In SEC Championship Game vs. South Carolina, finished with third-most tackles with six and had an interception which halted a Gamecocks' scoring threat at the AU 24-yard line ... Against Oregon in BCS National Championship Game, tallied one solo tackle.

2009 — Ranked T-39th in SEC in tackles per game, 5.4 tpg ... Started all 13 games ... Totaled 70 tackles with 2.5 TFLs and one fumble recovery ... Started at safety in season opener vs. Louisiana Tech ... Recorded AU's only interception of the game, making a leaping grab at the AU 2-yard line to halt a Tech scoring threat ... Had three assisted tackles and two QB hurries in SEC opener vs. Mississippi State ... Totaled four solo tackles vs. West Virginia ... Led Tigers with seven tackles vs. Ball State ... Also registered half a sack (minus 12 yards) and 1.5 TFLs (minus 14 yards) vs. Ball State ... Tied career high with seven tackles against Tennessee ... Six of his seven stops vs. the Vols were solo ... Had six tackles, with five solo, against Arkansas ... Against Kentucky, Set season-high with eight tackles with six solo stops ... Had a QB hurry to go with four assisted tackles vs. LSU ... Against Ole Miss, tied for team lead with nine tackles ... Also recovered a fumble and broke up one pass vs. Rebels ... In limited action vs. Furman, totaled two tackles, both solo ... Finished with three tackles vs. Georgia ... Finished with seven tackles, five solo, including a TFL (minus 5 yards) vs. Alabama ... In Outback Bowl vs. Northwestern, recorded seven tackles, including six solo stops, with one pass break-up.

HIGH SCHOOL — High School Coach: Scott Samsel ... Collected 90 tackles and four interceptions and had nearly 900 yards of total offense as a senior ... Named to the MHSAA All-Region 1 Class 5A team ... Selected for the Commercial Appeal Shelby Metro All-Suburban team ... Named the BankPlus Player of the Week by the DeSoto Times following a 49-22 victory over Horn Lake in which he had 107 total yards and three touchdowns, 10 tackles and an interception.

PERSONAL — Born Nov. 27, 1990 ... Son of Michael and Weslynn Bates ... Major: Undecided.

BATES' CAREER DEFENSIVE STATS

YEAR	G/GS	TT	UT	AT	TFL-YDS	QBS-YDS	FF/FR	PD	I/YDS
2009	13/13	70	46	24	2.5-19	0.5-12	0/1	4	1/0
2010	12/9	48	31	17	1.0-1	0.0-0	2/0	0	1/0
Totals	25/22	118	77	41	3.5-20	0.5-12	2/1	4	2/0

BATES' CAREER GAME HIGH STATS

	No.	Opponent	Date
Tackles	10	Arkansas State	9/4/10
Tackles for Loss	1.5	Ball State	9/26/09
Sacks	0.5	Ball State	9/26/09

BATES' GAME-BY-GAME DEFENSIVE STATS

DATE	OPPONENT	TT	UT	AT	PD	INT-YDS
9/5/09	* LOUISIANA TECH	3	1	2	1	1-0
9/12/09	* MISSISSIPPI STATE	3	0	3	0	0-0
9/19/09	* WEST VIRGINIA	4	4	0	0	0-0
9/26/09	* BALL STATE	7	5	2	1	0-0
10/3/09	* at Tennessee	7	6	1	0	0-0
10/10/09	* at Arkansas	6	5	1	0	0-0
10/17/09	* KENTUCKY	8	6	2	0	0-0
10/24/09	* at LSU	4	0	4	0	0-0
10/31/09	* OLE MISS	9	5	4	1	0-0
11/7/09	* FURMAN	2	2	0	0	0-0
11/14/09	* at Georgia	3	1	2	0	0-0
11/27/09	* ALABAMA	7	5	2	0	0-0
1/1/10	* Northwestern (Outback)	7	6	1	1	0-0

DATE	OPPONENT	TT	UT	AT	PD	INT-YDS
9/4/10	* ARKANSAS STATE	10	7	3	0	0-0
9/9/10	* at Mississippi State	3	3	0	0	0-0
9/18/10	* CLEMSON	5	3	2	0	0-0
9/25/10	* SOUTH CAROLINA	5	3	2	0	0-0
10/2/10	* LOUISIANA-MONROE	1	0	1	0	0-0
10/9/10	* at Kentucky	8	6	2	0	0-0
10/16/10	* ARKANSAS	3	2	1	0	0-0
10/23/10	* LSU	5	2	3	0	0-0
10/30/10	at Ole Miss				DID NOT PLAY	
11/6/10	CHATTANOOGA				DID NOT PLAY	
11/13/10	* GEORGIA	1	1	0	0	0-0
11/26/10	at Alabama	0	0	0	0	0-0
12/4/10	South Carolina (SECCG)	6	3	3	0	1-0
1/10/11	Oregon (BCSNCG)	1	1	0	0	0-0



T'SHARVAN #DB
BELL 22
 6-0 • 180 • So. • 1L
 Kissimmee, Fla. (Osceola)
 Management

2010 — Appeared in 11 games with three starts and totaled 38 tackles with 3.5 TFLs and one INT ... T-3rd on team in PBU's (4) ... In season opener vs. Arkansas State, registered half a TFL (minus 1 yard) to go with two total tackles and one PBU ... Played but did not register a tackle in SEC opener at Mississippi State ... Against Clemson, totaled three tackles with two solo stops ... Against South Carolina, had first career fumble recovery to with two tackles ... Fumble recovery led to go-ahead TD in 4th quarter ... Against ULM, made first career start and posted five tackles ... Also had PBU vs. ULM ... Against Kentucky, recorded career-high of six tackles, all solo stops ... Against Arkansas, left game in first half with injury ... Missed three games due to injury ... Against Georgia, returned from injury and recorded three tackles, all solo stops ... Against Alabama, posted career bests with three tackles, one sack and two TFLs ... First career solo sack came late in fourth quarter on third down with Alabama at the AU 36-yard line to take Tide out of field goal range ... Also had a pair of PBU's with last coming on Crimson Tide's final drive of game ... Part of AU defense that held Alabama to 67 yards total offense in second half ... In SEC Championship Game vs. South Carolina, set career high and led team with nine tackles including six solo stops ... Also picked off a pass and returned it 10 yards for AU touchdown ... Was first INT return

2010 AUBURN FOOTBALL - THE PLAYERS

for score of career ... Against Oregon in BCS National Championship Game, started and totaled five tackles, all solo, with 1.0 TFL for minus 1 yard.

2009 — Appeared in 13 games ... Recorded one solo tackle in season opener vs. Louisiana Tech ... Recorded first career INT vs. Mississippi State ... Had one solo stop vs. West Virginia ... Notched first TFL (0.5) vs. Arkansas for minus 2 yards ... Also had season best two tackles vs. Razorbacks ... Matched season best with two tackles vs. Georgia ... In Outback Bowl vs. Northwestern, registered season-high with a pair of interceptions including one pass picked off in the end zone ... Did not have a tackle vs. Northwestern.

2008 — Redshirted.

HIGH SCHOOL — High School Coach: Jeff Rolson ... Passed for 930 yards and 10 touchdowns as a senior ... Carried 47 times for 606 yards (12.9 average) and seven touchdowns ... Recorded 17 total touchdowns along with seven interceptions defensively, including two for touchdowns ... Class 5A first team all-state, all-Central Florida and all-Oceola County selection as a senior ... Orlando Touchdown Club Offensive Player of the Week (Nov. 12) ... As a junior, scored eight times on offense and had eight interceptions on defense ... Ranked No. 26 nationally among safeties by Scout.com ... Ranked No. 30 nationally among athletes by Rivals.com ... The No. 31-ranked defensive back nationally and the No. 23-ranked prospect from Florida in the *SuperPrep* Florida 111 ... Ranked as the No. 24 prospect in the state of Florida by the *Orlando Sentinel*.

PERSONAL — Born Sept. 22, 1989 ... Son of Bertia Williams and Earl Bell ... Major: Management.

BELL'S CAREER DEFENSIVE STATS

YEAR	G/GS	TT	UT	AT	TFL-YDS	QBS-YDS	FF/FR	PD	I/YDS
2009	13/0	9	7	2	0.5-2	0.0-0	0/0	3	3-3
2010	11/3	38	29	9	3.5-7	1.0-4	0/1	4	1-10
Totals	24/3	47	36	11	4.0-9	1.0-4	0/1	7	4-13

BELL'S CAREER GAME HIGH STATS

	No.	Opponent	Date
Tackles	9	South Carolina (SECCG)	12/4/10
Interceptions	1	2x (last vs. South Carolina (SECCG))	12/4/10

BELL'S GAME-BY-GAME DEFENSIVE STATS

DATE	OPPONENT	TT	UT	AT	PD	INT-YDS
9/5/09	LOUISIANA TECH	1	1	0	0	0-0
9/12/09	MISSISSIPPI STATE	1	1	0	1	1-0
9/19/09	WEST VIRGINIA	1	1	0	0	0-0
9/26/09	BALL STATE	1	1	0	0	0-0
10/3/09	at Tennessee	0	0	0	0	0-0
10/10/09	at Arkansas	2	1	1	0	0-0
10/17/09	KENTUCKY	0	0	0	0	0-0
10/24/09	at LSU	0	0	0	0	0-0
10/31/09	OLE MISS	0	0	0	0	0-0
11/7/09	FURMAN	0	0	0	0	0-0
11/14/09	at Georgia	2	2	0	0	0-0
11/27/09	ALABAMA	1	0	1	0	0-0
1/1/10	Northwestern (Outback)	0	0	0	2	2-0

DATE	OPPONENT	TT	UT	AT	PD	INT-YDS
9/4/10	ARKANSAS STATE	2	0	2	1	0-0
9/9/10	at Mississippi State	0	0	0	0	0-0
9/18/10	CLEMSON	3	2	1	0	0-0
9/25/10	SOUTH CAROLINA	2	0	2	0	0-0
10/2/10	* LOUISIANA-MONROE	5	4	1	1	0-0
10/9/10	* at Kentucky	6	6	0	0	0-0
10/16/10	ARKANSAS	0	0	0	0	0-0
10/23/10	LSU					DID NOT PLAY
10/30/10	at Ole Miss					DID NOT PLAY
11/6/10	CHATTANOOGA					DID NOT PLAY
11/13/10	GEORGIA	3	3	0	0	0-0
11/26/10	at Alabama	3	3	0	2	0-0
12/4/10	* South Carolina (SECCG)	9	6	3	0	1-10
1/10/11	* Oregon (BCSNCG)	5	5	0	0	0-0



**DEANGELO
BENTON**

#3

WR

6-2 • 201 • So. • 1L
Bastrop, La. (Bastrop)
Undecided

2010 — Appeared in nine games, primarily on special teams ... Saw playing time in season opener vs. Arkansas State, but did not record a catch ... Did not play in SEC opener at Mississippi State ... Played but did not have a reception vs. Clemson ... Saw limited snaps vs. South Carolina ... Against ULM, caught first pass of season with a 15-yard grab ... Against UK, saw playing time but left game due to injury ... Missed four games due to injury ... Returned from injury vs. Georgia and saw limited snaps ... Played vs. Alabama primarily on special teams ... Saw playing time vs. South Carolina in SEC Championship game on special teams ... Played on special teams vs. Oregon in BCS National Championship Game.

2009 — Appeared in 12 games ... Saw playing time, but did not record a catch in season opener vs. Louisiana Tech and SEC opener vs. Mississippi State ... Recorded first catch vs. Furman ... Totaled six grabs for 88 yards with a long catch of 26 yards vs. Furman ... Played, but did not have a catch vs. Alabama or Northwestern in Outback Bowl.

HIGH SCHOOL — High School Coach: Brad Bradshaw ... Honored as the 2006 Class 4A MVP after hauling in 40 catches for 947 yards and 15 touchdowns in leading Bastrop to its second straight state title ... Averaged 23.6 yards per catch his senior season ... Named a high school All-American by Parade Magazine and SuperPrep in 2006 ... Caught 41 passes for 869 yards and 11 touchdowns as a junior in 2005 ... Earned 4A all-state honors as a junior ... Named to the Rivals.com Rivals100, Scout.com Hot 100 and ESPN.com 150 ... Ranked as the nation's seventh-best wide receiver by Rivals.com and Scout.com, and the third-best prospect from Louisiana by Rivals.com ... Member of the Baton Rouge Advocate Super Dozen, New Orleans Times Picayune's Blue-Chip List and Atlanta Journal-Constitution Super Southern 100 following senior season.

PERSONAL — Born Nov. 17, 1987 ... Major: Undecided.

BENTON'S CAREER RECEIVING STATS

YEAR	G/GS	NO	YDS	AVG	TD	LP/OPPONENT
2009	12/0	6	88	14.7	0	26/Furman
2010	9/0	1	15	15.0	0	15/ULM
Totals	21/0	7	103	14.7	0	26/Furman

BENTON'S GAME-BY-GAME RECEIVING STATS

DATE	OPPONENT	REC	YDS	AVG	TD	TD REC
9/5/09	LOUISIANA TECH	0	0	0.0	0	--
9/12/09	MISSISSIPPI STATE	0	0	0.0	0	--
9/19/09	WEST VIRGINIA	0	0	0.0	0	--
9/26/09	BALL STATE	0	0	0.0	0	--
10/3/09	at Tennessee					DID NOT PLAY
10/10/09	at Arkansas	0	0	0.0	0	--
10/17/09	KENTUCKY	0	0	0.0	0	--
10/24/09	at LSU	0	0	0.0	0	--
10/31/09	OLE MISS	0	0	0.0	0	--
11/7/09	FURMAN	6	88	14.7	0	--
11/14/09	at Georgia	0	0	0.0	0	--
11/27/09	ALABAMA	0	0	0.0	0	--
1/1/10	Northwestern (Outback)	0	0	0.0	0	--

2010 AUBURN FOOTBALL - THE PLAYERS

DATE	OPPONENT	REC	YDS	AVG	TD	TD REC
9/4/10	ARKANSAS STATE	0	0	0.0	0	--
9/9/10	at Mississippi State			DID NOT PLAY		
9/18/10	CLEMSON	0	0	0.0	0	--
9/25/10	SOUTH CAROLINA	0	0	0.0	0	--
10/2/10	LOUISIANA-MONROE	1	15	15.0	0	--
10/9/10	at Kentucky	0	0	0.0	0	--
10/16/10	ARKANSAS			DID NOT PLAY		
10/23/10	LSU			DID NOT PLAY		
10/30/10	at Ole Miss			DID NOT PLAY		
11/6/10	CHATTANOOGA			DID NOT PLAY		
11/13/10	GEORGIA	0	0	0.0	0	--
11/26/10	at Alabama	0	0	0.0	0	--
12/4/10	South Carolina (SECCG)	0	0	0.0	0	--
1/10/11	Oregon (BCSNCG)	0	0	0.0	0	--



MIKE #66
BERRY OL
 6-3 • 316 • Sr. • 3L
 Antioch, Tenn. (Brentwood Academy)
 Graduate (May '10)

CAREER — Had 35 career starts and appeared in 45 games ... Started 32 consecutive games dating back to 2008 vs. West Virginia ... Part of offense that became the first AU team to ever rush for 300 yards or more in six straight SEC games during 2010 season.

2010 — *SEC Offensive Lineman of the Week (11/13)* ... Started all 14 games ... Part of o-line that has allowed 23 sacks in 296 pass attempts this season ... In season opener vs. Arkansas State, made 19th consecutive start and helped Tigers roll up 608 yards of offense ... Tigers' o-line led rushing attack to 367 yards and just one sack in 16 pass attempts ... In SEC opener at Mississippi State, started and helped Tigers total 190 rushing yards and average 5.2 yards per play ... Against Clemson, started and helped AU roll up 424 yards total offense including 221 rushing yards ... O-line allowed two sacks in 14 pass attempts vs. Clemson ... Started vs. South Carolina and helped Tigers rush for 334 yards against league's best run defense ... O-line allowed one sack on 21 pass attempts and Tigers averaged 6.3 yards per play vs. Gamecocks ... Against ULM, helped Tigers post third consecutive game with at least 220 yards rushing as AU rushed for 233 yards ... Tigers had just 11 negative yards rushing vs. ULM ... Against Kentucky, part of o-line did not allow a sack in 21 pass attempts and allowed just 10 negative yards in 52 rushing plays ... O-line helped Tigers rush for 311 yards, marking the third time this season AU has crossed the 300-yard rushing mark ... Against Arkansas, helped Tigers set all-time high points (65) vs. an SEC team ... Part of o-line that paved way for 330 yards rushing and allowed a pair of sacks in 15 pass attempts ... Against LSU, part of o-line that rolled up 440 yards rushing, the most ever against an LSU defense and the fifth-most by an AU team ... Against Ole Miss, helped offense rush for 343 yards and amass 572 yards total offense marking fifth time this season Tigers have surpassed 500 yards total offense ... Against UTC, helped Tigers total 628 yards offense as AU put up 41 points in first half ... AU offense averaged 11.6 yards per play and 9.8 yards per rush ... Against Georgia, helped Tigers total 463 yards of offense with 315 rushing ... Part of o-line that has helped AU score 48 points or more in six games this season ... Against Alabama, helped AU offense overcome slow start and total 332 yards of offense and score 28 points over the final three quarters ... Helped Tigers run for 118 yards in the second half ... In SEC Championship Game vs. South Carolina, helped Auburn rack up 589 yards total offense with 238 yards rushing and 351 passing ... Tigers averaged 8.3 yards per play and set SEC Championship Game record with 21 points in a quarter (first) ... Auburn also set SEC Championship Game record with 56 total points and the 39-point margin of victory ... Against Oregon in BCS National Championship Game, helped Tigers rush for 254 yards and amass 519 yards total offense.

2009 — *SEC Academic Honor Roll* ... Started all 13 games ... Had 48.5 knockdown blocks on the season and part of line that allowed 21 sacks in 364 pass attempts ... Started at

guard in season opener vs. Louisiana Tech and helped Tigers roll up 301 yards rushing and did not allow a sack on 27 passing attempts ... Registered six knockdown blocks vs. Tech ... Against Mississippi State, did not allow a sack in 24 pass attempts ... Totaled 4.5 knockdown blocks vs. Mississippi State ... Played every snap vs. West Virginia and totaled three knockdown blocks ... Finished 2.5 knockdown blocks vs. Ball State ... Registered six knockdown blocks and did not allow a sack against Tennessee ... Against Arkansas, led offensive linemen with 10 knockdown blocks ... Had five knockdown blocks and helped Tigers rush for 220 yards vs. Kentucky ... Had one knockdown block vs. LSU ... Totaled 2.5 knockdown blocks vs. Ole Miss ... Totaled eight knockdown blocks in one half of play vs. Furman ... Part of o-line that helped Tigers to 332 yards total offense and 21 points vs. Alabama ... Helped paved way to 420 yards total offense vs. Northwestern in Outback Bowl.

2008 — Played in every game and started at RG in last five games of season ... His season-best overall grade was 90 percent vs. UT Martin ... Saw limited action against Louisiana-Monroe, grading at 86 percent overall on 19 snaps ... Graded at 83 percent overall on six offensive snaps against Arkansas ... Started first career game (right guard) vs. West Virginia ... Played 66 snaps vs. WVU, grading out at 85 percent overall ... Started at RG and posted the second best overall o-line grade at 89 percent on 71 snaps vs. Ole Miss ... Had five rodeo blocks and one cockroach block vs. Rebels ... Played 65 snaps in third start of season at RG vs. UT Martin ... Posted a 90 percent overall grade vs. Skyhawks with five rodeo, one cockroach and two pancake blocks ... Against Georgia, played 70 snaps and recorded an 84 percent overall grade with four rodeo and one pancake block.

2007 — Played in six games ... Made first career start in season opener at right guard ... Started in first three games ... In 72 plays, posted a 96 percent on assignments and 81 percent grade overall vs. Kansas State ... Played 72 snaps against South Florida, earning an overall grade of 81 percent, including 93 percent on assignments ... Action in 67 plays against Mississippi State, graded out at 98 percent on assignments and 79 percent overall ... Three snaps against New Mexico State ... Played 42 snaps vs. Tennessee Tech, grading out at 79 percent overall.

2006 — Redshirted.

HIGH SCHOOL — High School Coach: Carlton Flatt ... As a senior, did not allow a sack and had 85 pancake blocks ... Had 235 pancake blocks during his four-year career ... Named to the Rivals.com Rivals 250 ... Ranked as the No. 15 offensive guard in the country and the No. 3 player in the state of Tennessee by Rivals.com ... Named to the Rivals.com Preseason Tennessee Top 20 (No. 12) ... Ranked 30th among offensive guards by ESPN.com ... Attended the same high school as former Auburn FB Jake Slaughter, K John Vaughn and P Kody Bliss, former OL King Dunlap and DS Pete Compton.

PERSONAL — Born Aug. 9, 1988 ... Son of George Berry and Kathy Douglas ... Received degree in May 2010 in Public Administration.



EMORY #80
BLAKE WR
 6-1 • 192 • So. • 1L
 Austin, Texas (Stephen F. Austin)
 Undecided

CAREER — Set AU record for longest play from scrimmage along with QB Cam Newton on a 94-yard catch and run for a TD vs. ULM (10/2/10).

2010 — Played in 14 games with six starts ... Led team in TD receptions (8) ... Shared longest pass play in SEC with QB Cam Newton (94 yds vs. ULM) ... Third on team in receptions (33) and yards (554) ... In SEC opener vs. Mississippi State, took pass from Newton 39-yards for first-career TD which gave AU a 7-0 first-quarter lead ... Finished game vs. MSU with two receptions with a game-high 39 yards ... Started vs. Clemson but did not have a reception ... Against South Carolina, had season-high three catches for 33 yards including a 12-yard TD catch-and-run in 4th quarter ... Against ULM, started and posted career-high 101 yards receiving on two catches including an AU record 94-yard TD catch and run ... Started and made two catches for 28 yards and one TD vs. Arkansas ... TD came on 15-yard pass from Cam Newton that gave AU 44-43 lead in fourth quarter ... Against Ole Miss, set career high with six catches ... Totaled 88 yards receiving with a long grab of 28 yards ... Against UTC, hauled in three passes for 45 yards including a 20-yard TD recep-

2010 AUBURN FOOTBALL - THE PLAYERS

tion ... Against Georgia, led Tigers with 64 receiving yards and tied for team-high with three catches ... Had long catch of 26 yards ... Against Alabama, had team-high three catches totaling 39 yards with a 36-yard TD grab ... The scoring catch was AU's first of game and came with 5:08 left in the second quarter ... In SEC Championship Game vs. South Carolina, caught five passes for 63 yards with one touchdown ... TD catch came on 7-yard pass from Cam Newton that gave AU 49-14 lead in fourth quarter ... Against Oregon in BCS National Championship Game, tied for team high with 54 receiving yards on four catches including a 30-yard TD catch that gave AU 16-11 lead in second quarter ... In last six games, averaged four receptions and 58.8 yards per game with four TD's ... With a TD catch in last three games of season is first AU player to accomplish the feat since Ben Obomanu in 2004

2009 — Appeared in 11 games with one start ... Had a catch in four consecutive games to end the season ... Saw playing time, but did not have a reception in season opener vs. Louisiana Tech ... Notched first career reception vs. LSU, a 16-yard grab ... Hauled in five passes for 32 yards vs. Furman ... Had one reception for 8 yards vs. Georgia ... Grabbed one pass for 7 yards vs. Alabama ... Had a 3-yard catch vs. Northwestern in Outback Bowl.

HIGH SCHOOL — High School Coach: Rodney Vincent ... As a senior, caught 64 passes for 936 yards and nine touchdowns, while rushing for 643 yards and four scores on 74 carries ... Named the 2008 District 25-5A Offensive MVP ... Had 22 grabs for 412 yards and five scores in just six games as a junior, while also carrying 38 times for 289 yards and two TDs ... Caught 28 passes for 525 yards and four touchdowns as a sophomore ... Ranked 42nd nationally among wide receivers ends and 39th on the Texas Postseason Top 100 by Rivals.com ... Listed as the nation's No. 72 wide receiver by ESPN.com/Scouts, Inc. ... Named to the Orlando Sentinel's 2008 All-Southern football team ... Selected to the All-Midlands Region team by PrepStar.

PERSONAL — Born July 18, 1991 ... Son of Jeff and Lewanna Blake ... Father was an NFL quarterback for 14 years ... Major: Undecided.

BLAKE'S CAREER RECEIVING STATS

YEAR	G/GS	NO	YDS	AVG	TD	LP/OPPONENT
2009	11/1	9	66	7.3	0	16/LSU
2010	14/6	33	554	16.8	8	94/ULM
Totals	25/7	42	620	14.8	8	94/ULM


BLAKE'S CAREER GAME HIGH STATS

	No.	Opponent	Date
Receptions	6	Ole Miss	10/30/10
Receiving Yards	101	ULM	10/2/10
TDs	1	8x (last vs. Oregon [BCSNCG])	1/10/11

BLAKE'S GAME-BY-GAME RECEIVING STATS

DATE	OPPONENT	REC	YDS	AVG	TD	TD REC
9/5/09	LOUISIANA TECH	0	0	0.0	0	--
9/12/09	MISSISSIPPI STATE			DID NOT PLAY		
9/19/09	WEST VIRGINIA			DID NOT PLAY		
9/26/09	BALL STATE	0	0	0.0	0	--
10/3/09	at Tennessee	0	0	0.0	0	--
10/10/09	at Arkansas	0	0	0.0	0	--
10/17/09	KENTUCKY	0	0	0.0	0	--
10/24/09	at LSU	1	16	16.0	0	--
10/31/09	OLE MISS	0	0	0.0	0	--
11/7/09	FURMAN	5	32	7.8	0	--
11/14/09	at Georgia	1	8	8.0	0	--
11/27/09	ALABAMA	1	7	7.0	0	--
1/1/10	Northwestern (Outback)	1	3	3.0	0	--

DATE	OPPONENT	REC	YDS	AVG	TD	TD REC
9/4/10	ARKANSAS STATE	0	0	0.0	0	--
9/9/10	* at Mississippi State	2	39	19.5	1	39
9/18/10	* CLEMSON	0	0	0.0	0	--
9/25/10	SOUTH CAROLINA	3	33	11.0	1	12
10/2/10	LOUISIANA-MONROE	2	101	50.5	1	94
10/9/10	at Kentucky	0	0	0.0	0	--
10/16/10	* ARKANSAS	2	28	19.0	1	15
10/23/10	LSU	0	0	0.0	0	--
10/30/10	* at Ole Miss	6	88	14.7	0	--
11/6/10	* CHATTANOOGA	3	45	15.0	1	20
11/13/10	GEORGIA	3	64	21.3	0	--
11/26/10	at Alabama	3	39	13.0	1	36
12/4/10	South Carolina (SECCG)	5	63	12.6	1	7
1/10/11	Oregon (BCSNCG)	4	54	13.5	1	30



MIKE

#93

BLANC

DL

6-4 • 297 • Sr. • 2L

Pompano Beach, Fla. (Deerfield Beach)

Graduate

2010 — Named SEC Defensive Lineman of the Week (9/25) ... Appeared in 14 games and totaled 26 tackles with 4.5 TFLs and 2.5 sacks ... Totaled three tackles with half a TFL, a blocked PAT and one QBH vs. Arkansas State in season opener ... The blocked PAT was first block of career ... In SEC opener vs. Mississippi State, registered half a sack for minus 4 yards and totaled one assisted tackle ... Against Clemson, recorded a season-high four tackles, all solo ... The four tackles matched season total entering game ... Against South Carolina, had season-high seven tackles, first career fumble recovery and a PBU ... The seven stops were most since setting career high of nine vs. UGA in 2009 ... Against ULM, did not record a tackle and had a QB hurry in limited action ... Against Kentucky, totaled two tackles with one solo stop ... Against Arkansas, set career high with two sacks (minus 10 yards) and finished with three tackles with a pair of QB hurries ... Against LSU, had half a TFL and two total tackles ... Played vs. Ole Miss but did not have a tackle ... Saw playing time vs. UTC but did not record a tackle in limited action ... Against Georgia, had one QB hurry but did not register a tackle ... Played vs. Alabama but did not have a tackle ... Part of AU defense that held Alabama to 67 yards total offense in second half ... In SEC Championship Game vs. South Carolina, had one tackle and was part of AU defense that held Gamecocks to 153 yards total offense in second half ... Against Oregon in BCS National Championship Game, totaled three tackles, two solo, with 1.0 TFL for minus 1 yard.

2009 — Had a TFL in eight of 13 games ... Appeared in 13 games with 11 starts ... Recorded a sack (minus 5 yards) to go with two total tackles in season opener vs. Louisiana Tech ... Sack vs. Tech was first since Ole Miss game in 2008 ... Started at defensive tackle vs. Mississippi State and registered four tackles and a pair of QB hurries ... Forced a fumble, registered one sack (minus 4 yards) and had two solo tackles in win vs. West Virginia ... Forced fumble was first of career ... Against Ball State, had half a sack (minus 3 yards) ... Recorded a pair of pass break-ups (first of career) to go with one solo tackle vs. Tennessee ... Tied season high of four tackles, all solo, against Arkansas ... Also had 1.5 TFLs (minus 2 yards) with one pass break-up vs. Razorbacks ... Against Kentucky, racked up half a TFL (minus 1 yard) and four tackles ... Set career high with seven tackles vs. LSU ... Also had half a sack (minus 5 yards) and one TFL (minus 6 yards) vs. LSU ... Totaled four tackles with one QB hurry vs. Ole Miss ... Saw limited time vs. Furman, recording one QB hurry ... Against Georgia, recorded a career-best and team-high nine tackles ... Also had half a TFL (minus 1 yard) ... Against Alabama, registered half a sack (minus 1 yard) to go with five total tackles ... Registered one assisted tackle vs. Northwestern in the Outback Bowl.

2008 — Played in 12 games with six starts ... Finished with 27 tackles, 3.5 TFLs for minus 6 yards and 1.5 sacks for minus 4 yards ... Earned first career start in season opener vs. Louisiana-Monroe ... Started and notched four tackles vs. Southern Miss ... Also had a half a TFL for no gain vs. USM ... Finished with three tackles, two solo, in win vs. Mississippi State ... Against Vanderbilt, had one solo tackle, a TFL for minus 1 yard ... Recorded two tackles, one solo, vs. Arkansas ... Tallied a career-best five tackles with half a TFL for minus 1 yard vs. West Virginia ... Started at nose guard vs. Ole Miss and totaled five tackles, two solo, with 1.5 TFLs for minus 4 yards and half a sack for minus 1 yard ... The half sack was the first of his career ... Had one assisted tackle vs. UT Martin ... Against Georgia, had two total tackles, one solo, and one QB hurry ... Recorded three assisted tackles against Alabama.

2007 — Saw action in 11 games ... Named the Most Improved Defensive Lineman after the spring by the coaches ... Played in first career game at Auburn in opener against K-State ... Had one stop against the Wildcats ... Saw action against South Florida, however, did not record a tackle ... One tackle in SEC lid-lifter against Mississippi State ... Career-best two tackles in Vanderbilt win ... One assisted tackle vs. Ole Miss ... Recorded one solo tackle vs. Tennessee Tech.

2007 SPRING — Named the Most Improved Defensive Lineman after spring by coaches.

2006 — Redshirted.

HIGH SCHOOL — High School Coach: Greg Minnus ... Was a two-way standout and four-year starter for Deerfield Beach ... Led Deerfield Beach to a spot in the Florida Class 6A state championship game ... Selected to play in the Florida North-

2010 AUBURN FOOTBALL - THE PLAYERS

South and Dade-Broward All-Star Games ... Ranked as the No. 60 defensive tackle in the country and the No. 89 player in the state of Florida by Rivals.com.

PERSONAL — Born April 13, 1987 ... Son of Moname Blanc and Mary Bonnet ... Graduated in August 2010 with a degree in Public Administration.

BLANC'S CAREER DEFENSIVE STATS

YEAR	G/GS	TT	UT	AT	TFL-YDS	QBS-YDS	FF/FR	PD	I/YDS
2007	12/0	6	3	3	0.0-0	0.0-0	0/0	0	0-0
2008	12/6	27	11	16	3.5-6	1.5-4	0/0	0	0-0
2009	13/11	44	12	32	6.5-23	3.5-18	1/0	3	0-0
2010	14/0	26	14	12	4.5-15	2.5-14	0/1	1	0/0
Totals	50/17	103	40	63	14.5-44	7.5-36	1/1	4	0-0

BLANC'S CAREER GAME HIGH STATS

	No.	Opponent	Date
Tackles	9	Georgia	11/14/09
Tackles for loss	2.0	Arkansas	10/16/10
Sacks	2.0	Arkansas	10/16/10

BLANC'S GAME-BY-GAME DEFENSIVE STATS

DATE	OPPONENT	TT	UT	AT	TFL-YDS	QBS-YDS
9/1/07	KANSAS STATE	1	1	0	0.0-0	0.0-0
9/8/07	SOUTH FLORIDA	0	0	0	0.0-0	0.0-0
9/15/07	MISSISSIPPI STATE	1	1	0	0.0-0	0.0-0
9/22/07	NEW MEXICO STATE	0	0	0	0.0-0	0.0-0
9/29/07	at Florida	DID NOT PLAY				
10/6/07	VANDERBILT	2	0	2	0.0-0	0.0-0
10/13/07	at Arkansas	0	0	0	0.0-0	0.0-0
10/20/07	at LSU	0	0	0	0.0-0	0.0-0
10/27/07	OLE MISS	1	0	1	0.0-0	0.0-0
11/03/07	TENNESSEE TECH	1	1	0	0.0-0	0.0-0
11/10/07	at Georgia	0	0	0	0.0-0	0.0-0
11/24/07	ALABAMA	DID NOT PLAY				
12/31/08	vs. Clemson (Chick-fil-A)	0	0	0	0.0-0	0.0-0

DATE	OPPONENT	TT	UT	AT	TFL-YDS	QBS-YDS
8/30/08	* LOUISIANA-MONROE	0	0	0	0.0-0	0.0-0
9/6/08	* SOUTHERN MISS	4	2	2	0.5-0	0.0-0
9/13/08	* at Mississippi State	3	2	1	0.0-0	0.0-0
9/20/08	* LSU	0	0	0	0.0-0	0.0-0
9/27/08	TENNESSEE	1	0	1	0.0-0	0.0-0
10/4/08	at Vanderbilt	1	1	0	1.0-1	0.0-0
10/11/08	ARKANSAS	2	1	1	0.0-0	0.0-0
10/23/08	at West Virginia	5	2	3	0.5-1	0.0-0
11/1/08	* at Ole Miss	5	2	3	1.5-4	0.5-1
11/8/08	* TENNESSEE-MARTIN	1	0	1	0.0-0	0.0-0
11/15/08	GEORGIA	2	1	1	0.0-0	0.0-0
11/29/08	at Alabama	3	0	3	0.0-0	0.0-0

DATE	OPPONENT	TT	UT	AT	TFL-YDS	QBS-YDS
9/5/09	LOUISIANA TECH	2	1	1	1.0-5	1.0-5
9/12/09	* MISSISSIPPI STATE	4	1	3	0.0-0	0.0-0
9/19/09	* WEST VIRGINIA	2	2	0	1.0-4	1.0-4
9/26/09	* BALL STATE	1	0	1	0.5-3	0.5-3
10/3/09	* at Tennessee	1	1	0	0.0-0	0.0-0
10/10/09	* at Arkansas	4	3	1	1.5-2	0.0-0
10/17/09	* KENTUCKY	4	0	4	0.5-1	0.0-0
10/24/09	* at LSU	7	0	7	1.0-6	0.5-5
10/31/09	* OLE MISS	4	2	2	0.0-0	0.0-0
11/7/09	* FURMAN	0	0	0	0.0-0	0.0-0
11/14/09	* at Georgia	9	0	9	0.5-1	0.0-0
11/27/09	* ALABAMA	5	2	3	0.5-1	0.5-1
1/1/10	Northwestern (Outback)	1	0	1	0.0-0	0.0-0

DATE	OPPONENT	TT	UT	AT	TFL-YDS	QBS-YDS
9/4/10	ARKANSAS STATE	3	1	2	0.5-0	0.0-0
9/9/10	at Mississippi State	1	0	1	0.5-4	0.5-4
9/18/10	CLEMSON	4	4	0	0.0-0	0.0-0
9/25/10	SOUTH CAROLINA	7	3	4	0.0-0	0.0-0
10/2/10	LOUISIANA-MONROE	0	0	0	0.0-0	0.0-0
10/9/10	at Kentucky	2	1	1	0.0-0	0.0-0
10/16/10	ARKANSAS	3	2	1	2.0-10	2.0-10
10/23/10	LSU	2	1	1	0.5-0	0.0-0
10/30/10	at Ole Miss	0	0	0	0.0-0	0.0-0
11/6/10	CHATTANOOGA	0	0	0	0.0-0	0.0-0
11/13/10	GEORGIA	0	0	0	0.0-0	0.0-0
11/26/10	at Alabama	0	0	0	0.0-0	0.0-0
12/4/10	South Carolina (SECCG)	1	0	1	0.0-0	0.0-0
1/10/11	Oregon (BCSNCG)	3	2	1	1.0-1	0.0-0



JOEL BONOMOLO **#91**
DE

6-3 • 245 • Jr. • TR
Metairie, La. (Fullerton CC/Archbishop Rummel HS)
Philosophy

2010 — Did not play due to injury.

JUNIOR COLLEGE — Junior College Coach: Tim Byrnes ... Ranked No. 29 on the 2010 Rivals.com Junior College Top 50 ... Listed at No. 40 in the SuperPrep Juco 100 ... As a freshman in 2008, had 41 tackles (24 solo), 17 tackles for loss and 9.5 sacks ... Was a second-team All-National Southern Conference selection ... Played in just five games as a sophomore, totaling 13 tackles including five tackles for loss and three sacks.

HIGH SCHOOL — High School Coach: Jay Roth ... As a senior, named honorable mention All-State, All-District MVP and All-Metro after recording 17 sacks ... Also an All-District selection as a junior ... Received team's Ironman award for weightlifting.

PERSONAL — Born July 23, 1988 ... Son of David and Nancy Bonomolo ... Major: Philosophy.



JORRELL BOSTROM **#76**
OL

6-3 • 322 • Sr. • 1L
Nampa, Idaho (Bakersfield JC)
Philosophy

2010 — Played in 13 of 14 games, missing only the ULM game ... Played primarily on special teams.

2009 — Appeared in 12 of 13 games, missing only the Ball State game ... Saw time on offensive line and special teams.

High School — High School Coach: Greg Dawidzik ... All-Conference Defensive Lineman ... MVP Defensive Lineman ... Three-year football letterwinner ... S.I.C. Discus Champion ... Came in fourth at Idaho State ... four-year track letterwinner. Junior College — Played at Bakersfield College ... Southern California Champions in 2007 ... Iron Bowl in 2007.

Personal — Born July 2, 1985 ... Son of Lemont and Jorjette Bostrom ... Major: Philosophy and Education.

2010 AUBURN FOOTBALL - THE PLAYERS



BLAKE BURGESS

#63
OL


6-2 • 278 • RFr. • RS
Vestavia, Ala. (Vestavia Hills)
Theatre

2010 — Played in every game, primarily on special teams.

2009 — Redshirted.

HIGH SCHOOL — High School Coach: Buddy Anderson ... Was an All-State center as a senior in 2008 ... Received the "I Like to Practice Award".

PERSONAL — Born March 8, 1991 ... Son of Sheila Snoddy and Rick Burgess ... Father, Rick, is co-host of syndicated radio show Rick & Bubba ... Grandfather, Bill Burgess, played at Auburn, lettering at fullback in 1962, and later was the head coach for 12 seasons at Jacksonville State ... Major: Theatre.



KODI BURNS

#18
WR

6-2 • 207 • Sr. • 3L
Fort Smith, Ark. (Northside)
Exercise Science

CAREER — With receiving TD vs. Oregon in 2011, rushing TD vs. Northwestern in 2010 and passing TD vs. Clemson in 2007, is the only AU player to account for a rushing, receiving and passing TD in bowl games.

2010 — Started in all 14 games and totaled 11 receptions for 177 yards with 1 TD ... Valuable member of special teams units and as downfield blocker on perimeter ... Started at WR in season opener vs. Arkansas State and had a 3-yard TD run for Auburn's first score of the season ... In SEC opener vs. Mississippi State, completed 22-yard pass to QB Cameron Newton ... Started and rushed one time for 3 yards in limited action vs. ULM ... Against Kentucky, hauled in first pass of season with a sliding 33-yard catch ... The 33-yard catch was a career-long ... Against Arkansas, caught two passes totaling 33 yards with a long catch of 21 yards ... The 33 receiving yards matched career-high ... Started vs. LSU and caught one pass for a loss of 2 yards ... Against Ole Miss, threw a 20-yard TD pass to Cam Newton for AU's first score of the game ... TD pass was first since 2009 (Ole Miss) ... Also matched career high with two catches for 20 yards ... Against UTC, rushed one time for 2 yards and caught two passes for 26 yards with a long of 19 yards ... Started vs. Georgia but did not have a catch ... Against Alabama, matched career best with two receptions totaling 32 yards with a long grab of 19 yards ... In SEC Championship Game vs. South Carolina, rushed twice for 3 yards ... Against Oregon in BCS National Championship Game, only reception was a 35-yard touchdown catch that gave AU 7-3 lead in second quarter ... The 35-yard scoring grab was career long catch and only TD of the season.

2009 — Appeared in 13 games with six starts ... Had five rushing TD's ... All five rushing TDs came from 1-yard out ... In multi-purpose role, rushed for 23 yards with a TD and was 0-for-1 passing in season opener vs. Louisiana Tech ... TD came on 1-yard run and gave AU a 10-7 lead ... Set career best with three rushing TDs and four total TDs in victory over Mississippi State ... All three rushing scores came from 1-yard out ... Also had a 13-yard TD pass ... Became first AU player to account for four TDs since 2003 when RB Carnell Williams rushed for six scores vs. Mississippi State ... Rushed for 10 yards on seven carries and caught one pass for 8 yards vs. West Virginia ... Rushed one time for 2 yards against Ball State before leaving game with injury ... Hit 1-of-3 passes for 17 yards and rushed five times for 16 yards in victory over Tennessee ... Only pass completion vs. UT was to Terrell Zachery to set up AU field goal ... Held to 7 yards rushing on two carries and 0-for-1 on pass attempts vs. Arkansas ... Against Kentucky,

started at WR and totaled 52 yards total offense ... Rushed six times for 37 yards and completed only pass attempt for 15 yards vs. UK ... Rushed for 17 yards on six carries vs. LSU ... Returned to play vs. LSU after having two teeth broken in first quarter ... Against Ole Miss, threw a 14-yard TD pass to Tommy Trott to give Tigers 17-7 third-quarter lead ... Also caught one pass for 8 yards to give AU first down ... Started, but saw limited playing time vs. Furman ... Against Georgia, hauled in first career TD catch for Auburn's first score of game ... TD grab was from 5 yards out and was only catch of game ... Also rushed for 10 yards on three carries vs. Bulldogs ... Netted 5 yards rushing on two carries vs. Alabama ... Against Northwestern in Outback Bowl, caught one pass for 23 yards and had a 1-yard touchdown run ... The 23-yard catch was career-long.

2008 — Played in 10 games with seven starts ... Finished ninth in SEC in total offense (146.1) per game and 10th in passing yards (105.0) per game ... Started season opener vs. Louisiana-Monroe ... For the season, finished with 1,050 yards passing and two touchdowns ... Completed 94-of-179 pass attempts for a 52.5 completion percentage ... Was second on team in rushing vs. ULM with 69 yards on six carries (11.5 avg./c) before leaving game with lower leg injury in third quarter ... Saw limited action vs. Southern Miss due to injury ... Had a 1-yard touchdown run vs. the Golden Eagles in the third quarter ... Hit 4-of-6 passes for 36 yards, including crucial third down conversion of 10 yards on third down to seal victory vs. Tennessee ... Also rushed eight times for 16 yards vs. Vols ... Threw for 28 yards on 2-of-6 passing with a long of 24 yards to Mario Fannin against Vanderbilt ... Started vs. Arkansas, completing 7-of-18 passes for a career-high 119 yards ... Also rushed for a team-high 38 yards on 15 rushing attempts with a TD (3-yard run) ... Took every snap at QB against West Virginia, throwing for a career-highs in completions (13) and attempts (21) ... Had one TD and one pick with 111 yards vs. WVA ... Threw first TD pass of season vs. WVA, a 16-yard screen pass to Brad Lester ... Also rushed for 82 yards on 15 carries vs. WVA with a 9-yard run ... First multi-TD game since Chick-fil-A Bowl vs. Clemson (one rush/one pass TD) ... Set career-highs in pass attempts, completions and yards vs. Ole Miss, going 27-of-43 for 319 yards ... Also rushed for 21 yards on nine carries vs. Rebels ... His 27 completions were three short of total completions for the season (30) and his 319 yards were 10 more than his season total (309) entering the game ... Set a career-high with 158 rushing yards on 13 carries vs. UT Martin ... Had TD runs of 31 and 58 yards vs. Skyhawks ... The 158 yards was the most by an AU QB since Phil Gargis rushed for 160 yards on 24 carries vs. UGA in 1974 ... It was the most in the SEC since UF QB Tim Tebow rushed for 166 yards vs. Ole Miss in 2007 ... Also vs. UT Martin, Burns hit 12-of-20 pass attempts for 130 yards, marking the third straight game with at least a 60 percent completion percentage ... Against Georgia, threw for 179 yards on 16-of-30 passing with one TD ... Also ran for 28 yards on 14 carries vs. UGA ... Against Alabama, threw for 113 yards on 9-of-23 passing.

SPRING 2008 — Received the Offensive MVP Award for A-Day after completing 14-of-21 passes for 142 yards and one touchdown.

2007 — Saw action in nine games ... Made collegiate debut against Mississippi State, rushing for 87 yards on 22 attempts, including a 1-yard touchdown sneak ... Also was 8-for-12 for 65 yards and one interception against the Bulldogs ... Made first career start against New Mexico State, completing 1-of-5 passes including a 58-yard TD strike to Rod Smith in the first quarter ... Was the first Auburn true freshman quarterback to start in a game since Gabe Gross in 1998 ... Was first-ever true freshman quarterback to start under Tommy Tuberville during his 13-year career as a head coach ... Start against New Mexico State marked the earliest in a season (fourth game) that an Auburn true freshman QB started ... Scored Auburn's first touchdown, a 6-yard run, in the first quarter of Auburn's win at Florida ... Did not attempt a pass, while gaining 5 yards on three carries against the Gators ... Gained 4 yards on three rushing attempts and 0-for-1 passing against Vanderbilt ... Took two snaps at Arkansas, rushing for 1 yard on one carry ... One snap against LSU, rushing for 1 yard ... One rush for five yards against Ole Miss ... Led Auburn in rushing with 69 yards and one touchdown and also threw a 22-yard touchdown pass against Clemson in the Chick-fil-A Bowl.

HIGH SCHOOL — High School Coach: Darrell Henry ... Threw for 1,903 yards and 23 TD's as a senior, while rushing for 835 yards and 13 TD's ... Totaled 6,020 yards passing and 65 touchdowns in three years as a starting quarterback ... Named to the Rivals 250 ... Ranked as the No. 8 dual-threat quarterback prospect in the country and the No. 3 overall recruit in Arkansas by Rivals.com ... Ranked 16th among quarterbacks by Espn.com ... Named to the *Atlanta Journal Constitution's* Super Southern 100 and the *Orlando Sentinel's* All-Southern team in 2006 ... Selected as a *Prepstar* All-American recruit ... No. 42 in the Scout Hot 100 ... Named All-State by the Arkansas High School Athletic Association and All Northwest Arkansas by the *Arkansas Democrat Gazette* ...

2010 AUBURN FOOTBALL - THE PLAYERS

DATE	OPPONENT	CMP	ATT	YDS	INT	TD
9/5/09	LOUISIANA TECH	0	1	0	0	0
9/12/09	* MISSISSIPPI STATE	1	1	13	0	1
9/19/09	WEST VIRGINIA	1	2	16	0	0
9/26/09	BALL STATE	0	0	0	0	0
10/3/09	at Tennessee	1	3	17	0	0
10/10/09	* at Arkansas	0	1	0	0	0
10/17/09	* KENTUCKY	1	1	15	0	0
10/24/09	at LSU	0	1	0	0	0
10/31/09	* OLE MISS	1	2	14	0	1
11/7/09	* FURMAN	0	0	0	0	0
11/14/09	at Georgia	0	0	0	0	0
11/27/09	ALABAMA	0	1	0	0	0
1/1/10	* Northwestern (Outback)	0	2	0	2	0

DATE	OPPONENT	CMP	ATT	YDS	INT	TD
9/4/10	* ARKANSAS STATE	0	0	0	0	0
9/9/10	* at Mississippi State	1	2	22	0	0
9/18/10	* CLEMSON	0	0	0	0	0
9/25/10	* SOUTH CAROLINA	0	0	0	0	0
10/2/10	* LOUISIANA-MONROE	0	0	0	0	0
10/9/10	* at Kentucky	0	0	0	0	0
10/16/10	* ARKANSAS	0	1	0	0	0
10/23/10	* LSU	0	0	0	0	0
10/30/10	* at Ole Miss	1	1	20	0	1
11/6/10	* CHATTANOOGA	0	0	0	0	0
11/13/10	* GEORGIA	0	1	0	0	0
11/26/10	* at Alabama	0	0	0	0	0
12/4/10	* South Carolina (SECCG)	0	0	0	0	0
1/10/11	* Oregon (BCSNCG)	0	0	0	0	0



JOSH BYNES #17 LB

6-2 • 235 • Sr. • 3L
Lauderdale Lakes, Fla. (Boyd Anderson)
Human Development and Family Studies

CAREER — Started 35 consecutive games dating back to 2008 ... Has seven double-digit tackle performances ... Seventh player in last 30 years to lead team in tackles in consecutive seasons (2009, 2010) ... 177 tackles in last two seasons is most in two-year span by AU player since Dontarrious Thomas totaled 213 tackles in 2001-02.

2010 — *Associated Press Second-Team All-SEC ... Coaches' First-Team Preseason All-SEC ... First-Team Preseason All-SEC as voted by media ... First-Team Preseason All-SEC according to Sporting News, Lindy's, and Blue Ribbon ... Butkus and Bednarick Award watch lists ... SEC Defensive Player of the Week (9/20) ...* Started all 14 games and led team with 73 tackles ... T-31st in SEC in tackles per game (5.2) ... In season opener vs. Arkansas State, recording six tackles, half a TFL (minus 1 yard), a PBU and three QB hurries ... In SEC opener vs. Mississippi State, totaled six tackles with one QB hurry in defensive effort that held Bulldogs to 246 yards total offense ... Against Clemson, tied career best with 2.0 TFLs (minus 6 yards) and led AU with 11 tackles, one shy of career high ... Against South Carolina, intercepted first pass of season to halt USC scoring drive, had half a sack (minus 2 yards), a forced fumble and six total tackles ... Against ULM, had a pair of tackles in limited snaps ... Against Kentucky, recorded a TFL for minus 1 yard and three total tackles ... Against Arkansas, intercepted two passes in fourth quarter with both picks leading to AU TD's to seal 65-43 victory ... returned first INT 33 yards ... Finished game with eight tackles and one QB hurry ... Against LSU, led AU and tied season-high with 11 tackles, with eight solo stops ... Also had half a sack for minus 5 yards and one QB hurry ... Against Ole Miss, totaled a pair of solo tackles ... Against Georgia, had three tackles, one solo, with one QB hurry ... Against Alabama, totaled 10 tackles with half a TFL (minus 1 yard) with two PBU's and one QB hurry ... Part of AU defense that held Alabama to 67 yards total offense in second half ... In SEC Championship Game vs. South Carolina, totaled three tackles and part of AU defense that held Gamecocks to 153 yards total offense in second half ... Against Oregon in BCS National Championship Game, registered two tackles, both solo stops, with one QB hurry.

2009 — *9th in tackles per game in SEC play, averaging 8.0 per game ... 6th in SEC/T-77th in NCAA in tackles per game, 8.0 tpg ... 20th in SEC in passes defended per game, 0.73 ... T-*

68th in NCAA in solo tackles per game, 4.6 tpg ... Started all 13 games ... Led team with 104 tackles, most by an AU player in eight years ... Started at LB in season opener vs. Louisiana Tech and tied for team lead with eight total tackles ... Tied for team lead with eight tackles vs. Mississippi State ... Picked off QB Geno Smith with less than three minutes left to seal victory over West Virginia ... Finished with career-high 12 tackles vs. WVA, 10 coming on solo stops ... Against Ball State, registered first career fumble recovery, had 1.0 TFL (minus 3 yards) and had six tackles, five solo ... Forced a fumble, broke up two passes, had one QB hurry and finished with nine tackles in win over Tennessee ... Against Arkansas, broke up two passes and totaled eight tackles, with five solo stops ... Against Kentucky, led Tigers with nine tackles, six solo, and first career sack (minus 7 yards) ... Registered a TFL (minus 2 yards) and seven tackles vs. LSU ... Against Ole Miss, broke up one pass and totaled six tackles, four solo ... Against Furman, had one QB hurry and four total tackles in limited snaps ... Broke up a pass, had one TFL (minus 2 yards) and totaled seven tackles vs. Georgia ... Had a TFL (minus 1 yard), a QB hurry and 10 total tackle vs. Alabama ... Seven of 10 tackles were solo ... Against Northwestern in Outback Bowl, recorded 10 tackles with a TFL for minus 1 yard.

2008 — Finished tied for 48th in SEC in tackles per game (4.4) ... Played in 12 games with eight starts ... Finished with fifth-most tackles on team with 53 and a team high three interceptions ... Also had 3.0 TFLs for minus 7 yards ... Tied for second on team with six tackles in season opener vs. Louisiana-Monroe ... Recorded one stop (assisted) vs. Southern Miss ... Had two solo tackles vs. Mississippi ... Played, but did not record a tackle vs. LSU ... Made first career start vs. Tennessee and led team with 11 total tackles, six solo ... Also had one QB hurry vs. Vols ... His 11 tackles vs. UT were two more than season total of nine entering the game ... Against Arkansas, had nine tackles, three solo, and 2.0 TFLs for minus 5 yards and one interception, which was returned for 31 yards ... The INT was the first of his career ... Had five tackles and picked off a pass vs. West Virginia ... INT vs. WVA come on first series of game and ended a WVA scoring threat ... Led team with six solo tackles and totaled eight for the game vs. Ole Miss ... Also had one pass break-up vs. Rebels ... Notched third INT of season with a pick vs. UT Martin in the end zone to end scoring threat ... Against Georgia, totaled five tackles with one TFL for minus 2 yards ... Against Alabama, registered four solo tackles.

2007 — Appeared in five games ... Saw first action against Vanderbilt ... Also played against Ole Miss, Tennessee Tech, Georgia and Clemson in the Chick-fil-A Bowl ... Totaled 10 tackles, with eight solo, and two TFLs ... Recorded four tackles in first career game vs. Vandy ... Followed that with six tackles, five solo, and a forced fumble against Tennessee Tech.

HIGH SCHOOL — High School Coach: Mark James ... Played in just eight games as a senior, totaling 110 tackles, four forced fumbles, three recoveries and two sacks ... Led Boyd Anderson to a 9-3 overall record and to the second round of the state playoffs as a senior ... Earned Broward County Defensive Player of the Year honors in 2006 ... Ranked ninth nationally among inside linebackers and 31st overall in Florida by Rivals.com ... Ranked 25th among all inside linebacker recruits by Espn.com ... Ranked 84th in the Scout National Hot 100 ... Ranked No. 117 in the *Mobile Press Register* Super Southeast 120 ... Played in the Broward County All-Star game in 2006.

PERSONAL — Born Aug. 24, 1989 ... Son of Herbert and Yolanda Bynes ... Major: Human Development and Family Studies.

BYNES' CAREER DEFENSIVE STATS

YEAR	G/GS	TT	UT	AT	TFL-YDS	QBS-YDS	FF/FR	PD	I/YDS
2007	4/0	10	8	2	2.0-4	0.0-0	1/0	0	0-0
2008	12/8	53	24	29	3.0-7	0.0-0	0/0	4	3-33
2009	13/13	104	61	43	6.0-16	1.0-7	0/2	8	1-5
2010	14/14	73	36	37	5.5-16	1.0-7	1/0	4	3-33
Totals	43/35	240	129	111	16.5-43	2.0-14	2/2	16	7-71

BYNES' CAREER GAME HIGH STATS

	No.	Opponent	Date
Tackles	12	West Virginia	9/19/09
Tackles for loss	2.0	Arkansas	10/11/08
Sacks	1.0	Kentucky	10/17/09

2010 AUBURN FOOTBALL - THE PLAYERS

BYNES' GAME-BY-GAME DEFENSIVE STATS

DATE	OPPONENT	TT	UT	AT	TFL-YDS	QBS-YDS
9/1/07	KANSAS STATE				DID NOT PLAY	
9/8/07	SOUTH FLORIDA				DID NOT PLAY	
9/15/07	MISSISSIPPI STATE				DID NOT PLAY	
9/22/07	NEW MEXICO STATE				DID NOT PLAY	
9/29/07	at Florida				DID NOT PLAY	
10/6/07	VANDERBILT	4	3	1	0.0-0	0.0-0
10/13/07	at Arkansas				DID NOT PLAY	
10/20/07	at LSU				DID NOT PLAY	
10/27/07	OLE MISS	0	0	0	0.0-0	0.0-0
11/03/07	TENNESSEE TECH	6	5	1	2.0-4	0.0-0
11/10/07	at Georgia	0	0	0	0.0-0	0.0-0
11/24/07	ALABAMA	0	0	0	0.0-0	0.0-0
12/31/07	Clemson (Chick-fil-A)				DID NOT PLAY	

DATE	OPPONENT	TT	UT	AT	TFL-YDS	QBS-YDS
8/30/08	LOUISIANA-MONROE	6	1	5	0.0-0	0.0-0
9/6/08	SOUTHERN MISS	1	0	1	0.0-0	0.0-0
9/13/08	at Mississippi State	2	2	0	0.0-0	0.0-0
9/20/08	LSU	0	0	0	0.0-0	0.0-0
9/27/08	* TENNESSEE	11	6	5	0.0-0	0.0-0
10/4/08	* at Vanderbilt	2	0	2	0.0-0	0.0-0
10/11/08	* ARKANSAS	9	3	6	2.0-5	0.0-0
10/23/08	* at West Virginia	5	1	4	0.0-0	0.0-0
11/1/08	* at Ole Miss	8	6	2	0.0-0	0.0-0
11/8/08	* TENNESSEE-MARTIN	0	0	0	0.0-0	0.0-0
11/15/08	* GEORGIA	5	1	4	1.0-2	0.0-0
11/29/08	* at Alabama	4	4	0	0.0-0	0.0-0

DATE	OPPONENT	TT	UT	AT	TFL-YDS	QBS-YDS
9/5/09	* LOUISIANA TECH	8	5	3	0.0-0	0.0-0
9/12/09	* MISSISSIPPI STATE	8	2	6	0.0-0	0.0-0
9/19/09	* WEST VIRGINIA	12	10	2	0.0-0	0.0-0
9/26/09	* BALL STATE	6	5	1	1.0-3	0.0-0
10/3/09	* at Tennessee	9	5	4	0.0-0	0.0-0
10/10/09	* at Arkansas	8	4	4	0.0-0	0.0-0
10/17/09	* KENTUCKY	9	6	3	1.0-7	1.0-7
10/24/09	* at LSU	7	3	4	1.0-2	0.0-0
10/31/09	* OLE MISS	6	4	2	0.0-0	0.0-0
11/7/09	* FURMAN	4	1	3	0.0-0	0.0-0
11/14/09	* at Georgia	7	3	4	1.0-2	0.0-0
11/27/09	* ALABAMA	10	7	3	1.0-1	0.0-0
1/1/10	* Northwestern (Outback)	10	6	4	1.0-1	0.0-0

DATE	OPPONENT	TT	UT	AT	TFL-YDS	QBS-YDS
9/4/10	* ARKANSAS STATE	6	3	3	0.5-1	0.0-0
9/9/10	* at Mississippi State	6	3	3	0.0-0	0.0-0
9/18/10	* CLEMSON	11	7	4	2.0-6	0.0-0
9/25/10	* SOUTH CAROLINA	6	0	6	1.0-2	0.5-2
10/2/10	* LOUISIANA-MONROE	2	1	1	0.0-0	0.0-0
10/9/10	* at Kentucky	3	1	2	1.0-1	0.0-0
10/16/10	* ARKANSAS	8	3	5	0.0-0	0.0-0
10/23/10	* LSU	11	8	3	0.5-5	0.5-5
10/30/10	* at Ole Miss	2	2	0	0.0-0	0.0-0
11/6/10	* CHATTANOOGA	0	0	0	0.0-0	0.0-0
11/13/10	* GEORGIA	3	1	2	0.0-0	0.0-0
11/26/10	* at Alabama	10	3	7	0.5-1	0.0-0
12/4/10	* South Carolina (SECCG)	3	2	1	0.0-0	0.0-0
1/10/11	* Oregon (BCSNCG)	2	2	0	0.0-0	0.0-0



WES

#18

BYRUM

K

6-2 • 216 • Sr. • 3L

Ft. Lauderdale, Fla. (St. Thomas Aquinas)
Business

CAREER — Connected on six game-winning field goals, vs. Oregon in BCS National Championship Game in 2011, vs. Clemson in OT and vs. Kentucky both in 2010, vs. Northwestern in OT in 2010 Outback Bowl, at Florida and at Arkansas, both in 2007 ... Three game-winning kicks were walk-off wins, vs. Oregon in 2011, Kentucky in 2010 and Florida in 2007 ... Ranks first in AU history in scoring (363 points), first in points kicking (363), first in field goals made (60), fourth in field goal percentage (74.4), second in PATs (181) and second in PAT attempts (184) ... 5th in SEC for career points with 363 ... Holds AU single-season record with 74 PATs (2010, 74-of-75) ... School single-season record holder for field goal percentage of 93.8 pct. (2009, 15-of-16) ... Hit three field goals in a game eight times ... Holds third-longest streak of consecutive PAT's with 102 from 2008-2010 ... Broke his own record for points by a kicker (99 in 2009) with 123 in 2010, setting new record vs. UGA ... Set AU record for PATs in a season (72) and PAT attempts (73) in 2010.

2010 — SEC Special Teams Player of the Week (10/9) ... Preseason Second-Team All-SEC as voted by media ... Sporting News First-Team Preseason All-SEC ... Groza Award watch list ... Appeared in all 14 games and hit 17-of-22 FG's and 72-of-73 PAT's ... 4th in SEC, 18th in NCAA in scoring (8.8 ppg) ... 2nd in SEC in scoring (kick) at 8.8 ppg ... T-5th in SEC in field goals made (17) ... Three game-winning FG's (Clemson in OT, at UK, vs. Oregon in BCSNCG) ... In season opener vs. Arkansas State, scored 10 points on seven PAT's and one field goal, a 24-yarder ... Also kicked off twice for 69.5 yard average vs. ASU ... Against Mississippi State, connected on two PAT's and 1-of-2 FG attempts ... Hit 34-yard FG in second quarter to give AU 17-7 lead and had 37-yard FG attempt blocked in fourth quarter ... The blocked FG attempt halted a streak of nine consecutive successful FG's, a career-long streak ... Against Clemson, hit game-winning FG from 39 yards out in OT ... Also hit 35-yard FG at end of first half to give AU its first points of game vs. Clemson ... Averaged 66.0 yards on three kickoffs with one touchback vs. Clemson ... Missed on 52 and 23 yard FG attempts vs. South Carolina, but hit five PAT's and averaged 65.8 yards on six kickoffs ... Scored 10 points against ULM, hitting only FG attempt, a 19-yarder, and was 7-for-7 on PAT's ... Against Kentucky, hit game-winning, 24-yard FG as time expired to give AU 37-34 win ... Totaled 13 points vs. UK with a pair of FG's and four PAT's ... Against Arkansas, scored 17 points on three field goals and eight PAT's ... The 17 points were most by an AU kicker since Jaret Holmes scored 17 against UAB in 2006 ... Connected on all three PAT's and hit 1-of-2 FG's vs. LSU ... Against Ole Miss, scored 15 points on three FG's and six PAT's ... Connected on FG's of 25, 35 and 48 yards ... Also recorded one touchback on a KO ... Against UTC, scored seven points all on PAT's and did not attempt a FG ... Against Georgia, scored seven points, all on PAT's, and recovered a surprise onside kick to open the second half ... The recovered onside kick led to an AU TD and was second career recovered onside kick with the last coming vs. Alabama in 2009 ... Against Alabama, scored four points all on PAT's and kicked off five times with one touchback ... In SEC Championship Game vs. South Carolina, scored 8 points all on PAT's and kicked off seven times for a 69.4 average with one touch back ... Against Oregon in BCS National Championship Game, hit 19-yard game-winning field goal as time expired to give AU first national title in 53 years ... Scored 8 points in game, hitting two field goals (28, 19) and a pair of PAT's ... Hit 31 of last 37 FG attempts dating back to 2009.

2009 — Auburn Special Teams MVP ... Named Lou Groza National Semi-Finalist ... Named SEC Special Teams Player of the Week (10/5) ... Named Lou Groza Star of the Week (10/5) ... 5th in SEC in scoring (kick) and 6th (overall) in SEC/44th in NCAA (overall), averaging 7.6 ppg ... T-8th in SEC/T-49th in NCAA in FG's made per game, 1.15 ... T-1st in SEC in PAT Pct., 100 pct. ... Phil Steele's Third-Team Midseason All-SEC ... Appeared in all 13 games ... Set school single-season record for PATs made, PATs attempted and tied best percentage mark after hitting 54-of-54 ... Also set single-season school record for highest field goal percentage after hitting 15-of-16 (93.8 pct.) ... Hit 5-of-6 field goals beyond 40 yards ... Was 3-for-3 in FG attempts and 4-4 on PAT tries in season opener vs. Louisiana Tech ... Hit long FG of 49 yards vs. Tech, marking longest FG since hitting 52-yarder on 9/6/08 vs. Southern Miss ... Three FG's also tied career best for the fifth time ... Also kicked off four

2010 AUBURN FOOTBALL - THE PLAYERS

times for 64.8 average vs. Tech ... Did not attempt a FG vs. Mississippi State ... Hit both FG attempts vs. West Virginia, connecting from 46 and 42 yards out ... Connected on only FG attempt vs. Ball State, from 32 yards out ... Against Tennessee, accounted for 14 of team's 26 points hitting 4-of-5 FG attempts and a pair of PAT's ... The four FG's made and five attempts were both career highs ... Only miss came from 46 yards out and was first of season ... Hit only FG attempt of game, connecting from 37-yards out for AU's first score of the game vs. Arkansas ... Also kicked off one time for a touchback vs. Hogs ... Hit a 24-yard field goal and one PAT vs. LSU ... Against Ole Miss, connected on 36-yard field goal in first quarter and four PAT attempts ... Did not attempt a FG vs. Furman, but did go 9-for-9 in PAT's ... Hit only FG try vs. Georgia, connecting from 37 yards out ... Against Alabama, did not attempt a FG but converted surprise inside kick which led to AU touchdown and 14-0 lead in first quarter ... Converted all three PAT's vs. Crimson Tide ... Against Northwestern in Outback Bowl, connected on a 21-yard FG in overtime that proved to be game winner ... The 21-yarder was only FG attempt of game ... Also hit five PAT's and averaged 66.0 yards on six kickoffs with one touchback vs. Northwestern.

2008 — *Second Team Preseason Media All-SEC ... Athlon Sports Preseason First Team All-SEC* ... Finished sixth in SEC in FG percentage (57.9), 10th in scoring field goals (5.0) and tied for fifth in field goals made per game (1.0) ... Hit 11-of-19 field goals tries with a long of 52 yards ... Connected on 2-of-3 field goal attempts in season opener vs. Louisiana-Monroe ... Also had four kickoffs vs. ULM with a 66.8 yard average ... Hit both FG attempts vs. Southern Miss including a career-long of 52 yards ... Also made good from 23 yards out vs. Golden Eagles ... Averaged 63.5 yards on two kickoffs vs. USM ... Went 1-of-3 on FG attempts vs. Mississippi State, converting on 35-yard attempt for Auburn's only points in 3-2 win ... Averaged 61.3 yards on three KO's vs. Mississippi State ... Did not attempt a FG vs. LSU, but was 3-for-3 on PAT tries ... Hit only PAT try vs. UT, but missed 35 yard FG attempt ... Missed first PAT of season at Vanderbilt, had hit on 34 straight until miss ... Connected on 2-of-3 FG attempts vs. Arkansas, hitting from 45 and 36 yards ... Hit 19-yard FG and missed 44-yard FG attempt vs. West Virginia ... Also kicked off three times for a 62.3 yard average vs. WVA ... Averaged 67.0 yards on two kickoff's vs. Ole Miss ... Did not have a FG attempt vs. Rebels ... Hit 3-of-4 FG attempts with a long of 48 yards vs. UT Martin ... Also averaged 60.8 yards on four kickoffs vs. UT Martin ... Missed only attempts, from 42 yards, vs. Georgia.

2007 — *Collegefootballnews.com's Freshman All-America Third Team ... Scout.com Second Team Freshman All-America Team ... Sporting News Honorable Mention Freshman All-America* ... Led Auburn in scoring with 86 points ... Tied for fifth in the SEC in field goal percentage (73.9 percent) and tied for fifth in field goals made (17) ... Nailed two game-winning field goals both with less than 30 seconds remaining on the clock and both on the road ... Named *SEC Special Teams Player of the Week* (Oct. 1) after booting 43-yard game-winning field goal as time expired in 20-17 upset at No. 4 Florida ... Had initially made kick, however, Florida called timeout prior to the snap, forcing Byrum to make the kick a second time ... Also had a 30-yard field goal in the third quarter to give Auburn a 17-3 lead ... Booted 20-yard field goal with 21 seconds remaining at Arkansas to give Tigers' a 9-7 win ... Connected 3-of-5 field goals against the Razorbacks ... In first career game at Auburn, connected on three field goals and scored 11 points ... Hit first three FG attempts from 20, 39 and 31, before missing from 47 in the fourth quarter ... Nailed all three field goals against South Florida, including a career-long 49 yards ... 46-yarder with 2:54 in regulation gave AU a 20-17 lead and 39-yarder in overtime gave the Tigers a short-lived 23-20 lead ... Nailed a pair of field goals (22, 33) vs. Georgia ... Hit one of two FG attempts vs. Alabama ... Missed 43-yarder vs. Tide snapped streak of six straight FGs made ... Had at least one field goal made in last six games ... Made one field goal from 36 yards to give Auburn the first lead of the game against Clemson in the Chick-fil-A Bowl.

HIGH SCHOOL — High School Coach: George Smith ... Kicked 79-of-91 kickoffs for touchbacks and connected on 74-of-75 extra point attempts his senior year ... Converted 11-of-15 field goals including a long of 48 yards in 2006 ... Ranked second among kickers by Rivals.com and Espn.com ... Named first-team All-Broward County by the *Miami Herald* ... Named FSWA 5A All-State ... Selected by the *Florida Times Union* to the Florida Super 75 ... Named a *PrepStar* All-American recruit ... Selected to play in the Offense-Defense All-American Bowl.

PERSONAL — Born March 18, 1989 ... Son of Donna and Richard Mallion ... Major: Business.

BYRUM'S CAREER KICKING STATS

YEAR	FG-A	Pct.	0-19	20-29	30-39	40-49	50+	PAT	PTS
2007	17-23	73.9	0-0	5-5	9-10	3-8	0-0	35-36	86
2008	11-19	57.9	2-2	2-3	3-6	3-7	1-1	22-23	55
2009	15-16	93.8	1-1	5-5	4-4	5-6	0-0	54-54	99
2010	17-22	77.3	3-3	6-7	5-8	3-3	0-1	72-73	123
Totals	60-80	75.0	6-6	18-20	21-28	14-24	1-2	184-187	363

BYRUM'S CAREER GAME HIGH STATS

	No.	Opponent	Date
FG Attempts	5	2x (last vs. Tennessee)	10/3/09
FGs Made	4	vs. Tennessee	10/3/09

2007 Field Goal Sequence (Made/Missed):

KANSAS STATE: 20, 39, 31, 47

SOUTH FLORIDA: 49, 46, 39

MISSISSIPPI STATE: ---

NEW MEXICO STATE: 48

at Florida: 30, 43

VANDERBILT: ---

at Arkansas: 22, 36, 38, 46, 20

at LSU: 22

OLE MISS: 36

TENNESSEE TECH: ---

at Georgia: 22, 33

ALABAMA: 37, 43

Clemson (Chick-fil-A): 36, 44

2008 Field Goal Sequence (Made/Missed):

LOUISIANA-MONROE: 33, 32, 19

SOUTHERN MISS: 52, 23

at Mississippi State: 35, 42, 22

LSU: ---

TENNESSEE: 35

at Vanderbilt: ---

ARKANSAS: 45, 36, 33

at West Virginia: 19, 44

at Ole Miss: ---

UT-MARTIN: 48, 44, 46, 24

GEORGIA: 42

at Alabama: ---

2009 Field Goal Sequence (Made/Missed):

LOUISIANA TECH: 29, 49, 47

MISSISSIPPI STATE: --

WEST VIRGINIA: 46, 42

BALL STATE: 32

at Tennessee: 29, 43, 46, 19, 22

at Arkansas: 37

KENTUCKY: --

at LSU: 24

OLE MISS: 36

FURMAN: --

at Georgia: 37

ALABAMA: --

Northwestern (Outback): 21

2010 Field Goal Sequence (Made/Missed):

ARKANSAS STATE: 24

at Mississippi State: 34, 37

CLEMSON: 35, 39

SOUTH CAROLINA: 52, 23

LOUISIANA-MONROE: 19

at Kentucky: 38, 19, 24

ARKANSAS: 43, 26, 28

LSU: 42, 39

at Ole Miss: 25, 35, 48

CHATTANOOGA: --

GEORGIA: --

at Alabama: --

vs. South Carolina (SECCG): 36

vs. Oregon (BCSNCG): 28, 19

2010 AUBURN FOOTBALL - THE PLAYERS



QUINDARIUS

#9

CARR

WR

6-1 • 186 • Jr. • 2L
Huntsville, Ala. (Huntsville)
Criminology

CAREER — Averaging 36.7 yards per TD reception, with 46, 48 and 16-yard scoring catches.

2010 — Appeared in 14 games with one start and three catches for 103 yards and two TDs ... 9th in SEC in punt return average (5.7) ... Led all receivers with a career-best 87 yards in season opener vs. Arkansas State ... Hauled in two catches vs. ASU including a 48-yard TD grab ... The 48-yard catch was longest of career ... Also totaled 47 yards on five punt returns with a long of 18 yards ... Finished second on team with 134 all-purpose yards vs. ASU ... Played in SEC opener at Mississippi State but did not have a catch ... Totaled 11 yards on two punt returns vs. MSU ... Against Clemson, played but did not have a catch ... Returned two punts for 6 yards vs. Clemson ... Had one punt return for 10 yards vs. South Carolina ... Against ULM, only catch was a 16-yard TD grab in second quarter ... Returned three punts for 26 yards ... Saw playing time vs. Kentucky but did not have a catch nor have a punt return ... Against Arkansas, returned one punt for minus 5 yards and did not have a catch ... Played but did not have a catch or punt return vs. LSU ... Had just one punt return vs. Ole Miss, for a loss of 2 yards ... Against UTC, returned three punts for 23 yards with a long return of 12 yards ... Played vs. Georgia but did not have a punt return or reception ... Against Alabama, started at WR and had one punt return for minus 8 yards ... Played vs. South Carolina in SEC Championship Game but did not return a punt or have a reception ... Played vs. Oregon in BCS National Championship Game but did not have catch or punt return.

2009 — Appeared in 13 games with two starts, catching two passes for 78 yards ... Saw playing time but did not record a catch vs. Louisiana Tech and Mississippi State ... Recorded one 32-yard reception vs. Arkansas ... Made first career start vs. Alabama ... Against Northwestern in Outback Bowl, hauled in career-long pass of 46 yards for a score to give Tigers 21-7 lead in second quarter ... TD grab was first of career.

2008 — Played in every game, catching six passes for 63 yards with a long of 28 yards ... Hauled in first career reception, for 6 yards, in season opener vs. Louisiana-Monroe ... Had one catch for eight yards vs. Southern Miss ... Had one catch for 28 yards vs. Mississippi State ... Caught one pass for seven yards vs. West Virginia ... Had one 8-yard reception vs. Ole Miss ... Caught a 6-yard pass vs. UT Martin.

2007 — Redshirted

HIGH SCHOOL — High School Coach: Kevin Wieseman ... Named first-team Huntsville All-City and named Offensive Player of the Year for the city of Huntsville in 2006 ... Elected a team captain his senior season ... Ranked the No. 38 wide receiver in the nation and the No. 13 overall recruit in Alabama by Rivals.com ... Placed 139th among wide receivers by Espn.com ... Named *Birmingham News* All-State and ASWA all-state honorable mention in 2006 ... *Huntsville Times* Elite 11 recruit before his senior season.

PERSONAL — Born May 1, 1989 ... Son of Jovita and Kelvin Carr ... Major: Criminology.

CARR'S CAREER RECEIVING STATS

YEAR	G/GS	NO	YDS	AVG	TD	LP/OPPONENT
2008	12/0	6	63	10.5	0	28/Mississippi State
2009	13/2	2	78	39.0	1	46/Northwestern
2010	14/1	3	103	34.3	2	48/Arkansas State
Totals	39/3	11	244	22.2	3	48/Arkansas State

CARR'S CAREER PUNT RETURN STATS

YEAR	G/GS	NO	YDS	AVG	TD	LP/OPPONENT
2010	14/0	19	108	5.7	0	18/Arkansas State

CARR'S GAME-BY-GAME RECEIVING STATS

DATE	OPPONENT	REC	YDS	AVG	TD	TD REC
8/30/08	LOUISIANA-MONROE	1	6	6.0	0	--
9/6/08	SOUTHERN MISS	1	8	8.0	0	--
9/13/08	at Mississippi State	1	28	28.0	0	--
9/20/08	LSU	0	0	0.0	0	--
9/27/08	TENNESSEE	0	0	0.0	0	--
10/4/08	at Vanderbilt	0	0	0.0	0	--
10/11/08	ARKANSAS	0	0	0.0	0	--
10/23/08	at West Virginia	1	7	7.0	0	--
11/1/08	at Ole Miss	1	8	8.0	0	--
11/8/08	TENNESSEE-MARTIN	1	6	6.0	0	--
11/15/08	GEORGIA	0	0	0.0	0	--
11/29/08	at Alabama	0	0	0.0	0	--

DATE	OPPONENT	REC	YDS	AVG	TD	TD REC
9/5/09	LOUISIANA TECH	0	0	0.0	0	--
9/12/09	MISSISSIPPI STATE	0	0	0.0	0	--
9/19/09	WEST VIRGINIA	0	0	0.0	0	--
9/26/09	BALL STATE	0	0	0.0	0	--
10/3/09	at Tennessee	0	0	0.0	0	--
10/10/09	at Arkansas	1	32	32.0	0	--
10/17/09	KENTUCKY	0	0	0.0	0	--
10/24/09	at LSU	0	0	0.0	0	--
10/31/09	OLE MISS	0	0	0.0	0	--
11/7/09	FURMAN	0	0	0.0	0	--
11/14/09	at Georgia	0	0	0.0	0	--
11/27/09	* ALABAMA	0	0	0.0	0	--
1/1/10	* Northwestern (Outback)	1	46	46.0	1	46

DATE	OPPONENT	REC	YDS	AVG	TD	TD REC
9/4/10	ARKANSAS STATE	2	87	43.5	1	48
9/9/10	at Mississippi State	0	0	0.0	0	--
9/18/10	CLEMSON	0	0	0.0	0	--
9/25/10	SOUTH CAROLINA	0	0	0.0	0	--
10/2/10	LOUISIANA-MONROE	1	16	16.0	1	16
10/9/10	at Kentucky	0	0	0.0	0	--
10/16/10	ARKANSAS	0	0	0.0	0	--
10/23/10	LSU	0	0	0.0	0	--
10/30/10	at Ole Miss	0	0	0.0	0	--
11/6/10	CHATTANOOGA	0	0	0.0	0	--
11/13/10	GEORGIA	0	0	0.0	0	--
11/26/10	* at Alabama	0	0	0.0	0	--
12/4/10	South Carolina (SECCG)	0	0	0.0	0	--
1/10/11	Oregon (BCSNCG)	0	0	0.0	0	--

CARR'S GAME-BY-GAME PUNT RETURN STATS

DATE	OPPONENT	NO	YDS	AVG	TD	TD RET
9/4/10	ARKANSAS STATE	5	47	9.4	0	--
9/9/10	at Mississippi State	2	11	5.5	0	--
9/18/10	CLEMSON	2	6	3.0	0	--
9/25/10	SOUTH CAROLINA	1	10	10.0	0	--
10/2/10	LOUISIANA-MONROE	3	26	8.7	0	--
10/9/10	at Kentucky	0	0	0.0	0	--
10/16/10	ARKANSAS	1	-5	-5.0	0	--
10/23/10	LSU	0	0	0.0	0	--
10/30/10	at Ole Miss	1	-2	-2.0	0	--
11/6/10	CHATTANOOGA	3	23	7.7	0	--
11/13/10	GEORGIA	0	0	0.0	0	--
11/26/10	* at Alabama	1	-8	-8.0	0	--
12/4/10	South Carolina (SECCG)	0	0	0.0	0	--
1/10/11	Oregon (BCSNCG)	0	0	0.0	0	--

2010 AUBURN FOOTBALL - THE PLAYERS



ANTOINE CARTER

#45
DE

6-4 • 256 • Sr. • 3L
Ft. Lauderdale, Fla. (Dillard)
Liberal Arts

2010 — *Associated Press Second-Team All-SEC* ... Appeared in 13 games with 12 starts and totaled 33 tackles with 4.5 sacks and T11.0 TFLs ... Set career highs in tackles, TFLs and sacks ... Second on team in TFLs and sacks ... Started season opener vs. Arkansas State and led Tigers with career-best 2.5 sacks (minus 20 yards) and 3.5 TFLs (minus 23 yards) ... Totaled four tackles and one QB hurry vs. ASU ... The 2.5 sacks were the most by an AU player since Quentin Groves' 3.0 vs. Florida in 2006 ... In SEC opener at Mississippi State, tied career high with five total tackles ... Also registered half a sack for minus 4 yards vs. Bulldogs ... Against Clemson, had game-high seven QB hurries to go with five tackles, tying career high, and one TFL (minus 4 yards) ... Also had first PBU since 2007 ... Against South Carolina, did not have a tackle breaking streak of 20 consecutive games played with at least one tackle ... Did register four QB hurries vs. USC ... Did not play vs. ULM ... Against Kentucky, tallied half a sack for minus 2 yards and four total tackles ... Had a pair of QB hurries vs. Arkansas ... Against LSU, registered 1.5 TFLs for minus 5 yards to go with two total tackles ... Against Ole Miss, had a TFL for minus 2 yards to go with a pair of solo tackles ... Against Georgia, had first career forced fumble, 2.0 TFLs for minus 10 yards, 1.0 sacks for minus 9 yards, two QB hurries and four tackles, all solo ... Against Alabama, totaled four tackles, three solo, with a forced fumble that ended an Alabama scoring threat in the second quarter ... Stripped ball away from Alabama running back Mark Ingram after chasing Ingram 41 yards from line of scrimmage on a play viewed as momentum turn in game as AU rallied from 24-0 deficit to win 28-27 ... Part of AU defense that held Alabama to 67 yards total offense in second half ... In SEC Championship Game vs. South Carolina, had one tackle and one QB hurry and was part of AU defense that held Gamecocks to 153 yards total offense in second half ... Against Oregon in BCS National Championship Game, had two solo tackles with a TFL for minus 4 yards and one PBU.

2009 — Appeared in 10 games with seven starts ... Totaled 30 tackles with 4.5 TFLs and 1.5 sacks ... Missed first three games of season due to injury ... Returned to play against Ball State ... Had three tackles, two solo, vs. Ball State ... Against Tennessee, only tackle of game was a TFL (minus 3 yards) ... Notched first sack of season (minus 8 yards) for only tackle vs. Arkansas ... Against Kentucky, earned first start of season and had career-high five tackles with a pair of QB hurries ... Had four tackles, three solo, with one TFL (minus 7 yards) vs. LSU ... Registered half a sack and two total tackles vs. Ole Miss ... Notched half a TFL (minus 2 yards) and a pair of tackles in abbreviated action vs. Furman ... Totaled four tackles, two solo, vs. Georgia ... Against Alabama, had half a TFL (minus 2 yards), a QB hurry and tied career-best with five total tackles ... Totaled three tackles against Northwestern in the Outback Bowl.

2008 — Played in 10 games with one start ... Totaled 16 tackles, 2.5 sacks with eight QB hurries ... Finished with fifth-most TFLs on team with 6.5 and fourth-most TFL yardage at minus 32 yards ... Registered one QB hurry and two total tackles in season opener vs. Louisiana-Monroe ... Had one solo tackle vs. Southern Miss ... In limited action, had one QB hurry in win vs. Mississippi State ... Recorded one solo tackle and one QB hurry vs. LSU ... Turned in strong game vs. Tennessee, with 1.5 TFLs (minus 1 yard) including half a sack and two QB hurries ... Finished with three total tackles vs. Vols ... Had two stops, one solo, vs. Vanderbilt ... Did not play vs. Arkansas & West Virginia due to injury ... Returned from injury and recorded a solo sack for minus 8 yards vs. Ole Miss ... Had first career start vs. UT Martin, recording three tackles, all solo and all tackles for loss ... Had one sack for minus 11 yards and two TFLs for a combined minus 10 yards vs. UT Martin ... Against Georgia, had one tackle, a TFL for minus 2 yards and one QB hurry ... Against Alabama, totaled two tackles, one solo.

2007 — *Coaches' All-SEC Freshman Team* ... Saw action in all 13 contests ... Sixth on team with 4.0 tackles for loss (-23) and fifth with 1.5 quarterback sacks (-16) ... Was a presence in South Florida backfield, registering three tackles, including one quarterback sack (-11) and three quarterback hurries against the Bulls ... Career-best four tackles including 1.5 tackles for loss (-6) against New Mexico State ... Three stops including 1.5 tackles for loss (-6) and 0.5 sacks (-5) versus Vanderbilt ... Two tackles at LSU ... Registered two assisted tackles vs. Tennessee Tech... Recorded two solo tackles against Clemson in the Chick-fil-A Bowl.

HIGH SCHOOL — High School Coach: Otis Gray ... Totaled 76 tackles and eight sacks in his senior year after transferring to Dillard High School ... Tallied 24 sacks in his junior season at Bay Point High School, earning him FSWA All-State honors ... Named First-Team All-Broward county and 5A FSWA All-State honorable mention as a senior ... Ranked 34th among strong side defensive ends and 68th overall in the state of Florida by Rivals.com ... Selected to play in the Florida North/South All-Star game after his senior season ... Named to the *South Florida Sun-Sentinel's* Broward County All-Star team.

PERSONAL — Born Dec. 21, 1989 ... Son of Michael and Barbara Carter ... Major: Liberal Arts.

CARTER'S CAREER DEFENSIVE STATS

YEAR	G/GS	TT	UT	AT	TFL-YDS	QBS-YDS	FF/FR	PD	I/YDS
2007	13/0	16	8	8	4.0-23	1.5-16	0/0	1	0/0
2008	10/1	16	11	5	6.5-32	2.5-19	0/0	0	0/0
2009	10/7	30	16	14	4.5-28	1.5-14	0/0	0	0/0
2010	13/12	33	19	14	11.0-54	4.5-35	2/0	2	0/0
Totals	46/20	95	54	41	26.0-137	10.0-84	2/0	3	0/0

CARTER'S CAREER GAME HIGH STATS

	No.	Opponent	Date
Tackles	5	4x (last vs. Clemson)	9/18/10
Tackles for loss	3.5	Arkansas State	9/4/10
Sacks	2.5	Arkansas State	9/4/10

CARTER'S GAME-BY-GAME DEFENSIVE STATS

DATE	OPPONENT	TT	UT	AT	TFL-YDS	QBS-YDS
9/1/07	KANSAS STATE	0	0	0	0.0-0	0.0-0
9/8/07	SOUTH FLORIDA	3	2	1	1.0-11	1.0-11
9/15/07	MISSISSIPPI STATE	0	0	0	0.0-0	0.0-0
9/22/07	NEW MEXICO STATE	4	2	2	1.5-6	0.0-0
9/29/07	at Florida	0	0	0	0.0-0	0.0-0
10/6/07	VANDERBILT	3	1	2	1.5-6	0.5-5
10/13/07	at Arkansas	0	0	0	0.0-0	0.0-0
10/20/07	at LSU	2	1	1	0.0-0	0.0-0
10/27/07	OLE MISS	0	0	0	0.0-0	0.0-0
11/03/07	TENNESSEE TECH	2	0	2	0.0-0	0.0-0
11/10/07	at Georgia	0	0	0	0.0-0	0.0-0
11/24/07	ALABAMA	0	0	0	0.0-0	0.0-0
12/31/07	Clemson (Chick-fil-A)	2	2	0	0.0-0	0.0-0

DATE	OPPONENT	TT	UT	AT	TFL-YDS	QBS-YDS
8/30/08	LOUISIANA-MONROE	2	1	1	0.0-0	0.0-0
9/6/08	SOUTHERN MISS	1	1	0	0.0-0	0.0-0
9/13/08	at Mississippi State	0	0	0	0.0-0	0.0-0
9/20/08	LSU	1	1	0	0.0-0	0.0-0
9/27/08	TENNESSEE	3	1	2	1.5-0	0.5-0
10/4/08	at Vanderbilt	2	1	1	0.0-0	0.0-0
10/11/08	ARKANSAS				DID NOT PLAY	
10/23/08	at West Virginia				DID NOT PLAY	
11/1/08	at Ole Miss	1	1	0	1.0-8	1.0-8
11/8/08	* TENNESSEE-MARTIN	3	3	0	3.0-21	1.0-11
11/15/08	GEORGIA	1	1	0	1.0-2	0.0-0
11/29/08	at Alabama	2	1	1	0.0-0	0.0-0

DATE	OPPONENT	TT	UT	AT	TFL-YDS	QBS-YDS
9/5/09	LOUISIANA TECH				DID NOT PLAY	
9/12/09	MISSISSIPPI STATE				DID NOT PLAY	
9/19/09	WEST VIRGINIA				DID NOT PLAY	
9/26/09	BALL STATE	3	2	1	0.0-0	0.0-0
10/3/09	at Tennessee	1	1	0	1.0-3	0.0-0
10/10/09	at Arkansas	1	1	0	1.0-8	1.0-8
10/17/09	* KENTUCKY	5	1	4	0.0-0	0.0-0
10/24/09	* at LSU	4	3	1	1.0-7	0.0-0
10/31/09	* OLE MISS	2	1	1	0.5-6	0.5-6
11/7/09	* FURMAN	2	0	2	0.5-2	0.0-0
11/14/09	* at Georgia	4	2	2	0.0-0	0.0-0
11/27/09	* ALABAMA	5	2	3	0.5-2	0.0-0
1/1/10	* Northwestern (Outback)	3	3	0	0.0-0	0.0-0

2010 AUBURN FOOTBALL - THE PLAYERS

DATE	OPPONENT	TT	UT	AT	TFL-YDS	QBS-YDS
9/4/10	* ARKANSAS STATE	4	3	1	3.5-23	2.5-20
9/9/10	* at Mississippi State	5	0	5	0.5-4	0.5-4
9/18/10	* CLEMSON	5	3	2	1.0-4	0.0-0
9/25/10	* SOUTH CAROLINA	0	0	0	0.0-0	0.0-0
10/2/10	LOUISIANA-MONROE	DID NOT PLAY				
10/9/10	* at Kentucky	4	1	3	0.5-2	0.5-2
10/16/10	* ARKANSAS	0	0	0	0.0-0	0.0-0
10/23/10	* LSU	2	1	1	1.5-5	0.0-0
10/30/10	* at Ole Miss	2	2	0	1.0-2	0.0-0
11/6/10	CHATTANOOGA	0	0	0	0.0-0	0.0-0
11/13/10	* GEORGIA	4	4	0	2.0-10	1.0-9
11/26/10	* at Alabama	4	3	1	0.0-0	0.0-0
12/4/10	* South Carolina (SECCG)	1	0	1	0.0-0	0.0-0
1/10/11	* Oregon (BCSNCG)	2	2	0	1.0-4	0.0-0



NEIL CAUDLE #19
QB

6-3 • 198 • Sr. • 1L
Hoover, Ala. (Spain Park)
Building Science

2010— Appeared in all 14 games, completing 1-of-1 pass attempts for 42 yards ... Holder on all FG and PAT attempts ... In season opener vs. Arkansas State, completed only pass attempt for career-long of 42 yards to set up second quarter TD ... Completion was to Darvin Adams from the ASU 44-yard line to the ASU 2-yard line ... Had career-long rush of 35 yards against UTC, which gave Tigers more than 300 rushing yards for school-record sixth consecutive game ... Holder on game-winning FG in national championship game vs. Oregon.

2009 — **SEC Academic Honor Roll** ... Appeared in five games completing 15-of-20 passes for 170 yards with one TD and one INT ... Saw limited play in season opener vs. Louisiana Tech ... Against Ball State, hit 2-of-3 passes for 19 yards and scored on a 52-yard run in fourth quarter ... Threw first-career TD pass, a 1-yarder to Philip Lutzenkirchen, vs. LSU ... Hit 3-of-5 passes for 34 yards overall vs. LSU with a career-long completion of 17 yards, also to Lutzenkirchen ... Started second half vs. Furman and set career-highs in completions and attempts going 10-of-12 and in yardage, throwing for 117 yards ... Led Tigers on three scoring drives vs. Furman.

2008 — **SEC Academic Honor Roll** ... Played in two games, Louisiana-Monroe and UT Martin, completing 4-of-5 pass attempts for 32 yards ... Saw limited snaps in first game vs. Louisiana-Monroe ... Completed 4-of-5 passes for 32 yards vs. UT Martin.

2007 — **SEC Academic Honor Roll** ... Saw action in one game ... Attempted three passes in relief role against Tennessee Tech.


2006 — Redshirted ... Member of the National Society of Collegiate Scholars ... Auburn Football Top 10 Academic Team.

HIGH SCHOOL — High School Coach: Vince DiLorenzo ... Ranked as the nation's No. 7 pro-style quarterback and the No. 8 player in the state of Alabama by Rivals.com ... Rivals.com Rivals 250 ... Ranked as the No. 163 overall player in the country (No. 18 QB) and No. 44 in the Southeast by *Tom Lemming's Prep Football Report* ... Ranked No. 122 on ESPN.com's ESPN 150 and as his No. 10 quarterback ... Ranked as the No. 10 quarterback nationally by Scout.com ... Ranked No. 63 on Collegefootballnews.com's CFN Top 150 ... Ranked eighth on CFN's Top 30 quarterbacks ... Ranked No. 15 nationally among quarterbacks by *PrepStar* ... Ranks 40th on the *Mobile Register's* Super Southeast 120 list of prospects ... Selected to the EA Sports 2005 Elite 11 ... Rated No. 4 on the *Birmingham News* Super Senior 2006 ... Named to the *Atlanta Journal-Constitution* Super Southern 100 ... Injured during the third play of the second game of his senior year but he accounted for over 250 yards and four touchdowns in a victory over Auburn High in the season opener ... Before his injury, had passed for 224 yards, two touchdowns and one interception on 14-of-26 attempts, and added 51 yards rushing on six attempts ... Missed five games as a junior but still had 129 completions, 1,634 passing yards and 15 touchdowns, while rushing for 424 yards on 43 carries with five scores ... Named Spain Park's Offensive Back of the Year as a junior ... Also played baseball at Spain Park and was named to the Birmingham All-Metro baseball team ... Won the Spain Park Leadership Award his senior year.

PERSONAL — Born May 19, 1988 ... Son of Keith and Teresa Caudle ... Major: Building Science.

CAUDLE'S CAREER PASSING STATS

YEAR	G/GS	CMP	ATT	PCT	YDS	INT	TD	LP/OPPONENT
2007	1/0	0	3	.000	---	1	---	---
2008	2/0	4	5	80.0	32	0	---	16/UT Martin
2009	5/0	15	20	75.0	170	1	1	22/Furman
2010	14/0	1	1	100.0	42	0	0	42/Arkansas State
Totals	22/0	20	29	69.0	244	2	1	42/Arkansas State



KENNETH CARTER #92
DT

6-5 • 281 • Fr. • HS
Greenville, Ala. (Greenville)
Undecided

2010 — Appeared in eight games and totaled six tackles with six tackles ... Saw limited snaps in season opener vs. Arkansas State and totaled three tackles with a QB hurry ... Played in SEC opener at Mississippi State but did not record a tackle ... Did not play vs. Clemson ... Did not play vs. South Carolina ... Saw extended playing time vs. ULM, totaling two tackles with career-first TFL (1.0 for minus 5 yards) and fumble recovery ... Also had two QB hurries and totaled two solo tackles ... Did not play vs. Kentucky ... Did not play vs. Arkansas ... Did not play vs. LSU ... Saw playing time vs. Ole Miss but did not have a tackle ... Against UTC, registered one solo tackle ... Did not play vs. Georgia ... Played vs. Alabama but did not have a tackle ... Saw playing time vs. South Carolina in SEC Championship Game and vs. Oregon in BCS National Championship Game but did not have a tackle.

HIGH SCHOOL — High School Coach: Ben Blackmon ... Recorded 76 tackles (45 solo), 16 tackles for loss, two sacks, 21 QB pressures, five forced fumbles, one field goal blocked and an interception returned for a touchdown as a senior ... No. 23-rated defensive tackle and the No. 8 player in Alabama by Rivals.com ... No. 17-rated defensive tackle by Scout.com ... Ranked 35th among defensive tackles by ESPN.com/Scouts Inc. ... No. 5 on the Birmingham News' list of the Alabama Super Seniors ... Ranked as the No. 22 player in Alabama by SuperPrep ... Named to the All-Southeast Region team by PrepStar ... Was a 2009 Alabama-Mississippi All-Star game participant ... Was voted to the 2009 5A All-State team by the Alabama Sports Writers Association ... Voted the 2009 5A Lineman of the Year by the Alabama Sports Writers Association ... Was a member of the "Best of the Rest" on the Mobile Press Register's Elite 18.

PERSONAL — Born Feb. 13, 1991 ... Son of Cynthia Carter ... Major: Undecided.

CARTER'S CAREER DEFENSIVE STATS

YEAR	G/GS	TT	UT	AT	TFL-YDS	QBS-YDS	FF/FR	PD	I/YDS
2010	8/0	6	5	1	1.0-5	0.0-0	0/1	0	0/0

CARTER'S GAME-BY-GAME DEFENSIVE STATS


DATE	OPPONENT	TT	UT	AT	TFL-YDS	QBS-YDS
9/4/10	ARKANSAS STATE	3	2	1	0.0-0	0.0-0
9/9/10	at Mississippi State	0	0	0	0.0-0	0.0-0
9/18/10	CLEMSON	DID NOT PLAY				
9/25/10	SOUTH CAROLINA	DID NOT PLAY				
10/2/10	LOUISIANA-MONROE	2	2	0	1.0-5	0.0-0
10/9/10	at Kentucky	DID NOT PLAY				
10/16/10	ARKANSAS	DID NOT PLAY				
10/23/10	LSU	DID NOT PLAY				
10/30/10	at Ole Miss	0	0	0	0.0-0	0.0-0
11/6/10	CHATTANOOGA	1	1	0	0.0-0	0.0-0
11/13/10	GEORGIA	DID NOT PLAY				
11/26/10	at Alabama	0	0	0	0.0-0	0.0-0
12/4/10	South Carolina (SECCG)	0	0	0	0.0-0	0.0-0
1/10/11	Oregon (BCSNCG)	0	0	0	0.0-0	0.0-0

2010 AUBURN FOOTBALL - THE PLAYERS

CAUDLE'S GAME-BY-GAME PASSING STATS

DATE	OPPONENT	CMP	ATT	YDS	INT	TD	TD Pass
9/5/09	LOUISIANA TECH	0	0	0	0	0	--
9/12/09	MISSISSIPPI STATE	0	0	0	0	0	--
9/19/09	WEST VIRGINIA			DID NOT PLAY			
9/26/09	BALL STATE	2	3	19	1	0	--
10/3/09	at Tennessee			DID NOT PLAY			
10/10/09	at Arkansas			DID NOT PLAY			
10/17/09	KENTUCKY			DID NOT PLAY			
10/24/09	at LSU	3	5	34	0	1	1
10/31/09	OLE MISS			DID NOT PLAY			
11/7/09	FURMAN	10	12	117	0	0	--
11/14/09	at Georgia			DID NOT PLAY			
11/27/09	ALABAMA			DID NOT PLAY			
1/1/10	Northwestern (Outback)			DID NOT PLAY			

DATE	OPPONENT	CMP	ATT	YDS	INT	TD	TD Pass
9/4/10	ARKANSAS STATE	1	1	42	0	0	--
9/9/10	at Mississippi State	0	0	0	0	0	--
9/18/10	CLEMSON	0	0	0	0	0	--
9/25/10	SOUTH CAROLINA	0	0	0	0	0	--
10/2/10	LOUISIANA-MONROE	0	0	0	0	0	--
10/9/10	at Kentucky	0	0	0	0	0	--
10/16/10	ARKANSAS	0	0	0	0	0	--
10/23/10	LSU	0	0	0	0	0	--
10/30/10	at Ole Miss	0	0	0	0	0	--
11/6/10	CHATTANOOGA	0	0	0	0	0	--
11/13/10	GEORGIA	0	0	0	0	0	--
11/26/10	at Alabama	0	0	0	0	0	--
12/4/10	South Carolina (SECCG)	0	0	0	0	0	--
1/10/11	Oregon (BCSNCG)	0	0	0	0	0	--



ED CHRISTIAN #68 OL

6-4 • 277 • Fr. • HS
Valdosta, Ga. (Lowndes)
Journalism

2010 — Did not play.

HIGH SCHOOL — High School Coach: Rick Tomberlin ... Ranked 18th among offensive tackles by ESPN.com/Scouts Inc. ... No. 20-ranked offensive guard by Scout.com ... No. 34-rated offensive tackle by Rivals.com ... Ranked as the No. 26 player in Georgia by SuperPrep ... Named to the All-Southeast Region team by PrepStar ... Played in the 2009 Georgia Athletic Coaches Association North-South All-Star Football Classic...Selected to the 2009 Class 5A All-State Team by the Georgia Sports Writers Association ... Ranked 39th on the Atlanta Journal Constitution Top 50 ... No. 120 on the Mobile Press Register's Super Southeast 120.

PERSONAL — Born Sept. 17, 1991 ... Son of Ansonya and Ed Christian, Sr. ... Major: Journalism.



WADE CHRISTOPHER #28 LB

6-1 • 223 • Sr. • 1L
Vestavia Hills, Ala. (Vestavia Hills)
Pre-Medicine

2010 — Appeared in six games and totaled one tackle ... Pulled double duty vs. ULM, playing offense (fullback) and defense (linebacker) ... Saw time on special teams vs. Kentucky but did not register a tackle ... Played vs. Arkansas but did not have a tack-

le ... Did not play vs. LSU ... Did not play vs. Ole Miss ... Had one solo tackle vs. UTC.

2009 — SEC Academic Honor Roll ... Appeared in six games, totaling two tackles ... In first career action, made one assisted tackle in season opener vs. Louisiana Tech ... Recorded a QB hurry and one tackle vs. Ball State ... Saw playing time but did not record a tackle vs. Tennessee, Arkansas and Furman.

2008 — SEC Academic Honor Roll ... Did not play.

SPRING 2008 — Received the Top Freshman Grade Point Average award.

2007 — Saw limited action ... First collegiate playing time came against South Florida ... Also saw playing time against Tennessee Tech.

HIGH SCHOOL — High School Coach: Buddy Anderson ... Played tailback, linebacker and special teams.

PERSONAL — Born Feb. 16, 1989 ... Son of Lisa and Reid Christopher ... Has one brother, Ryan, 15 ... Grandfather Robert O'Connell played football at Florida State ... Major: Pre-Medicine.

CHRISTOPHER'S CAREER DEFENSIVE STATS

YEAR	G/GS	TT	UT	AT	TFL-YDS	QBS-YDS	FF/FR	PD	I/YDS
2007	2/0	0	0	0	0.0-0	0.0-0	0/0	0	0/0
2009	6/0	2	0	2	0.0-0	0.0-0	0/0	0	0/0
2010	6/0	1	1	0	0.0-0	0.0-0	0/0	0	0/0
Totals	14/0	3	1	2	0.0-0	0.0-0	0/0	0	0/0



STEVEN CLARK #30 P

6-5 • 232 • Fr. • HS
Kansas City, Mo. (Park Hill)
Exercise Science

2010 — Appeared in five games and averaged 34.9 yards on nine punts ... Saw first action of the season vs. Kentucky, punting twice for a 34.0 average ... Punted twice vs. Arkansas for a 39.5 yard average ... Against LSU, punted three times for a 37.3 yard average with one pinned inside the 20 yard line ... Also had a season-long punt of 42 yards ... Against Ole Miss, punted one time for 36 yards, pinning Rebels inside 20-yard line ... Punted one time vs. UTC for 19 yards.

HIGH SCHOOL — High School Coach: Greg Reynolds ... No. 20-ranked place-kicker by Rivals.com ... No. 4-rated kicker by ESPN.com/Scouts Inc. ... Was a 2009 Class 5 First Team All-State selection at punter by the Missouri Football Coaches Association ... Also, played tight end and defensive end in high school...Averaged nearly 40 yards per punt as a junior.

PERSONAL — Born July 20, 1991 ... Son of Diana Perry and Tom Clark ... Major: Exercise Science.

CLARK'S CAREER PUNTING STATS

YEAR	G	NO	YDS	AVG	IN20	LP/OPPONENT
2010	5	9	314	34.9	2	42/LSU

CLARK'S GAME-BY-GAME PUNTING STATS

DATE	OPPONENT	NO	YDS	AVG	IN20	Long
9/4/10	ARKANSAS STATE			DID NOT PLAY		
9/9/10	at Mississippi State			DID NOT PLAY		
9/18/10	CLEMSON			DID NOT PLAY		
9/25/10	SOUTH CAROLINA			DID NOT PLAY		
10/2/10	LOUISIANA-MONROE			DID NOT PLAY		
10/9/10	at Kentucky	2	68	34.0	0	36
10/16/10	ARKANSAS	2	79	39.5	0	40
10/23/10	LSU	3	112	37.3	1	42
10/30/10	at Ole Miss	1	36	36.0	1	36
11/6/10	CHATTANOOGA	1	19	19.0	0	19
11/13/10	GEORGIA			DID NOT PLAY		
11/26/10	at Alabama			DID NOT PLAY		
12/4/10	South Carolina (SECCG)			DID NOT PLAY		
1/10/11	Oregon (BCSNCG)			DID NOT PLAY		

2010 AUBURN FOOTBALL - THE PLAYERS



DREW #20
COLE DB

5-11 • 190 • Jr. • 2L
Picayune, Miss. (HS)
Finance

2010 — Appeared in 10 games and totaled six tackles ... Saw playing time but did not record a tackle in season opener vs. Arkansas State ... Played in SEC opener at Mississippi State and totaled one solo tackle ... Had one tackle vs. Clemson ... Did not play vs. South Carolina ... Against ULM, logged snaps and totaled one solo tackle ... Saw playing time vs. Kentucky ... Played vs. Arkansas but did not have a tackle ... Played but did not record a tackle vs. LSU ... Saw playing time but did not have a tackle vs. Ole Miss ... Against UTC, recorded a career-best three tackles, all solo stops.

2009 — Appeared in four games, missing nine games to injury ... Recorded two tackles in season opener vs. Louisiana Tech ... Also saw playing time vs. Mississippi State and Alabama ... Had one solo tackle vs. Northwestern in Outback Bowl.

2008 — Played in 11 games on special teams with three total tackles ... Totaled two assisted tackles in season opener vs. Louisiana-Monroe ... One solo stop vs. Southern Miss.

HIGH SCHOOL — Had 60 tackles, 16 pass break-ups and five interceptions as a senior, while also rushing for 821 yards and 10 touchdowns ... Named to the Class 4A All-State First Team ... Named to the All-State second team by the *Clarion-Ledger* ... Earned Class 4A First Team All-State honors as a junior after collecting 59 tackles, 16 pass breakups and one interception ... Offensively as a junior, had 82 carries for 601 yards and nine scores ... Sophomore season collected 51 tackles and two interceptions ... Ranked No. 63 nationally among cornerbacks by Rivals.com ... Ranked No. 128 nationally among cornerbacks by Scout.com ... The No. 25-ranked prospect from Mississippi by *SuperPrep* ... Named to *PrepStar's* All-Southeast Region team ...

PERSONAL — Born Feb. 28, 1989 ... Son of Milton Cole and Amanda Walker ... Brother, Milt, was a senior tight end for LSU in 2007. Major: Finance.

COLE'S CAREER DEFENSIVE STATS

YEAR	G/GS	TT	UT	AT	TFL-YDS	QBS-YDS	FF/FR	PD	I/YDS
2008	11/0	3	1	2	0.0-0	0.0-0	0/0	0	0-0
2009	4/0	3	2	1	0.0-0	0.0-0	0/0	0	0-0
2010	10/0	6	6	0	0.0-0	0.0-0	0/0	0	0-0
Totals	25/0	12	9	3	0.0-0	0.0-0	0/0	0	0-0

COLE'S GAME-BY-GAME DEFENSIVE STATS

DATE	OPPONENT	TT	UT	AT	TFL-YDS	QBS-YDS
8/30/08	LOUISIANA-MONROE	2	0	2	0.0-0	0.0-0
9/6/08	SOUTHERN MISS	1	1	0	0.0-0	0.0-0
9/13/08	MISSISSIPPI STATE	0	0	0	0.0-0	0.0-0
9/20/08	LSU	0	0	0	0.0-0	0.0-0
9/27/08	TENNESSEE	DID NOT PLAY				
10/4/08	at Vanderbilt	0	0	0	0.0-0	0.0-0
10/11/08	ARKANSAS	0	0	0	0.0-0	0.0-0
10/23/08	at West Virginia	0	0	0	0.0-0	0.0-0
11/1/08	at Ole Miss	0	0	0	0.0-0	0.0-0
11/8/08	TENNESSEE-MARTIN	0	0	0	0.0-0	0.0-0
11/15/08	GEORGIA	0	0	0	0.0-0	0.0-0
11/29/08	at Alabama	0	0	0	0.0-0	0.0-0

DATE	OPPONENT	TT	UT	AT	TFL-YDS	QBS-YDS
9/5/09	LOUISIANA TECH	2	1	1	0.0-0	0.0-0
9/12/09	MISSISSIPPI STATE	0	0	0	0.0-0	0.0-0
9/19/09	WEST VIRGINIA	DID NOT PLAY				
9/26/09	BALL STATE	DID NOT PLAY				
10/3/09	at Tennessee	DID NOT PLAY				
10/10/09	at Arkansas	DID NOT PLAY				
10/17/09	KENTUCKY	DID NOT PLAY				
10/24/09	at LSU	DID NOT PLAY				
10/31/09	OLE MISS	DID NOT PLAY				
11/7/09	FURMAN	DID NOT PLAY				
11/14/09	at Georgia	DID NOT PLAY				
11/27/09	ALABAMA	0	0	0	0.0-0	0.0-0
1/1/10	Northwestern (Outback)	1	1	0	0.0-0	0.0-0

DATE	OPPONENT	TT	UT	AT	TFL-YDS	QBS-YDS
9/4/10	ARKANSAS STATE	0	0	0	0.0-0	0.0-0
9/9/10	at Mississippi State	1	1	0	0.0-0	0.0-0
9/18/10	CLEMSON	1	1	0	0.0-0	0.0-0
9/25/10	SOUTH CAROLINA	DID NOT PLAY				
10/2/10	LOUISIANA-MONROE	1	1	0	0.0-0	0.0-0
10/9/10	at Kentucky	0	0	0	0.0-0	0.0-0
10/16/10	ARKANSAS	0	0	0	0.0-0	0.0-0
10/23/10	LSU	0	0	0	0.0-0	0.0-0
10/30/10	at Ole Miss	0	0	0	0.0-0	0.0-0
11/6/10	CHATTANOOGA	3	3	0	0.0-0	0.0-0
11/13/10	GEORGIA	DID NOT PLAY				
11/26/10	at Alabama	DID NOT PLAY				
12/4/10	South Carolina (SECCG)	0	0	0	0.0-0	0.0-0
1/10/11	Oregon (BCSNCG)	DID NOT PLAY				



JARED #79
COOPER OL

6-4 • 300 • Jr. • 1L
Brewton, Ala. (W.S. Neal)
History in Education

2010 — Played in every game, primarily on special teams.

2009 — **SEC Academic Honor Roll** ... Saw playing time in every game on special teams ... Had four knockdown blocks in extended playing time vs. Furman.


2008 — **SEC Academic Honor Roll** ... Saw limited playing time in six games ... Logged snaps against Louisiana Monroe in season opener, West Virginia and UT-Martin in non-conference action ... Saw playing time in league action against Ole Miss, Georgia and Alabama.

2007 — Redshirted

HIGH SCHOOL — High School Coach: Blaine Hathcock ... Gave up just one sack in 12 games and graded out at over 90 percent his senior season ... Named ASWA Class 4A Lineman of the Year in 2006 ... Earned *Birmingham News* Super All-State honors ... Listed as the No. 9 prospect in the state of Alabama by the *Birmingham News* ... Selected by the AHSAA to play in the Alabama North/South All-Star game as a junior ... Ranked No. 41 at offensive guard by Espn.com ... Selected to the *Orlando Sentinel's* All-Southern Football Team in 2006 ... Ranked 12th in the *Birmingham News* "Super Seniors" list before the 2006 campaign ... Participated in the Alabama Junior All-Star game after the 2005 season ... Maintained a perfect 4.0 GPA.

PERSONAL — Born September 4, 1988 ... Son of Sue and Keith Cooper ... Major: History in Education.

2010 AUBURN FOOTBALL - THE PLAYERS



JESSEL #33
CURRY LB

6-1 • 214 • Fr. • HS
Buford, Ga. (Buford)
Pre-Nursing Science


2010 — Appeared in six games and totaled nine tackles ... Recorded four tackles with one QB hurry in season opener vs. Arkansas State ... Did not play in SEC opener at Mississippi State ... Had one tackle vs. Clemson ... Saw limited snaps vs. South Carolina ... Against ULM, had one assisted tackle and one QB hurry in extended snaps on defense ... Saw playing time vs. Kentucky but did not record a tackle ... Did not play vs. Arkansas ... Did not play vs. LSU ... Against Ole Miss, totaled three tackles with one solo stop ... Missed last three games (UTC, UGA, ALA).

HIGH SCHOOL — High School Coach: Jess Simpson ... Three start prospect according to Scout.com ... Led Buford to a third straight Class AA state championship as a senior, scoring both touchdowns in a 13-10 victory in the state title game ... Rushed for more than 700 yards and 17 touchdowns as a fullback in 2009 ... Collected more than 100 tackles from his middle linebacker position with five interceptions ... Named the Atlanta Journal-Constitution's Class AA Defensive Player of the Year ... Rated as the nation's No. 23 middle linebacker by Scout.com, and the No. 43 outside linebacker by Rivals.com ... ESPN/Scouts Inc. rates him as the No. 11 fullback in the country ... As a junior in 2008, had 109 tackles, including five for loss in 15 games while helping Buford to a state championship ... Also rushed for 403 yards and 11 touchdowns on 73 attempts ... Caught 21 passes for 332 yards and two scores... Buford won state championship during his sophomore year.

PERSONAL — Born Feb. 7, 1992 ... Son of Buddy and Dawn Curry ... Father, Buddy, played at North Carolina and was a two-time All-Pro and 1980 NFL Defensive Rookie of the Year for the Atlanta Falcons ... Major: Pre-Nursing Science.

CURRY'S CAREER DEFENSIVE STATS

YEAR	G/GS	TT	UT	AT	TFL-YDS	QBS-YDS	FF/FR	PD	I/YDS
2010	6/0	9	3	6	0.0-0	0.0-0	0/0	0	0/0



CHRIS #11
DAVIS CB

5-10 • 182 • Fr. • HS
Birmingham, Ala. (Woodlawn)
Pre-Business

2010 — Played in all 14 games and totaled 19 tackle with three PBU's ... Saw playing time in season opener vs. Arkansas State, registering two solo tackles ... Totaled one solo tackle in SEC opener at Mississippi State ... Registered one solo tackle vs. Clemson ... Played but did not have a tackle vs. South Carolina ... Against ULM, recorded career-best three tackles with a pair of solo stops ... Against Kentucky, matched season high with three tackles, all assisted ... Saw playing time vs. Arkansas but did not have a tackle ... Against LSU, matched season high with three tackles, all solo stops, and had one PBU ... Had a pair of solo tackles vs. Ole Miss ... Against UTC, totaled three tackles, two solo, with a pair of PBU's ... Played vs. Georgia but did not have a tackle ... Saw playing time vs. Alabama but did not have a tackle ... Had one solo tackle in SEC Championship Game vs. South Carolina ... Injured on opening kickoff of BCS National Championship Game vs. Oregon and did not return.

HIGH SCHOOL — High School Coach: Bruce Breland ... No. 31-rated cornerback by Scout.com ... Ranked as the nation's No. 97 athlete by ESPN.com/Scouts Inc. ... Named to the 2009 5A All-State Football Team by the Alabama Sports Writers Association ... Selected as the North and East Area Player of the Year and an All-Metro

Team selection by the Birmingham News ... No. 6 on the Birmingham News' list of the Alabama Super Seniors ... As a senior, had 1,621 all-purpose yards, including 134 carries for 877 yards (6.5 ypc), eight catches for 185 yards, 472 kickoff return yards and 48 punt return yards ... Defensively, had 23 tackles (19 solo) and three pass break-ups while playing part time ... Scored 60 of his team's 109 points in 2009 ... Also excelled in basketball.


PERSONAL — Born Nov. 4, 1990 ... Son of Janice Brown ... Major: Pre-Business.

DAVIS' CAREER DEFENSIVE STATS

YEAR	G/GS	TT	UT	AT	TFL-YDS	QBS-YDS	FF/FR	PD	I/YDS
2010	14/0	19	14	5	0.0-0	0.0-0	0/0	3	0/0

DAVIS' GAME-BY-GAME DEFENSIVE STATS

DATE	OPPONENT	TT	UT	AT	PD	INT-YDS
9/4/10	ARKANSAS STATE	2	2	0	0	0-0
9/9/10	at Mississippi State	1	1	0	0	0-0
9/18/10	CLEMSON	1	1	0	0	0-0
9/25/10	SOUTH CAROLINA	0	0	0	0	0-0
10/2/10	LOUISIANA-MONROE	3	2	1	0	0-0
10/9/10	at Kentucky	3	0	3	0	0-0
10/16/10	ARKANSAS	0	0	0	0	0-0
10/23/10	LSU	3	3	0	1	0-0
10/30/10	at Ole Miss	2	2	0	0	0-0
11/6/10	CHATTANOOGA	3	2	1	2	0-0
11/13/10	GEORGIA	0	0	0	0	0-0
11/26/10	at Alabama	0	0	0	0	0-0
12/4/10	South Carolina (SECCG)	1	1	0	0	0-0
1/10/11	Oregon (BCSNCG)	0	0	0	0	0-0



JUSTIN #52
DELAINE DE

6-5 • 232 • Fr. • HS
Linden, Ala. (Linden)
Undecided

2010 — Did not play.

HIGH SCHOOL — High School Coach: Andro Williams ... No. 103-ranked defensive end by ESPN.com/Scouts Inc. ... No. 31-rated player in Alabama by Rivals.com ... Ranked as the No. 29 player in Alabama by SuperPrep ... Named the No. 30 prospect in Alabama by the Tuscaloosa News ... As a senior, had 46 tackles, eight sacks, seven tackles for loss, two blocked kicks and two fumble recoveries with one returned for a touchdown ... Led his team to a 12-1 record in 2009 ... Totaled approximately a dozen sacks as a junior at Sumter County.

PERSONAL — Born Sept. 20, 1991 ... Son of Rosalyn Delaine ... Major: Undecided.



WATSON #51
DOWNS LB

6-0 • 215 • So. • SQ
Dothan, Ala. (Houston Academy)
Chemical Engineering

2010 — Appeared in two games and totaled six tackles ... Made first appearance vs. Chattanooga, totaling five tackles with four solo stops ... Also saw limited snaps vs. South Carolina in SEC Championship Game, registering one solo tackle.

2009 — Appeared in three games and totaled one tackle ... Saw snaps vs. Mississippi State and had one tackle ... Logged playing time vs. Ball State but did not have a tackle ... Played vs. Furman but did not have a tackle.


2010 AUBURN FOOTBALL - THE PLAYERS

HIGH SCHOOL — High School Coach: Jimmy Addison ... Also earned letters in baseball and basketball ... Named to the 2008 Super 12 Team in baseball.

PERSONAL — Born Sept. 28, 1989 ... Son of Jed and Abby Downs ... Has one sister, Mary Grace, and one brother, James ... Major: Chemical Engineering.

DOWN'S CAREER DEFENSIVE STATS

YEAR	G/GS	TT	UT	AT	TFL-YDS	QBS-YDS	FF/FR	PD	I/YDS
2009	3/0	1	0	1	0.0-0	0.0-0	0/0	0	0/0
2010	2/0	6	5	1	0.0-0	0.0-0	0/0	0	0/0
Totals	5/0	7	5	2	0.0-0	0.0-0	0/0	0	0/0



MICHAEL #5
DYER RB

5-9 • 215 • Fr. • HS
Little Rock, Ark. (Little Rock Christian Academy)
Pre-Business

CAREER — Has four 100-yard rushing performances ... Named Offensive MVP of BCS National Championship Game after rushing for 143 yards, which is 10th-highest rushing total by a freshman in AU history ... Holds the AU freshman rushing record with 1,093 yards, eclipsing mark of 829 yards by Bo Jackson in 1982 ... Along with QB Cam Newton, became the second duo in AU history to each record 1,000-yard rushing performances in a single season (2010) ... In 1979, James Brooks (1,208) and Joe Cribbs (1,120) first accomplished the feat ... 180 rushing yards vs. Ole Miss was most by a freshman against an SEC team in AU history and was the third-most in a single game by a freshman in AU history ... The 180 yards were most by an AU freshman since Tommie Agee ran for 219 yards vs. Maryland in 1983.

2010 — SEC Coaches' All-Freshman Team ... Collegefootballnews.com Second-Team Freshman All-America ... Appeared in 14 games with eight starts ... Had only six carries (minus 13 yards) for negative yardage in 182 rushing attempts ... 9th in SEC/55th in NCAA in rushing (78.1) ... 2nd in SEC/5th in NCAA in rushing yards for a freshman ... Second on team in rushing yards (1,093) and rushing attempts (182) ... Set AU freshman rushing record with 1,093 yards, eclipsing mark of 829 yards by Bo Jackson in 1982 ... Carried the ball 14 times for 95 yards, to lead all running backs, with a touchdown in season opener vs. Arkansas State ... TD run came from 2-yards out and had a long run of 20 yards vs. ASU ... Also had one catch for 9 yards vs. ASU ... Against Mississippi State in SEC opener, rushed for 48 yards on nine carries with a long rush of 16 yards ... Earned first career start vs. Clemson ... Rushed 16 times for 69 yards with a long run of 23 vs. Clemson ... Against South Carolina, recorded first career start and first career 100-yard rushing game with 100 yards on 23 carries ... Did not have a carry for negative yardage vs. USC ... In limited action vs. ULM, started and carried the ball seven times for 22 yards with a 3-yard TD run in second quarter ... Against Kentucky, had nine rushes for 56 yards with a long run of 27 yards ... Against Arkansas, rushed six times for 53 yards, without a carry for loss, with a 38-yard TD run in the fourth quarter ... The 38-yard run was longest of season ... Against LSU, led all running backs with 100 yards on 15 carries ... Against Ole Miss, led all rushers with a season-high 180 yards on 21 carries ... Also scored on a 30-yard run to give AU 44-17 lead in third quarter ... In limited snaps vs. UTC, rushed for 76 yards and one TD on just four carries ... Scored on 37-yard run in second quarter ... Started vs. Georgia and rushed for 60 yards on 13 carries with a long run of 13 yards ... Started and totaled 27 yards rushing on nine carries vs. Alabama with a long run of 13 yards ... In SEC Championship Game vs. South Carolina, rushed for 64 yards on 14 carries to lead AU running backs ... Against Oregon in BCS National Championship Game, earned Offensive MVP honors after rushing for game high 143 yards on 22 carries including a 37-yard run and a 16-yard run on AU's final game-winning drive.

HIGH SCHOOL — High School Coach: Justin Kramer ... Nation's top-rated running back by ESPN.com/Scouts, Inc. ... No. 5-ranked player in the ESPNU 150 ... Ranked 11th on the Rivals.com Rivals100 ... No. 2-rated running back by Rivals.com and Scout.com ... Named to the 2010 Parade All-American Football Team ... Was a participant in the 2010 Under Armour All-American game ... Named the 2009

Gatorade Player of the Year in the State of Arkansas ... Named to the PrepStar Dream Team as the No. 10-ranked player in the nation ... Ranked No. 14 overall and the No. 2 running back in the SuperPrep Elite 50 ... Also ranked as the No. 1 player in Arkansas and an All-American by SuperPrep ... No. 15-ranked player and No. 2-ranked tailback/slot back by Tom Lemming on Maxpreps.com ... Selected to the 2009 ArkansasVarsity.com All-State Team ... No. 3 on the Mobile Press Register's Super Southeast 120 ... Member of the Orlando Sentinel's 2009 All-Southern First Team ... 2009 EA SPORTS All-American ... Finished his high school career with 8,097 yards rushing and 84 touchdowns ... Rushed for 2,502 yards and 31 touchdowns as a senior ... Had 242 rushing attempts for 1,984 yards and 19 TDs while catching 12 passes for 219 yards and a TD as a junior ... Had 279 carries for 2,710 yards and 28 TDs and caught 22 passes for 183 yards and 3 TDs as a sophomore ... Rushed 131 times for 901 yards and 6 TDs while catching 7 passes for 61 yards and a TD as a freshman.

PERSONAL — Born Oct. 13, 1990 ... Son of Andre Dyer ... Major: Pre-Business.

DYER'S CAREER RUSHING STATS

YEAR	G/GS	NO	YDS	AVG	TD	LP/OPPONENT
2010	14/7	182	1093	6.0	5	38/Kentucky

DYER'S CAREER GAME HIGH STATS

	No.	Opponent	Date
Rush Attempts	23	South Carolina	9/25/10
Rush Yards	180	Ole Miss	10/30/10
Rush TDs	1	5x (last vs. Chattanooga)	11/6/10

DYER'S GAME-BY-GAME RUSHING STATS

DATE	OPPONENT	ATT	YDS	Avg.	TD	TD Runs
9/4/10	ARKANSAS STATE	14	95	6.8	1	2
9/9/10	at Mississippi State	9	48	5.3	0	--
9/18/10	CLEMSON	16	69	4.3	0	--
9/25/10	* SOUTH CAROLINA	23	100	4.3	0	--
10/2/10	* LOUISIANA-MONROE	7	22	3.1	1	3
10/9/10	at Kentucky	9	56	6.2	0	--
10/16/10	ARKANSAS	6	53	8.8	1	38
10/23/10	* LSU	15	100	6.7	0	--
10/30/10	at Ole Miss	21	180	8.6	1	30
11/6/10	* CHATTANOOGA	4	76	19.0	1	37
11/13/10	* GEORGIA	13	60	4.6	0	--
11/26/10	* at Alabama	9	27	3.0	0	--
12/4/10	* South Carolina (SECCG)	14	64	4.6	0	--
11/10/11	Oregon (BCSNCC)	22	143	6.5	0	--



BART #53
EDDINS OL

6-4 • 304 • Sr. • 3L
Montgomery, Ala. (Trinity Presbyterian)
Agriculture Economics

CAREER — Appeared in 38 games with one start.

2010 — Played in 11 games, logging snaps on o-line and special teams.

2009 — Appeared in 11 games with one start ... Part of line that allowed 21 sacks in 364 pass attempts ... Saw playing time in season opener vs. Louisiana Tech and SEC opener vs. Mississippi State ... Had one knockdown block vs. Mississippi State ... Totaled two knockdown blocks vs. Ball State ... In first career start, totaled a team-high eight knockdown blocks against Tennessee ... Had one knockdown block in limited duty vs. Furman ... Part of o-line that helped Tigers to 332 yards total offense and 21 points vs. Alabama ... Helped paved way to 420 yards total offense vs. Northwestern in Outback Bowl.

2008 — Played in all 12 games ... Saw limited action in season opener vs. Louisiana-Monroe, grading 89 percent on 16 snaps ... Graded at 83 percent overall on 10 snaps vs. UT Martin.

2007 — Saw limited action, appearing in three games ... First collegiate playing time came against New Mexico State ... Also saw playing time vs. Vanderbilt and Tennessee


2010 AUBURN FOOTBALL - THE PLAYERS

Tech.

2006 — Redshirted.

HIGH SCHOOL — High School Coach: Randy Ragsdale ... Selected to play in the 2006 U.S. Army All-American Bowl, serving as an East team captain ... Class 4A Mr. Football finalist as a senior ... Had 94 tackles his senior season ... Totaled six tackles and two tackles for loss in the 2005 state championship game ... Selected to the 2005 Alabama Sports Writers Association Super 12 team and the Class 4A All-State team ... Ranked No. 5 on the *Birmingham News* Super Senior 2006 ... Named to the *Orlando Sentinel's* All-Southern Team for 2005 ... Selected to play in the Alabama North-South Game as a senior ... Recorded 111 tackles including 20 tackles for loss in his junior season ... Helped Trinity Presbyterian to the Class 4A state title his sophomore year ... A five-star recruit who ranked as the No. 7 defensive tackle by Scout.com ... Ranked No. 47 in the Scout.com South Hot 100 ... Ranked No. 17 among defensive tackles and as the No. 11 player in the state of Alabama by Rivals.com ... Rivals.com Rivals 250 ... Ranked as the No. 62 player in the Southeast by Tom Lemming's Prep Football Report ... Ranked 45th on the *Mobile Register's* Super Southeast 120 list of prospects.

PERSONAL — Born Sept. 4, 1987 ... Son of former Auburn standout Liston Eddins (1973-75) and Nancy Eddins ... Brother Bret was a defensive end for the Auburn Tigers from 2001-04 ... Major: Agriculture Economics.



NOSA #94

EGUAE DL

6-2 • 258 • RFr. • RS
Mansfield, Texas (Summit)
Liberal Arts

2010 — Appeared in 14 games with 11 starts ... Totaled 22 tackles with 7.5 TFLs and 3.5 sacks ... In season opener vs. Arkansas State, totaled two tackles with half a TFL ... Played in SEC opener at Mississippi State but did not register a tackle ... Had one solo tackle and one QB hurry vs. Clemson ... Against South Carolina, earned first career start and registered five tackles, three solo, with 1.5 TFLs (minus 4 yards) and first career sack (half) for minus 2 yards ... Against ULM, started and totaled one assisted tackle in limited snaps ... Started and recorded one assisted tackle vs. Kentucky ... Against Arkansas, started and totaled one solo tackle ... Had one tackle and a QB hurry vs. LSU ... Started vs. Ole Miss but did not have a tackle ... Started vs. UTC but did not record a tackle in limited snaps ... Against Georgia, set career best with 2.0 sacks, and TFLs, for minus 14 yards ... Started vs. Alabama and had a pair of QB hurries ... Part of AU defense that held Alabama to 67 yards total offense in the second half ... In SEC Championship Game vs. South Carolina, set career best with 2.5 TFLs (minus 8 yards) to go with four total tackles, a sack for minus 6 yards and one QB hurry ... Against Oregon in BCS National Championship Game, registered four tackles, all solo, with one TFL for minus 2 yards.

2009 — Redshirted.

HIGH SCHOOL — High School Coach: Kyle Geller ... As a senior, had 67 tackles, including 14.5 for loss and six sacks, recovered three fumbles and forced two fumbles ... As a junior, collected 76 tackles, including 18 tackles for loss and seven sacks, and intercepted a pass ... Named to the All-District 4-5A Second Team as a senior ... Named a PrepStar All-American ... Ranked 17th among strongside defensive ends and 60th on the Texas Postseason Top 100 by Rivals.com ... Listed as the nation's No. 65 defensive end by ESPN.com/Scouts, Inc. ... Listed as the No. 76 prospect from Texas by SuperPrep ... Named the No. 26 local prospect by the Dallas Morning News.

PERSONAL — Born Aug. 15, 1991 ... Son of Sam Eguae ... Major: Liberal Arts.

EGUAE'S CAREER DEFENSIVE STATS

YEAR	G/GS	TT	UT	AT	TFL-YDS	QBS-YDS	FF/FR	PD	I/YDS
2010	14/11	22	14	8	7.5-28	3.5-22	0/0	0	0/0

EGUAE'S CAREER GAME HIGH STATS

	No.	Opponent	Date
Tackles	5	South Carolina	9/25/10
Tackles for loss	2.5	South Carolina (SECCG)	12/4/10
Sacks	2.0	Georgia	11/13/10

EGUAE'S GAME-BY-GAME DEFENSIVE STATS

DATE	OPPONENT	TT	UT	AT	TFL-YDS	QBS-YDS
9/4/10	ARKANSAS STATE	2	1	1	0.5-0	0.0-0
9/9/10	at Mississippi State	0	0	0	0.5-0	0.5-0
9/18/10	CLEMSON	1	1	0	0.0-0	0.0-0
9/25/10	* SOUTH CAROLINA	5	3	2	1.5-4	0.5-2
10/2/10	* LOUISIANA-MONROE	1	0	1	0.0-0	0.0-0
10/9/10	* at Kentucky	1	0	1	0.0-0	0.0-0
10/16/10	* ARKANSAS	1	1	0	0.0-0	0.0-0
10/23/10	* LSU	1	0	1	0.0-0	0.0-0
10/30/10	* at Ole Miss	0	0	0	0.0-0	0.0-0
11/6/10	* CHATTANOOGA	0	0	0	0.0-0	0.0-0
11/13/10	* GEORGIA	2	2	0	2.0-14	2.0-14
11/26/10	* at Alabama	0	0	0	0.0-0	0.0-0
12/4/10	* South Carolina (SECCG)	4	2	2	2.5-8	1.0-6
1/10/11	* Oregon (BCSNCG)	4	4	0	1.0-2	0.0-0



ZAC

ETHERIDGE

6-0 • 213 • Sr. • 3L
Troy, Ala. (Charles Henderson)
Graduate

#4

SS

CAREER — Started the last 38 consecutive games he played, missing only the last four games of 2009 due to injury.

2010 — **Associated Press Honorable Mention All-SEC ... Second-Team Preseason All-SEC as voted by members of the media** ... Started all 14 games ... Second on team with 69 tackles ... T-38th in SEC in tackles per game (4.9) ... Started season opener vs. Arkansas State and recorded four tackles with three solo stops ... Totaled six tackles, with five solo stops, in SEC opener vs. Mississippi State ... Also had one PBU vs. Bulldogs ... Against Clemson, had seven tackles with four solo stops ... Against South Carolina, tied for team lead with seven tackles, with three solo stops ... Against ULM, intercepted first pass of season, and first since 2008 vs. Southern Mississippi, and returned it 19 yards ... Also had three solo tackles vs. ULM ... Against Kentucky, tied career high with 11 tackles, eight solo, and notched first TFL (minus 2 yards) of season ... Against Arkansas, scooped up fumble and returned it 47 yards for a TD in fourth quarter to give AU 51-43 lead ... Was first career return for TD ... Also had three tackles vs. Hogs ... Against LSU, halted LSU scoring threat with an INT at the AU 13-yard line ... Returned the INT 33 yards which led to AU TD ... Finished with four tackles vs. LSU ... Totaled two tackles, one solo, vs. Ole Miss ... Against UTC, totaled three tackles with half a TFL and one PBU ... Against Georgia, had three tackles with a pair of solo stops ... Against Alabama, registered six tackles with three solo stops and was part of AU defense that held Alabama to 67 yards total offense in second half ... In SEC Championship Game vs. South Carolina, finished second on team with seven tackles with half a TFL for minus 1 yard ... Against Oregon in BCS National Championship Game, totaled three tackles with two solo, two PBU's with an interception in the first quarter.

SPRING 2010 — Did not participate in spring drills due to 2009 season-ending injury.

2009 — **SEC Academic Honor Roll** ... Started 33 consecutive games before suffering season-ending neck injury vs. Ole Miss ... *31st in SEC in tackles per game, 5.8 tpg* ... Appeared in nine games, all starts, before injury ... Totaled 52 tackles ... Tied for team lead with eight tackles in season opener vs. Louisiana Tech ... Six tackles were solo ... Also had one QBH and half a TFL (minus 2 yards) ... Tied for team lead with eight tackles, six solo, vs. Mississippi State ... Recorded 1.0 TFL for minus 7 yards to go with three total tackles vs. West Virginia ... Against Ball State, forced and recovered fumble to go with three total tackles ... Tallied six tackles, with five solo stops, in win over Tennessee ... Broke up one pass and registered seven tackles, all solo, vs. Arkansas ... Against Kentucky, totaled seven tackles, five solo, with career-best 1.5 TFLs ... Against LSU, forced one fumble, had half a TFL (minus 1 yard) and totaled seven tackles ... Totaled three tackles vs. Ole Miss before leaving with injury ... Of 52 total tackles, 36 were solo.

2008 — Finished 17th in SEC in tackles per game (6.2) ... Started all 12 game at strong safety ... Finished with team-high 75 tackles to go with one interception, three

2010 AUBURN FOOTBALL - THE PLAYERS

pass break-ups and one QB hurry ... Started season opener vs. Louisiana-Monroe and recorded three tackles, two solo ... Snagged first career interception, coming in fourth quarter vs. Southern Miss ... Also had five tackles, two solo, vs. Golden Eagles ... Broke up one pass and had one solo tackle vs. Mississippi State ... Matched career high and tied for team best with eight tackles, three solo, vs. LSU ... Had six tackles, two solo, with 1.0 TFL for minus 6 yards vs. Tennessee ... Tied career high and finished second on team with eight tackles, five solo, against Vanderbilt ... Broke up one pass and had three tackles, one solo, vs. Arkansas ... Registered five tackles, four solo, vs. West Virginia ... Led the team with a career-best 10 tackles, five solo, vs. Ole Miss ... Broke up a pass and had six tackles, four solo, vs. UT Martin ... Against Georgia, led team with nine tackles, five solo, and had half a TFL and one QB hurry ... Against Alabama, led team with a career-high 11 tackles, with four solo stops.

2007 — Sporting News Second Team Freshman All-America ... Collegefootballnews.com's Freshman All-America Third Team ... Coaches' All-SEC Freshman Team ... Rivals.com Second team Freshman All-America Team and Scout.com Honorable Mention Freshman All-America ... Started 12 of 13 games at safety position ... Tied for second on team with five PBUs ... Second on team in tackles with 65 stops ... Had 32 tackles including 20 solo in last six games played ... Had at least five tackles in nine of 13 games ... Made the most of first career start at Auburn by leading team with eight tackles, including six solo stops against Kansas State ... Six tackles, half TFL and a pass break up against South Florida ... Finished with four tackles and a fumble recovery against Mississippi State ... Fumble recovery came on kickoff coverage, which set up an Auburn touchdown late in the first half ... Five stops against New Mexico State, including a forced fumble that resulted in a Pat Sims 21-yard touchdown run ... Named Coaches' Co-Defensive Player of the Game for his efforts against New Mexico State ... Second on team with six tackles at Florida ... Four stops at home against Vanderbilt along with first-career sack (-6) ... Had six tackles in loss at LSU ... Registered five tackles, three solo, with one PBU vs. Georgia ... Totaled six tackles, three solo, vs. Alabama... Led the team with eight tackles, six solo, in the Chick-fil-A Bowl versus Clemson.

2006 — Appeared in three games ... Saw action against Washington State, Mississippi State and LSU.

HIGH SCHOOL — High School Coach: Hugh Fountain ... As a senior, totaled 89 tackles, including 65 solo stops, and 14 pass breakups, three interceptions, six forced fumbles and two fumble recoveries ... Also had 325 rushing yards and five touchdowns, 225 receiving yards with three scores and 175 total return yards ... Named All-State and a member of the 2006 Super 12 by the *Dothan Eagle* as a senior ... As a junior, tallied 65 tackles and seven interceptions, returning one for a touchdown while also hauling in a 30-yard touchdown ... Ranked No. 31 nationally among cornerbacks and as the No. 15 player in the state of Alabama by Rivals.com ... Ranked No. 27 in Rivals.com Preseason Alabama Top 40 ... Ranked No. 49 nationally at the safety position by ESPN.com.

PERSONAL — Born July 6, 1988 ... Son of Donald and Cassandra Kelly ... Graduated in December '09 with degree in public administration ... Major: Graduate.

ETHERIDGE'S CAREER DEFENSIVE STATS

YEAR	G/GS	TT	UT	AT	TFL-YDS	QBS-YDS	FF/FR	PD	INT-YDS
2006	3/0	0	0	0	0.0-0	0.0-0	0/0	0	0-0
2007	12/12	65	39	26	1.5-7	0.5-6	2/1	5	0-0
2008	12/12	75	38	37	1.5-6	0.0-0	0/0	4	1-0
2009	9/9	52	35	17	3.5-11	0.0-0	2/1	1	0-0
2010	14/14	69	41	28	1.5-3	0.0-0	0/1	4	3-52
Totals	50/47	259	153	108	8.0-27	0.5-6	4/3	14	4-52

ETHERIDGE'S CAREER GAME HIGH STATS

	No.	Opponent	Date
Tackles	11	2x (last vs. Kentucky)	10/9/10
Interceptions	1	4x (last vs. Oregon [BCSNCG])	1/10/11

ETHERIDGE'S GAME-BY-GAME DEFENSIVE STATS


DATE	OPPONENT	TT	UT	AT	PD	INT-YDS
9/1/07	* KANSAS STATE	8	6	2	1	0-0
9/8/07	* SOUTH FLORIDA	6	3	3	1	0-0
9/15/07	* MISSISSIPPI STATE	4	1	3	0	0-0
9/22/07	* NEW MEXICO STATE	5	4	1	1	0-0
9/29/07	* at Florida	6	3	3	0	0-0
10/6/07	* VANDERBILT	4	2	2	0	0-0
10/13/07	* at Arkansas	3	1	2	1	0-0
10/20/07	* at LSU	6	5	1	0	0-0
10/27/07	* OLE MISS	4	2	2	0	0-0
11/3/07	TENNESSEE TECH			DID NOT PLAY		
11/10/07	* at Georgia	5	3	2	1	0-0
11/24/07	* ALABAMA	6	3	3	0	0-0
12/31/07	vs. Clemson (Chick-fil-A)	8	6	2	0	0-0

DATE	OPPONENT	TT	UT	AT	PD	INT-YDS
8/30/08	* LOUISIANA-MONROE	3	2	1	0	0-0
9/6/08	* SOUTHERN MISS	5	2	3	0	1-0
9/13/08	* at Mississippi State	1	1	0	1	0-0
9/20/08	* LSU	8	3	5	0	0-0
9/27/08	* TENNESSEE	6	2	4	0	0-0
10/4/08	* at Vanderbilt	8	5	3	0	0-0
10/11/08	* ARKANSAS	3	2	1	1	0-0
10/23/08	* at West Virginia	5	4	1	0	0-0
11/1/08	* at Ole Miss	10	5	5	0	0-0
11/8/08	* TENNESSEE-MARTIN	6	4	2	1	0-0
11/15/08	* GEORGIA	9	5	4	0	0-0
11/29/08	* at Alabama	11	4	7	0	0-0

DATE	OPPONENT	TT	UT	AT	PD	INT-YDS
9/5/09	* LOUISIANA TECH	8	6	2	0	0-0
9/12/09	* MISSISSIPPI STATE	8	6	2	0	0-0
9/19/09	* WEST VIRGINIA	3	2	1	0	0-0
9/26/09	* BALL STATE	3	1	2	0	0-0
10/3/09	* at Tennessee	6	5	1	0	0-0
10/10/09	* at Arkansas	7	6	1	1	0-0
10/17/09	* KENTUCKY	7	5	2	0	0-0
10/24/09	* at LSU	7	3	4	0	0-0
10/31/09	* OLE MISS	3	1	2	0	0-0
11/7/09	FURMAN			DID NOT PLAY		
11/14/09	at Georgia			DID NOT PLAY		
11/27/09	ALABAMA			DID NOT PLAY		
1/1/10	Northwestern (Outback)			DID NOT PLAY		

DATE	OPPONENT	TT	UT	AT	PD	INT-YDS
9/4/10	* ARKANSAS STATE	4	3	1	0	0-0
9/9/10	* at Mississippi State	6	5	1	1	0-0
9/18/10	* CLEMSON	7	4	3	0	0-0
9/25/10	* SOUTH CAROLINA	7	3	4	0	0-0
10/2/10	* LOUISIANA-MONROE	3	3	0	0	1-19
10/9/10	* at Kentucky	11	8	3	0	0-0
10/16/10	* ARKANSAS	3	1	2	0	0-0
10/23/10	* LSU	4	2	2	0	1-33
10/30/10	* at Ole Miss	2	1	1	0	0-0
11/6/10	* CHATTANOOGA	3	1	2	1	0-0
11/13/10	* GEORGIA	3	2	1	0	0-0
11/26/10	* at Alabama	6	3	3	0	0-0
12/4/10	* South Carolina (SECCG)	7	3	4	0	0-0
1/10/11	* Oregon (BCSNCG)	3	2	1	2	1-0

2010 AUBURN FOOTBALL - THE PLAYERS



JONATHAN EVANS #35 LB

5-11 • 230 • So. • 1L
Prichard, Ala. (Mattie T. Blount)
Liberal Arts

2010 — Appeared in 13 games with one start and totaled 27 tackles with 1.0 TFL ... 2nd on team with 11 special teams tackles ... In season opener vs. Arkansas State, totaled four tackles with a pair of solo stops ... Totaled one tackle in SEC opener at Mississippi State ... Played vs. Clemson but did not record a tackle ... Against ULM, matched season-high with four tackles ... Against Kentucky, totaled three tackles with a pair of solo stops ... Registered four tackles with three solo stops vs. Arkansas ... Against LSU, had half a TFL for minus 1 yard to go with three tackles ... Against Ole Miss, started first game of season and totaled season high of five tackles, three solo, with half a TFL ... Played vs. UTC but did not have a tackle ... Second on team with eight special teams tackles ... Against Georgia, totaled a pair of solo tackles ... Played vs. Alabama but did not have a tackle ... Part of AU defense that held Alabama to 67 yards total offense in second half ... Had one tackle in win over South Carolina in SEC Championship Game ... Played but did not have a tackle vs. Oregon in BCS National Championship Game.

2009 — Appeared in 13 games with one start ... Totaled 28 tackles with 21 solo ... Had at least one tackle in 11 of 13 games ... Recorded one assisted tackle in first collegiate action vs. Louisiana Tech ... Also had one tackle in SEC opener vs. Mississippi State ... Against Ball State, totaled two solo tackles ... Had a pair of solo stops in win over Tennessee ... Totaled two tackles, both solo, against Arkansas ... Had one tackle vs. Kentucky and against LSU ... Recorded one solo tackle vs. Ole Miss ... Against Furman, finished with season-high five tackles, all solo ... Against Georgia, had half a TFL (first of career) to go with four total tackles ... TFL was for minus 1 yard ... Earned first career start vs. Alabama and posted a career-best eight tackles, all solo stops ... Played but did not register a tackle vs. Northwestern in Outback Bowl.

HIGH SCHOOL — High School Coach: Kelvin Sigler ... Had 93 total tackles (50 solos and 43 assists), two sacks, 12 tackles for a loss, three forced fumbles and one pass breakup as a senior ... Offensively, carried the ball 16 times for 110 yards and three touchdowns during his senior season ... Honorable mention All-State by the Alabama Sports Writers Association as a junior ... Ranked as the nation's No. 31 weakside linebacker by Scout.com ... Ranked 42nd nationally among outside linebackers and 20th on the Alabama Postseason Top 40 by Rivals.com ... Listed as the nation's No. 52 outside linebacker by ESPN.com/Scouts, Inc. ... Ranked No. 16 on the Birmingham News' Super Seniors list ... Listed as the No. 18 prospect from Alabama by SuperPrep ... Named to PrepStar's All-Southeast Region team.

PERSONAL — Born Nov. 29, 1989 ... Son of Mary Evans ... Brother of former Tiger linebacker Chris Evans (2005-08) ... Major: Liberal Arts.

EVANS' CAREER DEFENSIVE STATS

YEAR	G/GS	TT	UT	AT	TFL-YDS	QBS-YDS	FF/FR	PD	I/YDS
2009	13/1	28	21	7	0.5-1	0.0-0	0/0	0	0/0
2010	13/1	27	16	11	1.0-1	0.0-0	0/0	0	0/0
Totals	25/2	55	37	18	1.5-2	0.0-0	0/0	0	0/0

EVANS' GAME-BY-GAME DEFENSIVE STATS

DATE	OPPONENT	TT	UT	AT	TFL-YDS	QBS-YDS
9/5/09	LOUISIANA TECH	1	0	1	0.0-0	0.0-0
9/12/09	MISSISSIPPI STATE	1	0	1	0.0-0	0.0-0
9/19/09	WEST VIRGINIA	0	0	0	0.0-0	0.0-0
9/26/09	BALL STATE	2	2	0	0.0-0	0.0-0
10/3/09	at Tennessee	2	2	0	0.0-0	0.0-0
10/10/09	at Arkansas	2	1	1	0.0-0	0.0-0
10/17/09	KENTUCKY	1	0	1	0.0-0	0.0-0
10/24/09	at LSU	1	0	1	0.0-0	0.0-0
10/31/09	OLE MISS	1	1	0	0.0-0	0.0-0
11/7/09	FURMAN	5	5	0	0.0-0	0.0-0
11/14/09	at Georgia	4	2	2	0.5-1	0.0-0
11/27/09	* ALABAMA	8	8	0	0.0-0	0.0-0
1/1/10	Northwestern (Outback)	0	0	0	0.0-0	0.0-0

DATE	OPPONENT	TT	UT	AT	TFL-YDS	QBS-YDS
9/4/10	ARKANSAS STATE	4	2	2	0.0-0	0.0-0
9/9/10	at Mississippi State	1	0	1	0.0-0	0.0-0
9/18/10	CLEMSON	0	0	0	0.0-0	0.0-0
9/25/10	SOUTH CAROLINA	DID NOT PLAY				
10/2/10	LOUISIANA-MONROE	4	2	2	0.0-0	0.0-0
10/9/10	at Kentucky	3	2	1	0.0-0	0.0-0
10/16/10	ARKANSAS	4	3	1	0.0-0	0.0-0
10/23/10	LSU	3	2	1	0.5-1	0.0-0
10/30/10	* at Ole Miss	5	3	2	0.5-0	0.0-0
11/6/10	CHATTANOOGA	0	0	0	0.0-0	0.0-0
11/13/10	GEORGIA	2	2	0	0.0-0	0.0-0
11/26/10	at Alabama	0	0	0	0.0-0	0.0-0
12/4/10	South Carolina (SECCG)	1	0	1	0.0-0	0.0-0
1/10/11	Oregon (BCSNCG)	0	0	0	0.0-0	0.0-0



NICK FAIRLEY #90 DL

6-5 • 298 • Jr. • 1L
Mobile, Ala. (Williamson/Copiah-Lincoln CC)
Philosophy

CAREER — Won 2010 Lombardi Trophy, becoming second player in school history to win the award joining his position coach, Tracy Rocker who won the award in 1988 ... Set AU single-season record of 24.0 TFLs in 2010, setting record against South Carolina in SEC Championship Game ... Also set AU single-season record with 11.5 sacks during junior season, setting record against Oregon in BCS National Championship Game ... Earned Defensive MVP honors of BCS National Championship Game vs. Oregon.

2010 — Lombardi Award winner (nation's best lineman) ... Nagurski Award finalist ... Associated Press SEC Defensive Player of the Year ... FWA All-America Team ... Walter Camp All-America Team ... Sporting News First-Team All-America ... SI.com First-Team All-America ... Associated Press First-Team All-America ... CBSSports.com First-Team All-America ... Rivals.com First-Team All-America ... Coaches' First-Team All-SEC ... Associated Press Unanimous First-Team All-SEC ... Phil Steele First-Team All-SEC ... ESPN.com All-SEC ... Outland Trophy semi-finalist ... CBSSports.com Midseason All-America ... Phil Steele's Midseason All-America First-Team ... SEC Defensive Lineman of the Week (11/26-27) ... SEC Defensive Lineman of the Week (10/23) ... SEC Defensive Lineman of the Week (10/16) ... SEC Defensive Lineman of the Week (10/2) ... SEC Defensive Player of the Week (9/13) ... Started all 14 games and totaled 60 tackles with 24.0 TFLs and 11.5 sacks ... Had at least 1.0 TFL in 12 of 14 games and a sack in eight games ... 1st in SEC / 12th in NCAA in sacks (11.5) and 1st in TFLs (3rd in NCAA) (24.0) ... Started season opener vs. Arkansas State and registered career-best 1.5 sacks (minus 8 yards) and four total tackles ... In SEC opener at Mississippi State, turned in total performance with career-best 2.5 TFLs and 1.5 sacks, a fumble recovery and first career INT ... First player since Sen'Derrick Marks in 2007 to have fumble recovery and INT in a game ... Matched career high with five total tackles vs. MSU and recorded three QB hurries ... Against Clemson, set career highs with 3.0 TFLs (minus 10 yards) seven total tackles ... Also had one sack (minus 8 yards) and four QB hurries ... Against South Carolina, had five QB hurries with 1.5 TFLs (minus 2 yards) and two total tackles ... Against ULM, totaled four tackles and tied then career-high with 3.0 TFLs (minus 16 yards) and 1.0 sack (minus 8 yards) ... Against Kentucky, tallied three solo tackles and a TFL for minus 3 yards ... Against Arkansas, tallied one TFL (minus 2 yards) to go with eight tackles (five solo) and a pair of QB hurries ... Against LSU, set career-best with 3.5 TFLs and 2.5 sacks ... Also had six total tackles with one QB hurry ... Totaled four tackles vs. Ole Miss with one TFL for minus 1 yard ... Started but did not have a tackle in limited snaps vs. UTC ... Against Georgia, totaled four tackles, with two solo, and three QB hurries ... Against Alabama, totaled four tackles with 2.0 sacks for minus 15 yards, a forced and recovered fumble and one QB hurry ... Forced fumble on sack of Alabama QB Greg McElroy that halted Tide scoring threat at the AU 8-yard line late in second quarter ... In SEC Championship Game vs. South Carolina, totaled four tackles with one sack for minus 2 yards with a pair of QB hurries ... Against Oregon in BCS National Championship Game, named Defensive MVP after registering five solo tackles with 3.0 TFLs for minus 14 yards and one sack for minus 7 yards and one forced fumble.

2010 AUBURN FOOTBALL - THE PLAYERS

2009 — Appeared in 13 games with two starts ... Totaled 28 tackles with 3.5 TFLs ... Started first career game in season opener vs. Louisiana Tech ... Recorded five tackles with half a TFL, one fumble recovery and two QBH ... Had half a TFL (minus 3 yards), two QB hurries and three total tackles vs. West Virginia ... Recorded one tackle vs. Ball State ... Recorded first blocked PAT of career in win over Tennessee ... Block came on UT's first score near the end of the first half and gave Auburn a 13-6 edge ... Posted three tackles, with one solo, vs. Arkansas ... Registered a TFL (minus 2 yards) as only tackle vs. Kentucky ... Had one tackle vs. LSU ... Picked up one assisted tackle vs. Ole Miss ... Logged one tackle vs. Furman ... Had strong showing vs. Georgia, recording first career sack, 1.0 for minus 14 yards, and finished with two total tackles ... Against Alabama, had half a sack (minus 1 yard), three QB hurries and four total tackles ... Started vs. Northwestern in Outback Bowl ... Tied season high with five tackles, all solo stops, vs. Wildcats.

JUNIOR COLLEGE — Junior College Coach: Glenn Davis ... Played at Copiah-Lincoln CC in Wesson, Miss. ... All-Region XII in state of Mississippi in 2008 at defensive tackle ... Had 63 tackles including nine for loss and seven quarterback sacks in seven games ... Redshirted in 2007.

HIGH SCHOOL — High School Coach: Bobby Parrish ... Spent time on both sides of the ball as a senior, grading out at 97 percent on the offensive line and catching five passes for 150 yards at tight end, while making more than 90 tackles on defense ... Named a 5A Lineman of the Year finalist and to the 5A All-State team by the ASWA ... Ranked 28th among offensive guards and 15th overall in Alabama by rivals.com ... Ranked No. 32 at the offensive tackle position by Espn.com ... Selected to the Mobile Press-Register's Elite 18 Alabama recruits list and the paper's Super Southeast 120 ... Played in the AHSAA North/South All-Star game as a junior.

PERSONAL — Born Jan. 23, 1988 ... Son of Paula Rogers and Herbert Rogers ... Major: Philosophy.

FAIRLEY'S CAREER DEFENSIVE STATS

YEAR	G/GS	TT	UT	AT	TFL-YDS	QBS-YDS	FF/FR	PD	I/YDS
2009	13/2	28	14	14	3.5-20	1.5-15	0/1	0	0/0
2010	14/14	60	36	24	24.0-106	11.5-74	2/2	0	1/1
Totals	27/16	88	50	38	27.5-126	13.0-89	2/3	0	1/1

FAIRLEY'S CAREER GAME HIGH STATS

	No.	Opponent	Date
Tackles	7	Clemson	9/18/10
TFL's	3.5	LSU	10/23/10
Sacks	2.5	LSU	10/23/10

FAIRLEY'S GAME-BY-GAME DEFENSIVE STATS

DATE	OPPONENT	TT	UT	AT	TFL-YDS	QBS-YDS
9/5/09	* LOUISIANA TECH	5	2	3	0.5-0	0.0-0
9/12/09	MISSISSIPPI STATE	0	0	0	0.0-0	0.0-0
9/19/09	WEST VIRGINIA	3	1	2	0.5-3	0.0-0
9/26/09	BALL STATE	1	1	0	0.0-0	0.0-0
10/3/09	at Tennessee	1	0	1	0.0-0	0.0-0
10/10/09	at Arkansas	3	1	2	0.0-0	0.0-0
10/17/09	KENTUCKY	1	1	0	1.0-2	0.0-0
10/24/09	at LSU	1	0	1	0.0-0	0.0-0
10/31/09	OLE MISS	1	0	1	0.0-0	0.0-0
11/7/09	FURMAN	1	0	1	0.0-0	0.0-0
11/14/09	at Georgia	2	2	0	1.0-14	1.0-14
11/27/09	ALABAMA	4	1	3	0.5-1	0.5-1
1/1/10	* Northwestern (Outback)	5	5	0	0.0-0	0.0-0

DATE	OPPONENT	TT	UT	AT	TFL-YDS	QBS-YDS
9/4/10	* ARKANSAS STATE	4	1	3	1.5-8	1.5-8
9/9/10	* at Mississippi State	5	3	2	2.5-10	1.5-6
9/18/10	* CLEMSON	7	4	3	3.0-10	1.0-8
9/25/10	* SOUTH CAROLINA	2	1	1	1.5-2	0.0-0
10/2/10	* LOUISIANA-MONROE	4	3	1	3.0-16	1.0-8
10/9/10	* at Kentucky	3	3	0	1.0-3	0.0-0
10/16/10	* ARKANSAS	8	5	3	1.0-2	0.0-0
10/23/10	* LSU	6	4	2	3.5-23	2.5-20
10/30/10	* at Ole Miss	4	1	3	1.0-1	0.0-0
11/6/10	* CHATTANOOGA	0	0	0	0.0-0	0.0-0
11/13/10	* GEORGIA	4	2	2	0.0-0	0.0-0
11/26/10	* at Alabama	4	3	1	2.0-15	2.0-15
12/4/10	* South Carolina (SEC Champ.)	4	1	3	1.0-2	1.0-2
1/10/11	* Oregon (BCSNCG)	5	5	0	3.0-14	1.0-7



**MARIO
FANNIN**

**#27
RB**

5-11 • 228 • Sr. • 3L
Hampton, Ga. (Lovejoy)
Graduate

CAREER — Became 35th player in AU history to rush for 1,000 yards ... AU career leader in receptions and receiving yards by a running back ... 10th-place in AU career receptions (97) ... Has nine career receiving TD's, averaging 36.7 yards per scoring catch ... Is 9th in AU history in all-purpose yards (3,290) ... 29th in AU history in rushing yardage (1,366).

2010 — *Second-Team Preseason All-SEC as voted by members of the media ... Doak Walker Award candidate* ... Appeared in 13 games with four starts and totaled 395 rushing yards on 61 carries with five TDs ... Also has 17 receptions for 173 yards and two TD's ... In season opener vs. Arkansas State, recording seven offensive touches and scoring two TD's ... Rushed three times for 14 yards and hauled in four passes for 65 yards and two scores vs. ASU markings first career multi-TD receiving game ... In SEC opener vs. Mississippi State, carried five times for 6 yards and caught one pass for 14 yards ... Left game vs. Bulldogs in second half due to injury ... Did not play vs. Clemson ... Against South Carolina, had one reception for 3 yards and one rush for 5 yards ... Against ULM, rushed for game-high 89 yards on 10 carries with a 2-yard TD run ... Also caught one pass for 12 yards ... The 89 rush yards were most since 2007 vs. New Mexico State and rush TD was first since 2008 vs. UGA ... Against Kentucky, started and rushed eight times for 50 yards with a long of 17 yards and hauled in two passes for 7 yards ... Against Arkansas, led AU with three receptions and 36 yards ... Also totaled 60 yards rushing on 14 carries with a 4-yard TD run in second quarter ... Against LSU, caught one pass for 5 yards and rushed for 29 yards on three carries ... Rushed two times vs. Ole Miss totaling 16 yards ... Against UTC, led all rushers with 96 yards on eight carries with a pair of TD runs ... Scores came on runs of 13 and 42 yards ... Against Georgia, caught two passes for 9 yards and rushed one time for 2 yards ... Against Alabama, hauled in one pass for 6 yards to the 1-yard line that set up TD run by Cam Newton to bring AU within 24-21 of Alabama in third quarter ... In SEC Championship Game vs. South Carolina, scored on 6-yard run to cap scoring for AU and finished game with 28 rushing yards on six carries ... Hauled in one pass for 16 yards vs. Oregon in the BCS National Championship Game.

2009 — Appeared in 13 games with seven starts ... Totaled 990 all-purpose yards with 285 rushing, 413 receiving and 297 KO return yards ... Started and set career highs in receptions, eight, and receiving yards, 82, in season opener vs. Louisiana Tech ... Led team in receiving yards and catches vs. Tech ... Rushed for 75 yards on nine carries in SEC opener vs. Mississippi State ... Scored on 82-yard TD catch vs. West Virginia ... The 82-yard catch was longest offensive play of career and tied game at 27-27 in third quarter ... Against Ball State, hauled in three passes for 55 yards including 36-yard TD catch in third quarter ... Led Tigers with six receptions against Tennessee ... Totaled 25 yards receiving vs. Vols ... Also had one 32-yard rushing vs. UT ... Had two catches against Arkansas ... Against Kentucky, caught two passes for 9 yards ... Second on team with 56 yards rushing vs. LSU ... Against Ole Miss, rushed six times for 35 yards and caught three passes for 35 yards ... Led Tigers with 133 all-purpose yards vs. Furman ... Had 38 yards receiving on two grabs, including a 24-yard TD catch and 60 yards rushing on six attempts ... Also netted 35 kickoff return yards vs. Paladin ... Tied for team-high with six catches vs. Georgia ... Six grabs went for 55 yards with a long of 24 ... Caught four passes for 20 yards vs. Alabama ... Also rushed one time for 14 yards vs. Crimson Tide ... Caught three passes for 10 yards and rushed twice for 14 yards in win over Northwestern in Outback Bowl.

2008 — Played in all 12 games with three starts ... Finished third on team with 709 all-purpose yards, with 238 rushing yards, 223 receiving yards and 248 kickoff return yards ... Saw limited action in season opener vs. Louisiana-Monroe after shoulder surgery during the summer ... Had two carries for 21 yards vs. Warhawks ... Caught three passes for 22 yards (long of 18) against Southern Miss ... Started first game of season and rushed one time for 12 yards and had one catch for 2 yards at Mississippi State ... Saw limited action vs. LSU ... Led team with 88 all-purpose yards vs. Tennessee ... Had three catches for 29 yards and four rushes for 18 yards vs. Vols ... Also returned two kicks for 41 yards vs. UT ... Caught three passes for 56 yards, including a 28-yard

2010 AUBURN FOOTBALL - THE PLAYERS

TD catch from Chris Todd against Vanderbilt ... The TD catch vs. Vanderbilt was first since Chick-fil-A Bowl against Clemson ... Returned two kicks for 36 yards and had one rush for 4 yards vs. Arkansas ... Rushed for 29 yards on eight carries and returned two KO's for 88 yards with a career-long of 69 yards vs. West Virginia ... Caught two passes for 22 yards with a long of 14 vs. Ole Miss ... Also rushed for 11 yards on five carries vs. Rebels ... Rushed for a season-high 45 yards on 13 carries vs. UT Martin ... Against Georgia, had a TD rushing and receiving to go with 126 all-purpose yards ... Rushing TD came on 35-yard run as he totaled 59 yards rushing total on eight carries ... Receiving TD came on a career-long 52-yard screen pass and was one of four total catches for 48 yards on the day ... Also had one 19-yard kickoff return vs. UGA ... Against Alabama, rushed eight times for 28 yards and led team with three receptions for 44 yards.

2007 — Third on team in rushing (448 yds) and third in scoring (42 pts) ... Led team in kickoff returns (399 yds) and is second in all-purpose yards (1,023) ... Caught at least one pass in eight straight games ... Had 219 yards (73.0 ypg) and four rushing touchdowns in three game stretch against New Mexico State, Florida, and Vanderbilt ... In first action at running back, rushed for a team-high 62 yards on 14 carries against South Florida ... Scored first career touchdown in second quarter on a 4-yard run ... Also returned two kickoffs for 71 yards against the Bulls ... Rushed for 40 yards on seven carries against Mississippi State and returned five kickoffs for 110 yards ... Also had first career reception, an 18-yarder against Bulldogs ... Ran for a career-best 103 yards and three touchdowns in win over New Mexico State ... The three TDs were the most by a Tiger since Kenny Irons had three at Kentucky in 2005 ... Had a 67-yard TD run with just 22 seconds remaining in the game ... 13 carries for 62 yards at Florida ... 11 touches for 49 rushing yards, including a career-long 22 yard TD run against Vanderbilt ... Along with three catches for 26 yards and one 22-yard KOR, posted 102 all-purpose yards in Vanderbilt game ... Three carries for 9 yards and one kickoff return for 27 yards against Arkansas ... Netted 48 yards on four carries in win over Ole Miss ... Also hauled in two passes vs. Ole Miss (29 yds.) ... Led team with 52 yards rushing on 14 carries vs. Tennessee Tech... Rushed the ball three times for 18 yards and led the team in receiving with 53 yards on five catches and a touchdown vs. Clemson in the Chick-fil-A Bowl ... TD came on 22-yard catch from Kodi Burns.

2006 — Redshirted ... Appeared in three games, seeing time against Washington State, Mississippi State and LSU.

HIGH SCHOOL — High School Coach: Al Hughes ... Threw for more than 1,000 yards and 20 touchdowns as a senior while rushing for 1,200 yards and 12 TD's ... Accounted for 32 touchdowns as a junior, rushing for 1,210 yards and passing for 1,020 ... Named All-Region Player of the Year as a junior ... Ranked No. 10 at the athlete position by *PrepStar* ... Ranked as the No. 23 athlete nationally and the No. 12 player from Georgia by *Rivals.com* ... Ranked No. 13 in *Rivals Preseason Georgia Top 75* ... *Rivals.com Rivals250* ... Ranked as the No. 15 safety by *Scout.com* ... Ranked as the No. 54 player in the Southeast by *Tom Lemming's Prep Football Report* ... Ranked No. 128 on *collegefootballnews.com* CFN Top 150 and the No. 17 running back ... Ranked No. 20 nationally by *ESPN.com* at the running back position and No. 143 on *ESPN.com's ESPN 150* ... Ranked 80th on the *Mobile Register's* Super Southeast 120 list of prospects ... Named to the *Atlanta Journal-Constitution* Super Southern 100 ... Ranked as the No. 11 player from the state of Georgia by *Georgia Sports Monthly* ... Class 5A All-State football team honorable mention.

PERSONAL — Born Dec. 4, 1987 ... Son of Mario and Amika Fannin ... Graduated in August 2010.

FANNIN'S CAREER RUSHING STATS

YEAR	G/GS	NO	YDS	AVG	TD	LP/OPPONENT
2006	3/0	0	0	0.0	0	--
2007	13/2	84	448	5.3	5	67/New Mexico State
2008	12/3	54	238	4.4	1	35/Georgia
2009	13/7	34	285	8.4	0	32/Tennessee
2010	13/4	61	395	6.5	5	42/UTC
Totals	54/16	233	1366	5.9	11	67/New Mexico State

FANNIN'S CAREER RECEIVING STATS

YEAR	G/GS	NO	YDS	AVG	TD	LP/OPPONENT
2006	3/0	0	0	0.0	0	--
2007	13/2	18	176	9.8	2	22/Clemson
2008	12/3	20	223	11.2	2	52/Georgia
2009	13/7	42	413	9.8	3	82/West 82/West Virginia
2010	13/4	17	173	10.2	2	38/Arkansas State
Totals	54/16	97	985	10.2	9	82/West Virginia

FANNIN'S CAREER KOR STATS

YEAR	G	NO	YDS	AVG	TD	LP/OPPONENT
2006	3/0	0	0	0.0	0	--
2007	13/2	19	399	21.0	0	40/Mississippi State
2008	12/3	11	248	22.5	0	69/West Virginia
2009	13/7	14	297	21.2	0	35/Furman
2010	13/4	0	0	0.0	0	--
Totals	54/16	44	944	21.5	0	69/West Virginia

FANNIN'S CAREER GAME HIGH STATS

	No.	Opponent	Date
Rush Attempts	15	New Mexico State	9/22/07
Rush Yards	103	New Mexico State	9/22/07
Rush TDs	3	New Mexico State	9/22/07
Receptions	8	Louisiana Tech	9/5/09
Rec. Yards	82	2x (last vs. West Virginia)	9/19/09
Kickoff Returns	5	Mississippi State	9/15/07
Kick Ret. Yds.	110	Mississippi State	9/15/07

FANNIN'S GAME-BY-GAME RUSHING STATS

DATE	OPPONENT	ATT	YDS	Avg.	TD	TD Runs
9/1/07	KANSAS STATE	0	0	0.0	0	--
9/8/07	SOUTH FLORIDA	14	62	4.4	1	4
9/15/07	MISSISSIPPI STATE	7	40	5.7	0	--
9/22/07	NEW MEXICO STATE	15	103	6.9	3	1, 5, 67
9/29/07	at Florida	13	62	4.8	0	--
10/6/07	* VANDERBILT	11	54	4.9	1	22
10/13/07	at Arkansas	3	9	3.0	0	--
10/20/07	at LSU	0	0	0.0	0	--
10/27/07	OLE MISS	4	48	12.0	0	--
11/3/07	TENNESSEE TECH	14	52	3.7	0	--
11/10/07	at Georgia	0	0	0.0	0	--
11/24/07	ALABAMA	0	0	0.0	0	--
12/31/07	* vs. Clemson (Chick-fil-A)	3	18	6.0	0	--

DATE	OPPONENT	ATT	YDS	Avg.	TD	TD Runs
8/30/08	LOUISIANA-MONROE	2	21	10.5	0	--
9/6/08	SOUTHERN MISS	1	3	3.0	0	--
9/13/08	* at Mississippi State	1	12	12.0	0	--
9/20/08	LSU	0	0	0.0	0	--
9/27/08	TENNESSEE	4	18	4.5	0	--
10/4/08	at Vanderbilt	3	8	2.7	0	--
10/11/08	ARKANSAS	1	4	4.0	0	--
10/23/08	at West Virginia	8	29	3.6	0	--
11/1/08	at Ole Miss	5	11	2.2	0	--
11/8/08	TENNESSEE-MARTIN	13	45	3.5	0	--
11/15/08	* GEORGIA	8	59	7.4	1	35
11/29/08	* at Alabama	8	28	3.5	0	--

DATE	OPPONENT	ATT	YDS	Avg.	TD	TD Runs
9/5/09	* LOUISIANA TECH	0	0	0.0	0	--
9/12/09	MISSISSIPPI STATE	9	75	8.3	0	--
9/19/09	WEST VIRGINIA	1	0	0.0	0	--
9/26/09	* BALL STATE	0	0	0.0	0	--
10/3/09	* at Tennessee	1	32	32.0	0	--
10/10/09	at Arkansas	0	0	0.0	0	--
10/17/09	KENTUCKY	2	-1	-0.5	0	--
10/24/09	* at LSU	6	56	9.3	0	--
10/31/09	* OLE MISS	6	35	5.8	0	--
11/7/09	* FURMAN	6	60	10.0	0	--
11/14/09	at Georgia	0	0	0.0	0	--
11/27/09	* ALABAMA	1	14	14.0	0	--
11/1/10	Northwestern (Outback)	2	14	7.0	0	--

2010 AUBURN FOOTBALL - THE PLAYERS

DATE	OPPONENT	ATT	YDS	Avg.	TD	TD Runs	
9/4/10	ARKANSAS STATE	3	14	4.7	0	--	
9/9/10	* at Mississippi State	5	6	1.2	0	--	
9/18/10	CLEMSON	DID NOT PLAY					
9/25/10	SOUTH CAROLINA	1	5	5.0	0	--	
10/2/10	LOUISIANA-MONROE	10	89	8.9	1	2	
10/9/10	* at Kentucky	8	50	6.2	0	--	
10/16/10	* ARKANSAS	14	60	4.3	1	4	
10/23/10	* LSU	3	29	9.7	0	--	
10/30/10	at Ole Miss	2	16	8.0	0	--	
11/6/10	CHATTANOOGA	8	96	12.0	2	13, 42	
11/13/10	GEORGIA	1	2	2.0	0	--	
11/26/10	at Alabama	0	0	0.0	0	--	
12/4/10	South Carolina (SECCG)	6	28	4.7	1	6	
1/10/11	Oregon (BCSNCG)	0	0	0.0	0	--	

FANNIN'S GAME-BY-GAME RECEIVING STATS

DATE	OPPONENT	REC	YDS	AVG	TD	TD REC
9/1/07	KANSAS STATE	0	0	0.0	0	---
9/8/07	SOUTH FLORIDA	0	0	0.0	0	---
9/15/07	MISSISSIPPI STATE	1	16	16.0	0	---
9/22/07	NEW MEXICO STATE	1	8	8.0	0	---
9/29/07	at Florida	0	0	0.0	0	---
10/6/07	* VANDERBILT	3	26	8.7	0	---
10/13/07	at Arkansas	1	0	0.0	0	---
10/20/07	at LSU	1	9	9.0	0	---
10/27/07	OLE MISS	2	29	14.5	0	---
11/3/07	TENNESSEE TECH	1	9	9.0	0	---
11/10/07	at Georgia	2	14	7.0	1	12
11/24/07	ALABAMA	1	12	12.0	0	---
12/31/07	* vs. Clemson (Chick-fil-A)	5	53	10.6	1	22

DATE	OPPONENT	REC	YDS	AVG	TD	TD REC
8/30/08	LOUISIANA-MONROE	1	0	0	0	---
9/6/08	SOUTHERN MISS	3	22	7.3	0	---
9/13/08	* at Mississippi State	1	2	2.0	0	---
9/20/08	LSU	0	0	0.0	0	---
9/27/08	TENNESSEE	3	29	9.7	0	---
10/4/08	at Vanderbilt	3	56	18.7	1	28
10/11/08	ARKANSAS	0	0	0.0	0	---
10/23/08	at West Virginia	0	0	0.0	0	---
11/1/08	at Ole Miss	2	22	11.0	0	---
11/8/08	TENNESSEE-MARTIN	0	0	0.0	0	---
11/15/08	* GEORGIA	3	48	12.0	1	52
11/29/08	* at Alabama	3	44	14.7	0	---

DATE	OPPONENT	REC	YDS	AVG	TD	TD REC
9/5/09	* LOUISIANA TECH	8	82	10.3	0	--
9/12/09	MISSISSIPPI STATE	1	3	3.0	0	--
9/19/09	WEST VIRGINIA	1	82	82.0	1	82
9/26/09	* BALL STATE	3	55	18.3	1	36
10/3/09	* at Tennessee	6	25	4.2	0	--
10/10/09	at Arkansas	2	-1	-0.5	0	--
10/17/09	KENTUCKY	2	9	4.5	0	--
10/24/09	* at LSU	1	0	0.0	0	--
10/31/09	* OLE MISS	3	35	11.7	0	--
11/7/09	* FURMAN	2	38	19.0	1	24
11/14/09	at Georgia	6	55	9.2	0	--
11/27/09	* ALABAMA	4	20	5.0	0	--
1/1/10	Northwestern (Outback)	3	10	4.3	0	--

DATE	OPPONENT	REC	YDS	AVG	TD	TD REC	
9/4/10	ARKANSAS STATE	4	65	16.3	2	36, 38	
9/9/10	* at Mississippi State	1	14	14.0	0	--	
9/18/10	CLEMSON	DID NOT PLAY					
9/25/10	SOUTH CAROLINA	1	3	3.0	0	--	
10/2/10	LOUISIANA-MONROE	1	12	12.0	0	--	
10/9/10	* at Kentucky	2	7	3.5	0	--	
10/16/10	* ARKANSAS	3	36	12.0	0	--	
10/23/10	* LSU	1	5	5.0	0	--	
10/30/10	at Ole Miss	0	0	0.0	0	--	
11/6/10	CHATTANOOGA	0	0	0.0	0	--	
11/13/10	GEORGIA	2	9	4.5	0	--	
11/26/10	at Alabama	1	6	6.0	0	--	
12/4/10	South Carolina (SECCG)	0	0	0.0	0	--	
1/10/11	Oregon (BCSNCG)	1	16	16.0	0	--	



TUNDE FARIYIKE #65 OL

6-2 • 330 • Fr. • HS
Thomaston, Ga. (Upson-Lee)
Science & Math

2010 — Did not play.

HIGH SCHOOL — High School Coach: Tommy Watson ... Named to the 2009 Region 1-A AAAA Coaches' All-Region First Team, after earning second-team honors as a junior ... Named to the 2009 All-Middle Georgia Third Team at offensive line ... Two-year starter on the offensive line ... Received award for best grade-point average on football team all three years that he played football ... Planning on a pre-med major and wants to become a doctor.

PERSONAL — Born Oct. 3, 1991 ... Son of Dr. Barbatunde and Fola Fariyike ... Major: Science & Math.



TRENT FISHER #31 DB


6-0 • 184 • Fr. • HS
Nashville, Tenn. (Christian Presbyterian Academy)
Undecided

2010 — Did not play.

HIGH SCHOOL — High School Coach: Jay Matthews ... A three-year starter ... Recorded 120 tackles with two interceptions as a senior ... Also had seven receptions with one touchdown during senior season.

PERSONAL — Born June 19, 1992 ... Son of Jeff and Julie Fisher ... Father, Jeff, was head coach of the Tennessee Titans ... Major: Undecided.

2010 AUBURN FOOTBALL - THE PLAYERS



**DEE
FORD** #95 **DE**

6-4 • 233 • So. • 1L
Odenville, Ala. (St. Clair County)
Undecided

2010 — Appeared in 13 games with one start and totaled 11 tackles with 2.0 TFLs, both sacks ... Saw playing time in season opener vs. Arkansas State but did not record a tackle ... Played in SEC opener at Mississippi State but did not register a tackle ... Did not play vs. Clemson ... Saw limited snaps vs. South Carolina ... Against ULM, earned first career start and equaled career-high with four tackles, three solo ... Also had two QB hurries ... Recorded one assisted tackle vs. Kentucky ... Played but did not have a tackle vs. Arkansas ... Saw snaps on defense but did not have a tackle vs. LSU ... Had one tackle vs. Ole Miss ... Against UTC, totaled three tackles, all solo, with one sack for minus 5 yards and a pair of QB hurries ... Against Georgia, only tackle of game was a solo sack for minus 11 yards ... Saw playing time vs. Alabama but did not have tackle ... Had one tackle in the win over South Carolina in SEC Championship Game ... Played but did not have a tackle vs. Oregon in the BCS National Championship Game.

2009 — Appeared in 13 games ... Totaled 12 tackles ... In first collegiate game, recorded one tackle with two QBH ... Had one tackle, solo, and one QB hurry in limited snaps vs. Mississippi State ... Had one QB hurry vs. West Virginia ... Against Ball State, had season highs with four tackles with one sack (minus 10 yards) and half a TFL (minus 1 yard) with one QB hurry ... Registered two tackles against Arkansas ... Saw playing time but did not record a tackle vs. LSU and Ole Miss ... Matched season-high with four tackles vs. Furman and added 1.0 TFL for minus 6 yards and a pair of QB hurries ... Also recorded first-career INT, picking off a deflected pass vs. Paladin ... Saw playing time vs. Georgia, but did not register a tackle ... Saw playing time vs. Alabama but did not record a tackle ... Played but did not register a tackle vs. Northwestern in Outback Bowl.

HIGH SCHOOL — High School Coach: Charlie Boren ... As a senior, had 90 tackles (40 solo, 50 assists), including 38 tackles for loss and 18 sacks, intercepted a pass and broke up three ... Selected 2008 Star of Alabama for his game against Hokes Bluff with 12 tackles including five sacks for a loss of 40 yards, and an interception ... As a junior, had 87 total tackles with 36 solo, 16 tackles for a loss and 12 sacks ... Named to the Class 4A All-State team by the Alabama Sports Writers Association as a senior ... Ranked as the nation's No. 26 defensive end by Scout.com ... Listed as the nation's No. 35 defensive end by ESPN.com/Scouts, Inc. ... Listed as the No. 7 player from Alabama by SuperPrep ... Ranked 62nd among outside linebackers and 27th on the Alabama Postseason Top 40 by Rivals.com.

PERSONAL — Born March 19, 1991 ... Son of James and Debbie Ford ... Major: Liberal Arts.

FORD'S CAREER DEFENSIVE STATS

YEAR	G/GS	TT	UT	AT	TFL-YDS	QBS-YDS	FF/FR	PD	I/YDS
2009	13/0	12	5	7	2.5-17	1.0-10	0/0	1	1/3
2010	13/1	10	7	3	2.0-16	2.0-16	0/0	0	0/0
Totals	26/1	22	12	10	4.5-33	3.0-26	0/0	1	1/3

FORD'S GAME-BY-GAME DEFENSIVE STATS

DATE	OPPONENT	TT	UT	AT	TFL-YDS	QBS-YDS
9/5/09	LOUISIANA TECH	1	0	1	0.0-0	0.0-0
9/12/09	MISSISSIPPI STATE	1	1	0	0.0-0	0.0-0
9/19/09	WEST VIRGINIA	0	0	0	0.0-0	0.0-0
9/26/09	BALL STATE	4	1	3	1.5-11	1.0-10
10/3/09	at Tennessee	0	0	0	0.0-0	0.0-0
10/10/09	at Arkansas	2	0	2	0.0-0	0.0-0
10/17/09	KENTUCKY	0	0	0	0.0-0	0.0-0
10/24/09	at LSU	0	0	0	0.0-0	0.0-0
10/31/09	OLE MISS	0	0	0	0.0-0	0.0-0
11/7/09	FURMAN	4	3	1	1.0-6	0.0-0
11/14/09	at Georgia	0	0	0	0.0-0	0.0-0
11/27/09	ALABAMA	0	0	0	0.0-0	0.0-0
1/1/10	Northwestern (Outback)	0	0	0	0.0-0	0.0-0

DATE	OPPONENT	TT	UT	AT	TFL-YDS	QBS-YDS
9/4/10	ARKANSAS STATE	0	0	0	0.0-0	0.0-0
9/9/10	at Mississippi State	0	0	0	0.0-0	0.0-0
9/18/10	CLEMSON				DID NOT PLAY	
9/25/10	SOUTH CAROLINA	0	0	0	0.0-0	0.0-0
10/2/10	* LOUISIANA-MONROE	4	3	1	0.0-0	0.0-0
10/9/10	at Kentucky	1	0	1	0.0-0	0.0-0
10/16/10	ARKANSAS	0	0	0	0.0-0	0.0-0
10/23/10	LSU	0	0	0	0.0-0	0.0-0
10/30/10	at Ole Miss	1	0	1	0.0-0	0.0-0
11/6/10	CHATTANOOGA	3	3	0	1.0-5	1.0-5
11/13/10	GEORGIA	1	1	0	1.0-11	1.0-11
11/26/10	at Alabama	0	0	0	0.0-0	0.0-0
12/4/10	South Carolina (SECCG)	1	0	1	0.0-0	0.0-0
1/10/11	Oregon (BCSNCG)	0	0	0	0.0-0	0.0-0



**ELTORO
FREEMAN** #21 **LB**

5-11 • 225 • Jr. • 1L
Alexander City, Ala. (Miss. Gulf Coast CC)
Exercise Science

2010 — Appeared in 12 games with five starts ... Totaled 37 tackles with 4.0 TFLs and 1.0 sack ... Started season opener vs. Arkansas State and registered six tackles with a TFL (minus 4 yards) and one QB hurry ... In SEC opener at Mississippi State, led AU in tackles with nine stops, including six solo tackles ... Also had one 1.0 TFL for minus 1 yard vs. MSU ... Saw limited snaps vs. Clemson and did not make a tackle ... Played vs. South Carolina but did not have a tackle ... Against ULM, totaled three tackles, all solo stops, in limited snaps ... Did not play vs. Kentucky and Arkansas ... Saw snaps vs. LSU but did not have a tackle ... Played vs. Ole Miss but did not register a tackle ... Against UTC, started and led all tacklers with eight stops ... Played vs. Georgia but did not have a tackle ... Started vs. Alabama and tied season high with nine tackles ... Recorded first sack of season (minus 3 yards) and tied career best with a pair of TFLs (minus 5 yards) ... Part of AU defense that held Alabama to 67 yards total offense in second half ... Started and had one tackle in win over South Carolina in SEC Championship Game ... Registered one solo tackle vs. Oregon in BCS National Championship Game.

2009 — Appeared in 10 games with seven starts ... Totaled 31 tackles ... Did not play in season opener vs. Louisiana Tech ... In first collegiate action, recorded six tackles vs. Mississippi State ... Earned first career start vs. West Virginia and had one solo tackle ... Started vs. LSU and recorded season-high 12 tackles with a sack (minus 10 yards) and 2.0 TFLs (minus 12 yards), both first of AU career ... Tied for team high with nine tackles vs. Ole Miss ... Six of nine tackles vs. Rebels were solo ... Also had one QB hurry vs. Rebels ... Started vs. Furman, but did not record a tackle in limited snaps ... Totaled a pair of tackles vs. Georgia before leaving in first half with injury ... Did not play vs. Alabama due to injury ... Had one solo tackle vs. Northwestern in Outback Bowl.

SPRING 2009 — Participated in spring drills at Auburn after enrolling in January

JUNIOR COLLEGE — Junior College Coach: Steve Campbell ... Played at Mississippi Gulf Coast CC in Perkinston, Miss. ... As a freshman in 2007, helped Mississippi Gulf Coast to National Championship ... Redshirted in 2008.

HIGH SCHOOL — High School Coach: Carl Martin ... Recorded 140 tackles and 10 sacks at linebacker his senior year, while taking 15 carries for 223 yards and three scores at running back ... Recorded 100 tackles, including 52 for losses his junior year ... Named a PrepStar All-American recruit ... Listed as tenth-ranked prospect in state of Alabama by The Birmingham News ... Ranked No. 19 nationally at outside linebacker and the No. 10 overall recruit in Alabama by rivals.com ... Ranked No. 20 among outside linebackers by ESPN.com ... Selected by the AHSAA to play in the Alabama North/South All-Star game as a junior ... Named Birmingham News and ASWA Class 5A All-State ... Selected as a member of the Atlanta Journal-Constitution Super Southern 100 ... Ranked the No. 78 prospect in the Mobile Register's Super Southeast 120 ... Named a Birmingham News Super Senior before the 2006 campaign.

PERSONAL — Born May 7, 1989 ... Son of Greta and Rome Freeman ... Major: Exercise Science.

2010 AUBURN FOOTBALL - THE PLAYERS

FREEMAN'S CAREER DEFENSIVE STATS

YEAR	G/GS	TT	UT	AT	TFL-YDS	QBS-YDS	FF/FR	PD	I/YDS
2009	10/7	31	15	16	2.0-12	1.0-10	0/0	0	0/0
2010	12/5	37	22	15	4.0-10	1.0-3	0/0	0	0/0
Totals	22/12	68	37	31	6.0-22	2.0-13	0/0	0	0/0


FREEMAN'S CAREER GAME HIGH STATS

	No.	Opponent	Date
Tackles	12	LSU	10/24/09
TFL's	2.0	2x (last vs. Alabama)	11/26/10
Sacks	1.0	2x (last vs. Alabama)	11/26/10

FREEMAN'S GAME-BY-GAME DEFENSIVE STATS

DATE	OPPONENT	TT	UT	AT	TFL-YDS	QBS-YDS
9/5/09	LOUISIANA TECH	DID NOT PLAY				
9/12/09	MISSISSIPPI STATE	6	2	4	0.0-0	0.0-0
9/19/09	* WEST VIRGINIA	1	1	0	0.0-0	0.0-0
9/26/09	* BALL STATE	0	0	0	0.0-0	0.0-0
10/3/09	* at Tennessee	0	0	0	0.0-0	0.0-0
10/10/09	at Arkansas	DID NOT PLAY				
10/17/09	KENTUCKY	0	0	0	0.0-0	0.0-0
10/24/09	* at LSU	12	5	7	2.0-12	1.0-10
10/31/09	* OLE MISS	9	6	3	0.0-0	0.0-0
11/7/09	* FURMAN	0	0	0	0.0-0	0.0-0
11/14/09	* at Georgia	2	0	2	0.0-0	0.0-0
11/27/09	ALABAMA	DID NOT PLAY				
1/1/10	Northwestern (Outback)	1	1	0	0.0-0	0.0-0

DATE	OPPONENT	TT	UT	AT	TFL-YDS	QBS-YDS
9/4/10	* ARKANSAS STATE	6	3	3	1.0-4	0.0-0
9/9/10	* at Mississippi State	9	6	3	1.0-1	0.0-0
9/18/10	CLEMSON	0	0	0	0.0-0	0.0-0
9/25/10	SOUTH CAROLINA	0	0	0	0.0-0	0.0-0
10/2/10	LOUISIANA-MONROE	3	3	0	0.0-0	0.0-0
10/9/10	at Kentucky	DID NOT PLAY				
10/16/10	ARKANSAS	DID NOT PLAY				
10/23/10	LSU	0	0	0	0.0-0	0.0-0
10/30/10	at Ole Miss	0	0	0	0.0-0	0.0-0
11/6/10	* CHATTANOOGA	8	3	5	0.0-0	0.0-0
11/13/10	GEORGIA	0	0	0	0.0-0	0.0-0
11/26/10	* at Alabama	9	6	3	2.0-5	1.0-3
12/4/10	South Carolina (SECCG)	1	0	1	0.0-0	0.0-0
1/10/11	Oregon (BCSNCG)	1	1	0	0.0-0	0.0-0



HARRIS #58
GASTON LB

6-1 • 231 • RFr • RS
Birmingham, Ala. (Bessemer Academy)
Liberal Arts

2010 — Played nine games and totaled three tackles ... Saw playing but did not record a tackle in season opener vs. Arkansas State ... Did not play at Mississippi State ... Did not play vs. Clemson ... Saw limited snaps vs. South Carolina ... Saw extended playing time vs. ULM and notched one solo tackle ... Did not play vs. Kentucky ... Did not play vs. Arkansas ... Saw snaps vs. LSU but did not have a tackle ... Resisted one solo tackle vs. Ole Miss ... Played vs. UTC but left in first half with injury ... Played vs. Alabama but did not have a tackle ... Had one solo tackle and a QB hurry in win over South Carolina in SEC Championship Game.

2009 — Redshirted ... Appeared in four games ... Totaled nine tackles ... In first collegiate game, had one solo tackle in season opener vs. Louisiana Tech ... Also had one solo stop vs. Mississippi State ... Had one assisted tackle vs. West Virginia ... Against Ball State, set season high with six tackles, one solo ... Did not play last eight games due to injury.

HIGH SCHOOL — High School Coach: Josh Wright ... Had 114 tackles as a senior and returned two fumbles for touchdowns ... On offense during his senior season, caught 43 passes for 860 yards and 17 touchdowns ... As a junior, made 112 tackles, including 11 sacks, and had five interceptions and a defensive touchdown ... Named the AISA Back of the Year and to the All-State team by the Alabama Sports Writers

Association as a senior ... Ranked as the nation's No. 31 middle linebacker by Scout.com ... Ranked 23rd among outside linebackers and 16th on the Alabama Postseason Top 40 by Rivals.com ... Listed as the nation's No. 42 outside linebacker by ESPN.com/Scouts, Inc. ... Ranked No. 10 on the Birmingham News' Super Seniors list ... Listed as the No. 13 player from Alabama by SuperPrep ... Named to PrepStar's All-Southeast Region team.

PERSONAL — Born Feb. 24, 1991 ... Son of Terrence and Elonda Gaston ... Major: Liberal Arts.

GASTON'S CAREER DEFENSIVE STATS


YEAR	G/GS	TT	UT	AT	TFL-YDS	QBS-YDS	FF/FR	PD	I/YDS
2009	4/0	9	3	6	0.0-0	0.0-0	0/0	0	0/0
2010	9/0	3	3	0	0.0-0	0.0-0	0/0	0	0/0
Totals	13/0	12	6	6	0.0-0	0.0-0	0/0	0	0/0

GASTON'S GAME-BY-GAME DEFENSIVE STATS

DATE	OPPONENT	TT	UT	AT	TFL-YDS	QBS-YDS
9/5/09	LOUISIANA TECH	1	1	0	0.0-0	0.0-0
9/12/09	MISSISSIPPI STATE	1	1	0	0.0-0	0.0-0
9/19/09	WEST VIRGINIA	1	0	1	0.0-0	0.0-0
9/26/09	BALL STATE	6	1	5	0.0-0	0.0-0
10/3/09	at Tennessee	DID NOT PLAY				
10/10/09	at Arkansas	DID NOT PLAY				
10/17/09	KENTUCKY	DID NOT PLAY				
10/24/09	at LSU	DID NOT PLAY				
10/31/09	OLE MISS	DID NOT PLAY				
11/7/09	FURMAN	DID NOT PLAY				
11/14/09	at Georgia	DID NOT PLAY				
11/27/09	ALABAMA	DID NOT PLAY				
1/1/10	Northwestern (Outback)	DID NOT PLAY				

DATE	OPPONENT	TT	UT	AT	TFL-YDS	QBS-YDS
9/4/10	ARKANSAS STATE	0	0	0	0.0-0	0.0-0
9/9/10	at Mississippi State	DID NOT PLAY				
9/18/10	CLEMSON	0	0	0	0.0-0	0.0-0
9/25/10	SOUTH CAROLINA	0	0	0	0.0-0	0.0-0
10/2/10	LOUISIANA-MONROE	1	1	0	0.0-0	0.0-0
10/9/10	at Kentucky	DID NOT PLAY				
10/16/10	ARKANSAS	DID NOT PLAY				
10/23/10	LSU	0	0	0	0.0-0	0.0-0
10/30/10	at Ole Miss	1	1	0	0.0-0	0.0-0
11/6/10	CHATTANOOGA	0	0	0	0.0-0	0.0-0
11/13/10	GEORGIA	DID NOT PLAY				
11/26/10	at Alabama	0	0	0	0.0-0	0.0-0
12/4/10	South Carolina (SECCG)	1	1	0	0.0-0	0.0-0
1/10/11	Oregon (BCSNCG)	DID NOT PLAY				

2010 AUBURN FOOTBALL - THE PLAYERS



ANTONIO #6
GOODWIN WR

6-1 • 173 • Fr. • HS
Atlanta, Ga. (Booker T. Washington)
Undecided

2010 — Appeared in 13 games primarily on special teams ... Only game missed was Georgia ... Against Arkansas, blocked a punt in the second quarter which led to AU touchdown ... Blocked punt was first of career and first by an AU player since 2006 (Jerraud Powers vs. Florida) ... Played primarily on special teams vs. Alabama and against South Carolina in SEC Championship Game ... Played vs. Oregon in BCS National Championship Game but did not have a tackle or reception.

HIGH SCHOOL — High School Coach: Stanley Pritchett ... Ranked No. 47 in the ESPNU 150 ... No. 8 athlete by ESPN.com/Scouts Inc. ... No. 39-rated wide receiver and No. 28 prospect in Georgia by Rivals.com ... No. 30-ranked wide receiver by Scout.com ... Ranked as the No. 18 player in Georgia by SuperPrep ... Was a participant in the 2010 Under Armour All-American game.

PERSONAL — Born Feb. 12, 1991 ... Son of Renatta Goodwin and Tommie Jones, Sr. ... Major: Undecided.

GOODWIN'S CAREER RECEIVING STATS

YEAR	G/GS	NO	YDS	AVG	TD	LP/OPPONENT
2010	13/0	0	0	0.0	0	--



A.J. #77
GREENE OL

6-5 • 291 • Jr. • SQ
Madison, Tenn. (Brentwood Academy)
Anthropology

CAREER — Appeared in six games with three starts.

2010 — Started first three games of season before sustaining season-ending injury vs. Clemson ... Made first career start in season opener vs. Arkansas State ... Was part of o-line that totaled 608 yards of total offense vs. ASU ... In SEC opener at Mississippi State, part of o-line that helped Tigers rush for 190 yards and average 5.2 yards per play ... Started vs. Clemson and was part of o-line that helped Tigers amass 424 yards total offense including 221 rushing yards ... Left game in second half vs. Clemson due to injury.

2009 — Appeared in two games, seeing time against Mississippi State and Furman.

2008 — Did not play.

2007 — Redshirted

HIGH SCHOOL — High School Coach: Carlton Flatt ... Recorded 46 tackles and six sacks while helping Brentwood Academy to the Div. II Class 3A State Championship his senior year ... Named a finalist for Div. II, Class 3A Lineman of the Year in 2006 ... Attended the same high school as current Tiger Mike Berry and former Tiger King Dunlap.

PERSONAL — Born September 25, 1989 ... Son of Sonya Farley-Greene and Aubrey Greene Sr. ... Major: Anthropology.



JOSH #61
HARRIS DS

6-1 • 230 • Jr. • 1L
Carrollton, Ga. (Carrollton)
Political Science

CAREER — AU's deep snapper the last two seasons ... Awarded scholarship by coaches in August 2010.

2010 — Deep snapper on all field goal, PAT's and punts.

2009 — **SEC Academic Honor Roll** ... Appeared in all 13 games ... Deep snapper on field goal attempts, PAT and punts.

2008 — **SEC Academic Honor Roll** ... Did not play.

HIGH SCHOOL — High School Coach: Rayvan Teague.

PERSONAL — Born April 27, 1989 ... Son of Lori and John Harris ... Major: Political Science.



JAKE #5
HOLLAND LB

6-1 • 231 • Fr. • HS
Pelham, Ala. (Pelham)
Pre-Building Science

2010 — Played in nine games and totaled 12 tackles with 2.0 TFLs and 1.0 sack ... Saw first action of the season vs. ULM ... Totaled three tackles, all solo, with a sack (minus 3 yards) and a fumble recovery ... Saw limited snaps vs. Kentucky ... Had one PBU in limited action vs. Arkansas ... Registered one tackle vs. LSU in limited snaps ... Had one tackle in limited snaps vs. Ole Miss ... Against UTC, matched season total entering game with five tackles, with three coming on solo stops ... Played vs. Georgia but did not have a tackle ... In SEC Championship Game vs. South Carolina, totaled two tackles with a TFL for minus 1 yard and a QB hurry ... Had limited snaps vs. Oregon in BCS National Championship Game.

HIGH SCHOOL — High School Coach: Brett Burnett ... No. 8-rated inside linebacker and the No. 10 player in Alabama by Rivals.com ... No. 8-rated middle linebacker by ESPN.com/Scouts Inc. ... No. 12-rated middle linebacker by Scout.com ... Ranked as the No. 12 player in Alabama by SuperPrep ... Named to the All-Southeast Region team by PrepStar ... Ranked 20th among middle linebackers by Tom Lemming on Maxpreps.com ... Selected to the 2009 6A All-State Team by the Alabama Sports Writers Association as a senior ... Was a participant in the 2010 Under Armour All-American game ... No. 10 on the Birmingham News' list of the Alabama Super Seniors ... Ranked 12th on the Mobile Press Register's 2009 Elite 18 ... No. 109 on the Mobile Press Register's Super Southeast 120...Member of the Orlando Sentinel's 2009 All-Southern football team ... Finished his high school career with 351 tackles ... Totaled 153 tackles, 16 tackles for loss, a sack, four pass breakups, four forced fumbles, three interceptions and three fumble recoveries as a senior ... Racked up 129 tackles (74 solo) as a junior to go along with two sacks, eight quarterback hurries, one interception, one fumble recovery and five forced fumbles.

PERSONAL — Born Sept. 9, 1991 ... Son of Jeff and Terri Holland and Reid and Kimberly Hopkins ... Major: Pre-Building Science.

HOLLAND'S CAREER DEFENSIVE STATS

YEAR	G/GS	TT	UT	AT	TFL-YDS	QBS-YDS	FF/FR	PD	I/YDS
2010	9/0	12	7	5	2.0-3	1.0-2	0/1	1	0/0

2010 AUBURN FOOTBALL - THE PLAYERS

HOLLAND'S CAREER DEFENSIVE STATS

DATE	OPPONENT	TT	UT	AT	TFL-YDS	QBS-YDS
9/4/10	ARKANSAS STATE				DID NOT PLAY	
9/9/10	at Mississippi State				DID NOT PLAY	
9/18/10	CLEMSON				DID NOT PLAY	
9/25/10	SOUTH CAROLINA				DID NOT PLAY	
10/2/10	LOUISIANA-MONROE	3	3	0	1.0-3	1.0-3
10/9/10	at Kentucky	0	0	0	0.0-0	0.0-0
10/16/10	ARKANSAS	0	0	0	0.0-0	0.0-0
10/23/10	LSU	1	0	1	0.0-0	0.0-0
10/30/10	at Ole Miss	1	0	1	0.0-0	0.0-0
11/6/10	CHATTANOOGA	5	3	2	0.0-0	0.0-0
11/13/10	GEORGIA	0	0	0	0.0-0	0.0-0
11/26/10	at Alabama				DID NOT PLAY	
12/4/10	South Carolina (SECCG)	2	1	1	1.0-1	0.0-0
1/10/11	Oregon (BCSNCG)	0	0	0	0.0-0	0.0-0



DAVIS #45

HOOPER LB

6-0 • 207 • Jr. • SQ
Mongtomery, Ala. (Trinity Presbyterian)
Finance

2010 — Appeared in four games and totaled 37 yards on 12 carries ... Carried five times for 15 yards in season opener vs. Arkansas State ... Against UTC, had two carries for 2 yards.

2009 — Appeared in three games, Ball State, Tennessee and Furman.

High School —High School Coach: Randy Ragsdale ... All-State ... All-Metro ... All-Capital City Conference ... Perseverance Award from Quarterback Club ... Helped lead team to a state championship ... All-State and All-Metro in Baseball

Personal —Born March 16, 1988 ... Son of Thomas and Perry Hooper ... Major: Finance.

HOOPER'S CAREER RUSHING STATS

YEAR	G/GS	NO	YDS	AVG	TD	LP/OPPONENT
2009	3/0	3	1	0.3	0	2/ Furman
2010	4/0	12	37	3.1	0	6/Arkansas State
Totals	7/0	15	38	2.5	0	6/Arkansas State



CHRIS #40

HUMPHRIES LB

6-2 • 224 • So. • 1L
Somerville, Ala. (Brewer)
Agricultural Economics

2010 — Appeared in nine games and totaled four tackles ... Saw limited playing time in season opener vs. Arkansas State but did not record a tackle ... Played in SEC opener at Mississippi State, seeing snaps on special teams but did not record a tackle ... Did not play vs. Clemson ... Saw time on special teams vs. South Carolina ... Against ULM, saw extended snaps and totaled career-best three tackles and first career fumble recovery ... Did not play vs. Kentucky ... Saw time on special teams vs. Arkansas ... Played vs. LSU but did not have a tackle ... Saw playing time vs. Ole Miss ... Had one solo tackle vs. UTC ... Saw time vs. South Carolina in SEC Championship Game.

2009 — Saw action in 11 games, primarily on special teams ... Had eight tackles, including one tackle for loss and one forced fumble ... Third on team with six special teams tackles ... Career-high three tackles, all on special teams, in Outback Bowl victo-

ry over Northwestern ... Had two stops against Mississippi State and one each versus Louisiana Tech, Arkansas and Ole Miss ... Tackle versus Louisiana Tech was a tackle for loss (-1 yard) ... Forced a fumble on a vicious hit on the opening kickoff against Ole Miss that set the tone for the game for Tigers.

HIGH SCHOOL — High School Coach: Billy Coleman ... Four year All-Area ... Wendy's High School Heisman Nominee ... Defensive Player of the Year Hartselle Region as a junior ... Defensive Player of the Year Runner-up Hartselle Region as a senior ... Ranked third as a senior on ESPN Recruit Tracker for MLB.

PERSONAL — Born Nov. 1, 1988 ... Son of Randy and Kim Humphries ... Major: Agricultural Economics ... Minor: Political Science.

HUMPHRIES' CAREER DEFENSIVE STATS

YEAR	G/GS	TT	UT	AT	TFL-YDS	QBS-YDS	FF/FR	PD	I/YDS
2009	11/0	8	6	2	1.0-1	0.0-0	1/0	0	0/0
2010	9/0	4	2	2	0.0-0	0.0-0	0/1	0	0/0
Totals	20/0	12	8	4	1.0-1	0.0-0	1/1	0	0/0



BYRON #57

ISOM OL

6-3 • 302 • Sr. • 3L
Jonesboro, Ga. (Lovejoy)
Graduate

CAREER — Started 32 games and appeared in 36 ... Part of offense that became the first AU team to ever rush for 300 yards or more in six straight SEC games during 2010 season.

2010 — **Associated Press Second-Team All-SEC ... Phil Steele First-Team All-SEC** ... Started all 14 games ... Part of o-line that allowed 23 sacks in 296 pass attempts ... Versus Arkansas State helped lead AU to 608 yards total offense ... Tigers rushed for 367 yards and allowed just one sack in 16 pass attempts ... Helped Tigers rush for 190 yards in SEC opener at Mississippi State ... Versus Clemson helped AU total 424 yards total offense with 221 rushing yards ... Helped AU average 7.0 yards per play vs. Clemson ... Against South Carolina, helped Tigers rush for 334 yards against SEC's top rush defense ... Against ULM, helped Tigers post third consecutive game with at least 220 yards rushing as AU rushed for 233 yards ... Tigers had just 11 negative yards rushing vs. ULM ... Against Kentucky, part of o-line did not allow a sack in 21 pass attempts and allowed just 10 negative yards in 52 rushing plays ... O-line helped Tigers rush for 311 yards, marking the third time this season AU has crossed the 300-yard rushing mark ... Against Arkansas, helped Tigers set all-time high points (65) vs. an SEC team ... Part of o-line that paved way for 330 yards rushing and allowed a pair of sacks in 15 pass attempts ... Against LSU, part of o-line that rolled up 440 yards rushing, the most ever against an LSU defense and the fifth-most by an AU team ... Against Ole Miss, helped offense rush for 343 yards and amass 572 yards total offense marking fifth time this season Tigers have surpassed 500 yards total offense ... Against UTC, helped Tigers total 628 yards offense as AU put up 41 points in first half ... AU offense averaged 11.6 yards per play and 9.8 yards per rush ... Against Georgia, helped Tigers total 463 yards of offense with 315 rushing ... Part of o-line that has helped AU score 48 points or more in six of 11 games this season ... Against Alabama, helped AU offense overcome slow start and total 332 yards of offense and score 28 points over the final three quarters ... Helped Tigers run for 118 yards in the second half ... In SEC Championship Game vs. South Carolina, helped Auburn rack up 589 yards total offense with 238 yards rushing and 351 passing ... Tigers averaged 8.3 yards per play and set SEC Championship Game record with 21 points in a quarter (first) ... Auburn also set SEC Championship Game record with 56 total points and the 39-point margin of victory ... Against Oregon in BCS National Championship Game, helped Tigers rush for 254 yards and amass 519 yards total offense.

2009 — Appeared in 10 games, all starts ... Had 50 knockdown blocks on season ... Part of o-line that gave up just 21 sacks in 364 pass attempts ... Started at guard in sea-

2010 AUBURN FOOTBALL - THE PLAYERS

son opener vs. Louisiana Tech and did not allow a sack in 27 pass attempts ... Also recorded three knockdown blocks vs. Tech ... Started against Mississippi State, did not allow a sack in 24 pass attempts ... Registered three knockdown blocks vs. Mississippi State ... Took every snap vs. West Virginia and registered five knockdown blocks ... Did not play vs. Ball State or Tennessee ... Tied with third-most knockdown blocks vs. Arkansas with seven ... Led Tigers with 5.5 knockdown blocks vs. Kentucky ... Led o-line and recorded season-high with 12 knockdown blocks on the road at LSU ... Recorded 6.5 knockdown blocks vs. Ole Miss ... In one half of play vs. Furman, tied for team high with eight knockdown blocks ... Part of o-line that helped Tigers to 332 yards total offense and 21 points vs. Alabama ... Helped paved way to 420 yards total offense vs. Northwestern in Outback Bowl.


2008 — Played in eight games with seven starts ... Posted season-high grade of 90 percent vs. Arkansas ... Finished with 32 cockroach blocks, 12.5 pancake blocks and 52 rodeo blocks ... Earned first career start in season opener vs. Louisiana-Monroe, grading at 87 percent overall on 59 snaps ... Graded 83 percent overall on 76 snaps vs. Southern Miss with 10 rodeo blocks ... Played 75 snaps, grading overall at 88 percent vs. Mississippi State ... Had 11 rodeo, 4.5 pancake and three cockroach blocks vs. MSU ... Graded at 84 percent overall on 70 snaps vs. LSU with nine rodeo, five cockroach and two pancake blocks ... Graded at 81 percent overall on 72 snaps vs. Tennessee with nine rodeo and six cockroach blocks ... On 65 snaps vs. Vanderbilt, graded at 82 percent overall with five cockroach blocks ... Against Arkansas, posted a 90 percent overall grade on 62 snaps with seven rodeo, 9 cockroach and two pancake blocks ... Did not play vs. West Virginia and Ole Miss due to injury ... Logged 10 snaps vs. UT Martin, grading at 100 percent overall with one rodeo and one pancake block.

2007 — Saw action in three games ... First collegiate snap came against New Mexico State ... Also saw limited game action against Vanderbilt and Tennessee Tech.

2006 — Redshirted.

HIGH SCHOOL — High School coach: Al Hughes ... Started both ways for Lovejoy his senior season at offensive and defensive tackle, finishing with 30 pancake blocks, 89 tackles and 12 sacks and returning two fumbles for touchdowns ... Finished his career with 219 tackles and 31 sacks ... Ranked No. 56 among defensive linemen by Rivals.com ... Ranked No. 48 in the Rivals Postseason Georgia Top 50 ... Ranked as the No. 43 player from the state of Georgia by Georgia Sports Monthly.

PERSONAL — Born June 10, 1988 ... Son of Lee and Cynthia Isom ... Graduated in August 2010 with a degree in Public Administration.



**SHAUN
KITCHENS** **#4**
WR

6-3 • 217 • Fr. • HS
College Park, Ga. (Banneker)
Pre-Radio/Television/Film

2010 — Appeared in nine games primarily on special teams ... Totaled five tackles on special teams ... Saw playing time but did not record a catch in season opener vs. Arkansas State ... Played in SEC opener at Mississippi State, primarily on special teams ... Saw playing time vs. Clemson but did not have a catch ... Saw time vs. South Carolina ... Against ULM, caught first pass but was tackled for loss (minus 3 yards) ... Did not play vs. Kentucky ... Did not play vs. Arkansas ... Did not play vs. LSU ... Saw playing time vs. Ole Miss, primarily on special teams ... Played but did not have a catch vs. UTC ... Did not play vs. UGA and Alabama ... Also played against South Carolina in SEC Championship Game and Oregon in BCS National Championship Game.

HIGH SCHOOL — High School Coach: Ed Gosa ... Ranked No. 98 in the ESPN 150 ... No. 10 athlete by ESPN.com/Scouts Inc. ... No. 33-rated outside linebacker by Scout.com ... No. 48-rated athlete and No. 15 prospect in Alabama by Rivals.com ... No. 20-ranked outside linebacker by Tom Lemming on Maxpreps.com ... Ranked as the No. 42 player in Georgia by SuperPrep ... Named to the All-Southeast Region team by PrepStar ... As a senior, named second team Region 5-AAAA as a wide receiver ... As a junior, had 23 rushing attempts for 57 yards and two touchdowns, completed 5-of-11 passes for 229 yards and three touchdowns with only one interception and caught 16 passes for 289 yards and two TDs.

PERSONAL — Born Oct. 23, 1991 ... Son of Kimberly Harkness and Bruce Grant ... Major: Pre-Radio/Television/Film.

KITCHENS' CAREER RECEIVING STATS

YEAR	G/GS	NO	YDS	AVG	TD	LP/OPPONENT
2010	9/0	1	-3	-3.0	0	--



**JAKE
LEMBKE** **#65**
DS

6-0 • 234 • RFr. • SQ
New Lenox, Ill. (Providence Catholic)
Wildlife Ecology & Management

2010 — Did not play.

HIGH SCHOOL — High School Coach: Mark Coglianese.

PERSONAL — Born Nov. 24, 1990 ... Son of Mike and Judy Lembke ... Has three brothers, Josh, Dan and Ben ... Major: Wildlife Ecology & Management.



**COREY
LEMONIER** **#55**
DE

6-4 • 227 • Fr. • HS
Hialeah, Fla. (Hialeah)
Pre-Business

2010 — **SEC Coaches' All-Freshman Team** ... Appeared in 14 games with one start and totaled 17 tackles with 5.0 TFLs and 2.0 sacks ... In season opener vs. Arkansas State, recored a pair of QB hurries and one tackle in limited action ... In SEC opener at Mississippi State, recorded first career forced fumble which led to AU field goal and a 17-7 lead ... Also totaled one tackle vs. MSU ... Recorded one assisted tackle vs. Clemson ... Against South Carolina, recorded two tackles with first career sack (minus 8 yards) ... Against ULM, recorded career best three tackles and 2.0 TFLs (minus 8 yards) with a sack (minus 5 yards) ... Also had two QB hurries ... Saw playing time but did not have a tackle vs. Kentucky ... Played but did not record a tackle vs. Arkansas ... Saw snaps on defense vs. LSU but did not have a tackle ... Against Ole Miss, registered a TFL for minus 4 yards to go with a pair of solo tackles ... Earned first start of career vs. UTC, had one QB hurry ... Against Georgia, had one tackle and one QB hurry ... Had one tackle vs. Alabama and helped hold Tide to 67 yards total offense in second half ... In SEC Championship Game vs. South Carolina, had a pair of tackles, both solo stops ... Against Oregon in BCS National Championship Game, totaled three tackles, tying season high, and one TFL for minus 3 yards.

HIGH SCHOOL — High School Coach: Marc Berman ... No. 35-ranked player in the nation, No. 3 weakside defensive end and No. 4 player in Florida by Rivals.com ... Ranked 46th overall, No. 7 defensive end and No. 6 player in Florida by Scout.com ... Ranked No. 94 on the ESPN 150 ... Ranked as the No. 9 defensive end in the nation by ESPN.com/Scouts, Inc. ... Ranked No. 44 on the SuperPrep Elite 50 and the No. 11 defensive lineman and No. 4 player in Florida ... Named to the PrepStar Dream Team as the No. 108-ranked player in the nation ... Ranked No. 5 in the Orlando Sentinel's Florida Top 100 ... 2010 Under Armour All-American Game participant ... No. 13 on the Mobile Press Register's 2010 Super Southeast 120 ... Selected to compete in the "Team USA vs. The World" all-star game ... Registered 50 tackles and 10 sacks as a junior.

PERSONAL — Born Nov. 19, 1991 ... Son of Henry and Francoise Lemonier ... Major: Pre-Business.

2010 AUBURN FOOTBALL - THE PLAYERS

LEMONIER'S CAREER DEFENSIVE STATS

YEAR	G/GS	TT	UT	AT	TFL-YDS	QBS-YDS	FF/FR	PD	I/YDS
2010	14/1	17	12	5	5.0-23	2.0-13	1/0	0	0/0

LEMONIER'S CAREER GAME HIGH STATS

	No.	Opponent	Date
Tackles	3	2x (last vs. Oregon [BCSNCG])	1/10/11
TFLs	2.0	ULM	10/2/10
Sacks	1.0	2x (last vs. ULM)	10/2/10

LEMONIER'S GAME-BY-GAME DEFENSIVE STATS

DATE	OPPONENT	TT	UT	AT	TFL-YDS	QBS-YDS
9/4/10	ARKANSAS STATE	1	0	1	0.0-0	0.0-0
9/9/10	at Mississippi State	1	0	1	0.0-0	0.0-0
9/18/10	CLEMSON	1	0	1	0.0-0	0.0-0
9/25/10	SOUTH CAROLINA	2	1	1	1.0-8	1.0-8
10/2/10	LOUISIANA-MONROE	3	3	0	2.0-8	1.0-5
10/9/10	at Kentucky	0	0	0	0.0-0	0.0-0
10/16/10	ARKANSAS	0	0	0	0.0-0	0.0-0
10/23/10	LSU	0	0	0	0.0-0	0.0-0
10/30/10	at Ole Miss	2	2	0	1.0-4	0.0-0
11/6/10	* CHATTANOOGA	0	0	0	0.0-0	0.0-0
11/13/10	GEORGIA	1	1	0	0.0-0	0.0-0
11/26/10	at Alabama	1	0	1	0.0-0	0.0-0
12/4/10	South Carolina (SECCG)	2	2	0	0.0-0	0.0-0
1/10/11	Oregon (BCSNCG)	3	2	1	1.0-3	0.0-0



PHILIP #43 LUTZENKIRCHEN TE

6-4 • 258 • So. • 1L
Marietta, Ga. (Lassiter)
Radio/Television/Film

CAREER — T-2nd in touchdowns by a TE in Auburn history with seven ... Holds AU single-season record for touchdowns by a TE with five (2010) ... T-8th in AU history in TD catches for a freshman with two.

MISCELLANEOUS — Most letters in first and last name combined, 19, than any other Auburn football player in school history ... Joins Steve Christenberry (DB, 1983) as AU players with most letters in last name, 13.

2010 — Appeared in 13 games with five starts and totaled 15 receptions for 185 yards and five TDs ... Third on team in TD receptions and fourth in receiving yards ... Saw playing time but did not have a reception in season opener vs. Arkansas State ... Played but did not have a catch in SEC opener at Mississippi State ... Played but did not have a catch vs. Clemson ... Earned first start, caught first pass and first TD catch of season vs. South Carolina ... Totaled three catches for 22 yards with a 7-yard TD grab that gave AU 28-27 lead in 4th quarter ... Against ULM, set career high with four catches and 41 yards with a career-long 26-yard grab ... Also had a 5-yard TD catch in second quarter ... Started and hauled in one pass for 12 yards vs. Kentucky ... Played but did not have a catch vs. Arkansas ... Started vs. LSU and hauled in one pass, a one-hand behind-the-back grab, for 6 yards ... Played vs. Ole Miss but did not have a catch before leaving in first half with injury ... Did not play vs. UTC due to injury ... Against Georgia, had two catches, both for TD's for first career multi-score game, totaling 31 yards ... TD grabs were for 18 and 13 yards ... First TD came in second quarter and tied game 21-21 ... Second score came in fourth quarter and gave AU 42-31 lead ... Against Alabama, only reception was 7-yard TD catch that gave AU a 28-27 lead with 11:55 left in game ... Only second TE in last 12 years (last coming in 2007) to have a TD reception in consecutive games ... Caught one pass for 18 yards in win over South Carolina in SEC Championship Game ... Against Oregon in BCS National Championship Game, started and caught two passes for 48 yards with a career-long catch of 39 yards.

2009 — Appeared in 13 games with one start ... Totaled five catches for 22 yards and two TDs ... Saw playing time but did not record a catch in season opener vs. Louisiana Tech ... Recorded first career catch, a 13-yard TD reception from Kodi Burns, vs. Mississippi State ... Played, but did not record a catch vs. West Virginia ... Caught 14-yard pass vs. Ball State

... Against LSU, caught two passes with one for season-long 17 yards and another for 1-yard TD ... Earned first career start and had one catch for season-long of 21 yards vs. Furman ... Played, but did not have a catch in last three games of the season.

HIGH SCHOOL — High School Coach: Chip Lindsey ... As a senior, caught 72 passes for 1,000 yards and seven touchdowns ... Finished his junior season with 46 receptions for 496 yards and seven scores while adding 48 tackles, an interception and a blocked punt on defense ... Named Class 5A All-State as a senior by the Atlanta Journal-Constitution and the Georgia Sports Writers Association ... Named to the Atlanta Journal-Constitution Super Southern 100 ... Ranked No. 74 on the Mobile Press-Register's Super Southeast 120 ... Ranked 172nd on the Rivals.com Rivals250 ... Ranked third nationally among tight ends and 11th on the Georgia Postseason Top 75 by Rivals.com ... Ranked as the tight end with the nation's best hands by Rivals.com ... Listed as the nation's No. 6 tight end by ESPN.com/Scouts, Inc. ... Ranked as the nation's No. 8 tight end by Scout.com ... Listed as the country's No. 11 tight end and the No. 11 player from Georgia by SuperPrep ... Named a PrepStar All-American.

PERSONAL — Born June 1, 1991 ... Son of Mike and Mary Lutzenkirchen ... Major: Radio/Television/Film.

LUTZENKIRCHEN'S CAREER RECEIVING STATS

YEAR	G/GS	NO	YDS	AVG	TD	LP/OPPONENT
2009	13/1	5	66	13.2	2	21/Furman
2010	13/5	15	185	12.3	5	39/Oregon (BCSNCG)
Totals	26/6	20	251	12.6	7	39/Oregon (BCSNCG)

LUTZENKIRCHEN'S CAREER GAME HIGH STATS

	No.	Opponent	Date
Receptions	4	ULM	10/2/10
Rec. Yards	48	Oregon (BCSNCG)	1/10/11
Rec. TDs	2	Georgia	11/13/10

LUTZENKIRCHEN'S GAME-BY-GAME RECEIVING STATS

DATE	OPPONENT	REC	YDS	AVG	TD	TD REC
9/5/09	LOUISIANA TECH	0	0	0.0	0	--
9/12/09	MISSISSIPPI STATE	1	13	13.0	1	13
9/19/09	WEST VIRGINIA	0	0	0.0	0	--
9/26/09	BALL STATE	1	14	14.0	0	--
10/3/09	at Tennessee	0	0	0.0	0	--
10/10/09	at Arkansas	0	0	0.0	0	--
10/17/09	KENTUCKY	0	0	0.0	0	--
10/24/09	at LSU	2	18	9.0	1	1
10/31/09	OLE MISS	0	0	0.0	0	--
11/7/09	* FURMAN	1	21	21.0	0	--
11/14/09	at Georgia	0	0	0.0	0	--
11/27/09	ALABAMA	0	0	0.0	0	--
1/1/10	Northwestern (Outback)	0	0	0.0	0	--

DATE	OPPONENT	REC	YDS	AVG	TD	TD REC
9/4/10	ARKANSAS STATE	0	0	0.0	0	--
9/9/10	at Mississippi State	0	0	0.0	0	--
9/18/10	CLEMSON	0	0	0.0	0	--
9/25/10	* SOUTH CAROLINA	3	22	7.3	1	7
10/2/10	LOUISIANA-MONROE	4	41	13.7	1	26
10/9/10	* at Kentucky	1	12	12.0	0	--
10/16/10	ARKANSAS	0	0	0.0	0	--
10/23/10	* LSU	1	6	6.0	0	--
10/30/10	at Ole Miss	0	0	0.0	0	--
11/6/10	CHATTANOOGA			DID NOT PLAY		
11/13/10	GEORGIA	2	31	15.5	2	18, 13
11/26/10	* at Alabama	1	7	7.0	1	7
12/4/10	South Carolina (SECCG)	1	18	18.0	0	--
1/10/11	Oregon (BCSNCG)	2	48	24.0	0	--

2010 AUBURN FOOTBALL - THE PLAYERS



DERRICK #97
LYKES DL

6-2 • 286 • So. • 1L
Clanton, Ala. (Chilton County)
Philosophy


2010 — Appeared in three games and totaled three tackles ... Saw first action of the season against Kentucky and tallied two tackles ... Also saw snaps vs. Chattanooga and logged one tackle ... Saw snaps vs. South Carolina in SEC Championship Game.

2009 — Appeared in 13 games ... Finished season with nine tackles, three solo and six assisted, and half a TFL ... Totaled four tackles, two solo, with first career TFL vs. Ball State ... Notched two tackles vs. Arkansas ... Had one solo tackle vs. Furman ... Logged a pair of tackles vs. Northwestern in Outback Bowl.

2008 — Redshirted.

HIGH SCHOOL — High School Coach: Steve McCord ... Was able to play in just two games as a senior due to an ankle injury ... As a junior, totaled 75 tackles including eight sacks, forced three fumbles and returned two for touchdowns ... Also caught two touchdown passes as a tight end during his junior season ... Rated 100th defensive end in the nation by Scout.com.

PERSONAL — Born June 4, 1989 ... Son of May Lykes and Lloyd Goodwin ... Major: Philosophy.




ERIC #60
MACK OL

6-3 • 361 • Fr. • HS
St. Matthews, SC (Calhoun County)
Undecided

2010 — Did not play.

HIGH SCHOOL — High School Coach: James Stokes ... Ranked No. 78 in the ESPN 150 ... No. 2-rated offensive guard by ESPN.com/Scouts Inc. ... Rated the No. 6 offensive guard and the No. 10 prospect in South Carolina by Rivals.com ... No. 10-ranked offensive guard by Scout.com ... No. 7-ranked offensive guard/center by Tom Lemming on Maxpreps.com ... Named an All-American, the No. 4 offensive lineman and the No. 2 player in South Carolina by SuperPrep ... Named to the PrepStar All-American team ... Member of the 2009 Associated Press All-State Team ... Was a participant in the 2010 Under Armour All-American game ... Selected to play in South Carolina's North-South All-Star game ... No. 50 on the Mobile Press Register's Super Southeast 120.

PERSONAL — Born Aug. 9, 1991 ... Son of Wynette Sellers ... Major: Undecided.



ONTERIO #23
McCALEBB RB

5-10 • 171 • So. • 1L
Fort Meade, Fla. (Hargrave Military Academy)
Liberal Arts

CAREER — 27th in career rushing at AU with 1,375 yards ... Holds AU single-season record for yards per carry (min. 75 attempts) with 8.5 yard average ... Became the first AU freshman to ever rush for 100 yards or more in his first two games ... Is just the fourth AU freshman to rush for 100 yards or more in any two consecutive games (Carnell Williams in 2001, Darrell Williams in 1989 and Ron O'Neal in 1981) ... T-10th in rushing yardage for a freshman in AU history ... Became sixth AU freshman to rush for 500 yards in a season ... Has five TD runs of 48 yards or longer.

2010 — Appeared in 14 games with four starts ... Set AU record for yards per carry (min. 75 attempts) with 8.5 yard average ... Third on team in rushing yards (810) and second in rushing TD's (9) ... Second on team with 1,123 all-purpose yards and third in total offense with 810 yards ... Also had seven catches for 86 yards with one TD ... Started season opener vs. Arkansas State and rushed for 76 yards on nine carries with a long run of 35 yards ... In SEC opener at Mississippi State, led all running backs with 68 rushing yards on 12 carries ... Against Clemson, put up season-high 81 yards on 10 carries including a 12-yard TD run ... Rushed for 55 yards on seven carries vs. South Carolina ... Also returned two KO's for 38 yards with a long of 21 yards ... Against ULM, in limited action rushed four times for 56 yards with a career-long 50-yard TD run on second play of the game ... Started vs. Kentucky and hauled in one pass for season-long 23 yards ... Also rushed five times for 9 yards vs. UK ... Against Arkansas, rushed for 29 yards on four carries with a 13-yard TD and set a career best with a 99-yard kickoff return ... The 99-yard return was tied for sixth longest in AU history ... Against LSU, had game-winning 70-yard TD run with 5:05 left in game ... The 70-yard score was career long run ... Had 134 all-purpose yards with 84 rushing yards on four carries, one reception for 17 yards and one KO return for 33 yards ... Against Ole Miss, rushed for 99 yards on nine carries including a 68-yard TD run in first quarter that gave AU 14-7 lead ... Against UTC, had just two carries in limited snaps and totaled 55 yards with one TD ... Scoring run came from 49 yards out and was fourth TD of 49 yards or longer this season ... Against Georgia, scored career-best three TD's and rushed for 71 yards on 12 carries ... TD's came on runs of 4, 2 and 4 yards and marked fifth consecutive game with a TD ... Against Alabama, led AU with 112 all-purpose yards gaining a team-best 50 yards rushing on eight carries and 24 yards receiving on two catches ... Also returned two KO's for 38 yards with a long of 25 yards ... In SEC Championship Game vs. South Carolina, totaled 61 all-purpose yards with one touchdown ... Hauled in first career receiving touchdown on 12-yard pass for first score of game ... Also rushed three times for 30 yards with a long run of 22 yards ... Returned one kickoff for 19 yards ... Against Oregon in BCS National Championship Game, rushed six times for 47 yards with a long run of 20 yards and caught two passes for 10 yards.

2009 — Named SEC Freshman of the Week (9/7) ... Appeared in 11 games with two starts ... Totaled 565 yards rushing with four TDs ... Became first freshman RB since Bo Jackson (1982) to rush for 100 yards in a season opener with 148 yards vs. Louisiana Tech ... Also had one TD vs. Tech, scoring on a 3-yard run ... Also returned two kickoffs for 49 yards vs. Tech ... Started at TB vs. Mississippi State and recorded second consecutive 100-yard rushing effort, going for 114 yards on 16 carries ... Also returned four kickoffs for 81 yards vs. Mississippi State ... Rushed for 20 yards on eight carries vs. West Virginia ... Also returned two kickoffs for 32 yards, with long of 16 yards vs. WVA ... Against Ball State, led Tigers with 83 yards rushing on eight carries and scored from 1-yard out in second quarter ... Had season-long run of 62 yards to set up TD run ... Did not play in second half vs. Ball State due to injury ... Accumulated 204 all-purpose yards against Tennessee ... Rushed 13 times for 51 yards, hauled in a season-high with three receptions and 62 yards and piled up 91 kickoff return yards on a pair of returns ... Against Arkansas, scored on a 3-yard run and accounted for 42 total yards ... Against Kentucky, rushed for 22 yards on seven carries and caught one pass for 2 yards ... Saw limited time vs. LSU due to injury, rushing just three times for 3 yards ... Did not play vs. Ole Miss and Furman due to injury ... Started vs. Georgia, rushing 11 times for 60 yards with a long run of 20 yards ... Against Alabama, rushed five times for 23 yards ... Rushed for 18 yards on six carries vs. Northwestern in Outback Bowl.

2010 AUBURN FOOTBALL - THE PLAYERS

PREP SCHOOL — Prep School Coach: Robert Prunty ... Spent the 2008 season at Hargrave Military Academy, where he rushed for 755 yards and four touchdowns in eight games ... Also returned a kick 95 yards for a score, a punt 96 yards for a touchdown and scored on a 68-yard screen pass ... Rated by Rivals.com as the No. 1 prep school running back prospect in the country and No. 4 overall ... One of just four prep school running backs to receive four stars by Scout.com.

HIGH SCHOOL — High School Coach: Mike Hayde ... As a senior, recorded 1,995 yards rushing and 27 touchdowns ... Also had 11 receptions for 300 yards ... Had two kicks returned for scores ... As a junior, rushed for 1,500 yards and 25 touchdowns ... Also had 500 yards receiving and six touchdowns ... Named to All-Southeast Region team by PrepStar ... Ranked the 34th player in the SuperPrep Florida 111 ... Named to Florida Super 75 by Jacksonville Times Union ... Named to Orlando Sun Sentinel Top 100 in Florida ... Ranked the 38th best running back in the nation by Scout.com.

PERSONAL — Born Aug. 10, 1989 ... Son of Derrick Baker and Staphisa McMillian ... Major: Liberal Arts.

McCALEBB'S CAREER RUSHING STATS

YEAR	G/GS	NO	YDS	AVG	TD	LP/OPPONENT
2009	11/2	105	565	5.4	4	62/Ball State
2010	14/4	95	810	8.5	9	70/LSU
Totals	25/6	200	1375	6.9	13	70/LSU

McCALEBB'S CAREER RECEIVING STATS

YEAR	G/GS	NO	YDS	AVG	TD	LP/OPPONENT
2009	11/2	6	58	9.7	0	24/Tennessee
2010	14/4	7	86	12.3	1	23/Kentucky
Totals	25/6	13	144	11.1	1	24/Tennessee

McCALEBB'S CAREER ALL-PURPOSE STATS

YEAR	G/GS	RUSH-TD	REC-TD	KO-TD	TOTAL - TDs
2009	11/2	565-4	58-0	272-0	895-4
2010	14/4	810-9	86-1	227-0	1123-10
Totals	25/6	1375-13	144-1	499-0	2018-14

McCALEBB'S CAREER GAME HIGH STATS

	No.	Opponent	Date
Rush Attempts	22	Louisiana Tech	9/5/09
Rush Yards	148	Louisiana Tech	9/5/09
Rush TDs	3	Georgia	11/13/10
Receptions	3	Tennessee	10/3/09
Rec. Yards	62	Tennessee	10/3/09
Rec. TDs	1	South Carolina (SECCG)	12/4/10

McCALEBB'S GAME-BY-GAME RUSHING STATS

DATE	OPPONENT	ATT	YDS	Avg.	TD	TD Runs
9/5/09	LOUISIANA TECH	22	148	6.7	1	3
9/12/09	* MISSISSIPPI STATE	16	114	7.1	1	48
9/19/09	WEST VIRGINIA	8	20	2.5	0	--
9/26/09	BALL STATE	8	83	10.4	1	1
10/3/09	at Tennessee	13	51	3.9	0	--
10/10/09	at Arkansas	6	23	3.8	1	3
10/17/09	KENTUCKY	7	22	3.1	0	--
10/24/09	at LSU	3	3	1.0	0	--
10/31/09	OLE MISS					DID NOT PLAY
11/7/09	FURMAN					DID NOT PLAY
11/14/09	* at Georgia	11	60	5.5	0	--
11/27/09	ALABAMA	5	23	4.6	0	--
1/1/10	Northwestern (Outback)	6	18	3.0	0	--

DATE	OPPONENT	ATT	YDS	Avg.	TD	TD Runs
9/4/10	* ARKANSAS STATE	9	76	8.4	0	--
9/9/10	at Mississippi State	12	68	5.7	0	--
9/18/10	CLEMSON	10	81	8.1	1	12
9/25/10	SOUTH CAROLINA	7	55	7.9	0	--
10/2/10	LOUISIANA-MONROE	4	56	14.0	1	50
10/9/10	* at Kentucky	5	9	1.8	0	--
10/16/10	ARKANSAS	4	29	7.2	1	13
10/23/10	LSU	4	84	21.0	1	70
10/30/10	* at Ole Miss	9	99	11.0	1	68
11/6/10	CHATTANOOGA	2	55	27.5	1	49
11/13/10	GEORGIA	12	71	5.9	3	4, 2, 4
11/26/10	at Alabama	8	50	6.2	0	--
12/4/10	South Carolina (SECCG)	3	30	10.0	0	--
1/10/11	* Oregon (BCSNCG)	6	47	7.8	0	--

McCALEBB'S GAME-BY-GAME RECEIVING STATS

DATE	OPPONENT	REC	YDS	AVG	TD	TD REC
9/5/09	LOUISIANA TECH	0	0	0.0	0	--
9/12/09	* MISSISSIPPI STATE	0	0	0.0	0	--
9/19/09	WEST VIRGINIA	0	0	0.0	0	--
9/26/09	BALL STATE	1	-3	-3.0	0	--
10/3/09	at Tennessee	3	62	30.7	0	--
10/10/09	at Arkansas	0	0	0.0	0	--
10/17/09	KENTUCKY	1	2	2.0	0	--
10/24/09	at LSU	0	0	0.0	0	--
10/31/09	OLE MISS					DID NOT PLAY
11/7/09	FURMAN					DID NOT PLAY
11/14/09	* at Georgia	1	-3	-3.0	0	--
11/27/09	ALABAMA	0	0	0.0	0	--
1/1/10	* Northwestern (Outback)	0	0	0.0	0	--

DATE	OPPONENT	REC	YDS	AVG	TD	TD REC
9/4/10	* ARKANSAS STATE	0	0	0.0	0	--
9/9/10	at Mississippi State	0	0	0.0	0	--
9/18/10	CLEMSON	0	0	0.0	0	--
9/25/10	SOUTH CAROLINA	0	0	0.0	0	--
10/2/10	LOUISIANA-MONROE	0	0	0.0	0	--
10/9/10	* at Kentucky	1	23	23.0	0	--
10/16/10	ARKANSAS	0	0	0.0	0	--
10/23/10	LSU	1	17	17.0	0	--
10/30/10	* at Ole Miss	0	0	0.0	0	--
11/6/10	CHATTANOOGA	0	0	0.0	0	--
11/13/10	GEORGIA	0	0	0.0	0	--
11/26/10	at Alabama	2	24	12.0	0	--
12/4/10	South Carolina (SECCG)	1	12	12.0	1	12
1/10/11	* Oregon (BCSNCG)	2	10	5.0	0	--

McCALEBB'S GAME-BY-GAME ALL-PURPOSE YARDS

DATE	OPPONENT	REC - TDs	RUSH - TDs	KO - TDs	TOTAL - TDs
9/5/09	LOUISIANA TECH	0 - 0	148 - 1	49 - 0	197 - 1
9/12/09	* MISSISSIPPI STATE	0 - 0	114 - 1	81 - 0	195 - 1
9/19/09	WEST VIRGINIA	0 - 0	20 - 0	32 - 0	52 - 0
9/26/09	BALL STATE	-3 - 0	83 - 0	0 - 0	80 - 0
10/3/09	at Tennessee	62 - 0	51 - 0	91 - 0	204 - 0
10/10/09	at Arkansas	0 - 0	23 - 1	19 - 0	42 - 1
10/17/09	KENTUCKY	2 - 0	22 - 0	0 - 0	24 - 0
10/24/09	at LSU	0 - 0	3 - 0	0 - 0	3 - 0
10/31/09	OLE MISS				DID NOT PLAY
11/7/09	FURMAN				DID NOT PLAY
11/14/09	at Georgia	-3 - 0	60 - 0	0 - 0	57 - 0
11/27/09	ALABAMA	0 - 0	23 - 0	0 - 0	23 - 0
1/1/10	Northwestern (Outback)	0 - 0	18 - 0	0 - 0	18 - 0

2010 AUBURN FOOTBALL - THE PLAYERS

DATE	OPPONENT	REC - TDs	RUSH - TDs	KO - TDs	TOTAL - TDs
9/4/10	* ARKANSAS STATE	0 - 0	76 - 0	0 - 0	76 - 0
9/9/10	at Mississippi State	0 - 0	68 - 0	0 - 0	68 - 0
9/18/10	CLEMSON	0 - 0	81 - 1	0 - 0	81 - 1
9/25/10	SOUTH CAROLINA	0 - 0	55 - 0	38 - 0	93 - 0
10/2/10	LOUISIANA-MONROE	0 - 0	56 - 1	0 - 0	56 - 1
10/9/10	* at Kentucky	23 - 0	9 - 0	0 - 0	32 - 0
10/16/10	ARKANSAS	0 - 0	29 - 1	99 - 0	128 - 1
10/23/10	LSU	17 - 0	84 - 1	33 - 0	134 - 1
10/30/10	* at Ole Miss	0 - 0	99 - 1	0 - 0	99 - 1
11/6/10	CHATTANOOGA	0 - 0	55 - 1	0 - 0	55 - 1
11/13/10	GEORGIA	0 - 0	71 - 3	0 - 0	71 - 0
11/26/10	at Alabama	24 - 0	50 - 0	38 - 0	112 - 0
12/4/10	South Carolina (SECCG)	12 - 1	30 - 0	19 - 0	61 - 1
1/10/11	* Oregon (BCSNCG)	10 - 0	47 - 0	0 - 0	57 - 0



DEMETRICE #12
McNEAL DB
6-1 • 176 • Fr. • HS
College Park, Ga. (Banneker)
Human Sciences

2010 — Appeared in 13 games and totaled 24 tackles ... Led team with 15 special teams tackles ... Saw playing time in season opener vs. Arkansas State but did not record a tackle ... In SEC opener at Mississippi State, recorded one solo tackle ... Played primarily on special teams vs. Clemson and did not have a tackle ... Totaled a season-best four tackles, all solo, vs. South Carolina ... Did not play vs. ULM ... Against Kentucky, recorded three tackles with a pair of assisted stops ... Had a pair of tackles vs. Arkansas ... Had one solo tackle vs. LSU ... Recorded first career forced fumble vs. Ole Miss but did not have a tackle ... Against UTC, recorded season-high five tackles with three solo stops ... Had one PBU vs. Georgia but did not have a tackle ... Totaled one solo tackle vs. Alabama ... Registered two tackles on special teams in win over South Carolina in SEC Championship Game ... Had one solo tackle vs. Oregon in BCS National Championship Game.

HIGH SCHOOL — High School Coach: Ed Gosa ... Averaged nine tackles per game as a senior, had four forced fumbles and returned a fumble for a TD ... On offense, scored four touchdowns as a senior ... No. 57-rated safety and the No. 70 prospect in Georgia by Rivals.com ... No. 31-ranked safety by Scout.com ... Ranked 94th among safeties by ESPN.com/Scouts, Inc. ... Named to the PrepStar All-American team ... Ranked as the No. 63 player in Georgia by SuperPrep ... Selected to the 2009 4A All-State Team by the Georgia Sports Writers Association ... Had 104 tackles as a senior ... Two-time selection to the Region 5-AAAA First Team.

PERSONAL — Born July 22, 1992 ... Son of Shundon Glass ... Major: Human Sciences.

McNEAL'S CAREER DEFENSIVE STATS

YEAR	G/GS	TT	UT	AT	TFL-YDS	QBS-YDS	FF/FR	PD	I/YDS
2010	13/0	24	17	7	0.0-0	0.0-0	1/0	1	0/0

McNEAL'S GAME-BY-GAME DEFENSIVE STATS

DATE	OPPONENT	TT	UT	AT	PD	INT-YDS
9/4/10	ARKANSAS STATE	0	0	0	0	0-0
9/9/10	at Mississippi State	1	1	0	0	0-0
9/18/10	CLEMSON	0	0	0	0	0-0
9/25/10	SOUTH CAROLINA	4	4	0	0	0-0
10/2/10	LOUISIANA-MONROE	DID NOT PLAY				
10/9/10	at Kentucky	3	1	2	0	0-0
10/16/10	ARKANSAS	2	1	1	0	0-0
10/23/10	LSU	1	1	0	0	0-0
10/30/10	at Ole Miss	0	0	0	0	0-0
11/6/10	CHATTANOOGA	5	3	2	0	0-0
11/13/10	GEORGIA	0	0	0	1	0-0
11/26/10	at Alabama	1	1	0	0	0-0
12/4/10	South Carolina (SECCG)	2	1	1	0	0-0
1/10/11	Oregon (BCSNCG)	1	1	0	0	0-0



MIKE #26
McNEIL S
6-2 • 208 • Jr. • 2L
Mobile, Ala. (W.P. Davidson)
Communications

2010 — Appeared in 14 games with seven starts and totaled 56 tackles, sixth-best on team ... Third on team with 11 special teams tackles ... Saw playing time in season opener vs. Arkansas State and recorded a pair of solo tackles with one PBU ... Recorded a pair of tackles in SEC opener at Mississippi State ... Totaled two tackles, one solo, vs. Clemson ... Had two QB hurries with one tackle vs. South Carolina ... Against ULM, totaled three tackles, all solo, in limited snaps ... Recorded three tackles vs. Kentucky with two solo ... Had five tackles, all solo, vs. Arkansas ... Had first start of season vs. LSU and totaled five tackles with three solo stops ... Against Ole Miss, started and registered a season-best six tackles ... Started vs. UTC but did not have a tackle ... Against Georgia, totaled three tackles with a pair of solo stops ... Started vs. Alabama and totaled five tackles with four solo stops ... Part of AU defense that limited Alabama to 67 yards total offense in second half ... In SEC Championship Game vs. South Carolina, totaled five tackles, two solo, with one PBU ... Against Oregon in BCS National Championship Game, set career best with 14 tackles including 12 solo tackles.

2009 — Did not play due to injury.

2008 — Finished 26th in SEC in tackles per game (5.4) ... Started every game at safety ... Finished second on team with 65 tackles and a team-high 42 solo stops ... Also had 3.0 TFLs for minus 9 yards and 1.0 sacks for minus 4 yards ... Made first career start in season opener vs. Louisiana-Monroe, but did not record a tackle ... Registered six tackles, two solo, against Southern Miss ... Recorded first career sack (minus 4 yards) in win at Mississippi State ... Finished with two solo tackles vs. MSU ... Tied for team lead with eight tackles, seven solo, vs. LSU ... Also had one TFL for minus 3 yards vs. LSU ... Third on team in tackles vs. Tennessee with five stops, two solo ... Tied career-best and led team with nine tackles, six solo, against Vanderbilt ... Tied career-best with nine tackles, five solo, vs. Arkansas ... Has 31 tackles, 20 solo, in last four games (LSU, Tennessee, Vandy, Arkansas) ... Tallied one TFL for minus 2 yards and had four tackles, three solo, vs. West Virginia ... Registered five tackles, three solo, vs. Ole Miss ... Recovered one fumble, broke up two passes and tallied six tackles, five solo, vs. UT Martin ... Against Georgia, totaled six tackles with three solo stops ... Blocked a PAT attempt and recorded five total tackles, four solo, vs. Alabama.

2007 — Led team with 15 special teams tackles ... 15 of 35 tackles (43 percent) came on special teams ... Had 22 solo tackles ... Recorded a special teams tackle in first six games, including two each against Florida and Vanderbilt ... Considerable action against South Florida, tallying a career-best nine tackles, which tied for fourth best on team ... Also had a half TFL against the Bulls ... Had two tackles against Mississippi State and New Mexico State ... Three tackles against Florida, including two on special teams ... Four tackles versus Vanderbilt, including two on special teams ... Had six tackles, four solo, vs. Tennessee Tech ... Had one tackle vs. Clemson in the Chick-fil-A Bowl.

HIGH SCHOOL — High School Coach: Fred Riley ... Totaled 90 tackles, two sacks, three interceptions and one forced fumble in his senior season ... Made 81 tackles, four picks and added two sacks as a junior ... Named to the 6A All-State team by the Alabama Sports Writers Association ... Listed as No. 1 prospect in state of Alabama by the *Birmingham News* ... Ranked the No. 8 safety recruit, the third overall prospect in Alabama and the 86th overall recruit in the nation by Rivals.com ... Ranked the No. 1 safety prospect in the nation and the eighth overall recruit by Espn.com ... Named a PrepStar "Dream Team" recruit and the No. 10 defensive back in the PrepStar 100 ... Ranked No. 95 in the Scout Hot 100 ... Selected to play in the Offense-Defense All-American Bowl after his senior season ... Named a member of the *Orlando Sentinel's* All-Southern Team and the *Atlanta Journal-Constitution's* Super Southern 100 ... Rated the No. 1 Alabama prospect in the *Mobile Press-Register's* Elite 18 and the sixth overall recruit on the Register's Super Southeast 120 list ... Played in the AHSAA North/South All-Star game as a junior.

PERSONAL — Born March 2, 1989 ... Son of Melodie Campbell ... Lives with grandparents Clifton and Ruby McNeil ... Major: Communications.

2010 AUBURN FOOTBALL - THE PLAYERS

MCNEIL'S CAREER DEFENSIVE STATS

YEAR	G/GS	TT	UT	AT	TFL-YDS	QBS-YDS	FF/FR	PD	I/YDS
2007	13/0	35	22	13	0.5-1	0.0-0	0/0	0	0/0
2008	12/12	65	42	23	3.0-9	1.0-4	0/1	2	0/0
2009	DID NOT PLAY--INJURED								
2010	14/7	56	39	17	0.0-0	0.0-0	0/0	2	0/0
Totals	39/19	156	103	53	3.5-10	1.0-4	0/1	4	0/0

MCNEIL'S CAREER GAME HIGH STATS

No.	Opponent	Date
Tackles	14	Oregon (BCSNCG)

MCNEIL'S GAME-BY-GAME DEFENSIVE STATS

DATE	OPPONENT	TT	UT	AT	PD	INT-YDS
9/1/07	KANSAS STATE	1	0	1	0	0-0
9/8/07	SOUTH FLORIDA	9	4	5	0	0-0
9/15/07	MISSISSIPPI STATE	2	1	1	0	0-0
9/22/07	NEW MEXICO STATE	2	2	0	0	0-0
9/29/07	at Florida	3	3	0	0	0-0
10/6/07	VANDERBILT	4	2	2	0	0-0
10/13/07	at Arkansas	0	0	0	0	0-0
10/20/07	at LSU	5	3	2	0	0-0
10/27/07	OLE MISS	1	0	1	0	0-0
11/3/07	TENNESSEE TECH	6	4	2	0	0-0
11/10/07	at Georgia	0	0	0	0	0-0
11/24/07	ALABAMA	1	0	1	0	0-0
12/31/07	vs. Clemson (Chick-fil-A)	1	1	0	0	0-0

DATE	OPPONENT	TT	UT	AT	PD	INT-YDS
8/30/08	* LOUISIANA-MONROE	0	0	0	0	0-0
9/6/08	* SOUTHERN MISS	6	2	4	0	0-0
9/13/08	* MISSISSIPPI STATE	2	2	0	0	0-0
9/20/08	* LSU	8	7	1	0	0-0
9/27/08	* TENNESSEE	5	2	3	0	0-0
10/4/08	* at Vanderbilt	9	6	3	0	0-0
10/11/08	* ARKANSAS	9	5	4	0	0-0
10/23/08	* at West Virginia	4	3	1	0	0-0
11/1/08	* at Ole Miss	5	3	2	0	0-0
11/8/08	* TENNESSEE-MARTIN	6	5	1	2	0-0
11/15/08	* GEORGIA	6	3	3	0	0-0
11/29/08	* at Alabama	5	4	1	0	0-0

DATE	OPPONENT	TT	UT	AT	PD	INT-YDS
9/4/10	ARKANSAS STATE	2	2	0	0	0-0
9/9/10	at Mississippi State	2	0	2	0	0-0
9/18/10	CLEMSON	2	1	1	0	0-0
9/25/10	SOUTH CAROLINA	1	0	1	0	0-0
10/2/10	LOUISIANA-MONROE	3	3	0	0	0-0
10/9/10	at Kentucky	3	2	1	0	0-0
10/16/10	ARKANSAS	5	5	0	0	0-0
10/23/10	* LSU	5	3	2	0	0-0
10/30/10	* at Ole Miss	6	3	3	0	0-0
11/6/10	* CHATTANOOGA	0	0	0	0	0-0
11/13/10	* GEORGIA	3	2	1	0	0-0
11/26/10	* at Alabama	5	4	1	0	0-0
12/4/10	South Carolina (SECCG)	5	2	3	0	0-0
1/10/11	* Oregon (BCSNCG)	14	12	2	0	0-0



IKEEM

#16

MEANS

DB

6-0 • 204 • So. • 1L
Wetumpka, Ala. (Brewer)
Pre-Engineering

2010 — Appeared in 14 games primarily on special teams and totaled 10 tackles, including six on special teams ... Saw playing time but did not record a tackle in season opener vs. Arkansas State ... Registered a pair of solo tackles in SEC opener at Mississippi State ... Played vs. Clemson but did not have a tackle ... Saw playing time vs. South Carolina ... Logged extended snaps vs. ULM but did not record a tackle ... Had one assisted tackle vs. Kentucky ... Played and tallied one tackle vs. Arkansas ... Saw playing time but did not have a tackle vs. LSU ... Totaled a pair of tackles against Ole Miss ... Had one solo tackle vs. UTC ... Saw playing time vs. UGA but did not have a tackle ... Played primarily on special teams vs. Alabama ... Totaled two solo tackles in win over South Carolina in SEC Championship Game ... Had one assisted tackle in BCS National Championship Game.

2009 — Played in 12 games, primarily on special teams ... Had 10 tackles on the season, four of which came on special teams ... Tied for sixth on team in special teams tackles ... Had career-best six tackles, including four solo while seeing action in the secondary against Furman ... Six tackles versus Furman led team ... Had two stops versus Ball State and one each at Tennessee and at Georgia.

HIGH SCHOOL — High School Coach: Chad Anderson ... Player of Year for Elmore County ... Joe Sewell Award ... All-County ... All-Metro ... All-metro basketball, all-county basketball.

PERSONAL — Born on Sept. 20, 1990 ... Son of Patricia Means ... Major: Pre-Engineering.

MEAN'S CAREER DEFENSIVE STATS

YEAR	G/GS	TT	UT	AT	TFL-YDS	QBS-YDS	FF/FR	PD	I/YDS
2009	12/0	10	6	4	0.0-0	0.0-0	0/0	0	0/0
2010	14/0	10	6	4	0.0-0	0.0-0	0/0	0	0/0
Totals	26/0	20	12	8	0.0-0	0.0-0	0/0	0	0/0

MEAN'S GAME-BY-GAME DEFENSIVE STATS

DATE	OPPONENT	TT	UT	AT	PD	INT-YDS
9/4/10	ARKANSAS STATE	0	0	0	0	0-0
9/9/10	at Mississippi State	2	2	0	0	0-0
9/18/10	CLEMSON	0	0	0	0	0-0
9/25/10	SOUTH CAROLINA	0	0	0	0	0-0
10/2/10	LOUISIANA-MONROE	0	0	0	0	0-0
10/9/10	at Kentucky	1	0	1	0	0-0
10/16/10	ARKANSAS	1	0	1	0	0-0
10/23/10	LSU	0	0	0	0	0-0
10/30/10	at Ole Miss	2	1	1	0	0-0
11/6/10	CHATTANOOGA	1	1	0	0	0-0
11/13/10	GEORGIA	0	0	0	0	0-0
11/26/10	at Alabama	0	0	0	0	0-0
12/4/10	South Carolina (SECCG)	2	2	0	0	0-0
1/10/11	Oregon (BCSNCG)	1	0	1	0	0-0

2010 AUBURN FOOTBALL - THE PLAYERS



**ANTHONY
MORGAN**

**#8
DB**

5-9 • 185 • So. • 1L
Brantley, Ala. (Brantley)
Liberal Arts

2010 — Appeared in nine games and totaled eight tackles ... Saw limited snaps at defensive back in season opener vs. Arkansas State ... Played in SEC opener at Mississippi State but did not register a tackle ... Played, but did not have a tackle vs. Clemson ... Did not play vs. South Carolina ... Against ULM, saw extended playing time and recorded career-high with six tackles, with five solo stops, and first career forced fumble ... Also played WR vs. ULM but did not have a catch ... Did not play vs. Kentucky ... Played but did not have a tackle vs. Arkansas ... Did not play vs. LSU ... Did not play vs. Ole Miss ... Had a pair of tackles vs. UTC and returned one kickoff 52 yards ... Also rushed twice for 7 yards ... Saw snaps vs. South Carolina in SEC Championship Game.

2009 — Appeared in 11 games ... Saw game time, returning one punt, in season opener vs. Louisiana Tech ... Returned two punts for 24 yards with a long of 17 yards vs. West Virginia ... Fielded a pair of punts and returned one kickoff for 24 yards vs. Ball State ... Saw time vs. LSU ... Against Furman, led all rushers with 77 yards on five carries and scored a pair of TD's, the first from 13 yards out and the second from 50 yards out ... Saw playing time vs. Georgia but did not have a reception ... Saw limited time vs. Alabama and against Northwestern in Outback Bowl.

HIGH SCHOOL — High School Coach: David Lowery ... As a senior, had 58 rushes for 1,162 yards and 18 touchdowns and caught 17 passes for 543 yards and nine scores ... Also returned six kickoffs for 244 yards and two scores and returned five punts for 203 yards and two touchdowns ... Defensively as a senior, had 48 solo tackles, nine sacks, two interceptions and a fumble recovery ... As a junior, rushed for 1,604 yards on 167 carries with 18 touchdowns, and had 11 catches for 173 yards and four scores ... Completed 8-of-12 passing for 127 yards with four touchdowns during junior season ... Also returned five kickoffs for 158 yards and a touchdown and 11 punts for 432 yards and three scores as a junior.

PERSONAL — Born Sept. 8, 1990 ... Major: Liberal Arts.

MORGAN'S CAREER DEFENSIVE STATS

YEAR	G/GS	TT	UT	AT	TFL-YDS	QBS-YDS	FF/FR	PD	I/YDS
2010	9/0	8	6	2	0.0-0	0.0-0	1/0	0	0/0



**CLINT
MOSELEY**

**#15
QB**

6-2 • 223 • RFr. • RS
Leroy, Ala. (Leroy)
Curriculum & Teaching

2010 — Appeared in one game but did not attempt a pass ... In first collegiate game, saw limited snaps vs. ULM without a pass attempt ... Rushed two times for 8 yards with a long run of 5 yards vs. ULM.

2009 — Redshirted.

HIGH SCHOOL — High School Coach: Danny Powell ... Named Alabama's Mr. Football as a senior by the Alabama Sports Writers Association, as well as to the Class 2A All-State team and the Class 2A Back of the Year ... Led Leroy to a 15-0 record and its third straight state championship, earning MVP honors in the title game ... Completed 209-of-313 passes for 3,758 yards and 35 touchdowns, and rushed for 670 yards and 15 scores on 119 carries ... Also served as the team's kicker, making 23-of-29 extra points and a field goal on his only attempt, while punting

18 times for 610 yards (33.9 average) and a long of 54 ... During his sophomore season, completed 100-of-168 passes for 1,531 yards and 20 touchdowns and rushed for 512 yards and 10 scores on 62 carries while taking team to its first state title ... Named to the Orlando Sentinel's 2008 All-Southern football team ... Ranked 19th nationally among dual-threat quarterbacks and 31st on the Alabama Postseason Top 40 by Rivals.com ... Ranked as the nation's No. 79 quarterback by Scout.com ... Listed as the nation's No. 108 quarterback by ESPN.com/Scouts, Inc. ... Ranked No. 23 on the Birmingham News' Super Seniors list ... Listed as the No. 28 player from Alabama by SuperPrep.

PERSONAL — Born Dec. 26, 1990 ... Son of Dean and Sharon Moseley ... Major: Curriculum & Teaching.



**BRANDON
MOSLEY**

**#75
OL**

6-6 • 299 • Jr. • JC
Jefferson, GA (Coffeyville [KS]/Jefferson HS)
Public Administration

CAREER — Started 11 straight games and appeared in 14 ... Part of offense that became the first AU team to ever rush for 300 yards or more in six straight SEC games during 2010 season.

2010 — Appeared in 14 games, starting the last 11 consecutive ... Part of o-line that allowed 23 sacks in 296 pass attempts ... Saw playing time in season opener vs. Arkansas State as o-line paved way for 608 yards total offense for Tigers ... Registered extensive playing time in SEC opener at Mississippi State at left tackle, filling in for injured Lee Ziemba ... Helped Tigers rush for 190 yards vs. MSU ... Played vs. Clemson, helping Tigers rush for 221 yards and rack up 424 yards total offense ... Filled in for injured A.J. Greene and earned first career start vs. South Carolina and was part of o-line that helped Tigers roll up 334 rushing yards and 492 total yards ... Allowed just one sack in 21 pass attempts vs. USC ... Started vs. ULM and helped Tigers post third consecutive game with at least 220 yards rushing as AU rushed for 233 yards ... Tigers had just 11 negative yards rushing vs. ULM ... Against Kentucky, part of o-line did not allow a sack in 21 pass attempts and allowed just 10 negative yards in 52 rushing plays ... O-line helped Tigers rush for 311 yards, marking the third time this season AU has crossed the 300-yard rushing mark ... Against Arkansas, helped Tigers set all-time high points (65) vs. an SEC team ... Part of o-line that paved way for 330 yards rushing and allowed a pair of sacks in 15 pass attempts ... Against LSU, part of o-line that rolled up 440 yards rushing, the most ever against an LSU defense and the fifth-most by an AU team ... Against Ole Miss, helped offense rush for 343 yards and amass 572 yards total offense marking fifth time this season Tigers have surpassed 500 yards total offense ... Against UTC, helped Tigers total 628 yards offense as AU put up 41 points in first half ... AU offense averaged 11.6 yards per play and 9.8 yards per rush ... Against Georgia, helped Tigers total 463 yards of offense with 315 rushing ... Part of o-line that has helped AU score 48 points or more in six of 11 games this season ... Against Alabama, helped AU offense overcome slow start and total 332 yards of offense and score 28 points over the final three quarters ... Helped Tigers run for 118 yards in the second half ... In SEC Championship Game vs. South Carolina, helped Auburn rack up 589 yards total offense with 238 yards rushing and 351 passing ... Tigers averaged 8.3 yards per play and set SEC Championship Game record with 21 points in a quarter (first) ... Auburn also set SEC Championship Game record with 56 total points and the 39-point margin of victory ... Against Oregon in BCS National Championship Game, helped Tigers rush for 254 yards and amass 519 yards total offense.


JUNIOR COLLEGE — Junior College Coach: Darian Dulin ... In 2009 played mostly defensive end during the first half of the season and tight end the second half ... Named to the All-Jayhawk Conference team as a tight end after having 12 catches for 229 yards and two touchdowns ... Defensively recorded 35 tackles, including 4.0 for loss and 1.5 sacks.

HIGH SCHOOL — High School Coach: Bill Navas ... Named to the Class A All-State First Team as a tight end as a senior ... As a senior was also an all-region linebacker and punter, while earning all-region honors as a basketball player ... Was an all-region

2010 AUBURN FOOTBALL - THE PLAYERS

tight end during sophomore campaign.

PERSONAL — Born Dec. 21, 1988 ... Son of Tracy and Nancy Beckett ... Major: Public Administration.



**DAKOTA
MOSLEY**

**#48
TE**

6-4 • 259 • Fr. • HS
Little Rock, Ark. (Little Rock Christian Academy)
Science & Math

2010 — Did not play.

HIGH SCHOOL — High School Coach: Justin Kramer ... No. 14-ranked tight end by ESPN.com/Scouts Inc. ... No. 26-rated tight end by Scout.com ... No. 33-ranked tight end nationally and No. 11 player in Arkansas by Rivals.com ... Ranked 10th among tight ends by Tom Lemming on Maxpreps.com ... Ranked as the No. 7 player in Arkansas by SuperPrep ... Named to the All-Southeast Region team by PrepStar ... Was a participant in the 2010 Under Armour All-American game ... Named to the 2009 Class 5A Southwest All-State Team by the Arkansas Activities Association ... Had 36 receptions for 471 yards and 5 touchdowns on offense and recorded 60 tackles and 6 sacks on defense as a junior.

PERSONAL — Born Sept. 18, 1991 ... Son of Harrison and Debbie Mosley ... Major: Science & Math.



**CAMERON
NEWTON**

**#2
QB**

6-6 • 250 • Jr. • JC
College Park, GA (Westlake HS/Florida/Blinn JC)
Sociology

CAREER — Became Auburn's third Heisman Trophy winner, joining QB Pat Sullivan ('71) and RB Bo Jackson ('85) ... Auburn's first Maxwell Award winner and first Davey O'Brien winner ... Third Auburn player to win Walter Camp National Player of the Year (Sullivan, Jackson) ... The third player in NCAA FBS history to total 20 rushing and 20 passing touchdowns in a single season (Tim Tebow of Florida, 2007; Colin Kaepernick of Nevada, 2010) ... Became the first player in SEC history and the ninth different player in NCAA history to reach totals of 2,000 yards passing and 1,000 yards rushing in a single season ... Became 14th player in NCAA history to win the Heisman Trophy and win a national championship in the same season ... Third player in the BCS era to win the Heisman and the BCS National Championship in the same season ... With 4,327 yards total offense, one of just two players in SEC history to accomplish the feat, joining Kentucky QB Tim Couch (4,151 yards in 1998) ... Passer efficiency of 182.05 broke school record (Jason Campbell, 172.89 in 2004) and SEC single-season record (Florida's Danny Wuerffel, 178.4 in 1995) ... Has five of the top 51 rushing performances in AU history ... AU single-season record holder for TD responsibility (51) ... Holds the SEC single-season rushing record for a QB (1,473) ... 10th in SEC history for rushing yards by a QB with 1,586 ... Holds AU single-season record of 20 rushing TD's ... The 20 rushing TD's tied UGA's Garrison Hearst (1992) for third-best single-season total ... Only player in AU history to rush for 170 yards or more in four consecutive SEC games ... Second player in AU history to rush for 170 or more yards five times in a season, joining Bo Jackson who accomplished the feat in 1985 ... Only QB in AU history to throw for at least two TD's in first five games of a season ... Second QB in AU history to record more than one 100-yard rushing effort in a career ... Set AU record, along with WR Emory Blake, for longest play from scrimmage with a 94-yard TD pass vs. ULM (10/2/10) ... Just the second player in the SEC in the last 10 years to have four or more 170-yard rushing performances in a season (Darren McFadden, ARK, 2006 [4]; Darren McFadden, ARK, 2007 [4]) ... First player in AU history to rush for three TD's

in three consecutive SEC games ... Second player in AU history to rush for three TD's in consecutive games since Joe Cribbs in 1979 ... Posted the 19th 1,000 yard rushing season in AU history ... His 1,473 rushing yards ranks as 3rd best total in AU history for a single-season ... His 4237 yards total offense is the most in a single season in AU history ... His 30 passing TD's are the most in a single season in SEC history ... Became third player in AU history to record a TD passing, rushing and receiving in a season, joining Carnell Williams (2004) and Kodi Burns (2009) ... 2nd in SEC single-season record book for TD responsibility (51) ... Scored 21 touchdowns (20 rushing and one receiving), giving him 126 points scored this season, which set a new Auburn single season record for most points scored in a single season ... 126 points tied for seventh in SEC single-season record book.

2010 — **Winner of 76th Heisman Trophy ... Davey O'Brien Award winner** (nation's top QB) ... **Maxwell Award winner** (nation's top player) ... **Manning Award winner ... Coaches' SEC Offensive Player of the Year ... Associated Press National Player of the Year ... Associated Press SEC Offensive Player of the Year ... Rivals.com National Player of the Year ... Walter Camp National Player of the Year ... Walter Camp All-America Team ... Sporting News National Player of the Year and First-Team All-America ... SI.com First-Team All-America ... Associated Press First-Team All-America ... CBSsports.com First-Team All-America ... Rivals.com First-Team All-America ... Named AFCA Coaches' All-America ... Coaches' First-Team All-SEC ... Associated Press Unanimous First-Team All-SEC ... ESPN.com All-SEC ... Phil Steel First-Team All-SEC ... SEC Championship Game Offensive MVP ... Phil Steele's Midseason All-America First-Team ... CBSsports.com Midseason All-America ... Paul Hornung Most Versatile Performances of the Week (12/4) ... SEC Offensive Player of the Week (11/26-27) ... Rivals.com SEC Player of the Week (11/26-27) ... SEC Offensive Player of the Week (11/13) ... Rivals.com National & SEC Player of the Week (11/13) ... SEC Offensive Player of the Week (10/23) ... SEC Co-Offensive Player of the Week (10/16) ... Davey O'Brien National Quarterback of the Week (10/16) ... Rivals.com National & SEC Player of the Week (10/23) ... Rivals.com National Player of the Week (10/16) ... Walter Camp National Player of the Week (10/16) ... Davey O'Brien National Quarterback of the Week (9/27) ... SEC Offensive Player of the Week (9/25) ... SEC Offensive Player of the Week (9/6) ... Started all 14 games ... Threw for 2,854 yards (185-for-280) with 30 touchdowns and seven interceptions ... Also rushed for 1,473 yards on 264 attempts with 20 TD's ... Caught two passes for 42 yards and one touchdown ... Only player in NCAA with five 170+ yard rushing games ... Accounted for five TD's in a game four times (Arkansas State, USC, UTC, SEC Championship Game) ... In season opener vs. Arkansas State, rushed for 171 yards, accounted for five TD's and amassed 357 yards total offense ... The 171 rushing yards was most by an AU player in their debut since RB Rudi Johnson rushed for 174 yards vs. Wyoming in 2000 ... Had 71-yard rushing TD vs. Arkansas State which was longest run from scrimmage for AU since 2005 and was the third-longest TD run in school history by a QB and longest since 1976 ... The 357 yards total offense was most in season opener by an AU player since QB Patrick Nix's 369 yards in 1995 ... Connected on 9-of-14 pass attempts for 186 yards with three scoring strikes ... Had TD throws of 36, 48 and 38 yards ... Also had scoring runs of 2 and 71 yards vs. ASU ... In SEC opener vs. Mississippi State, accounted for 274 yards of total offense with 136 passing, 70 rushing and 22 receiving ... Hit 11-of-19 passes (136 yards) with a pair of TD's ... Also made first career reception, a 22-yard throwback from Kodi Burns ... His 70 yards led all rushers vs. Bulldogs ... Against Clemson, accounted for 271 total offense (203 passing/68 rushing) with a pair of TD's ... Hit 7-of-14 passes attempts for 203 yards with TD strikes of 8 and 78 yards ... The 78-yard TD pass to Terrell Zachery is tied for 11th longest pass play in AU history ... Against South Carolina, accounted for five TD's (two pass, three rush) and 334 yards total offense (176 rush, 158 pass) ... Against ULM, threw for 245 yards, hitting 14-of-19 passes with three TD's including an AU-record long play of 94 yards to Emory Blake ... Also punted one time for 22 yards vs. ULM ... Against Kentucky, rushed for then career-high 198 yards and four TD's ... His 198 rushing yards were the most by an Auburn player since 2005 when Kenny Irons rushed for 218 yards at LSU ... Accounted for 408 yards total offense, fifth most in AU history ... Hit 13-of-21 passes for 210 yards ... The four rush TD's tied AU record for most in a game by a QB (Phil Gargis vs. FSU in 1976) ... Rushed for 48 yards on 10 carries and threw for 25 yards on 3-of-4 passing to account for 73 of Auburn's 86 yards on its game-winning drive in the fourth quarter ... Against Arkansas, led all rushers with 188 yards and 25 carries and three TD's ... Hit 10-of-14 passes for 140 yards with a TD ... Against LSU, led all rushers with a career-best 217 yards on 28 carries ... Had a pair of rushing TD's, from 1-yard out in first quarter and from 49 yards out in third quarter to give AU 17-10 lead ... Also hit 10-of-16 passes for 86 yards with no turnovers ... Against Ole Miss, lined up at WR and caught 20-yard TD pass from Kodi Burns in first quarter to tie game and connected on 18-of-24 pass attempts, setting career highs for both, for 209 yards with a pair of TD's ... Also rushed**

2010 AUBURN FOOTBALL - THE PLAYERS

11 times for 45 yards, totaling 274 yards total offense ... Against UTC, registered 341 yards total offense with five TD's ... Threw for 317 yards on 15-of-21 passing with career-best four TD's including 80-yard TD throw and catch to Terrell Zachery ... Rushed eight times for 24 yards with one TD, a 1-yard run ... Against Georgia, recorded 299 yards total offense with four total TD's ... Hit 12-of-15 passes for 148 yards and two TD's ... Rushed for game high 151 yards on 30 carries with a pair of scores ... Against Alabama, hit 13-of-20 passes for 216 yards with three TD's and rushed for 39 yards on 22 carries with one TD ... Set single-season rushing TD record and single-season TD pass record vs. Crimson Tide ... In SEC Championship Game vs. South Carolina, named MVP after throwing for career-high 335 yards and accounting for career-best six touchdowns (4 passing, 2 rushing) ... Ran for team-high 73 yards on 14 carries to account for 408 yards total offense ... Against Oregon in BCS National Championship Game, set career high in completions and pass attempts, going 20-of-34 for 265 yards and a pair of TD's ... TD passes came on throws of 35 and 30 yards ... Production in the 4th quarter and one OT period this season: 69 rushes, 301 yards, 2 TD's and 24-of-37 passing (64.7 percent) for 243 yards with 7 TD's and no INT's.

JUNIOR COLLEGE — Junior College Coach: Brad Franchione ... Helped lead Blinn College to junior college to the 2009 NJCAA National Championship after passing for 2,833 yards and 22 touchdowns while rushing for 655 yards and 16 TDs ... Led the Buccaneers to an 11-1 record ... NJCAA Honorable Mention All-American ... Rated as No. 1 QB (high school or junior college) by Rivals.com and is the only five-star QB according to Rivals ... No. 1 overall JUCO prospect by Rivals ... Four-star prospect by Scout.com.

2008 (FLORIDA) — Redshirted ... Action in season opener versus Hawaii, rushing for 10 yards and a TD on five carries, while connecting on 1-of-2 passes for 14 yards.

2007 (FLORIDA) — Saw extensive playing time in five games during versus Western Kentucky, Troy, Tennessee, Vanderbilt and Florida Atlantic ... Rushed for 103 yards on just 16 carries, scoring three touchdowns on the ground ... Completed five passes in 10 attempts for 40 yards ... Just sixth quarterback in Florida history to see action in the season opener as a true freshman, joining Tim Tebow, Chris Leak, Josh Portis, Cris Collinsworth and Doug Johnson ... Career-long 24-yard touchdown run in the fourth quarter versus Florida Atlantic ... Rushed for a career-high 46 yards against the Owls on just six attempts ... Carried the ball five times for 33 yards against Vanderbilt ... Guided the Florida offense to a touchdown against Tennessee, highlighted by an 11-yard run when he bowled over Volunteers' safety Dennis Rogan ... Scored first career touchdown on a 4-yard plunge against Western Kentucky ... Completed three of four passes for 25 yards in his debut against the Hilltoppers ... Enrolled at Florida in January 2007.

HIGH SCHOOL — High school coach: Dallas Allen ... Participated in the inaugural All-American Offense-Defense All-American Bowl for Team East following his senior season ... His squad won the game, 28-14 ... One of nine quarterbacks in the Atlanta Journal-Constitution's Super Southern 100 ... As a junior, completed 62.4 percent of his passes for 2,500 yards and 23 touchdowns ... Threw just nine interceptions and rushed for 638 yards and nine TDs.

PERSONAL — Born May 11, 1989 ... Son of Cecil and Jackie Newton ... Brother, Cecil is a second-year center with Jacksonville Jaguars ... Major: Sociology.

SEC/NCAA Ranking:

Rushing: 1st /15th (105.2 ypg)

Passing: 6th / 68th (187.9 ypg)

Pass Efficiency: 1st /2nd (182.0)

Total Offense: 1st /9th (309.1 ypg)

All-Purpose: 9th / 72nd, (108.2 ypg)

Scoring: 3rd /14th (9.0 ppg)

Total Pass Yards (NCAA only): 36th (2854 yds)

Points Responsible For (NCAA only): 1st (21.9 ppg)

Rushing Yards by QB (NCAA only): 2nd (105.2 ypg)

NEWTON'S CAREER PASSING STATS

YEAR	G/GS	CMP	ATT	PCT	YDS	INT	TD	LP/OPPONENT
2007 (UF)	5/0	5	10	.50.0	40	0	0	14/Western Kentucky
2008 (UF)	1/0	1	2	25.0	14	0	0	14/Hawaii
2010 (AU)	14/14	185	280	66.1	2854	7	30	94/U/LM
Totals	20/14	191	292	65.4	2908	7	30	94/U/LM

NEWTON'S CAREER RUSHING STATS

YEAR	G/GS	NO	YDS	AVG	TD	LP/OPPONENT
2007 (UF)	5/0	16	103	6.4	3	24/Florida Atlantic
2008 (UF)	1/0	5	10	2.0	1	12/Hawaii
2010 (AU)	14/14	264	1473	5.6	20	71/Arkansas State
Totals	20/14	285	1586	5.6	24	71/Arkansas State

NEWTON'S CAREER GAME HIGH STATS

	No.	Opponent	Date
Completions	20	Oregon (BCSNCG)	11/10/11
Pass Attempts	34	Oregon (BCSNCG)	11/10/11
Pass Yards	335	South Carolina (SECCG)	12/4/10
Pass TDs	4	2x (last vs. South Carolina (SECCG))	12/4/10
Interceptions	2	Clemson	9/18/10
Rush Attempts	28	2x (last vs. LSU)	10/23/10
Rush Yards	217	LSU	10/23/10
Rush TDs	4	Kentucky	10/9/10

NEWTON'S GAME-BY-GAME PASSING STATS

DATE	OPPONENT	CMP	ATT	YDS	INT	TD	TD Pass
9/4/10	* ARKANSAS STATE	9	14	186	0	3	36, 48, 38
9/9/10	* at Mississippi State	11	19	136	1	2	39, 12
9/18/10	* CLEMSON	7	14	203	2	2	8, 78
9/25/10	* SOUTH CAROLINA	16	25	158	0	2	7, 12
10/2/10	* LOUISIANA-MONROE	14	19	245	1	3	94, 16, 5
10/9/10	* at Kentucky	13	21	210	1	0	--
10/16/10	* ARKANSAS	10	14	140	0	1	15
10/23/10	* LSU	10	16	86	0	0	--
10/30/10	* at Ole Miss	18	24	209	0	2	24, 10
11/6/10	* CHATTANOOGA	15	21	317	0	4	30, 20, 39, 80
11/13/10	* GEORGIA	12	15	148	1	2	18, 13
11/26/10	* at Alabama	13	20	216	0	3	36, 70, 7
12/4/10	* South Carolina (SEC Champ.)	17	28	335	0	4	12, 54, 51, 7
1/10/11	* Oregon (BCSNCG)	20	34	265	1	2	35, 30

NEWTON'S GAME-BY-GAME RUSHING STATS

DATE	OPPONENT	ATT	YDS	Avg.	TD	TD Runs
9/4/10	* ARKANSAS STATE	15	171	11.4	2	2, 71
9/9/10	* at Mississippi State	18	70	3.9	0	--
9/18/10	* CLEMSON	17	68	4.0	0	--
9/25/10	* SOUTH CAROLINA	25	176	7.0	3	54, 3, 4
10/2/10	* LOUISIANA-MONROE	1	-11	-11.0	0	--
10/9/10	* at Kentucky	28	198	7.1	4	16, 8, 5, 3
10/16/10	* ARKANSAS	25	188	7.5	3	5, 1, 3
10/23/10	* LSU	28	217	7.8	2	1, 49
10/30/10	* at Ole Miss	11	45	4.1	0	--
11/6/10	* CHATTANOOGA	8	24	3.0	1	1
11/13/10	* GEORGIA	30	151	5.0	2	31, 1
11/26/10	* at Alabama	22	39	1.8	1	1
12/4/10	* South Carolina (SEC Champ.)	14	73	5.2	2	5, 1
1/10/11	* Oregon (BCSNCG)	22	64	2.9	0	--

NEWTON'S GAME-BY-GAME TOTAL OFFENSE STATS

DATE	OPPONENT	PASS	RUSH	REC	TOTAL	TDS
9/4/10	* ARKANSAS STATE	186	171	0	357	5
9/9/10	* at Mississippi State	136	70	22	228	2
9/18/10	* CLEMSON	203	69	0	272	2
9/25/10	* SOUTH CAROLINA	158	176	0	334	5
10/2/10	* LOUISIANA-MONROE	245	-11	0	234	3
10/9/10	* at Kentucky	210	198	0	408	4
10/16/10	* ARKANSAS	140	188	0	328	4
10/23/10	* LSU	86	217	0	303	2
10/30/10	* at Ole Miss	209	45	20	274	3
11/6/10	* CHATTANOOGA	317	24	0	341	5
11/13/10	* GEORGIA	148	151	0	299	4
11/26/10	* at Alabama	216	39	0	255	4
12/4/10	* South Carolina (SEC Champ.)	335	73	0	408	6
1/10/11	* Oregon (BCSNCG)	265	64	0	329	2

2010 AUBURN FOOTBALL - THE PLAYERS



LADARIUS #10
OWENS LB
6-2 • 236 • Fr. • HS
Bessemer, Ala. (Jess Lanier)
Human Sciences

2010 — Did not play.

HIGH SCHOOL — High School Coach: Billy Woodham ... Ranked 128th on the Rivals.com Rivals250 ... No. 8-ranked outside linebacker and No. 4 player in Alabama by Rivals.com ... Ranked No. 138 in the ESPNU 150 ... No. 14-rated defensive end by ESPN.com/Scouts Inc. ... No. 17-rated outside linebacker by Scout.com ... Named an All-American, the No. 7 linebacker and the No. 4 player in Alabama by SuperPrep ... Named to the PrepStar All-American team ... 2009 EA SPORTS Third-Team All-American ... Was a participant in the 2010 Under Armour All-American game ... Was a 2009 Alabama-Mississippi All-Star game participant and had two sacks in the game ... Was an honorable mention selection to the Class 6A All-State Team by the Alabama Sports Writers Association as a senior and junior ... Ranked No. 4 on the Mobile Press Register's 2009 Elite 18 ... No. 13 on the Birmingham News' list of the Alabama Super Seniors ... No. 46 on the Mobile Press Register's Super Southeast 120 ... Honorable mention member of the Orlando Sentinel's 2009 All-Southern football team ... Finished senior season with 80 tackles, 20.5 sacks and two forced fumbles ... Recorded 92 tackles and 18 sacks as a junior.

PERSONAL — Born Sept. 18, 1991 ... Son of Ora Owens ... Uncle James Owens was the first black scholarship football player at Auburn ... Major: Human Sciences.



CODY #36
PARKEY K
6-0 • 184 • Fr. • HS
Jupiter, Fla. (Jupiter)
Pre-Business

2010 — Appeared in seven games and averaged 63.2 yards on 35 kickoffs ... Kicked off seven times for 424 yards, averaging 60.6 yards per kick in season opener vs. Arkansas State ... Did not play in SEC opener at Mississippi State ... Kicked off one time for 50 yards vs. Clemson ... Against ULM, kicked off five times, averaging 64.8 yards per kick ... Against Kentucky, kicked off six times for 63.0 ypk average ... Did not play vs. Arkansas ... Did not play vs. LSU ... Against Ole Miss, kicked off five times for a 68.2 ypk average ... Against UTC, averaged 62.9 yards on 10 kickoffs with a pair of touchbacks ... Did not play vs. Georgia and Alabama ... Kicked off once for 65 yards vs. South Carolina in SEC Championship Game.

HIGH SCHOOL — High School Coach: Charlie Persson ... No. 1-ranked kicker by ESPN.com/Scouts Inc. ... No. 2-ranked placekicker by Scout.com ... Ranked by Rivals.com as the No. 1 most accurate kicker and the No. 6 kicker overall ... Was a participant in the 2010 Under Armour All-American game ... Named to the PrepStar All-American team ... 2009 EA SPORTS Third-Team All-American ... Was 8-of-9 on PATs and 9-of-12 on FG attempts in his senior season including a long of 42 yards ... All of his missed field goal attempts came from at least 49 yards ... Kicked field goals of 51 and 43 yards during the Outback All-Star game in Palm Beach, Fla.

PERSONAL — Born Feb. 19, 1992 ... Son of Doug Sr. and Kelly Parkey ... Major: Pre-Business.



ANDREW #72
PARMER OL
5-10 • 267 • So. • 1L
Dalton, Ga. (Dalton)
Business

2010 — Appeared in three game, seeing time against Louisiana-Monroe and Chattanooga ... Also saw time vs. South Carolina in SEC Championship Game.

2009 — Played in three games on the offensive line ... Action against Ball State, Furman and against Northwestern in the Outback Bowl.

HIGH SCHOOL — High School Coach: Ronnie McClung ... All-Area as a junior and senior ... All-Region as a senior ... Tri-State as a senior ... Helped lead his team to the Regional Championship ... Graduated with honors.

PERSONAL — Born May 10, 1990 ... Son of Robert and Leigh Parmer ... Major: Business-Finance ... Minor: Accounting/Economics.



WOODY #48
PARRAMORE DB
5-8 • 183 • Sr. • SQ
Montgomery, Ala. (Trinity Presbyterian)
Mechanical Engineering

CAREER — Awarded scholarship by coaches prior to start of 2010 season.

2010 — Appeared in two games ... Saw first snaps of the season vs. UTC and recorded one solo tackle ... Played in SEC Championship Game vs. South Carolina.

2009 — Saw action in two games, totaling six tackles, including five solo stops ... Had one solo tackle against Louisiana Tech ... Against Furman, was tied for second on team with five tackles, including four solo stops.

HIGH SCHOOL — High School Coach: Randy Ragsdale ... Team Captain ... Won the State Championship in 2003 ... Was a Jimmy Hitchcock Award Nominee

PERSONAL — Born Nov. 9, 1987 ... Son of Woody and Anne Parramore ... Major: Mechanical Engineering ... Minor: Business.



LADARIOUS #37
PHILLIPS RB
6-0 • 291 • Fr. • HS
Roanoke, Ala. (Handley)
Exercise Science

2010 — Did not play.

HIGH SCHOOL — High School Coach: Mike Battles ... Named 2009 Class 4A First Team All-State by the Alabama Sports Writers Association as a defensive lineman ... Named to the 2009 Dandy Dozen by the Anniston Star ... Four year starter played multiple positions ... During his final three seasons, rushed for a total of 2,982 yards and 49 touchdowns ... As a senior, rushed for 1,145 yards and 16 touchdowns on 141 carries while guiding his team to the state semifinals ... Collected 59 tackles including 13 tackles for loss and eight sacks while forcing two fumbles ... Won the shot put for class

2010 AUBURN FOOTBALL - THE PLAYERS

4A at the 2009 ASHAA state track meet and finished second in 2008.

PERSONAL — Born Sept. 15, 1991 ... Guardian is Jemecia Phillips ... Major: Exercise Science.



**PHILIP
PIERRE-LOUIS** **#42
WR**

5-8 • 150 • So. • SQ
Ft. Lauderdale, Fla. (St. Thomas Aquinas)
Pre-Business

2010 — Appeared in four games, seeing time vs. ULM, Ole Miss and UTC ... Also played vs. South Carolina in SEC Championship Game.

2009 — Appeared in six games ... Totaled 171 return yards, including 122 kickoff return yards and ... Returned two punts for 9 yards vs. Tennessee ... Had one 15-yard punt return vs. Arkansas ... Had a 25-yard kick return vs. LSU ... Returned three kickoffs for 63 yards and five punts for 24 yards vs. Furman.

2008 — Redshirted after suffered season-ending knee injury on opening kickoff of season.

HIGH SCHOOL — High School Coach: George Smith ... As a senior, had 30 receptions for 586 yards and five touchdowns, while rushing 11 times for 148 yards and two TDs ... Returned 13 kickoffs for 313 yards and 27 punt returns for 538 yards as a senior ... Class 5A first-team all-state selection ... Helped St. Thomas Aquinas win the Florida 5A State Championship ... Ranked 54th nationally at athlete by Rivals.com ... No. 149 ranked wide receiver nationally by Scout.com.

PERSONAL — Born Dec. 18, 1989 ... Son of Philip and Vivian Pierre-Louis ... Major: Pre-Business.



**RYAN
PUGH** **#50
OL**

6-4 • 297 • Sr. • 3L
Hoover, Ala. (Hoover)
Building Science

CAREER — Started 45 games and appeared in 48 ... Started 42 consecutive games to finish his career ... Part of offense that became the first AU team to ever rush for 300 yards or more in six straight SEC games during 2010 season.

2010 — **Associated Press Third-Team All-America ... SI.com Honorable Mention All-American ... Coaches' First-Team All-SEC ... Associated Press First-Team All-SEC ... Phil Steele First-Team All-SEC ... ESPN.Com All-SEC ... Rimington Trophy finalist ... Phil Steele's Midseason All-America Third-Team ... Coaches' Second-Team Preseason All-SEC ... Candidate for Lowe's Senior CLASS Award which is based on excellence in the community, classroom, character and competition ... Lombardi Award and Rimington Trophy watch list ... Started all 14 games at center ... Part of o-line that allowed 23 sacks in 296 pass attempts ... Started season opener vs. Arkansas State as o-lined paved way for 608 yards total offense, including 367 yards rushing ... Started SEC opener at Mississippi State and helped Tigers rush for 190 yards and average 5.2 yards per snap ... Started against Clemson and helped AU average 7.0 yards per play en route to 424 yards total offense with 221 yards rushing ... Against South Carolina, part of o-line that rolled up 334 rushing yards and 492 total yards ... Helped Tigers average 6.3 yards per play and allowed just one sack in 25 pass attempts ... Against ULM, helped Tigers post third consecutive game with at least 220 yards rushing as AU rushed for 233 yards ... Tigers had just 11 negative yards rushing vs. ULM ... Against Kentucky, part of o-line did not allow a sack in 21 pass attempts and allowed just 10 negative yards in 52**

rushing plays ... O-line helped Tigers rush for 311 yards ... Against Arkansas, helped Tigers set all-time high points (65) vs. an SEC team ... Part of o-line that paved way for 330 yards rushing and allowed a pair of sacks in 15 pass attempts ... Against LSU, part of o-line that rolled up 440 yards rushing, the most ever against an LSU defense and the fifth-most by an AU team ... Against Ole Miss, helped offense rush for 343 yards and amass 572 yards total offense marking fifth time of season Tigers have surpassed 500 yards total offense ... Against UTC, helped Tigers total 628 yards offense as AU put up 41 points in first half ... AU offense averaged 11.6 yards per play and 9.8 yards per rush ... Against Georgia, helped Tigers total 463 yards of offense with 315 rushing ... Part of o-line that has helped AU score 48 points or more in six of 11 games ... Against Alabama, helped AU offense overcome slow start and total 332 yards of offense and score 28 points over the final three quarters ... Helped Tigers run for 118 yards in the second half ... In SEC Championship Game vs. South Carolina, helped Auburn rack up 589 yards total offense with 238 yards rushing and 351 passing ... Tigers averaged 8.3 yards per play and set SEC Championship Game record with 21 points in a quarter (first) ... Auburn also set SEC Championship Game record with 56 total points and the 39-point margin of victory ... Against Oregon in BCS National Championship Game, helped Tigers rush for 254 yards and amass 519 yards total offense.

2009 — **Associated Press Second-Team All-SEC ... SEC Academic Honor Roll ... Phil Steele's Third-Team Midseason All-SEC ... ESPN The Magazine Academic All-District IV Second Team ... Started all 13 games ... Led o-linemen with 70 knockdown blocks ... Is part of line that allowed 21 sacks in 364 pass attempts ... Started at center in season opener vs. Louisiana Tech and tallied five knockdown blocks ... Did not allow a sack on 27 pass attempts vs. Tech ... Started against Mississippi State and did not allow a sack in 24 pass attempts ... Totaled nine knockdown blocks, second most among offensive linemen, against Mississippi State ... Played every snap vs. West Virginia and totaled 8.5 knockdown blocks ... Led Tigers with 12 knockdown blocks against Ball State ... Totaled six knockdown blocks vs. Tennessee ... Finished with third-highest knockdown total vs. Arkansas, with seven ... Against Kentucky, helped Tigers rush for 220 yards and totaled five knockdown blocks ... Finished second on o-line with eight knockdown blocks vs. LSU ... Registered 2.5 knockdown blocks vs. Ole Miss ... Played only first half vs. Furman and finished with six knockdown blocks, second most for o-linemen ... Led o-linemen with 70 knockdown blocks this season ... Is part of line that has allowed 21 sacks in 364 pass attempts this season ... Part of o-line that helped Tigers to 332 yards total offense and 21 points vs. Alabama ... Helped paved way to 420 yards total offense vs. Northwestern in Outback Bowl.**

2008 — **SEC Academic Honor Roll ... Started every game ... Had season-high grade of 97 percent vs. UT Martin ... Finished with 70 rodeo blocks, 25 cockroach blocks and 15 pancake blocks ... In season opener vs. Louisiana-Monroe, grading at 88 percent on 74 snaps with three cockroach blocks, two pancake blocks and six rodeo blocks ... Graded at 89 percent overall on 76 snaps vs. Southern Miss ... Started at center and had 16 rodeo blocks, four cockroach blocks and one pancake blocks vs. USM ... Started second game at center, grading 88 percent overall on 75 snaps vs. Mississippi State ... Had 4.5 pancake blocks and 10 rodeo blocks vs. MSU ... Graded at 91 percent on 70 snaps vs. LSU with 10 rodeo, one cockroach and one pancake block vs. LSU ... On 71 snaps vs. Tennessee, graded at 86 percent overall with eight rodeo blocks ... Posted an 88 percent overall grade on 66 snaps vs. Vanderbilt ... Graded at 86 percent overall on 62 snaps vs. Arkansas ... Had six rode, six cockroach and one pancake blocks vs. Razorbacks ... Posted a team-best 96 percent overall grade on 66 snaps vs. West Virginia ... Also had two rodeo, five cockroach and 2.5 pancake blocs vs. WVU ... Graded at 81 percent overall on 71 snaps vs. Ole Miss ... Had two rodeo and three cockroach blocks vs. Rebels ... On 65 snaps vs. UT Martin, graded at 97 percent overall with six rodeo and one pancake block ... Against Georgia, posted a 93 percent overall grade on 70 snaps with four rodeo, two cockroach and one pancake blocks.**


2007 — **Collegefootballnews.com's Freshman All-America Second Team ... Coaches' All-SEC Freshman Team ... Scout.com Honorable Mention Freshman All-America ... Appeared in seven games with six starts at left tackle ... Did not play in LSU game ... Also played center in second half of Vanderbilt game after starting center Jason Bosley was injured ... Made first career start in the New Mexico State game ... Was his first action in an Auburn uniform ... Posted a 87 percent grade overall, while finishing with a 102 percent score on assignments ... One of three true freshmen, joining RG Chaz Ramsey and RT Lee Ziemba, to start on the offensive line against the Aggies ... In first career SEC start, at Florida, posted a 73 percent overall grade and 89 percent on assignments ... Against Vanderbilt played 56 snaps, finishing with a 89 percent overall grade and a 101 percent on assignments ... In 50 snaps against Arkansas, graded out at**

2010 AUBURN FOOTBALL - THE PLAYERS

93 percent overall ... Suffered a leg injury in third quarter against the Razorbacks ... Limited to eight snaps vs. Ole Miss, grading at 96 percent ... Did not play vs. Tennessee Tech ... Returned to action against Alabama and graded at 87 percent overall on 65 snaps.

HIGH SCHOOL — High School Coach: Rush Propst ... Played both center and offensive tackle at Hoover High, leading the team to a state runner-up finish his senior season ... Named the 6A Lineman of the Year, All-State and to the “Super 12” by the ASWA ... Also awarded 6A All-State and Super All-State honors by the *Birmingham News* ... Slated as the No. 1 center recruit in the nation by Espn.com ... Listed as No. 4 prospect in state of Alabama by the *Birmingham News* ... Ranked second nationally among centers and the No. 7 overall recruit in Alabama by Rivals.com ... Named a *PrepStar* All-American ... Started and played every snap for the East in the U.S. Army All-American Bowl ... Selected by the AHSAA to play in the Alabama North/South All-Star game as a junior ... Ranked 73rd in the *Mobile Press-Register’s* Super Southeast 120 ... 2007 6-A Heavyweight Wrestling State Champion.

PERSONAL — Born Dec. 4, 1988 ... Son of Sandra and Toney Pugh ... Major: Building Science.



ASHTON #56

RICHARDSON LB

6-0 • 190 • Jr. • 1L
New Orleans, La. (St. Michael)
Pre-Veterinary Medicine


2010 — Appeared in four games before suffering season-ending injury ... Saw snaps on special teams vs. Kentucky ... Played vs. Arkansas but did not register a tackle ... Did not play vs. LSU ... Saw time vs. Ole Miss on special teams ... Played vs. UTC but left game in first half with injury.

2009 — **SEC Academic Honor Roll** ... Played in 13 games, tallying nine stops, including three tackles for loss (-14 yards), and one quarterback sack (-7 yards) ... Three of nine tackles came on special teams ... Had career-high four tackles against Furman, including 2.5 tackles for loss (-13 yards) and one sack ... Had three tackles against Ball State and two at Arkansas, including a half TFL.

2008 — Did not play.

HIGH SCHOOL — High School Coach: Tut Mushemeche ... First Team All-District ... Played in Redstick Bowl All-Star Game.

PERSONAL — Born Dec. 19, 1989 ... Son of Al and Trina Richardson ... Father, Al, played linebacker at LSU (1979-82), earning All-American and All-SEC honors as a senior, and is the school’s record holder for tackles in a game (21) and a career (452) ... Major: Pre-Veterinary Medicine.



TROVON #1

REED WR

6-0 • 181 • Fr. • HS
Thibodaux, La. (Thibodaux)
Liberal Arts

2010 — Appeared in one game, rushing twice for 8 yards against Clemson.

HIGH SCHOOL — High School Coach: Dennis Lorio ... Ranked No. 39 on the ESPN 150 ... No. 6 athlete by ESPN.com/Scouts Inc. ... Ranked 46th on the Rivals.com Rivals100 ... No. 4-rated athlete and the top prospect in Louisiana by Rivals.com ... No. 7-ranked wide receiver by Scout.com ... Named to the *PrepStar* Dream Team as the No. 26-ranked player in the nation ... Ranked No. 41 overall and the No. 5 wide receiver in the SuperPrep Elite 50 ... Also named an All-American and the top player in Louisiana by SuperPrep ... No. 2-rated defensive back and No. 80-ranked player by Tom Lemming on Maxpreps.com ... Was a participant in the 2010 Army All-American Bowl ... Played in the 2009 Hawaii/Polynesia-Mainland Bowl ... No. 9 on the *Mobile Press Register’s* Super Southeast 120 ... Member of the Orlando Sentinel’s 2009 All-Southern football team ... As a senior, rushed for 703 yards and nine touchdowns and passed for 826 yards and six scores despite missing five games due to injury ... As a junior, rushed for 746 yards and 10 touchdowns on 91 attempts, completed 28-of-52 passes for 10 TDs and caught 19 passes for 344 yards and a touchdown.

PERSONAL — Born Dec. 30, 1990 ... Major: Liberal Arts.

REED’S CAREER RECEIVING STATS

YEAR	G/GS	NO	YDS	AVG	TD	LP/OPPONENT
2010	1/0	0	0	0.0	0	--

REED’S CAREER RUSHING STATS

YEAR	G/GS	NO	YDS	AVG	TD	LP/OPPONENT
2010	1/0	2	8	4.0	0	6/Clemson



CRAIG #13

SANDERS DE

6-4 • 248 • Fr. • HS
Clio, Ala. (Ariton)
Liberal Arts

2010 — Appeared in 13 games and totaled eight tackles, primarily on special teams ... Fifth on team with seven special teams tackles ... Saw limited snaps in season opener vs. Arkansas State, totaling three solo tackles ... All three tackles came on special teams ... Recorded one solo tackle in SEC opener at Mississippi State ... Played, but did not have a tackle vs. Clemson ... Totaled one solo tackles on special teams vs. South Carolina ... Saw limited snaps on special teams vs. ULM and did not record a tackle ... Recorded one tackle vs. Arkansas ... Saw snaps on special teams and defense vs. LSU ... Played but did not have a tackle vs. Ole Miss ... Against UTC, saw snaps on defense but did not have a tackle ... Returned two kickoffs (first of career) for 32 yards with a long return of 17 yards ... Had one solo tackle vs. Georgia ... Played primarily on special teams vs. Alabama and did not have a tackle ... In SEC Championship Game vs. South Carolina, only tackle of game was first career sack going for minus 6 yards ... Played but did not have a tackle in BCS National Championship Game.

HIGH SCHOOL — High School Coach: David Collins ... Four star prospect according to Scout.com ... Played in the Alabama-Mississippi All-Star Classic after his senior season ... Named by Rivals.com to the Rivals250 and the nation’s No. 12 weak-side defensive end ... Listed as the nation’s No. 25 defensive end by Scout.com ... Rated the nation’s No. 40 defensive end by ESPN/Scouts Inc. ... In 11 games as a junior, had 71 tackles, including 32 for loss and 12 quarterback sacks ... Rushed for 1,057 yards with 16 touchdowns while catching 13 passes ... As a sophomore had 79 stops including 19 sacks in 12 games ... Rushed for 422 yards and two TDs on 49 attempts as a sophomore, while catching nine balls for 200 yards and five scores ... Also played baseball and was member of power lifting team that won Class 1A State Championship in 2009 ... Won 2009 state power lifting title at 205-232 pound class with a 405-pound squat, 325-pound bench press and 300-pound power clean.

PERSONAL — Son of David and Dianne Grice ... Major: Liberal Arts.

2010 AUBURN FOOTBALL - THE PLAYERS

SANDERS' CAREER DEFENSIVE STATS

YEAR	G/GS	TT	UT	AT	TFL-YDS	QBS-YDS	FF/FR	PD	I/YDS
2010	13/0	8	7	1	1.0-6	1.0-6	0/0	0	0/0

SANDERS' GAME-BY-GAME DEFENSIVE STATS

DATE	OPPONENT	TT	UT	AT	TFL-YDS	QBS-YDS
9/4/10	ARKANSAS STATE	3	3	0	0.0-0	0.0-0
9/9/10	at Mississippi State	1	1	0	0.0-0	0.0-0
9/18/10	CLEMSON	0	0	0	0.0-0	0.0-0
9/25/10	SOUTH CAROLINA	1	1	0	0.0-0	0.0-0
10/2/10	LOUISIANA-MONROE	0	0	0	0.0-0	0.0-0
10/9/10	at Kentucky	DID NOT PLAY				
10/16/10	ARKANSAS	1	0	1	0.0-0	0.0-0
10/23/10	LSU	0	0	0	0.0-0	0.0-0
10/30/10	at Ole Miss	0	0	0	0.0-0	0.0-0
11/6/10	CHATTANOOGA	0	0	0	0.0-0	0.0-0
11/13/10	GEORGIA	1	1	0	0.0-0	0.0-0
11/26/10	at Alabama	0	0	0	0.0-0	0.0-0
12/4/10	South Carolina (SECCG)	1	1	0	1.0-6	1.0-6
1/10/11	Oregon (BCSNCG)	0	0	0	0.0-0	0.0-0



AAIRON SAVAGE

#2 DB

5-11 • 200 • Sr. • 2L
Albany, Ga. (Westover)
Graduate

2010 — Started first seven games of season before suffering season-ending injury ... Totaled 37 tackles before injury ... Returned to the field after missing two seasons with injuries ... Started season opener vs. Arkansas State and finished second on Tigers with seven tackles ... Six tackles were solo ... Also had 1.0 TFL for minus 1 yard ... Finished with six tackles in SEC opener vs. Mississippi State ... Five of the six tackles vs. MSU were solo ... His six tackles were most vs. an SEC team since totaling eight vs. UGA on Nov. 11, 2006 ... Against Clemson, totaled six tackles with four solo stops ... Against South Carolina, recorded five total tackles with two solo ... In limited snaps vs. ULM, totaled five tackles with a PBU ... Totaled four tackles vs. Kentucky with three solo stops ... Against Arkansas, totaled four tackles before leaving game in second half with injury ... Was T-34th in SEC and third on team in tackles at time of injury.

2009 — Missed season due to injury.

2008 — *Phil Steele's Preseason Third Team All-SEC* ... Missed season due to an injury suffered during preseason drills.

2007 — *Street & Smith's Preseason All-SEC ... The Sporting News Preseason All-SEC Second Team* ... Had 26 tackles in seven games ... Returned to action vs. Tennessee Tech and recorded three tackles ... Missed six games due to injury, including the South Florida, Vanderbilt, Arkansas, LSU, Miss. State and Clemson contests ... Had one solo tackle vs. Alabama ... Registered five tackles, with three solo, vs. Georgia ... Had 12 tackles in two games prior to Vanderbilt game ... Started at free safety against Kansas State with one tackle in limited action after suffering an ankle injury ... Came off bench to record four stops against Mississippi State ... Made first start since season opener against New Mexico State, recording season-high seven tackles to tie for team lead ... Had five tackles in start vs. Florida.

2006 — *Coaches' Freshman All-SEC Team ... Sporting News Freshman All-America Third Team ... Rivals.com Second-Team Freshman All-American ... Sporting News SEC All-Freshman Team ... Named SEC Freshman of the Week (Oct. 30) after the Ole Miss game* ... Third on the team with 53 tackles and finished with four for loss (-15) ... Posted two sacks ... Tied for third on the team with five tackles against Nebraska in the Cotton Bowl ... Had a tackle for loss (-1) against the Cornhuskers ... Second on the team with eight tackles against Georgia, finishing with one for loss (-1) and forcing a first-quarter fumble ... Finished with his second sack of the season against Arkansas State ... Returned against Ole Miss and tied for the team lead with six tackles ... Also intercepted his first career pass in the third quarter ... Did not play against Tulane ... Tied for second on the team with four tackles against Florida ... Tied for the team lead with a career-high 11 tackles, including six solo, against Arkansas ... Had a quarterback hurry against the Razorbacks ... Finished with four tackles, including two solo, and a pass

breakup against South Carolina ... Totaled five tackles against Buffalo and posted a 10-yard sack in the second quarter ... Finished with three tackles and his first career pass deflection against LSU ... Named the Coaches' Co-Defensive Player of the Week for his game against LSU ... Started in and played his first career game against Washington State, tying for second on the team with four tackles, three of which were solo.

2005 — Redshirted.

HIGH SCHOOL — High School Coach: Jeff Caldwell ... Made 61 tackles and had three interceptions as a senior ... As a receiver, finished with 525 receiving yards and three touchdowns ... Also returned a punt 72 yards for a touchdown ... Helped lead his team to the second round of the state playoffs ... Hauled in 35 passes for 406 yards and three touchdowns as a junior ... *SuperPrep* Dixie Team ... Georgia Athletic Coaches Association North-South All-Star Football Game ... *Tifton Gazette's* All-Region 1-AAA team ... *PrepStar* All-Region ... The Georgia Insiders Hot 100 ... Scout.com top 50 cornerbacks ... Rivals.com Top 75 Cornerbacks ... Attended same high school as former Auburn offensive lineman Troy Reddick.

PERSONAL — Born Dec. 29, 1986 ... Son of Alphonse and Adrienne Savage ... Graduated in December 2008 with a degree in Exercise Science ... Received master's degree in May 2010 ... Oldest player on team, will be 23 years, eight months and six days old when season begins on Sept. 4.

SAVAGE'S CAREER DEFENSIVE STATS

YEAR	G/GS	TT	UT	AT	TFL-YDS	QBS-YDS	FF/FR	PD	I/YDS
2006	12/11	53	34	19	4.0-15	2.0-13	1/0	3	1/0
2007	7/3	26	18	8	2.0-1	0.0-0	0/1	0	0/0
2008		DID NOT PLAY-INJURED							
2007		DID NOT PLAY-INJURED							
2010	7/7	37	27	10	1.0-1	0.0-0	0/0	1	0/0
Totals	26/21	116	79	37	6.0-17	2.0-13	1/1	4	1/0

SAVAGE'S CAREER GAME HIGH STATS

	No.	Opponent	Date
Tackles	11	Arkansas	10/7/06
Interceptions	1	Ole Miss	10/28/06

SAVAGE'S GAME-BY-GAME DEFENSIVE STATS

DATE	OPPONENT	TT	UT	AT	PD	INT-YDS
9/2/06	* WASHINGTON STATE	4	3	1	0	0-0
9/9/06	* at Mississippi State	0	0	0	0	0-0
9/16/06	* LSU	3	2	1	1	0-0
9/23/06	* BUFFALO	5	3	2	0	0-0
9/28/06	* at South Carolina	4	2	2	1	0-0
10/7/06	* ARKANSAS	11	6	5	1	0-0
10/14/06	* FLORIDA	4	2	2	0	0-0
10/21/06	TULANE	DID NOT PLAY				
10/28/06	* at Ole Miss	6	3	3	0	1-0
11/4/06	ARKANSAS STATE	1	1	0	0	0-0
11/11/06	* GEORGIA	8	7	1	0	0-0
11/18/06	* at Alabama	2	1	1	0	0-0
1/1/07	* vs. Nebraska (Cotton)	5	4	1	0	0-0
9/1/07	* KANSAS STATE	1	1	0	0	0-0
9/8/07	SOUTH FLORIDA	DID NOT PLAY				
9/15/07	MISSISSIPPI STATE	4	2	2	0	0-0
9/22/07	* NEW MEXICO STATE	7	4	3	0	0-0
9/29/07	* at Florida	5	5	0	0	0-0
10/6/07	VANDERBILT	DID NOT PLAY				
10/13/07	at Arkansas	DID NOT PLAY				
10/20/07	at LSU	DID NOT PLAY				
10/27/07	OLE MISS	DID NOT PLAY				
11/3/07	* TENNESSEE TECH	3	2	1	0	0-0
11/10/07	at Georgia	5	3	2	0	0-0
11/24/07	ALABAMA	1	1	0	0	0-0
12/31/07	vs. Clemson (Chick-fil-A)	DID NOT PLAY				

DATE	OPPONENT	TT	UT	AT	PD	INT-YDS
------	----------	----	----	----	----	---------

2010 AUBURN FOOTBALL - THE PLAYERS

9/4/10	* ARKANSAS STATE	7	6	1	0	0-0
9/9/10	* at Mississippi State	6	5	1	0	0-0
9/18/10	* CLEMSON	6	4	2	0	0-0
9/25/10	* SOUTH CAROLINA	5	2	3	0	0-0
10/2/10	* LOUISIANA-MONROE	5	5	0	1	0-0
10/9/10	* at Kentucky	4	3	1	0	0-0
10/16/10	* ARKANSAS	4	2	2	0	0-0
10/23/10	LSU					DID NOT PLAY
10/30/10	at Ole Miss					DID NOT PLAY
11/6/10	CHATTANOOGA					DID NOT PLAY
11/13/10	GEORGIA					DID NOT PLAY
11/26/10	at Alabama					DID NOT PLAY
12/4/10	South Carolina (SECCG)					DID NOT PLAY
1/10/11	Oregon (BCSNCG)					DID NOT PLAY



RYAN #17 SHOEMAKER P

6-0 • 177 • Sr. • 2L
Birmingham, Ala. (Oak Mountain)
Graduate

2010 — Played in nine games and averaged 39.2 yards on 32 punts ... Punted four times in season opener vs. Arkansas State, averaging 39.2 yards per punt ... Pinned one punt inside the 20-yard line and had long punt of 45 yards ... In SEC opener at Mississippi State, averaged 39.2 yards on four punts with two inside the 20-yard line and long of 42 yards ... The two punts inside the 20 matched career high ... Against Clemson, punted six times with a 40.2 ypp average with a season-long of 51 yards ... Also pinned one punt inside Clemson 20-yard line ... Against South Carolina, punted twice for 68 yards, 34.0 average, with one punt down inside the 20-yard line ... Did not have a punt attempt vs. ULM ... Did not play vs. Kentucky ... Did not play vs. Arkansas ... Did not play vs. LSU ... Did not play vs. Ole Miss ... Punted one time vs. UTC for 37 yards ... Against Georgia, punted twice for 42.5 average with a long punt of 50 yards ... Against Alabama, averaged 38.7 yards on seven punts and pinned two inside the 20-yard line ... Punted one time for 36 yards in win over South Carolina in SEC Championship Game ... Against Oregon in BCS National Championship Game, averaged 40.4 yards on five punts and pinned three punts inside the 20-yard line ... Three punts inside the 20 were career-best.

2009 — Did not play.

2008 — *First Team Preseason Media All-SEC ... First Team Preseason Coaches' All-SEC ... Athlon's Preseason Second Team All-SEC ... Phil Steele's Preseason First Team All-SEC ...* Played in one game ... Against LSU, punted seven times for 35.4 average per kick ... Put two punts inside the 20 and had a long of 51 vs. LSU.

2007 — *Second Team Associated Press All-SEC ... Collegefootballnews.com's Freshman All-America Second Team ... Coaches' Second-Team All-SEC ... Coaches' All-SEC Freshman team ... Rivals.com First Team Freshman All-America Team and Rivals.com First Team All-SEC ... Sporting News SEC All-Freshman Team and Sporting News First Team Freshman All-America Team ...* Second in the Southeastern Conference and 16th nationally averaging 42.4 yards per punt ... Recorded at least one punt over 50 yards in nine of 12 games played ... Dropped 10 punts inside the 20 in last 27 punt attempts ... Placed 16 punts inside 20 ... In first action of Auburn career, punted six times for an average of 42.7 yards including a long of 53 against Kansas State ... Punts of 52 and 53 yards (52.5 avg.) against South Florida before leaving the game with an injury to his left elbow while attempting to make a tackle ... One punt against New Mexico State was a career-long 62 yarder ... Had outstanding night at Florida, booting five kicks for an average of 45.0 with two placed inside the 20 ... Named coaches special team's POW after averaging 52.0 yards per punt vs. Tennessee Tech ... Had long of 53 yards and placed two inside the 20 against Clemson in the Chick-fil-A Bowl ... Punted the ball eight times for a 38.6 yard average in bowl game.

2006 — Redshirted.

HIGH SCHOOL — High School Coach: Jerry Hood ... Selected to the 2005 Alabama Sports Writers Class 6A All-State First Team ... Averaged 39.5 yards per punt as a senior and 42.5 yards as a junior ... Was 12-18 on FG with a long of 48 and 38-39

on PAT his senior year.

PERSONAL — Born Jan. 22, 1988 ... Son of Jim and Paula Shoemaker Graduated in August 2010 with a degree in Exercise Science.

SHOEMAKER'S CAREER PUNTING STATS

YEAR	G	NO	YDS	AVG	IN20	LP/OPPONENT
2007	12	49	2080	42.4	16	62/New Mexico State
2008	1	7	248	35.4	2	51/LSU
2009	0	0	0	0.0	0	---
2010	9	32	1254	39.2	10	51/Clemson
Totals	22	88	3582	40.7	28	62/New Mexico State

SHOEMAKER'S CAREER GAME HIGH STATS

	No.	Opponent	Date
Punts	8	Clemson	12/31/07
IN 20	3	Oregon (BCSNCG)	1/10/11


SHOEMAKER'S GAME-BY-GAME PUNTING STATS

DATE	OPPONENT	NO	YDS	AVG	IN20	Long
9/1/07	KANSAS STATE	6	256	42.7	2	53
9/8/07	SOUTH FLORIDA	2	105	52.5	0	53
9/15/07	MISSISSIPPI STATE					DID NOT PLAY
9/22/07	NEW MEXICO STATE	1	62	62.0	0	6 2
9/29/07	at Florida	5	225	45.0	2	54
10/6/07	VANDERBILT	5	208	41.6	2	54
10/13/07	at Arkansas	3	113	37.7	0	46
10/20/07	at LSU	5	210	42.0	2	53
10/27/07	OLE MISS	3	129	43.0	2	58
11/3/07	TENNESSEE TECH	4	208	52.0	2	64
11/10/07	at Georgia	3	119	44.2	0	44
11/24/07	ALABAMA	4	136	34.0	2	47
12/31/07	vs. Clemson (Chick-fil-A)	8	309	38.6	2	53

DATE	OPPONENT	NO	YDS	AVG	IN20	Long
8/30/08	LOUISIANA-MONROE					DID NOT PLAY
9/6/08	SOUTHERN MISSISSIPPI					DID NOT PLAY
9/13/08	at Mississippi State					DID NOT PLAY
9/20/08	LSU	7	248	35.4	2	51
9/27/08	TENNESSEE					DID NOT PLAY
10/4/08	at Vanderbilt					DID NOT PLAY
10/11/08	ARKANSAS					DID NOT PLAY
10/23/08	at West Virginia					DID NOT PLAY
11/1/08	at Ole Miss					DID NOT PLAY
11/8/08	TENNESSEE-MARTIN					DID NOT PLAY
11/15/08	GEORGIA					DID NOT PLAY
11/29/08	at Alabama					DID NOT PLAY

DATE	OPPONENT	NO	YDS	AVG	IN20	Long
9/4/10	ARKANSAS STATE	4	157	39.2	1	45
9/9/10	at Mississippi State	4	157	39.2	2	42
9/18/10	CLEMSON	6	241	40.2	1	51
9/25/10	SOUTH CAROLINA	2	68	34.0	1	37
10/2/10	LOUISIANA-MONROE					DID NOT PLAY
10/9/10	at Kentucky					DID NOT PLAY
10/16/10	ARKANSAS					DID NOT PLAY
10/23/10	LSU					DID NOT PLAY
10/30/10	at Ole Miss					DID NOT PLAY
11/6/10	CHATTANOOGA	1	37	37.0	0	37
11/13/10	GEORGIA	2	85	42.5	0	50
11/26/10	at Alabama	7	271	38.7	2	48
12/4/10	South Carolina (SECCG)	1	36	36.0	0	36
1/10/11	Oregon (BCSNCG)	5	202	40.4	3	50

2010 AUBURN FOOTBALL - THE PLAYERS




CHAD #62
SLADE OL

6-5 • 316 • Fr. • HS
Moody, Ala. (Moody)
Liberal Arts

2010 — Did not play.

HIGH SCHOOL — High School Coach: Brandon Wiley ... No. 59-ranked offensive guard by ESPN.com/Scouts Inc. ... No. 62-rated offensive guard by Scout.com ... Ranked as the No. 34 player in Alabama by SuperPrep ... Named to the All-Southeast Region team by PrepStar ... Named the No. 38 prospect in Alabama by the Tuscaloosa News.

PERSONAL — Born May 4, 1992 ... Son of Joseph and Nikki Shorter ... Major: Liberal Arts.



ERIC #32
SMITH RB

5-10 • 240 • Jr. • 2L
Seffner, Fla. (Armwood HS)
Sociology

2010 — Appeared in 14 games with five starts ... Started season opener vs. Arkansas State but did not have a rushing attempt nor pass reception ... Returned one kickoff for 5 yards vs. ASU ... In SEC opener at Mississippi State, hauled in one pass for 13 yards and carried the ball one time for no gain ... Caught one pass for 7 yards vs. Clemson ... Hauled in one pass for 6 yards vs. South Carolina ... Played but did not have a carry or reception vs. ULM ... Saw playing time vs. Kentucky but did not have a catch or rush attempt ... Played but did not have a rushing attempt vs. Arkansas ... Saw snaps on special teams and offense vs. LSU ... Played vs. Ole Miss but did not have rush attempt ... Started vs. Georgia but did not have a rush or reception ... Started vs. Alabama and had a 4-yard kickoff return ... Caught two passes for 23 yards, both season highs, in win over South Carolina in SEC Championship Game ... Started vs. Oregon in BCS National Championship Game but did not have a rush attempt or reception.

2009 — Appeared in 11 games with seven starts ... Totaled 99 yards rushing on 20 attempts and 226 yards receiving on 18 catches ... Started vs. Mississippi State and rushed for 8 yards on three carries ... Set career high with four receptions and 74 receiving yards vs. West Virginia ... Had long catch of 37 yards ... Rushed seven times for 47 yards against Ball State with a long run of 16 yards ... Caught three passes for 45 yards, with a long reception of 17 yards, in victory over Tennessee ... Had one catch for 21 yards vs. Arkansas ... Caught one pass for 3 yards vs. Kentucky ... Against LSU, led Tigers with three catches and 31 yards with a long catch-and-run of 17 yards ... Caught one pass for 17 yards vs. Ole Miss ... Against Furman, rushed 10 times for 44 yards with a 2-yard TD run and caught four passes for 34 yards ... His 2-yard TD run was first of career ... Saw playing time vs. Georgia but did not have a rush or catch ... Caught one pass, a 1-yard TD grab vs. Alabama to give AU 14-0 first-quarter lead ... TD catch was first of career.

2008 — Played in 12 games with one start, totaled 83 yards on 21 carries ... In first collegiate game, rushed nine times for 66 yards vs. Louisiana-Monroe ... Averaged 7.3 yards per carry vs. Warhawks with a long rush of 19 yards ... Earned first career start and had two rushes for eight yards vs. Southern Miss ... Saw limited time vs. Mississippi State and LSU ... Rushed twice for 1 yard vs. Tennessee ... Caught one pass for 2 yards vs. Arkansas in limited action ... Rushed three times for 3 yards vs. West Virginia ... Rushed for six yards on five carries vs. UT Martin

PERSONAL — Born March 14, 1990 ... Son of Eric and Lakisa Smith ... Major: Sociology.

SMITH'S CAREER RUSHING STATS

YEAR	G/GS	NO	YDS	AVG	TD	LP/OPPONENT
2008	12/1	21	83	4.0	0	19/Louisiana-Monroe
2009	11/7	20	99	4.9	1	18/Furman
2010	13/5	1	0	0.0	0	-
Totals	36/13	42	182	4.3	1	19/Louisiana-Monroe

SMITH'S CAREER RECEIVING STATS

YEAR	G/GS	NO	YDS	AVG	TD	LP/OPPONENT
2008	12/1	2	3	1.5	0	2/Arkansas
2009	11/7	18	226	12.6	1	37/West Virginia
2010	13/5	5	49	9.8	0	14/South Carolina (SECCG)
Totals	36/13	25	278	11.1	1	37/West Virginia

SMITH'S GAME-BY-GAME RECEIVING STATS

DATE	OPPONENT	REC	YDS	AVG	TD	TD REC
8/30/08	LOUISIANA-MONROE	0	0	0.0	0	--
9/6/08	* SOUTHERN MISS	1	1	1.0	0	--
9/13/09	at Mississippi State	0	0	0.0	0	--
9/20/09	LSU	0	0	0.0	0	--
9/27/08	TENNESSEE	0	0	0.0	0	--
10/4/08	at Vanderbilt	0	0	0.0	0	--
10/11/08	ARKANSAS	1	2	2.0	0	--
10/23/08	at West Virginia	0	0	0.0	0	--
11/1/08	at Ole Miss	0	0	0.0	0	--
11/8/08	TENNESSEE-MARTIN	0	0	0.0	0	--
11/15/08	GEORGIA	0	0	0.0	0	--
11/29/08	at Alabama	0	0	0.0	0	--

DATE	OPPONENT	REC	YDS	AVG	TD	TD REC
9/5/09	LOUISIANA TECH	DID NOT PLAY				
9/12/09	* MISSISSIPPI STATE	0	0	0.0	0	--
9/19/09	* WEST VIRGINIA	4	74	18.5	0	--
9/26/09	BALL STATE	0	0	0.0	0	--
10/3/09	at Tennessee	3	45	13.0	0	--
10/10/09	* at Arkansas	1	21	21.0	0	--
10/17/09	* KENTUCKY	1	3	3.0	0	--
10/24/09	at LSU	3	31	10.3	0	--
10/31/09	* OLE MISS	1	17	17.0	0	--
11/7/09	* FURMAN	4	34	8.5	0	--
11/14/09	* at Georgia	0	0	0.0	0	--
11/27/09	ALABAMA	1	1	1.0	1	1
11/1/10	Northwestern (Outback)	DID NOT PLAY				

DATE	OPPONENT	REC	YDS	AVG	TD	TD REC
9/4/10	* ARKANSAS STATE	0	0	0.0	0	--
9/9/10	at Mississippi State	1	13	13.0	0	--
9/18/10	CLEMSON	1	7	7.0	0	--
9/25/10	SOUTH CAROLINA	1	6	6.0	0	--
10/2/10	LOUISIANA-MONROE	0	0	0.0	0	--
10/9/10	at Kentucky	0	0	0.0	0	--
10/16/10	ARKANSAS	0	0	0.0	0	--
10/23/10	LSU	0	0	0.0	0	--
10/30/10	at Ole Miss	0	0	0.0	0	--
11/6/10	CHATTANOOGA	0	0	0.0	0	--
* 11/13/10	* GEORGIA	0	0	0.0	0	--
11/26/10	* at Alabama	0	0	0.0	0	--
12/4/10	* South Carolina (SECCG)	2	23	16.5	0	--
1/10/11	* Oregon (BCSNCG)	0	0	0.0	0	--

SMITH'S GAME-BY-GAME RUSHING STATS

DATE	OPPONENT	ATT	YDS	Avg.	TD	TD Runs
8/30/08	LOUISIANA-MONROE	9	66	7.3	0	---
9/6/08	* SOUTHERN MISS	2	8	4.0	0	---
9/13/08	at Mississippi State	0	0	0.0	0	---
9/20/08	LSU	0	0	0.0	0	---
9/27/08	TENNESSEE	2	1	0.5	0	---
10/4/08	at Vanderbilt	0	0	0.0	0	---
10/11/08	ARKANSAS	0	0	0.0	0	---
10/23/08	at West Virginia	3	3	1.0	0	---
11/1/08	at Ole Miss	0	0	0.0	0	---
11/8/08	TENNESSEE-MARTIN	5	6	1.2	0	---
11/15/08	GEORGIA	0	0	0.0	0	---
11/29/08	at Alabama	0	0	0.0	0	---

2010 AUBURN FOOTBALL - THE PLAYERS

DATE	OPPONENT	ATT	YDS	Avg.	TD	TD Runs
9/5/09	LOUISIANA TECH	DID NOT PLAY				
9/12/09	* MISSISSIPPI STATE	3	8	2.7	0	--
9/19/09	* WEST VIRGINIA	0	0	0.0	0	--
9/26/09	BALL STATE	7	47	6.7	0	--
10/3/09	at Tennessee	0	0	0.0	0	--
10/10/09	* at Arkansas	0	0	0.0	0	--
10/17/09	* KENTUCKY	0	0	0.0	0	--
10/24/09	at LSU	0	0	0.0	0	--
10/31/09	OLE MISS	0	0	0.0	0	--
11/7/09	* FURMAN	10	44	4.4	1	2
11/14/09	* at Georgia	0	0	0.0	0	--
11/27/09	ALABAMA	0	0	0.0	0	--
1/1/10	Northwestern (Outback)	DID NOT PLAY				

DATE	OPPONENT	ATT	YDS	Avg.	TD	TD Runs
9/4/10	* ARKANSAS STATE	0	0	0.0	0	--
9/9/10	at Mississippi State	1	0	0.0	0	--
9/18/10	CLEMSON	0	0	0.0	0	--
9/25/10	SOUTH CAROLINA	0	0	0.0	0	--
10/2/10	LOUISIANA-MONROE	0	0	0.0	0	--
10/9/10	at Kentucky	0	0	0.0	0	--
10/16/10	ARKANSAS	0	0	0.0	0	--
10/23/10	LSU	0	0	0.0	0	--
10/30/10	at Ole Miss	0	0	0.0	0	--
11/6/10	CHATTANOOGA	0	0	0.0	0	--
11/13/10	* GEORGIA	0	0	0.0	0	--
11/26/10	* at Alabama	0	0	0.0	0	--
12/4/10	* South Carolina (SECCG)	0	0	0.0	0	--
1/10/11	* Oregon (BCSNCG)	0	0	0.0	0	--

SMITH'S GAME-BY-GAME DEFENSIVE STATS

DATE	OPPONENT	TT	UT	AT	PD	INT-YDS
9/4/10	ARKANSAS STATE	0	0	0	0	0-0
9/9/10	at Mississippi State	0	0	0	0	0-0
9/18/10	CLEMSON	0	0	0	0	0-0
9/25/10	SOUTH CAROLINA	0	0	0	0	0-0
10/2/10	LOUISIANA-MONROE	0	0	0	0	0-0
10/9/10	at Kentucky	0	0	0	0	0-0
10/16/10	ARKANSAS	1	1	0	0	0-0
10/23/10	LSU	0	0	0	0	0-0
10/30/10	at Ole Miss	0	0	0	0	0-0
11/6/10	CHATTANOOGA	0	0	0	0	0-0
11/13/10	GEORGIA	1	1	0	0	0-0
11/26/10	at Alabama	0	0	0	0	0-0
12/4/10	South Carolina (SECCG)	1	1	0	0	0-0
1/10/11	Oregon (BCSNCG)	0	0	0	0	0-0



TRAVANTE #85
STALLWORTH WR

5-9 • 188 • So. • 1L
Leesville, Ala. (Leesville)
Liberal Arts

2010 — Appeared in three games ... Saw limited snaps vs. Arkansas State but did not have a catch ... Also saw playing time vs. Louisiana-Monroe and Chattanooga.

2009 — Appeared in 10 games before season ending injury vs. Furman ... Saw playing time vs. Louisiana Tech in season opener but did not have a catch ... Had 21 receiving yards on two catches vs. Ball State ... Rushed one time for 10 yards vs. Tennessee ... Against Ole Miss, rushed two times for 22 yards with a long of 14 yards ... Had one 16-yard run vs. Furman.

HIGH SCHOOL — High School Coach: Terence Williams ... During his senior season, completed 92-of-150 passes for 1,339 yards and 14 touchdowns, while also rushing for 546 yards and 15 scores on 130 carries ... As a junior, completed 113 of 200 passes for 1,340 yards and 10 touchdowns, while also rushing for 940 yards on 165 carries with 17 touchdowns.

PERSONAL — Born March 5, 1991 ... Son of James and Jalaine Stallworth ... Major: Liberal Arts.

STALLWORTH'S CAREER RECEIVING STATS

YEAR	G/GS	NO	YDS	AVG	TD	LPI/OPPONENT
2009	10/0	2	21	10.5	0	16/Ball State
2010	3/0	0	0	0.0	0	--
Totals	13/0	2	21	10.5	0	16/Ball State



CRAIG #46
STEVENS LB

6-3 • 229 • Sr. • 3L
Tallahassee, Fla. (Lincoln)
Graduate

CAREER — Started 38 consecutive games that he played ... Had at least one tackle in 30 consecutive games played ... Four double-digit tackle performances.

2010 — *Outland Trophy Watch List* ... *Coaches' Second-Team Preseason All-SEC* ... *First-Team Preseason All-SEC* according to Phil Steele ... Named to *Butkus Award watch list* ... Appeared in 12 games, all starts and totaled 62 tackles with 3.5 TFLs and half a sack ... Fourth in team in total tackles and 33rd in SEC in tackles per game (5.2) ... Saw first snaps of season and started vs. Clemson, totaling two tackles ... Registered five tackles, one solo,



RYAN #24
SMITH DB

6-1 • 183 • Fr. • HS
Cordova, Ala. (Cordova)
Undecided

2010 — Appeared in 14 games and totaled three tackles all on special teams ... Saw limited snaps in season opener vs. Arkansas State but did not register a tackle ... Played in SEC opener at Mississippi State but did not record a tackle ... Saw snaps vs. Clemson but did not have a tackle ... Had limited snaps vs. South Carolina ... Saw playing time vs. ULM but did not have a tackle ... Saw playing time but did not have a tackle vs. Kentucky ... Had one solo tackle vs. Arkansas ... Played but did not have a tackle vs. LSU ... Saw playing time vs. Ole Miss ... Played but did not have a tackle vs. UTC ... Totaled one solo tackle vs. Georgia ... Played vs. Alabama but did not have a tackle ... Had one solo tackle in win over South Carolina in SEC Championship Game ... Played but did not have a tackle vs. Oregon in BCS National Championship Game.

HIGH SCHOOL — High School Coach: Scott Basden ... Ranked as the nation's No. 93 safety by Scout.com ... Ranked No. 170 nationally as an athlete by ESPN.com/Scouts, Inc. ... Ranked as the No. 27 player in Alabama by SuperPrep ... Named to the Class 3A All-State First Team as a senior and junior by the Alabama Sports Writers Association, and earned 3A Back of the Year honors as a senior ... Finished fourth in the Alabama Mr. Football voting as a senior ... Led Cordova to three straight appearances in state title game ... Rushed for 1,856 yards and 26 touchdowns as a senior ... As a junior, rushed for 1,376 yards and 19 touchdowns on just 175 attempts (7.9 ypc) while throwing for 1,274 yards and 20 scores ... Also had 70 tackles and six interceptions during junior season.

PERSONAL — Born May 12, 1991 ... Son of Chris Smith and Diann Simon ... Major: Undecided.

SMITH'S CAREER DEFENSIVE STATS

YEAR	G/GS	TT	UT	AT	TFL-YDS	QBS-YDS	FF/FR	PD	I/YDS
2010	14/0	3	3	0	0.0-0	0.0-0	0/0	0	0/0

2010 AUBURN FOOTBALL - THE PLAYERS

vs. South Carolina ... Started vs. ULM and totaled three tackles in limited action ... Against Kentucky, totaled half a sack (minus 1 yard), 1.0 TFL (minus 3 yards) a fumble recovery that led to AU field goal in second quarter and four total tackles ... Against Arkansas, led AU and tied career best with 12 tackles (four solo) ... Also forced one fumble, first of season, that was returned for a TD in fourth quarter ... Against LSU, totaled seven tackles, three solo, with 1.0 TFL for minus 2 yards with one PBU ... Totaled four tackles vs. Ole Miss ... Started vs. UTC and totaled two tackles with 1.5 TFLs for minus 3 yards and one QB hurry ... Against Georgia, led team with nine tackles including six solo stops ... Also had one QB hurry ... Against Alabama, totaled six tackles, with four solo stops and helped hold Alabama to 67 yards total offense in second half ... In SEC Championship Game vs. South Carolina, totaled three tackles, all solo, with one QB hurry ... Against Oregon in BCS National Championship Game, totaled five tackles, all solo stops.

2009 — Auburn Co-Defensive MVP ... 11th in SEC/81st in NCAA in tackles per game, 7.3 tpg ... T-62nd in NCAA in solo tackles per game, 5.0 ... *Named SEC Defensive Player of the Week (9/21)* ... *Phil Steele's Third-Team Midseason All-SEC* ... Started all 13 games ... Totaled second-most tackles on team with 95 ... Registered 11 tackles vs. Tennessee and 12 vs. Arkansas to become first AU player to register double-digit tackle performances in consecutive games since Mark Brown in 2002 (10 vs. Miss St. & 11 vs. Vandy) ... Started at linebacker in season opener vs. Louisiana Tech and tied career high eight tackles ... Also had 1.5 TFLs (minus 3 yards) and 1.0 sack (minus 2 yards) ... Sack was first of career ... Against Mississippi State, had 2.0 TFLs (minus 4 yards) with seven tackles, four solo ... Picked off first career pass and returned it 15 yards for first career TD vs. West Virginia ... INT gave Auburn 41-30 lead with 3:20 left in game ... Also had 11 tackles, eight solo, vs. WVA ... Against Ball State, racked up half a sack (minus 12 yards), one forced fumble, one QB hurry and six total tackles, with four solo stops ... Forced fumble was first since 2007 (Mississippi State) ... Led Tigers, and tied career-high, with 11 tackles in win over Tennessee ... Also had one QB hurry, one pass break-up and a TFL (minus 1 yard) against the Vols ... Against Arkansas, set career high and led team with 12 tackles ... Nine tackles were solo stops ... Against Kentucky, had a QB hurry, half a TFL (minus 1 yard) and seven total tackles ... Against LSU, recovered a fumble and totaled seven tackles, three solo ... Had one QB hurry, 1.5 TFLs (minus 3 yards) and eight total tackles vs. Ole Miss ... Five of eight tackles were solo vs. Rebels ... In limited playing time, logged two solo stops vs. Furman ... Totaled four tackles vs. Georgia ... Recorded six tackles, three solo, vs. Alabama ... Against Northwestern in Outback Bowl, had a sack for minus 14 yards and six total tackles ... Five of six tackles were solo.

2008 — Finished tied for 43rd in SEC in tackles per game (4.5) ... Started all 12 games ... Finished with fourth-most tackles on team with 54, with 31 solo stops ... Also had half a TFL, one fumble recovery, one QB hurry and two pass break-ups ... Against Louisiana-Monroe recorded one pass break-up and three tackles, two solo ... Registered four tackles, three solo, and one fumble recovery against Southern Miss ... Returned fumble 6 yards ... Had four tackles, with three solo, in win at Mississippi State ... Had season-best five tackles, two solo, vs. LSU ... Broke up a pass and had three solo tackles, and one assisted stop, vs. Tennessee ... Recorded career-best seven tackles, five solo, with half a TFL for minus 1 yard vs. Arkansas ... Had four tackles, two solo, vs. West Virginia ... Totaled a career-best eight tackles, with three solo, vs. Ole Miss ... Recorded six tackles, three solo, vs. UT Martin ... Against Georgia, had one QB hurry to go with five total tackles, four solo ... Had four total tackles, one solo, vs. Alabama.

2007 — Sporting News SEC All-Freshman Team and Sporting News Honorable Mention Freshman All-America ... 11th on team with 35 tackles ... Started eight games ... Had three stops, including one solo tackle and a quarterback hurry against Kansas State ... Two tackles and a hurry versus South Florida ... Made first career start against Mississippi State, tallying three tackles ... Career-best six tackles against New Mexico State ... Four tackles at Florida ... Five tackles, including four solo stops against Vanderbilt ... Tied career-high with six tackles at Arkansas while helping holding All-Americans Darren McFadden and Felix Jones to 85 yards rushing combined, 197 below their season average ... For his efforts against the Razorbacks, was named *Coaches' Defensive Player of the Game* ... Two tackles at LSU ... Had two tackles in win vs. Ole Miss ... Recorded two tackles vs. Clemson in the Chick-fil-A Bowl.

2006 — Saw time in three games ... Placed second on the team with five tackles, including three solo, at Mississippi State ... Posted a tackle for loss (-1) against the Bulldogs ... Played in his first career game against Washington State.

HIGH SCHOOL — High School Coach: Kyle Rice ... Finished with 120 tackles, five sacks and three fumble recoveries as a senior ... Had 22 tackles in his final game in the state playoffs ... Had 140 tackles as a junior including a career-high 25 tackles vs. Madison ... Florida Sports Writers Association Class 4A second-team All-State as a senior ... Helped team to the second round of the 2005 Class 4A playoffs ... Selected to play in the CaliFlorida Bowl, representing the state of Florida ... No. 36 in the Rivals

Preseason Florida Top 100 and No. 41 in the Postseason Florida Top 100 ... Rivals.com Rivals 250 ... Ranked No. 74 at linebacker by Scout.com ... Ranked as the 35th-best prospect in Florida by the *Orlando Sentinel*.

PERSONAL — Born Jan. 19, 1988 ... Son of Doug and Elizabeth Jones ... Graduated December '09 with degree in business management ... Major: Graduate.

STEVENS' CAREER DEFENSIVE STATS

YEAR	G/GS	TT	UT	AT	TFL-YDS	QBS-YDS	FF/FR	PD	I/YDS
2006	3/0	6	3	3	1.0-1	0.0-0	0/0	0	0-0
2007	10/8	35	20	15	0.0-0	0.0-0	1/0	1	0-0
2008	12/12	54	31	23	0.5-1	0.0-0	0/1	2	0-0
2009	13/13	95	55	40	8.0-38	2.5-28	1/1	3	1-15
2010	12/12	62	30	32	3.5-10	0.5-1	1/1	1	0-0
Totals	50/45	252	139	113	13.0-50	3.0-59	3/3	7	1-15

STEVENS' CAREER GAME HIGH STATS

	No.	Opponent	Date
Tackles	12	2x (last Arkansas)	10/16/10
Sacks	1.0	2x (last vs. Northwestern)	1/1/10
TFL	2.0	Mississippi State	9/12/09

STEVENS' GAME-BY-GAME DEFENSIVE STATS

DATE	OPPONENT	TT	UT	AT	TFL-YDS	QBS-YDS
9/2/06	WASHINGTON STATE	0	0	0	0.0-0	0.0-0
9/9/06	at Mississippi State	5	3	2	1.0-1	0.0-0
9/16/06	LSU	1	0	1	0.0-0	0.0-0
9/23/06	BUFFALO				DID NOT PLAY	
9/28/06	at South Carolina				DID NOT PLAY	
10/7/06	at Arkansas				DID NOT PLAY	
10/14/06	FLORIDA				DID NOT PLAY	
10/21/06	TULANE				DID NOT PLAY	
10/28/06	at Ole Miss				DID NOT PLAY	
11/4/06	ARKANSAS STATE				DID NOT PLAY	
11/11/06	GEORGIA				DID NOT PLAY	
11/18/06	at Alabama				DID NOT PLAY	
11/17/07	vs. Nebraska (Cotton)				DID NOT PLAY	

DATE	OPPONENT	TT	UT	AT	TFL-YDS	QBS-YDS
9/1/07	KANSAS STATE	3	1	2	0.0-0	0-0
9/8/07	SOUTH FLORIDA	2	1	1	0.0-0	0-0
9/15/07	* MISSISSIPPI STATE	3	1	2	0.0-0	0-0
9/22/07	* NEW MEXICO STATE	6	3	3	0.0-0	0-0
9/29/07	* at Florida	4	2	2	0.0-0	0-0
10/6/07	* VANDERBILT	5	4	1	0.0-0	0-0
10/13/07	* at Arkansas	6	5	1	0.0-0	0-0
10/20/07	* at LSU	2	1	1	0.0-0	0-0
10/27/07	* OLE MISS	2	1	1	0.0-0	0-0
11/3/07	TENNESSEE TECH				DID NOT PLAY	
11/10/07	at Georgia				DID NOT PLAY	
11/24/07	ALABAMA				DID NOT PLAY	
12/31/07	* vs. Clemson (Chick-fil-A)	2	1	1	0.0-0	0-0


DATE	OPPONENT	TT	UT	AT	TFL-YDS	QBS-YDS
8/30/08	* LOUISIANA-MONROE	3	2	1	0.0-0	0.0-0
9/6/08	* SOUTHERN MISS	4	3	1	0.0-0	0.0-0
9/13/08	* at Mississippi State	4	3	1	0.0-0	0.0-0
9/20/08	* LSU	5	2	3	0.0-0	0.0-0
9/27/08	* TENNESSEE	4	3	1	0.0-0	0.0-0
10/4/08	* at Vanderbilt	0	0	0	0.0-0	0.0-0
10/11/08	* ARKANSAS	7	5	2	0.5-1	0.0-0
10/23/08	* at West Virginia	4	2	2	0.0-0	0.0-0
11/1/08	* at Ole Miss	8	3	5	0.0-0	0.0-0
11/8/08	* TENNESSEE-MARTIN	6	3	3	0.0-0	0.0-0
11/15/08	* GEORGIA	5	4	1	0.0-0	0.0-0
11/29/08	* at Alabama	4	1	3	0.0-0	0.0-0

2010 AUBURN FOOTBALL - THE PLAYERS

DATE	OPPONENT	TT	UT	AT	TFL-YDS	QBS-YDS
9/5/09	* LOUISIANA TECH	8	6	2	1.5-3	1.0-2
9/12/09	* MISSISSIPPI STATE	7	4	3	2.0-4	0.0-0
9/19/09	* WEST VIRGINIA	11	8	3	0.0-0	0.0-0
9/26/09	* BALL STATE	6	4	2	0.5-12	0.5-12
10/3/09	* at Tennessee	11	5	6	1.0-1	0.0-0
10/10/09	* at Arkansas	12	5	7	0.0-0	0.0-0
10/17/09	* KENTUCKY	7	3	4	0.5-1	0.0-0
10/24/09	* at LSU	7	4	3	0.0-0	0.0-0
10/31/09	* OLE MISS	8	5	3	1.5-3	0.0-0
11/7/09	* FURMAN	2	2	0	0.0-0	0.0-0
11/14/09	* at Georgia	4	1	3	0.0-0	0.0-0
11/27/09	* ALABAMA	6	3	3	0.0-0	0.0-0
1/1/10	* Northwestern (Outback)	6	5	1	1.0-14	1.0-14

DATE	OPPONENT	TT	UT	AT	TFL-YDS	QBS-YDS
9/4/10	ARKANSAS STATE				DID NOT PLAY	
9/9/10	at Mississippi State				DID NOT PLAY	
9/18/10	* CLEMSON	2	1	1	0.0-0	0.0-0
9/25/10	* SOUTH CAROLINA	5	1	4	0.0-0	0.0-0
10/2/10	* LOUISIANA-MONROE	3	1	2	0.0-0	0.0-0
10/9/10	* at Kentucky	4	0	4	1.0-3	0.5-1
10/16/10	* ARKANSAS	12	4	8	0.0-0	0.0-0
10/23/10	* LSU	7	3	4	1.0-2	0.0-0
10/30/10	* at Ole Miss	4	1	3	0.0-0	0.0-0
11/6/10	* CHATTANOOGA	2	1	1	1.5-5	0.0-0
11/13/10	* GEORGIA	9	6	3	0.0-0	0.0-0
11/26/10	* at Alabama	6	4	2	0.0-0	0.0-0
12/4/10	* South Carolina (SECCG)	3	3	0	0.0-0	0.0-0
1/10/11	* Oregon (BCSNCG)	5	5	0	0.0-0	0.0-0

PERSONAL — Born Dec. 31, 1990 ... Son of John and Brelinda Sullen ... Major: Pre-Mechanical Engineering.



NEIKO THORPE **#15 DB**

6-2 • 186 • Jr. • 2L
Tucker, Ga. (HS)
Philosophy

CAREER — Has one return for touchdown, a 69-yard blocked FG vs. Kentucky (10/17/09).

2010 — *Coaches' Second-Team Preseason All-SEC* ... Appeared in 14 games with 13 starts ... Third on team with 64 tackles with a team-best nine PBU's ... Started season opener vs. Arkansas State, totaling four tackles and one PBU ... In SEC opener at Mississippi State, totaled three tackles, with two solo, and one PBU ... Against Clemson, totaled five tackles with four solo stops ... Broke up a pass and totaled three tackles vs. South Carolina ... Saw limited playing time vs. ULM, totaling a pair of solo tackles ... Totaled four tackles vs. Kentucky ... Against Arkansas, recorded 10 tackles, all solo stops, and had one PBU ... Against LSU, broke up one pass and recorded six tackles, with four solo ... Against Ole Miss, led team with seven tackles with five coming on solo stops ... In limited snaps vs. UTC, broke up one pass and had two solo tackles ... Started vs. Georgia but did not have a tackle ... Against Alabama, led all tacklers with a season-high 12 stops ... Also had half a TFL (first of season) for minus 1 yard and two PBU's ... In SEC Championship Game vs. South Carolina, had four tackles, with three solo stops, and one PBU ... Against Oregon in BCS National Championship Game, had a pair of tackles, one solo.

2009 — *T-20th in SEC in tackles per game, 6.5 tpg ... T-12th SEC in passes defended per game, 0.75 ... Phil Steele's Third-Team Midseason All-SEC* ... Started all 13 games ... Finished with third-most tackles on team with 84 ... Started at cornerback in season opener vs. Louisiana Tech ... Broke up one pass and recorded three solo tackles vs. Tech ... Totaled seven tackles, five solo, in victory over Mississippi State ... Intercepted a pass, broke-up two passes and had seven tackles vs. West Virginia ... The pick vs. WVA ended a scoring threat at the AU 25-yard line ... Against Ball State, totaled six tackles with five solo stops ... Registered seven tackles in win over Tennessee ... Against Arkansas, set a career high with 11 tackles ... Eight of 11 tackles were solo stops ... Recovered blocked field goal attempt and returned it 69 yards for TD against Kentucky ... Also broke up two passes and totaled four tackles vs. UK ... Against LSU, broke up pass and totaled eight tackles ... Forced a fumble and broke up one pass vs. Ole Miss ... Had a pair of solo tackles vs. Rebels ... In limited time vs. Furman, logged two tackles, one solo ... Against Georgia, had half a TFL (minus 1 yard) to go with five tackles ... Half a TFL vs. Bulldogs was first of career ... Broke up one pass and totaled eight tackles, seven solo, vs. Alabama ... Posted a career, team season and game high with 14 tackles vs. Northwestern in Outback Bowl ... Totaled 13 solo tackles ... Also had one interception vs. Northwestern ... Last tackle came on last play of game that prevented game-winning TD on fake field goal in overtime, with tackle coming just short of goal line.

2008 — *Coaches' All-SEC Freshman Team* ... Played in 11 games with one start ... Finished tied for ninth-most tackles on team with 29, with 20 solo stops ... Tied for second-most interceptions on team with two and most return interception yardage with 101 yards ... Also totaled four pass break-ups ... In first collegiate action, led Tigers with seven tackles including five solo vs. Louisiana-Monroe ... Also broke up two passes vs. Warhawks ... Forced a fumble and had one solo tackle vs. Southern Miss ... Recorded four total tackles, three solo, against Tennessee ... Broke up two passes and had two tackles vs. Vanderbilt ... In first career start, recorded first career INT and returned it 59 yards vs. Arkansas ... The return is tied for 16th longest in AU history ... Also had seven tackles, three solo, vs. Razorbacks ... Left game in first half due to injury vs. West Virginia ... Did not play vs. Ole Miss due to injury ... Intercepted a pass and returned it 42 yards to seal victory over UT Martin ... Against Alabama, had four total tackles with three solo stops.

HIGH SCHOOL — Had 64 tackles including six tackles for loss, 11 pass breakups, three interceptions and forced a fumble as a senior ... Named an Under Armour All-



JOHN SULLEN **#71 OL**

6-6 • 312 • So. • 1L
Auburn, Ala. (Auburn)
Pre-Mechanical Engineering

2010 — Appeared in 13 games ... Part of o-line that has allowed 23 sacks in 296 pass attempts ... Saw limited snaps in season opener vs. Arkansas State as o-lined paved way for 608 yards total offense ... Played in SEC opener at Mississippi State, primarily on special teams ... Saw snaps on special teams vs. Clemson ... Replaced starter A.J. Greene (injured) at RT in second half vs. Clemson ... Did not play vs. South Carolina ... Saw limited snaps vs. ULM and helped Tigers rush for 233 yards ... Saw snaps vs. Kentucky and part of o-line that did not allow a sack in 21 pass attempts ... Played vs. Arkansas and helped Tigers put most points ever vs. an SEC team with 65 ... Helped AU rush for 440 yards vs. LSU, the most ever against an LSU defense ... Part of o-line that totaled 572 yards total offense vs. Ole Miss ... Against UTC, helped AU offense average 11.6 yards per play and total 628 yards offense ... Against Georgia, part of offense that totaled 463 yards including 315 yards rushing ... Against Alabama, helped Tigers total 332 yards of offense and score 28 points over the final three quarters ... In SEC Championship Game vs. South Carolina, helped Auburn rack up 589 yards total offense with 238 yards rushing and 351 passing ... Against Oregon in BCS National Championship Game, helped Tigers rush for 254 yards and amass 519 yards total offense.

2009 — Appeared in 13 games with one start ... Saw game action in season opener vs. Louisiana Tech ... Did not give up a sack in limited action vs. Mississippi State ... Made first career start against Ball State ... Saw extensive playing time vs. Furman, picking up two knockdown blocks ... Totaled 4.5 knockdown blocks against Ball State.

HIGH SCHOOL — High School Coach: Tim Carter ... Named to the Class 6A All-State team by the Alabama Sports Writers Association as a senior ... Graded out at 86 percent with 55 pancake blocks ... Earned ASWA honorable mention all-state honors as a junior ... Ranked nationally 35th among offensive guards and 21st on the Alabama Postseason Top 40 by Rivals.com ... Listed as the nation's No. 63 offensive tackle by ESPN.com/Scouts, Inc. ... Ranked as the nation's No. 102 offensive tackle by Scout.com ... Listed as the No. 34 player from Alabama by SuperPrep ... Named to PrepStar's All-Southeast Region team.

2010 AUBURN FOOTBALL - THE PLAYERS

America as a senior ... Registered 18 sacks as a junior ... Was honorable mention all-county as a junior ... Rated as 11th best corner back in nation by Scouts.com ... Ranked 53rd best player in Georgia by *SuperPrep* ... He also ran track.

PERSONAL — Born Feb. 11, 1990 ... Son of Glenn Thorpe and Nickie Lipscomb ... Major: Philosophy.

THORPE' CAREER DEFENSIVE STATS

YEAR	G/GS	TT	UT	AT	TFL-YDS	QBS-YDS	FF/FR	PD	I/YDS
2008	11/1	29	20	9	0.0-0	0.0-0	1/0	6	2-101
2009	13/13	84	56	28	0.5-1	0.0-0	1/0	11	2-22
2010	14/13	64	45	19	0.5-1	0.0-0	0/0	9	0-0
Totals	38/27	177	121	56	1.0-2	0.0-0	2/0	26	4-123

THORPE'S CAREER GAME HIGH STATS

	No.	Opponent	Date
Tackles	14	Northwestern (Outback)	1/1/10
Interceptions	1	4x (last vs. Northwestern)	1/1/10

THORPE'S GAME-BY-GAME DEFENSIVE STATS

DATE	OPPONENT	TT	UT	AT	PD	INT-YDS
8/30/08	LOUISIANA-MONROE	7	5	2	2	0-0
9/6/08	SOUTHERN MISS	1	1	0	0	0-0
9/13/08	MISSISSIPPI STATE	0	0	0	0	0-0
9/20/08	LSU	2	2	0	0	0-0
9/27/08	TENNESSEE	4	3	1	0	0-0
10/4/08	at Vanderbilt	2	1	1	2	0-0
10/11/08	* ARKANSAS	7	3	4	0	1-59
10/23/08	at West Virginia	0	0	0	0	0-0
11/1/08	at Ole Miss	DID NOT PLAY				
11/8/08	TENNESSEE-MARTIN	0	0	0	0	1-42
11/15/08	GEORGIA	2	2	0	0	0-0
11/29/08	at Alabama	4	3	1	0	0-0

DATE	OPPONENT	TT	UT	AT	PD	INT-YDS
9/5/09	* LOUISIANA TECH	3	3	0	1	0-0
9/12/09	* MISSISSIPPI STATE	7	5	2	0	0-0
9/19/09	* WEST VIRGINIA	7	5	2	2	1-22
9/26/09	* BALL STATE	6	5	1	0	0-0
10/3/09	* at Tennessee	7	3	4	0	0-0
10/10/09	* at Arkansas	11	6	5	0	0-0
10/17/09	* KENTUCKY	4	3	1	2	0-0
10/24/09	* at LSU	8	2	6	1	0-0
10/31/09	* OLE MISS	2	2	0	1	0-0
11/7/09	* FURMAN	2	1	1	0	0-0
11/14/09	* at Georgia	5	1	4	0	0-0
11/27/09	* ALABAMA	8	7	1	1	0-0
1/1/10	* Northwestern (Outback)	14	13	1	1	1-0

DATE	OPPONENT	TT	UT	AT	PD	INT-YDS
9/4/10	* ARKANSAS STATE	4	3	1	1	0-0
9/9/10	* at Mississippi State	3	2	1	1	0-0
9/18/10	* CLEMSON	5	4	1	0	0-0
9/25/10	* SOUTH CAROLINA	3	2	1	1	0-0
10/2/10	LOUISIANA-MONROE	2	2	0	0	0-0
10/9/10	* at Kentucky	4	1	3	0	0-0
10/16/10	* ARKANSAS	10	10	0	1	0-0
10/23/10	* LSU	6	4	2	1	0-0
10/30/10	* at Ole Miss	7	5	2	0	0-0
11/6/10	* CHATTANOOGA	2	2	0	1	0-0
11/13/10	* GEORGIA	0	0	0	0	0-0
11/26/10	* at Alabama	12	6	6	2	0-0
12/4/10	* South Carolina (SECCG)	4	3	1	1	0-0
1/10/11	* Oregon (BCSNCG)	2	1	1	0	0-0



**JAMAR
TRAVIS**


**#74
DL**

6-0 • 288 • So. • 1L
Brewton, Ala. (W.S. Neal)
Liberal Arts

2010 — Appeared in 14 games and totaled two tackles ... Saw limited snaps in season opener vs. Arkansas State and did not record a tackle ... Played in SEC opener at Mississippi State but did not register a tackle ... Saw playing time vs. Clemson but did not have a tackle ... Did not play vs. South Carolina ... Saw playing time and logged one solo tackle vs. ULM ... Played vs. Kentucky but did not have a tackle ... Saw limited snaps vs. Arkansas ... Played vs. LSU but did not have a tackle ... Saw playing time vs. Ole Miss ... One solo tackle vs. UTC ... Saw playing time vs. Georgia ... Played primarily on special teams vs. Alabama ... Saw playing time vs. South Carolina in SEC Championship Game ... One solo tackle vs. Oregon in BCS National Championship Game.

HIGH SCHOOL — High School Coach: Blaine Hathcock ... As a junior, had 60 tackles, including 20 tackles for loss and four sacks ... First Team All-State as a junior by the Alabama Sports Writers Association ... Named a PrepStar All-American ... Listed as the nation's No. 11 defensive tackle by ESPN.com/Scouts, Inc. ... Ranked 29th nationally among defensive tackles and 11th on the Alabama Postseason Top 40 by Rivals.com ... Ranked as the nation's No. 32 defensive tackle by Scout.com ... Listed as the No. 17 player from Alabama by SuperPrep ... Ranked No. 22 on the Birmingham News' Super Seniors list.

PERSONAL — Born Sept. 24, 1990 ... Son of Ronald and Chello Travis ... Major: Liberal Arts.



**BARRETT
TROTTER**

**#14
QB**

6-2 • 211 • So. • SQ
Birmingham, Ala. (Briarwood Christian)
Communications

2010 — Appeared in six games and totaled 64 yards on 6-of-9 passing ... Also rushed for 68 yards and one TD on five attempts ... In season opener vs. Arkansas State, completed only pass attempt for 13 yards to Derek Winter ... Saw extended snaps vs. ULM, rushing for 29 yards on two carries including first career TD (rushing or passing) ... TD run came from 18 yards out ... Also hit 3-of-5 passes for 27 yards with a long throw of 15 yards ... In limited snaps vs. Ole Miss, rushed one time for 2 yards and did not have a pass attempt ... Hit 1-of-2 pass attempts for 8 yards vs. UTC ... In SEC Championship Game vs. South Carolina, rushed twice for 37 yards and hit 1-of-1 pass attempts for 16 yards in limited duty.

2009 — SEC Academic Honor Roll ... Did not play due to injury.

2008 — Redshirted.

HIGH SCHOOL — High School Coach: Fred Yancey ... Threw for 7,968 passing yards, 88 touchdowns and 23 interceptions during career ... Both marks are school records and his 88 touchdown passes are third all-time in Alabama State High School history ... Completed 63 percent of passes during career ... Led Briarwood to 2007 state semi-finals by completing 228-of-361 passes for 3,469 yards and 47 touchdowns with eight interceptions ... Also rushed for 610 yards on 104 attempts and six touchdowns as a senior ... Named ASWA Super 12 and All-State 6A first-team quarterback as a senior ... As a senior also named *Birmingham News* Metro Player of the Year, ScoutSouth.com Star of Alabama, Mr. Football 5A Back of the Year, and finalist for Mr. Football ... In 11 contests as a junior, completed 188-of-315 passes for 2,414 yards and 22 touchdowns, while rushing for 489 yards on 99 attempts with seven touchdowns ... *Birmingham News* All-Metro Team Athlete as a junior.

2010 AUBURN FOOTBALL - THE PLAYERS

PERSONAL — Born Feb.10, 1989 ... Son of Rick and Lynn Trotter ... Major: Communications.

TROTTER'S CAREER PASSING STATS

YEAR	G/GS	CMP	ATT	PCT	YDS	INT	TD	LPI/OPPONENT
2010	5/0	6	9	66.7	64	0	0	16/South Carolina (SECCG)

TROTTER'S GAME-BY-GAME PASSING STATS

DATE	OPPONENT	CMP	ATT	YDS	INT	TD	TD Pass
9/4/10	ARKANSAS STATE	1	1	13	0	0	--
9/9/10	at Mississippi State			DID NOT PLAY			
9/18/10	CLEMSON			DID NOT PLAY			
9/25/10	SOUTH CAROLINA			DID NOT PLAY			
10/2/10	LOUISIANA-MONROE	3	5	27	0	0	--
10/9/10	at Kentucky			DID NOT PLAY			
10/16/10	ARKANSAS			DID NOT PLAY			
10/23/10	LSU			DID NOT PLAY			
10/30/10	at Ole Miss	0	0	0	0	0	--
11/6/10	CHATTANOOGA	1	2	8	0	0	--
11/13/10	GEORGIA	0	0	0	0	0	--
11/26/10	at Alabama			DID NOT PLAY			
12/4/10	South Carolina (SECCG)	1	1	16	0	0	--
1/10/11	Oregon (BCSNCG)			DID NOT PLAY			



DEMOND #14
WASHINGTON DB

5-9 • 182 • Sr. • 1L
Tallasse, Ala. (Mississippi Gulf Coast CC)
Philosophy

CAREER — Set SEC single-season record for KO return yards with 1,117 in 2010 ... Set school single-season record for highest kickoff return yard average, with a 31.06 mark per return in 2009 ... AU single-game record of 202 kickoff return yards at Georgia (11/14/09) ... School-record 229 combined kick return yards (202 KOR/27 PR) at Georgia in 2009 ... Had AU record six games with 100-plus yards in kickoff return yards ... Is second in AU history in career KO return yards (1,614) and return average (26.0).

2010 — *Paul Hornung Award watch list ... SEC Special Teams Co-Player of the Week (10/30) ... Paul Hornung's Most Versatile Performances of the Week Award (10/30) ...* Appeared in 14 games with 13 starts and totaled 55 tackles with 6.5 TFLs and 1.0 sack ... 6.5 TFLs led all DBs and fifth on team ... 5th in SEC and 57th in NCAA in KOR average (24.3) ... 1st in SEC in KOR yards (1,117) ... Started season opener vs. Arkansas State and totaled six tackles with 1.0 TFL for minus 1 yard ... Five of the six tackles were solo stops ... Also against ASU, returned five kickoffs for 126 yards, a 25.2 ypr average ... In SEC opener vs. Mississippi State, had one TFL (minus 2 yards) with four tackles on defense ... Had 64 yards on two KO returns with a long of 33 yards ... Against Clemson, recorded six tackles, five solo, with half a TFL ... Also averaged 24.6 yards on five KO returns totaling 123 yards ... Against South Carolina, notched first career interception to go with three tackles, a sack (minus 10 yards) and 76 yards on three KO returns ... The INT came in endzone on final USC drive of game and clinched win for Tigers ... Started vs. ULM and totaled two tackles, 1.0 TFL for minus 2 yards in limited snaps ... Also returned on KO for 27 yards ... Against Kentucky, broke up one pass, totaled two tackles and totaled 66 yards on four kickoff returns ... Against Arkansas, returned four kickoffs for 122 yards with a long of 47 yards ... Also totaled six tackles with four solo ... Against LSU, returned one KO for 26 yards and totaled four tackles, all solo, with 1.0 TFL for minus 1 yard ... Also had one QB hurry ... Against Ole Miss, recorded second career KO return for TD with a 95-yard return in the second quarter to give AU 31-17 lead ... Recorded the third highest KO return yardage total with 176 in AU history and the most in the SEC this season ... Also tied career-best with six tackles (all solo) with an interception that halted Ole Miss scoring threat in red zone ... Against UTC, broke up one pass and had one solo tackle in limited snaps ... Against Georgia, returned six KO's for 112 yards with a long return of 24 yards ... Also had a pair of solo tackles ...

Against Alabama, totaled 65 yards on three kickoff returns and five tackles, all solo ... Also had first career fumble recovery ... In SEC Championship Game vs. South Carolina, had one solo tackle and returned two kickoffs for 42 yards ... Against Oregon in BCS National Championship Game, second on team with seven tackles, all solo stops, with a TFL for minus 2 yards and an INT in the first quarter ... Also returned five kickoffs for 92 yards with a long of 23 yards.

2009 — *SEC Special Teams Player of the Week (11/16) ...* Ranked 1st in the SEC/6th in NCAA in KO return yards, averaging 31.1 ypr ... Set AU record for KO return average in a season, 31.1 ypr ... Appeared in 13 games with four starts ... Totaled 536 return yards including 497 kickoff return and 39 punt return yards ... Finished with 36 tackles, a sack and four passes defended ... Had one QB hurry and registered two tackles vs. Louisiana Tech ... Recorded two assisted tackles with one QB hurry in SEC opener vs. Mississippi State ... Notched first career sack, for minus 12 yards, to go with five total tackles and one QB hurry vs. West Virginia ... Broke up one pass and totaled two tackles against Ball State ... Had four tackles, two solo, in win over Tennessee ... Registered one QB hurry and two tackles vs. Arkansas ... Broke up a pass and had two solo tackles vs. Kentucky ... Against LSU, broke up a pass and totaled a pair of solo tackles ... Had one tackle vs. Ole Miss ... Against Furman, made first career start and had three solo tackles in limited playing time ... Played defense and returned punts and kickoffs vs. Georgia ... Returned kickoff 99 yards for TD vs. UGA to tie game at 24-24 in third quarter ... The 99-yard return was the sixth-longest in AU history ... For the game, totaled 229 return yards, 202 kickoff and 27 punt, which set an AU record ... The 202 kickoff return yards also set AU record ... The 202 kickoff return yards and 229 return yards were both the fourth most in Southeastern Conference single-game history ... Averaged 40.4 yards per kickoff return which is the second-best in SEC history for a single game (min. 4 returns) ... Also totaled four tackles vs. Bulldogs ... Against Alabama, returned four kickoffs for 99 yards, with long of 35 yards, and totaled three tackles with a pair of solo stops ... Against Northwestern in Outback Bowl, racked up 111 yards on four kickoff returns (27.8 ypr) and totaled four tackles, all solo stops ... Also broke up one pass.

JUNIOR COLLEGE — Junior College Coach: Steve Campbell ... In 12 games during his freshman season at Gulf Coast, rushed for 1,182 yards and 12 touchdowns on just 172 carries, and returned two punts for touchdowns ... Helped lead team to the National Championship ... Played defense as a sophomore and had 55 tackles and three interceptions, returning them all for touchdowns, while also returning four punts for scores ... Ranked as the third-best junior college prospect by SuperPrep ... Ranked No. 91 on the Rivals.com junior college top 100.

HIGH SCHOOL — High School Coach: Phil Lindsey ... Had an injury-plagued senior season, but as a junior, scored 27 touchdowns ... Named to the 2005 Class 4A all-state first team as an athlete by the Alabama Sports Writers Association.

PERSONAL — Born Sept. 30, 1987 ... Son of Cynthia McCantz ... Major: Philosophy.

WASHINGTON'S CAREER RETURN STATS

YEAR	G/GS	KO	PUNT	TOTAL	TD-YDS
2009	13/4	497	39	536	1-99
2010	14/13	1117	0	1117	1-95
Totals	27/17	1614	39	1653	2-194

WASHINGTON'S CAREER DEFENSIVE STATS

YEAR	G/GS	TT	UT	AT	TFL-YDS	QBS-YDS	FF/FR	PD	I/YDS
2009	13/4	36	22	14	1.0-12	1.0-12	0/0	4	0/0
2010	14/13	55	47	8	2.5-18	1.0-10	0/1	3	3/1
Totals	27/17	91	69	22	3.5-30	2.0-22	0/1	7	3/1

WASHINGTON'S GAME-BY-GAME RETURN YARDS

DATE	OPPONENT	KO	PUNT	Total	TD-YDS
9/5/09	LOUISIANA TECH	0	0	0	0-0
9/12/09	MISSISSIPPI STATE	0	7	7	0-0
9/19/09	WEST VIRGINIA	0	0	0	0-0
9/26/09	BALL STATE	0	0	0	0-0
10/3/09	at Tennessee	0	0	0	0-0
10/10/09	at Arkansas	0	0	0	0-0
10/17/09	KENTUCKY	0	0	0	0-0
10/24/09	at LSU	28	0	28	0-0
10/31/09	OLE MISS	57	0	57	0-0
11/7/09	* FURMAN	0	0	0	0-0
11/14/09	* at Georgia	202	27	229	1-99
11/27/09	* ALABAMA	99	5	104	0-0
1/1/10	* Northwestern (Outback)	111	0	111	0-0

2010 AUBURN FOOTBALL - THE PLAYERS

DATE	OPPONENT	KO	PUNT	Total	TD-YDSs
9/4/10	* ARKANSAS STATE	126	0	126	0-0
9/9/10	* at Mississippi State	64	0	64	0-0
9/18/10	* CLEMSON	123	0	123	0-0
9/25/10	* SOUTH CAROLINA	76	0	76	0-0
10/2/10	* LOUISIANA-MONROE	27	0	27	0-0
10/9/10	* at Kentucky	66	0	66	0-0
10/16/10	* ARKANSAS	122	0	122	0-0
10/23/10	* LSU	26	0	26	0-0
10/30/10	* at Ole Miss	176	0	176	1-95
11/6/10	* CHATTANOOGA	0	0	0	0-0
11/13/10	* GEORGIA	112	0	112	0-0
11/26/10	* at Alabama	65	0	65	0-0
12/4/10	South Carolina (SECCG)	42	0	42	0-0
1/10/11	* Oregon (BCSNCG)	92	0	92	0-0

WASHINGTON'S GAME-BY-GAME DEFENSIVE STATS

DATE	OPPONENT	TT	UT	AT	PD	INT-YDS
9/5/09	LOUISIANA TECH	2	1	1	0	0-0
9/12/09	MISSISSIPPI STATE	2	0	2	0	0-0
9/19/09	WEST VIRGINIA	5	3	2	0	0-0
9/26/09	BALL STATE	2	2	0	1	0-0
10/3/09	at Tennessee	4	2	2	0	0-0
10/10/09	at Arkansas	2	0	2	0	0-0
10/17/09	KENTUCKY	2	2	0	1	0-0
10/24/09	at LSU	2	2	0	1	0-0
10/31/09	OLE MISS	1	0	1	0	0-0
11/7/09	* FURMAN	3	3	0	0	0-0
11/14/09	* at Georgia	4	1	3	0	0-0
11/27/09	* ALABAMA	3	2	1	0	0-0
1/1/10	* Northwestern (Outback)	4	4	0	1	0-0

DATE	OPPONENT	TT	UT	AT	PD	INT-YDS
9/4/10	* ARKANSAS STATE	6	5	1	0	0-0
9/9/10	* at Mississippi State	4	3	1	0	0-0
9/18/10	* CLEMSON	6	4	2	0	0-0
9/25/10	* SOUTH CAROLINA	3	1	2	0	1-0
10/2/10	* LOUISIANA-MONROE	2	2	0	0	0-0
10/9/10	* at Kentucky	2	1	1	1	0-0
10/16/10	* ARKANSAS	6	4	2	0	0-0
10/23/10	* LSU	4	4	0	0	0-0
10/30/10	* at Ole Miss	6	6	0	1	1-0
11/6/10	* CHATTANOOGA	1	1	0	1	0-0
11/13/10	* GEORGIA	2	2	0	0	0-0
11/26/10	* at Alabama	5	5	0	0	0-0
12/4/10	South Carolina (SECCG)	1	1	0	0	0-0
1/10/11	* Oregon (BCSNCG)	7	7	0	0	1-1

Georgia by Scout.com ... Ranked as the nation's No. 17 defensive tackle by ESPN.com/Scouts, Inc. ... Ranked No. 27 among defensive linemen and the No. 9 player in Georgia by SuperPrep ... Named to the PrepStar All-American team ... No. 4 on the Atlanta Journal Constitution's Top 50 ... No. 31 on the Mobile Press Register's Super Southeast 120 ... 2010 U.S. Army All-American Bowl participant ... Selected to play in the Georgia North-South All-Star game ... As a senior, had 38 tackles including 11 tackles for loss and two sacks ... Registered 40 tackles and 15 tackles for loss as a junior ... In his sophomore season, totaled 50 tackles and one sack.

PERSONAL — Born March 20, 1992 ... Raised by his aunt Cynthia Joseph ... Major: Pre-Business.

WHITAKER'S CAREER DEFENSIVE STATS

YEAR	G/GS	TT	UT	AT	TFL-YDS	QBS-YDS	FF/FR	PD	I/YDS
2010	14/0	7	4	3	0.0-0	0.0-0	0/0	0	0/0

WHITAKER'S GAME-BY-GAME DEFENSIVE STATS

DATE	OPPONENT	TT	UT	AT	TFL-YDS	QBS-YDS
9/4/10	ARKANSAS STATE	1	0	1	0.0-0	0.0-0
9/9/10	at Mississippi State	0	0	0	0.0-0	0.0-0
9/18/10	CLEMSON	1	1	0	0.0-0	0.0-0
9/25/10	SOUTH CAROLINA	0	0	0	0.0-0	0.0-0
10/2/10	LOUISIANA-MONROE	1	1	0	0.0-0	0.0-0
10/9/10	at Kentucky	0	0	0	0.0-0	0.0-0
10/16/10	ARKANSAS	0	0	0	0.0-0	0.0-0
10/23/10	LSU	0	0	0	0.0-0	0.0-0
10/30/10	at Ole Miss	0	0	0	0.0-0	0.0-0
11/6/10	CHATTANOOGA	3	1	2	0.0-0	0.0-0
11/13/10	GEORGIA	0	0	0	0.0-0	0.0-0
11/26/10	at Alabama	0	0	0	0.0-0	0.0-0
12/4/10	South Carolina (SECCG)	1	1	0	0.0-0	0.0-0
1/10/11	Oregon (BCSNCG)	0	0	0	0.0-0	0.0-0



JAWARA

#38

WHITE

LB

6-1 • 243 • Fr. • HS


Troy, Ala. (Charles Henderson)

Pre-Business

2010 — Did not play.

HIGH SCHOOL — High School Coach: Hugh Fountain ... Ranked as the No. 17 outside linebacker by ESPN.com/Scouts Inc. ... No. 23-rated outside linebacker and the No. 14 player in Alabama by Rivals.com ... No. 30-ranked outside linebacker by Scout.com ... Ranked as the No. 15 player in Alabama by SuperPrep ... Named to the All-Southeast Region team by PrepStar ... Was a 2009 Alabama-Mississippi All-Star game participant ... Was an honorable mention selection to the 2008 5A Alabama Sports Writers Association All-State Team ... Ranked No. 9 on the Mobile Press Register's 2009 Elite 18 ... No. 10 on the Birmingham News' list of the Alabama Super Seniors ... No. 118 on the Mobile Press Register's Super Southeast 120 ... No. 19 on the Birmingham News' list of the Alabama Super Seniors ... Finished his senior season with 67 tackles, 17 tackles for loss, one interception and returned a fumble for a touchdown ... Also rushed for three touchdowns and had two receiving scores.

PERSONAL — Born May 22, 1991 ... Son of Ben and Kathy White ... Major: Pre-Business.



JEFFREY

#54

WHITAKER

DT

6-3 • 308 • Fr. • HS


Warner Robins, Ga. (Warner Robins)

Pre-Business

2010 — Appeared in 14 games and totaled seven tackles ... Saw limited action in season opener vs. Arkansas State, totaling one tackle ... Played in SEC opener at Mississippi State but did not have a tackle ... Totaled one solo tackle in limited snaps vs. Clemson ... Had a QB hurry in limited snaps vs. South Carolina ... Had one solo tackle and one QB hurry vs. ULM ... Played but did not have a tackle vs. Kentucky ... Saw playing time but did not have a tackle vs. Arkansas ... Played but did not have a tackle vs. LSU ... Saw playing time vs. Ole Miss but did not register a tackle ... Against UTC, totaled three tackles with one solo ... Played vs. Georgia but did not have a tackle ... Saw limited snaps vs. Alabama and did not have a tackle ... Had one solo tackle in win over South Carolina in SEC Championship Game ... Played but did not have a tackle vs. Oregon in BCS National Championship Game.

HIGH SCHOOL — High School Coach: Bryan Way ... No. 54-ranked player in the nation, No. 5-ranked defensive tackle and No. 5 player in Georgia by Rivals.com ... Rated as the No. 106 player in the nation, No. 11 among defensive tackles and No. 7 in

2010 AUBURN FOOTBALL - THE PLAYERS



RYAN #19
WHITE DB

5-10 • 186 • Fr. • HS
Tallahassee, Fla. (Lincoln)
Pre-Business

2010 — Appeared in six games and totaled six tackles ... Made first collegiate appearance on the road vs. Ole Miss but did not have a tackle ... Saw extended snaps vs. Chattanooga and registered five tackles with four solo stops ... Had one solo tackle vs. Oregon in the BCS National Championship Game.

HIGH SCHOOL — High School Coach: Yusuf Shakir ... No. 60-ranked athlete by ESPN.com/Scouts Inc. ... Ranked No. 62 among cornerbacks by Scout.com ... Named to the All-Southeast Region team by PrepStar ... Played quarterback at Lincoln ... Led Lincoln to a 9-4 season and 11th consecutive district championship in 2009 before falling in the playoffs 45-31 to top-ranked Niceville ... As a junior, had 640 rushing yards on 115 attempts including six touchdowns, and completed 76-of-161 passes for 1,063 yards while throwing 14 TDs ... Also excels on the track and field team.


PERSONAL — Born Jan. 22, 1992 ... Son of Will White and Tina Taylor ... Major: Pre-Business.

WHITE'S CAREER DEFENSIVE STATS

YEAR	G/GS	TT	UT	AT	TFL-YDS	QBS-YDS	FF/FR	PD	I/YDS
2010	6/0	6	5	1	0.0-0	0.0-0	0/0	1	0/0

WHITE'S GAME-BY-GAME DEFENSIVE STATS

DATE	OPPONENT	TT	UT	AT	PD	INT-YDS
9/4/10	ARKANSAS STATE			DID NOT PLAY		
9/9/10	at Mississippi State			DID NOT PLAY		
9/18/10	CLEMSON			DID NOT PLAY		
9/25/10	SOUTH CAROLINA			DID NOT PLAY		
10/2/10	LOUISIANA-MONROE			DID NOT PLAY		
10/9/10	at Kentucky			DID NOT PLAY		
10/16/10	ARKANSAS			DID NOT PLAY		
10/23/10	LSU			DID NOT PLAY		
10/30/10	at Ole Miss	0	0	0	0	0-0
11/6/10	CHATTANOOGA	5	4	1	1	0-0
11/13/10	GEORGIA	0	0	0	0	0-0
11/26/10	at Alabama	0	0	0	0	0-0
12/4/10	South Carolina (SECCG)	0	0	0	0	0-0
1/10/11	Oregon (BCSNCG)	1	1	0	0	0-0



DEREK #87
WINTER WR

6-0 • 208 • Jr. • 2L
Tampa, Fla. (Plant Senior)
Accounting

2010 — Played in every game, primarily on special teams and totaled three receptions for 44 yards ... In season opener vs. Arkansas State, had one reception for 13 yards ... Logged time vs. ULM, hauling in a season-long 15-yard pass ... Played on special teams and caught one pass for 16 yards, tying career long, in win over South Carolina in SEC Championship Game.

2009 — **SEC Academic Honor Roll** ... Appeared in 13 games, mainly on special teams ... Had one catch for 16 yards vs. Furman.

2008 — Saw playing time in eight games, hauling in four catches for 27 yards ... Had first career reception vs. Arkansas and caught two for the game for 18 yards ... Caught one pass for 4 yards vs. West Virginia ... Hauled in a 5-yard catch vs. Alabama.

HIGH SCHOOL — Caught 192 passes during his high school career for almost 4,000 yards and 44 touchdowns ... Finished his senior season with 75 catches for over 1,668 yards and 18 touchdowns ... Named to the Class 4A All-State First Team by the Florida Sports Writers Association ... Totaled a Hillsborough County record 90 catches for 1,280 yards and 20 touchdowns as a junior ... Helped lead team to the 2006 Class 4A state championship ... Set a state record by catching 13 passes in the title game ... Had 30 catches as a sophomore.

PERSONAL — Born Oct. 20, 1989 ... Son of Dave and Trina Winter ... Major: Accounting.

WINTER'S CAREER RECEIVING STATS

YEAR	G/GS	NO	YDS	AVG	TD	LP/OPPONENT
2008	8/0	4	27	6.8	0	11/Arkansas
2009	13/0	1	16	16.0	0	16/Furman
2010	14/0	3	44	14.7	0	16/South Carolina (SECCG)
Totals	35/0	8	87	10.9	0	16/Furman, South Carolina (SECCG)

WINTER'S GAME-BY-GAME RECEIVING STATS

DATE	OPPONENT	REC	YDS	AVG	TD	TD REC
9/4/10	ARKANSAS STATE	1	13	13.0	0	--
9/9/10	at Mississippi State	0	0	0.0	0	--
9/18/10	CLEMSON	0	0	0.0	0	--
9/25/10	SOUTH CAROLINA	0	0	0.0	0	--
10/2/10	LOUISIANA-MONROE	1	15	15.0	0	--
10/9/10	at Kentucky	0	0	0.0	0	--
10/16/10	ARKANSAS	0	0	0.0	0	--
10/23/10	LSU	0	0	0.0	0	--
10/30/10	at Ole Miss	0	0	0.0	0	--
11/6/10	CHATTANOOGA	0	0	0.0	0	--
11/13/10	GEORGIA	0	0	0.0	0	--
11/26/10	at Alabama	0	0	0.0	0	--
12/4/10	South Carolina (SECCG)	1	16	16.0	0	--
1/10/11	Oregon (BCSNCG)	0	0	0.0	0	--

2010 AUBURN FOOTBALL - THE PLAYERS



**TERRELL
ZACHERY**

**#81
WR**

6-1 • 210 • Sr. • 2L
Wadley, Ala. (Wadley)
Graduate

CAREER — 19th all-time at Auburn with 1106 receiving yards ... Had second longest reception in AU history with a 93 yarder vs. Louisiana Tech on Sept. 5, 2009 ... Had at least one catch in 17 consecutive games dating back to 2009 and 16 straight SEC games ... Had five TD's of 65 yards or longer.

2010 — Appeared in 14 games with 11 starts and totaled 43 receptions for 605 yards, both second-most on team, with four TD's ... Started season opener vs. Arkansas State, had one reception for 9 yards ... Started in league opener at Mississippi State and led AU receivers with four receptions ... Totaled 32 yards vs. Bulldogs with long of 15 yards ... Against Clemson, caught one pass for 78-yard TD that gave AU 24-17 lead in third quarter ... The 78-yard scoring grab is tied for 10th-longest pass play in AU history and was his fourth TD catch of 65 yards or longer ... Tied for team high with four receptions and led AU with 49 receiving yards vs. South Carolina ... Had long grab of 20 yards vs. USC ... In limited time vs. ULM, tied for team high with four catches going for 50 yards ... Hauled in three passes for 34 yards vs. Kentucky with a long catch of 17 yards ... Had one catch for 9 yards vs. Arkansas ... Against LSU, rushed one time for 12 yards and caught three passes for 27 yards, with a long catch of 10 yards ... Against Ole Miss, totaled 26 yards on four catches including a 10-yard TD in the fourth quarter ... Also rushed one time for 14 yards ... Against UTC, set career high with seven catches and 148 yards ... Also had one TD with scoring play coming on 80-yard catch-and-run in second quarter ... Against Georgia, caught two passes for 14 yards and rushed one time for 31 yards ... Against Alabama, led AU with 79 yards receiving on a pair of receptions with one touchdown ... Hauled in 70-yard touchdown pass on second play of third quarter that made it a 24-14 game ... In SEC Championship Game vs. South Carolina, caught one pass for 2 yards and rushed one time for 3 yards ... Against Oregon in BCS National Championship Game, started and led team with six catches for 48 yards.

2009 — Appeared in 13 games with seven starts ... Totaled 477 yards receiving on 26 catches with five touchdowns ... Averaged 49.2 yards per TD catch ... Caught at least one pass in 12 of 13 games ... Earned first career start in season opener vs. Louisiana Tech ... Hauled in 93-yard TD pass from QB Chris Todd that set AU record for longest offensive play in school history ... Finished with three catches for 98 yards vs. Tech ... Hauled in two passes for 41 yards, with a long reception of 33 yards, in victory over Mississippi State ... Caught one pass for 15 yards and returned three kickoffs for 49 yards vs. West Virginia ... Set career-high with 122 receiving yards, five receptions and a pair of TD's in victory over Ball State ... Had TD catches of 46 and 65 yards ... Caught two passes for 28 yards including 11-yard TD grab in win over Tennessee ... Had long catch of 17 yards vs. UT ... Against Arkansas, totaled 101 all-purpose yards with 25 yards receiving, 60 yards rushing and 16 yards on kick returns ... The 60-yard rush was to 2-yard line and set up AU touchdown ... Led Tigers with four catches against Kentucky, totaling 24 yards ... Held to just one catch for 1 yard vs. LSU ... Made two catches for team-high 83 yards vs. Ole Miss ... Catches went for 42 and 41 yards ... Played, but did not have a catch vs. Furman ... Hauled in a 31-yard TD catch in first quarter vs. Georgia for only grab of game ... Against Alabama, scored on a 67-yard reverse to give AU a 7-0 first-quarter lead ... Rush was longest of career ... Also caught one pass vs. Crimson Tide ... Against Northwestern in Outback Bowl, caught two passes for 11 yards and had one rush for 50 yards.

2008 — Played in all 12 games, catching two passes for 24 yards ... Saw playing time vs. Louisiana-Monroe in opener, but did not have a reception ... Had one catch for 17 yards vs. Southern Miss ... Had a 7-yard catch vs. Arkansas.

SPRING 2008 — Named the Most Improved Skill Player by the coaching staff following spring drills.

2007 — Appeared in one game, seeing time against Clemson in the Chick-fil-A Bowl .. Did not have a catch.

2006 — Redshirted.

HIGH SCHOOL — High School Coach: Randy Sparks ... Set an Alabama high school record for career receiving yards with 4,672 on 190 catches with 53 touchdowns

... Totaled 1,477 yards receiving on 66 catches and 17 touchdowns as a senior ... Had 1,410 yards receiving and 18 scores on 53 catches as a junior ... Also added 422 yards rushing with eight touchdowns and 650 return yards with five scores as a junior, giving him 2,482 all-purpose yards and 31 touchdowns ... Played running back, wide receiver and defensive back at Wadley ... Had a 91-yard touchdown reception and a 70-yard interception return for a score in a second-round playoff game against Addison during his junior season ... Named to the Alabama Sports Writers Association Super 12 team and first team Class 1A all-state as a senior ... Selected as a "Super Senior" by the *Birmingham News* (No. 12) ... Named to the *Orlando Sentinel's* 2005 All-Southern team ... First-team all-state and all-area Player of the Year as a junior ... Ranked No. 20 nationally among wide receivers by *PrepStar*.

PERSONAL — Born Aug. 2, 1987 ... Son of Tommy Staples and Nan Zachery ... Received degree in Public Administration in August 2010.

ZACHERY'S CAREER RECEIVING STATS

YEAR	G/GS	NO	YDS	AVG	TD	LP/OPPONENT
2007	1/0	0	0	0.0	0	NA
2008	12/0	2	24	12.0	0	17/Southern Miss
2009	13/7	26	477	18.3	5	93/Louisiana Tech
2010	14/11	43	605	14.1	4	80/UTC
Totals	40/18	71	1106	15.6	9	93/Louisiana Tech

ZACHERY'S CAREER GAME HIGH STATS

	No.	Opponent	Date
Receptions	7	Chattanooga	11/5/10
Rec. Yards	148	Chattanooga	11/5/10
Rec. TDs	2	Ball State	9/26/09

ZACHERY'S GAME-BY-GAME RECEIVING STATS

DATE	OPPONENT	REC	YDS	AVG	TD	TD REC
8/30/08	LOUISIANA-MONROE	0	0	0.0	0	--
9/6/08	SOUTHERN MISS	1	17	17.0	0	--
9/13/08	MISSISSIPPI STATE	0	0	0.0	0	--
9/20/08	LSU	0	0	0.0	0	--
9/27/08	TENNESSEE	0	0	0.0	0	--
10/4/08	at Vanderbilt	0	0	0.0	0	--
10/11/08	ARKANSAS	1	7	7.0	0	--
10/23/08	at West Virginia	0	0	0.0	0	--
11/1/08	at Ole Miss	0	0	0.0	0	--
11/8/08	TENNESSEE-MARTIN	0	0	0.0	0	--
11/15/08	GEORGIA	0	0	0.0	0	--
11/29/08	at Alabama	0	0	0.0	0	--

DATE	OPPONENT	REC	YDS	AVG	TD	TD REC
9/5/09	* LOUISIANA TECH	3	98	32.7	1	93
9/12/09	MISSISSIPPI STATE	2	41	20.5	0	--
9/19/09	* WEST VIRGINIA	1	15	15.0	0	--
9/26/09	* BALL STATE	5	122	24.4	2	46, 65
10/3/09	* at Tennessee	2	28	14.0	1	11
10/10/09	at Arkansas	2	25	12.5	0	--
10/17/09	* KENTUCKY	4	24	8.0	0	--
10/24/09	* at LSU	1	1	1.0	0	--
10/31/09	OLE MISS	2	83	41.5	0	--
11/7/09	FURMAN	0	0	0.0	0	--
11/14/09	at Georgia	1	31	31.0	1	31
11/27/09	* ALABAMA	1	-2	0.0	0	--
1/1/10	* Northwestern (Outback)	2	11	5.5	0	--

DATE	OPPONENT	REC	YDS	AVG	TD	TD REC
9/4/10	* ARKANSAS STATE	1	9	9.0	0	--
9/9/10	* at Mississippi State	4	32	8.0	0	--
9/18/10	* CLEMSON	1	78	78.0	1	78
9/25/10	* SOUTH CAROLINA	4	49	12.3	0	--
10/2/10	* LOUISIANA-MONROE	4	50	12.5	0	--
10/9/10	at Kentucky	3	34	11.3	0	--
10/16/10	* ARKANSAS	1	9	9.0	0	--
10/23/10	LSU	3	27	9.0	0	--
10/30/10	* at Ole Miss	4	26	6.5	1	10
11/6/10	* CHATTANOOGA	7	148	21.1	1	80
11/13/10	* GEORGIA	2	14	7.0	0	--
11/26/10	at Alabama	2	79	39.5	1	70
12/4/10	* South Carolina (SECCG)	1	2	2.0	0	--
1/10/11	* Oregon (BCSNCG)	6	48	8.0	0	--

2010 AUBURN FOOTBALL - THE PLAYERS



LEE

ZIEMBA

#73

OL

6-8 • 319 • Sr. • 3L
Rogers, Ark. (Rogers)
History

CAREER — Holds Auburn record for consecutive starts at 52, starting every game of career ... Sixth lineman in AU history to win the Jacobs Blocking Trophy (2010) ... Part of offense that became the first AU team to ever rush for 300 yards or more in six straight SEC games during 2010 season.

2010 — **Jacobs Blocking Trophy winner** (best blocker in SEC as voted by coaches) ... **AFCAs Coaches' All-America** ... **Walter Camp All-America Team** ... **FWAA All-America Team** ... **Associated Press Second-Team All-America** ... **SI.com First-Team All-America** ... **CBSsports.com Second-Team All-America** ... **Rivals.com Second-Team All-America** ... **Coaches' First-Team All-SEC** ... **Associated Press Unanimous First-Team All-SEC** ... **Phil Steele First-Team All-SEC** ... **ESPN.com All-SEC** ... **Named Phil Steele's Midseason All-America First-Team** ... **Phil Steele Fourth-Team Preseason All-American** ... **Coaches' First-Team Preseason All-SEC** ... **First-Team Preseason All-SEC as voted by members of the media** ... **First-Team Preseason All-SEC by Sporting News, Rivals.com, Lindy's, Athlon, Phil Steele, and Blue Ribbon** ... Started all 14 games at left tackle ... Part of o-line that allowed 23 sacks in 296 pass attempts ... Started season opener vs. Arkansas State as o-lined paved way for 608 yards total offense, including 367 yards rushing ... Part of o-line that allowed just one sack in 16 pass attempts ... Started SEC opener at Mississippi State, helping Tigers rush for 190 yards ... Missed second half vs. MSU due to injury ... Started vs. Clemson and helped AU average 7.0 yards per play and total 424 yards total offense ... AU rushed for 221 yards vs. Clemson ... Against South Carolina, helped Tigers rush for 334 yards and total 492 yards total offense ... Allowed just one sack on 25 pass attempts vs. USC ... Against ULM, helped Tigers post third consecutive game with at least 220 yards rushing as AU rushed for 233 yards ... Against Kentucky, part of o-line did not allow a sack in 21 pass attempts ... O-line helped Tigers rush for 311 yards ... Against Arkansas, helped Tigers set all-time high points (65) vs. an SEC team ... Part of o-line that paved way for 330 yards rushing and allowed a pair of sacks in 15 pass attempts ... Against LSU, part of o-line that rolled up 440 yards rushing, the most ever against an LSU defense and the fifth-most by an AU team ... Against Ole Miss, helped offense rush for 343 yards and amass 572 yards total offense marking fifth time Tigers surpassed 500 yards total offense ... Against UTC, helped Tigers total 628 yards offense as AU put up 41 points in first half ... AU offense averaged 11.6 yards per play and 9.8 yards per rush ... Against Georgia, helped Tigers total 463 yards of offense with 315 rushing ... Against Georgia, helped Tigers total 463 yards of offense with 315 rushing ... Part of o-line that has helped AU score 48 points or more in six of 11 games season ... Against Alabama, helped AU offense overcome slow start and total 332 yards of offense and score 28 points over the final three quarters ... Helped Tigers run for 118 yards in the second half ... In SEC Championship Game vs. South Carolina, helped Auburn rack up 589 yards total offense with 238 yards rushing and 351 passing ... Tigers averaged 8.3 yards per play and set SEC Championship Game record with 21 points in a quarter (first) ... Auburn also set SEC Championship Game record with 56 total points and the 39-point margin of victory ... Also part of offense that became the first AU team to ever rush for 300 yards or more in six straight SEC games ... Against Oregon in BCS National Championship Game, helped Tigers rush for 254 yards and amass 519 yards total offense.

2009 — **Coaches' Second-Team All-SEC** ... **Associated Press Honorable Mention All-SEC** ... **Phil Steele's Second-Team Midseason All-SEC** ... Started all 13 games ... Had 67 knockdown blocks, second most on team ... Part of line that allowed 21 sacks in 364 pass attempts ... Started at tackle in season opener vs. Louisiana Tech and recorded eight knockdown blocks ... Did not allow a sack on 27 pass attempts vs. Tech ... Against Mississippi State, did not allow a sack in 24 pass attempts and had a team-high 9.5 knockdown blocks ... Led offensive line with nine knockdown blocks vs. West Virginia ... Played every offensive snap vs. Mountaineers ... Had a pair of knockdown blocks vs. Ball State ... Finished with second-most knockdown blocks vs. Tennessee with seven ... Recorded second-most knockdown blocks vs. Arkansas, totaling 8.5 ... Against Kentucky, had five knockdown blocks and helped Tigers rush for 220 yards ... Finished

with six knockdown blocks vs. LSU ... Totaled a team-best seven knockdown blocks vs. Ole Miss ... Playing just the first half vs. Furman, had five knockdown blocks ... Against Georgia, recorded first career reception for a loss of 3 yards ... Part of o-line that helped Tigers to 332 yards total offense and 21 points vs. Alabama ... Helped paved way to 420 yards total offense vs. Northwestern in Outback Bowl.

2008 — **Second Team Preseason Media All-SEC** ... **Second Team Preseason Coaches' All-SEC** ... **Phil Steele's Preseason Second Team All-SEC** ... Started all 12 games ... Had season-high grade of 92 percent vs. Southern Miss ... Finished with 47 cockroach blocks, 19 pancake blocks and 72 rodeo blocks ... Started at left tackle in season opener vs. Louisiana-Monroe, grading at 91 percent on 61 plays ... Played 74 snaps vs. Southern Miss, grading at 92 percent ... Had nine cockroach blocks, three pancake blocks and 12 rodeo blocks vs. Southern Miss ... Graded 83 percent overall on 77 snaps vs. Mississippi State ... Had 12 rodeo blocks, five cockroach blocks and six pancake blocks vs. MSU ... Graded at 75 percent overall on 71 snaps vs. LSU with nine rodeo, two cockroach and half a pancake blocks ... On 72 snaps vs. Tennessee, graded at 79 percent overall with 12 rodeo blocks and one pancake block ... Graded out at 80 percent on 65 snaps vs. Vanderbilt ... On 62 snaps, graded at 87 percent with two rodeo, two pancake and three cockroach blocks vs. Arkansas ... Posted an 87 percent grade on 71 snaps vs. Ole Miss ... Had seven cockroach and three rodeo blocks vs. Rebels ... Graded at 91 percent overall on 65 snaps vs. UT Martin, with six rodeo, seven cockroach and two pancake blocks ... Against Georgia, played 71 snaps and graded at 86 percent overall with five rodeo, two cockroach and one pancake block.

2007 — **Collegefootballnews.com's Freshman All-America First Team** ... **Coaches' All-SEC Freshman Team** ... **First-Team Freshman All-American by Scout.com and Rivals.com First Team Freshman All-American** ... **Sporting News SEC All-Freshman Team and Sporting News First Team Freshman All-America Team** ... Started all 13 games on offensive line ... First true freshman at Auburn to start season opener since WR's Ben Obomanu and Devin Aromoshodu in 2002 ... Only third true freshman during Tuberville era to start in season opener ... In a team-high 73 snaps, graded out at 73 percent including 82 percent on assignments against Kansas State ... Also led offensive line with 74 plays against South Florida, earning an overall grade of 86 percent, including 93 percent on assignments ... Graded out at 79 percent overall while playing all 70 snaps against Mississippi State ... Had an 89 percent mark on assignments against the Bulldogs ... 64 plays against New Mexico State, recording a 91 percent overall grade, which was second highest among AU linemen, and posted a 98 percent on assignments ... In 69 plays against No. 4 Florida, tied for team high in overall grade at 86 percent and tied for second on OL with a 96 percent on assignments ... Team-high 60 snaps versus Vanderbilt ... Posted a 81 percent overall grade and a 93 percent on assignments against the Commodores ... Overall grade of 91 percent on 81 snaps at Arkansas ... At LSU, had an 84 percent overall grade ... Played 79 snaps vs. Ole Miss, grading out at 86 percent ... Graded at 87 percent overall on just 25 snaps vs. Tennessee Tech ... Registered a 90 percent overall grade on 65 snaps vs. Alabama.

HIGH SCHOOL — High School Coach: Ronnie Peacock ... Registered 31 pancake blocks, 43 knockdown blocks and was in on 11 tackles and 1.5 sacks playing defense in goal line situations as a senior ... Had 27 pancake blocks, 25 knockdowns, 21 champion blocks and 13 deuce blocks his junior season ... Member of the *USA Today* All-American team ... Gatorade Arkansas Football Player of the Year ... Named *Orlando Sentinel* Arkansas Player of the Year ... Ranked No. 1 in the Arkansas Top 15 by Rivals.com ... Ranked 34th nationally in the Rivals100 ... Slated No. 4 nationally at offensive tackle by Rivals.com ... Ranked No. 4 nationally by Espn.com ... Named 7A All-State and 7A Player of the Year by the Arkansas High School Athletic Association ... Named to the *Atlanta Journal-Constitution* Super Southern 100 ... Named to the *Parade Magazine* All-America team ... Named a Scout All-American and ranked No. 31 in the Scout National Hot 100 ... Selected to play in the Max Emfinger All-American Bowl Game Classic following his senior season ... Named to the *Arkansas Democrat-Gazette* Super Sophomore team in 2004 ... Named All-State in 2005 by *Arkansas Democrat-Gazette* and AHSAA ... Led his team to the 7A state championship game ... Selected 2006 Arkansas Gatorade Player of the Year ... Named *Northwest Arkansas Morning News* Co-Player of the Year.

PERSONAL — Born March 29, 1989 ... Son of Mike and Dawn Ziemba, both of whom attended Auburn ... Major: History.

AUBURN CAREER RECORDS UPDATE

All-Purpose Yards

Player	Seasons	Rush	Rec	KR	PR	Yards
1. James Brooks	1977-80	3523	219	1726	128	5596
2. Carnell Williams	2001-04	3831	342	609	302	5084
3. Bo Jackson	1982-85	4303	272	317	0	4892
4. Joe Cribbs	1976-79	3368	268	597	328	4561
5. Thomas Bailey	1991-94	-5	1243	1520	1170	3928
6. Ben Tate	2006-09	3321	336	186	0	3843
7. Brent Fullwood	1983-86	2789	77	892	0	3758
8. Ronnie Brown	2000-04	2707	688	15	0	3390
9. Mario Fannin	2006-10	1366	985	944	-5	3290
10. Stephen Davis	1993-95	2811	342	25	0	3178

Kickoff Returns

Player	Seasons	Avg	Yards	Ret
1. Thomas Bailey	1991-94	20.5	1520	74
2. James Brooks	1977-80	25.4	1726	68
3. Demond Washington	2009-10	26.0	1614	62
4. Tristan Davis	2005-08	26.5	1455	55
5. Robert Baker	1995-96	21.3	979	46
6. Markeith Cooper	1996-99	23.9	1077	45
7. Mario Fannin	2006-10	21.5	944	44
Roderick Hood 2000-02 19.9 874 44				
9. Tim Carter	1998-01	23.9	956	40
10. Devin Aromashodu	2002-05	22.6	860	38

Kickoff Return Yardage

Player	Seasons	Ret	Avg	Yards
1. James Brooks	1977-80	68	25.4	1726
2. Demond Washington	2009-10	62	26.0	1614
3. Thomas Bailey	1991-94	74	20.5	1520
4. Tristan Davis	2005-08	55	26.5	1455
5. Markeith Cooper	1996-99	45	23.9	1077
6. Robert Baker	1995-96	46	21.3	979
7. Tim Carter	1998-01	40	23.9	956
8. Mario Fannin	2006-10	44	21.5	944
Roderick Hood 2000-02 44 19.9 874				
10. Devin Aromashodu	2002-05	38	22.6	860

Receptions

Player	Seasons	Yards	Avg	Rec
1. Courtney Taylor	2003-06	2098	13.71	153
2. Karsten Bailey	1995-98	2174	14.49	150
3. Terry Beasley	1969-71	2507	17.78	141
4. Tyrone Goodson	1993-97	2283	16.79	136
5. Frank Sanders	1991-94	1998	16.51	121
6. Darvin Adams	2008-pres.	1978	17.20	115
7. Rodgeriqu Smith	2004-08	1598	14.02	114
8. Greg Taylor	1987-90	1217	11.93	102
9. Freddy Weygand	1984-88	1946	19.66	99
10. Mario Fannin	2006-10	985	10.15	97
Ben Obomanu 2002-05 1313 13.54 97				
12. Thomas Bailey	1991-94	1243	13.37	93
Lawyer Tillman	1985-88	1808	19.44	93
14. Clifton Robinson	1997-00	1167	12.82	91
15. Ronney Daniels	1999-00	1446	16.07	90

Receiving Yardage

Player	Seasons	Rec	Yards
1. Terry Beasley	1969-71	141	2507
2. Tyrone Goodson	1993-97	136	2283
3. Karsten Bailey	1995-98	150	2174
4. Courtney Taylor	2003-06	153	2098
5. Frank Sanders	1991-94	121	1998
6. Darvin Adams	2008-pres.	115	1978
7. Freddy Weygand	1984-88	99	1946
8. Lawyer Tillman	1985-88	93	1808
9. Rodgeriqu Smith	2004-08	114	1598
10. Byron Franklin	1977-80	74	1573

11. Ronney Daniels	1999-00	90	1446
12. Freddie Hyatt	1965-67	88	1396
13. Devin Aromashodu	2002-05	71	1333
14. Alexander Wright	1986-89	56	1320
15. Ben Obomanu	2002-05	97	1313
16. Thomas Bailey	1991-94	93	1243
17. Greg Taylor	1987-90	102	1217
18. Clifton Robinson	1997-00	91	1167
19. Tim Christian	1966-68	78	1126
20. Willie Gosha	1993-96	85	1048

Touchdown Receptions

Player	Seasons	Rec	TD
1. Terry Beasley	1969-71	141	29
2. Ben Obomanu	2002-05	97	18
3. Darvin Adams	2008-pres.	115	17
Karsten Bailey 1995-98 150 17			
5. Frank Sanders	1991-94	121	15
Byron Franklin	1977-80	74	15
7. Lawyer Tillman	1985-88	93	14
8. Ronney Daniels	1999-00	90	12
Tyrone Goodson 1993-97 136 12			
Freddie Hyatt 1965-67 88 12			

Rushing Yardage

Player	Seasons	Att	Avg	Yards
1. Bo Jackson	1982-85	650	6.62	4303
2. Carnell Williams	2001-04	741	5.17	3831
3. James Brooks	1977-80	621	5.67	3523
4. Joe Cribbs	1976-79	657	5.13	3368
5. Ben Tate	2006-09	678	4.90	3321
--				
21. Curtis Kuykendall	1944-45	217	7.46	1619
22. Rudi Johnson	2000	324	4.84	1567
23. Terry Henry	1970-72	343	4.47	1534
24. Tommy Lorino	1956-58	227	6.55	1486
25. Cam Newton	2010-pres.	264	5.58	1473
26. Monk Gafford	1940-42	221	6.40	1414
27. Mitzi Jackson	1973-75	243	5.65	1373
28. Mario Fannin	2006-10	233	5.86	1366
29. William Andrews	1976-78	267	5.04	1347
30. Ed Dyas	1958-60	261	4.97	1298

Scoring

Player	Seasons	TD	FG	PAT	Pts
1. Wes Byrum	2007-10	0	60	183	363
2. John Vaughn	2003-06	0	50	162	312
3. Carnell Williams	2001-04	46	0	0	276
4. Bo Jackson	1982-85	45	0	*2	274
5. Damon Duval	1999-02	1	45	125	266
6. Al Del Greco	1980-83	0	42	110	236
7. Win Lyle	1987-89	0	45	95	230
8. Joe Cribbs	1976-79	35	0	*3	216
9. Stephen Davis	1993-95	34	0	0	204
10. Jorge Portela	1977-79	0	38	74	188

* - two-point conversions

Most Points Kicking

Player	Seasons	FG	PAT	Pts
1. Wes Byrum	2007-10	60	183	363
2. John Vaughn	2003-06	50	162	312
3. Damon Duval	1999-02	45	125	260
4. Al Del Greco	1980-83	42	110	236
5. Win Lyle	1987-89	45	95	230
6. Jorge Portela	1977-79	38	74	188
7. John Riley	1967-69	31	80	173
8. Scott Etheridge	1992-93	34	65	167
Gardner Jett 1970-72 23 98 167				
10. Jaret Holmes	1996-97	27	79	160
Matt Hawkins 1994-95 26 82 160				

AUBURN CAREER RECORDS UPDATE

Field Goals Made

Player	Seasons	Pct	FGA	FGM
1. Wes Byrum	2007-10	.750	80	60
2. John Vaughn	2003-06	.725	69	50
3. Damon Duval	1999-02	.608	74	45
Win Lyle	1987-89	.763	59	45
5. Al Del Greco	1980-83	.609	69	42
6. Jorge Portela	1977-79	.613	62	38
7. Scott Etheridge	1992-93	.791	43	34
8. Jim Von Wyl	1990-91	.667	48	32
9. John Riley	1967-69	.492	63	31
10. Jaret Holmes	1996-97	.730	37	27

Field Goals Attempted

Player	Seasons	FGM	FGA
1. Wes Byrum	2007-10	60	80
2. Damon Duval	1999-02	45	74
3. John Vaughn	2003-06	50	69
Al Del Greco	1980-83	42	69
5. John Riley	1967-69	31	63
6. Jorge Portela	1977-79	38	62
7. Win Lyle	1987-89	45	59
8. Jim Von Wyl	1990-91	32	48
9. Scott Etheridge	1992-93	34	43
Neil O'Donoghue	1975-76	23	43
Woody Woodall	1961-63	19	43

Field Goal Percentage (Min. 10 Made)

Player	Seasons	FGM	FGA	Pct
1. Scott Etheridge	1992-93	34	43	.791
2. Matt Hawkins	1994-95	26	33	.788
3. Win Lyle	1987-89	45	59	.763
4. Wes Byrum	2007-10	60	80	.750
5. Jaret Holmes	1996-97	27	37	.730
6. John Vaughn	2003-06	50	69	.725
7. Ed Dyas	1958-60	17	24	.708
8. Gardner Jett	1970-72	23	34	.676
9. Jim Von Wyl	1990-91	32	48	.667
Robert McGinty	1984	12	18	.667

PATs Made

Player	Seasons	Pct	Att	Made
1. Wes Byrum	2007-10	.984	186	183
2. John Vaughn	2003-06	.994	163	162
3. Damon Duval	1999-02	1.000	125	125
4. Al Del Greco	1980-83	.991	111	110
5. Gardner Jett	1970-72	.942	104	98
6. Win Lyle	1987-89	.990	96	95
7. Matt Hawkins	1994-95	.932	88	82
8. John Riley	1967-69	.860	93	80
9. Jaret Holmes	1996-97	.963	82	79
10. Jorge Portela	1977-79	.949	78	74

PATs Attempted

Player	Seasons	Made	Pct	Att
1. Wes Byrum	2007-10	183	.984	186
2. John Vaughn	2003-06	162	.994	163
3. Damon Duval	1999-02	125	1.000	125
4. Al Del Greco	1980-83	110	.991	111
5. Gardner Jett	1970-72	98	.942	104
6. Win Lyle	1987-89	95	.990	96
7. John Riley	1967-69	80	.860	93
8. Matt Hawkins	1994-95	82	.932	88
9. Jaret Holmes	1996-97	79	.963	82
10. Jorge Portela	1977-79	74	.949	78

PAT Percentage (Min. 30 made)

Player	Seasons	Made	Att	Pct
1. Damon Duval	1999-02	125	125	1.000
Scott Etheridge	1992-93	65	65	1.000
3. John Vaughn	2003-06	162	163	.994
4. Al Del Greco	1980-83	110	111	.991
5. Win Lyle	1987-89	95	96	.990
6. Chris Knapp	1985-86	62	63	.984
7. Wes Byrum	2007-10	183	186	.9839
8. Neil O'Donoghue	1975-76	32	33	.970
9. Robert McGinty	1984	31	32	.969
10. Jaret Holmes	1996-97	79	82	.963

Punting Average (Min. 50 punts)

Player	Seasons	No	Yards	Avg
1. Terry Daniel	1992-94	169	7522	44.51
2. Kody Bliss	2003-06	202	8861	43.87
3. Damon Duval	1999-02	227	9842	43.36
4. Jaret Holmes	1996-97	110	4676	42.51
5. Skip Johnston	1977-79	172	7220	41.98
6. Brian Shulman	1986-88	157	6580	41.91
7. Lewis Colbert	1982-85	244	10179	41.72
8. Clinton Durst	2008-09	134	5559	41.49
9. Tommy Lunceford	1965-67	171	7017	41.04
10. Ryan Shoemaker	2007-10	83	3380	40.72

SEC Career Records Update

Scoring

Player	Seasons	TD	FG	PAT	Pts
1. Billy Bennett (UGA)	2000-03	0	87	148	409
2. Jeff Hall (UT)	1995-98	0	61	188	371
3. Colt David (LSU)	2005-08	1	54	201	369
4. Jeff Chandler (UF)	1997-01	0	67	167	368
5. Wes Byrum (AU)	2007-10	0	60	183	363
6. Kevin Butler (UGA)	1981-84	0	77	122	353
7. Philip Doyle (UA)	1987-90	1	78	105	345
8. Jonathan Nichols (OM)	2011-04	0	63	155	344
9. Tim Tebow (UF)	2006-09	57	0	0	342
10. Michael Proctor (UA)	1992-95	0	65	131	326

Most Points Kicking

Player	Seasons	FG	PAT	Pts
1. Billy Bennett (UGA)	2000-03	87	148	409
2. Jeff Hall (UT)	1995-98	61	188	371
3. Jeff Chandler (UF)	1997-01	67	167	368
4. Wes Byrum (AU)	2007-10	60	183	363
Colt David (LSU)	2005-08	54	201	363
6. Kevin Butler (UGA)	1981-84	77	122	353
7. Jonathan Nichols (OM)	2011-04	63	155	344
8. Philip Doyle (UA)	1987-90	78	105	339
9. Michael Proctor (UA)	1992-95	65	131	326
10. James Wilhoit (UT)	2003-06	59	148	325

AUBURN SINGLE SEASON RECORDS UPDATE

Rushing Attempts

Player	Year	Yards	Avg	Att
1. Rudi Johnson	2000	1567	4.84	324
2. Bo Jackson	1985	1786	6.42	278
3. Cam Newton	2010	1473	5.62	264
4. Ben Tate	2009	1362	5.18	263
5. James Brooks	1980	1314	5.03	261
6. Kenny Irons	2005	1293	5.05	256
7. Joe Cribbs	1978	1205	4.76	253
8. Carnell Williams	2003	1307	5.42	241
9. Carnell Williams	2004	1165	4.87	239
10. Stephen Davis	1994	1263	5.71	221

Rushing Yardage

Player	Year	Att	Avg	Yards
1. Bo Jackson	1985	278	6.42	1786
2. Rudi Johnson	2000	324	4.84	1567
3. Cam Newton	2010	264	5.62	1473
4. Brent Fullwood	1986	167	8.33	1391
5. Ben Tate	2009	263	5.18	1362
6. James Brooks	1980	261	5.03	1314
7. Carnell Williams	2003	241	5.42	1307
8. Kenny Irons	2005	256	5.05	1293
9. Stephen Davis	1994	221	5.71	1263
10. Bo Jackson	1983	158	7.68	1213
11. James Brooks	1979	163	7.41	1208
12. James Bostic	1993	199	6.06	1205
Joe Cribbs	1978	253	4.76	1205
14. Carnell Williams	2004	239	4.87	1165
15. Joe Cribbs	1979	200	5.60	1120
16. Michael Dyer	2010	182	6.01	1093
17. Stephen Davis	1995	180	5.93	1068
18. Ronnie Brown	2002	175	5.76	1008
19. Jimmy Sidle	1963	185	5.44	1006
120. Monk Gafford	1942	132	7.61	1004

Rushing Touchdowns

Player	Year	Att	Yards	Avg	TD
1. Cam Newton	2010	264	1473	5.62	20
2. Bo Jackson	1985	278	1786	6.42	17
Carnell Williams	2003	241	1307	5.42	17
4. Joe Cribbs	1978	253	1205	4.76	16
5. Stephen Davis	1995	180	1068	5.93	14
Joe Cribbs	1979	200	1120	5.60	14
7. Kenny Irons	2005	256	1293	5.05	13
Ronnie Brown	2002	175	1008	5.76	13
Rudi Johnson	2000	324	1567	4.84	13
Stephen Davis	1994	221	1263	5.71	13
11. Carnell Williams	2004	239	1165	4.87	12
James Bostic	1993	199	1205	6.06	12
Bo Jackson	1983	158	1213	7.68	12
14. Reggie Ware	1986	54	192	3.56	11
Billy Atkins	1957	90	359	3.99	11

Yards Per Carry (Min. 80 attempts)

Player	Year	Yards	Att	Avg
1. Onterio McCalebb	2010	810	95	8.53
2. Tommy Lorino	1956	692	82	8.44
3. Brent Fullwood	1986	1391	167	8.33
4. Bo Jackson	1983	1213	158	7.68
5. Monk Gafford	1942	1004	132	7.61
6. Brent Fullwood	1985	684	92	7.43
7. James Brooks	1979	1208	163	7.41
8. Fob James	1955	879	123	7.15
9. Lionel James	1982	779	113	6.89
10. Bobby Hoppe	1956	542	83	6.53

Passing Yardage

Player	Year	Att	Comp	Pct	Yards
1. Dameyune Craig	1997	403	216	.536	3277
2. Cam Newton	2010	280	185	.661	2854
3. Jason Campbell	2004	270	188	.696	2700
4. Chris Todd	2009	328	198	.604	2612
5. Pat Sullivan	1970	281	167	.594	2586
6. Patrick Nix	1995	331	201	.607	2574
7. Brandon Cox	2005	306	177	.578	2324
8. Dameyune Craig	1996	310	169	.545	2296
9. Stan White	1990	338	180	.533	2242
10. Reggie Slack	1988	279	168	.602	2230

Passing Yardage Per Game

Player	Year	Yards	Games	Yds/Gm
1. Dameyune Craig	1997	3277	12	273.1
2. Pat Sullivan	1970	2586	10	258.6
3. Patrick Nix	1995	2574	11	234.0
4. Brandon Cox	2005	2324	11	211.3
5. Dameyune Craig	1996	2296	11	208.7
6. Jason Campbell	2004	2700	13	207.7
7. Jeff Burger	1987	2066	10	206.6
8. Cam Newton	2010	2854	14	203.9
9. Stan White	1990	2242	11	203.8
10. Ben Leard	1999	1423	7	203.3

Yards Per Attempt (min. 150 Attempts)

Player	Year	Att	Yards	Yds/Att
1. Cam Newton	2010	280	2854	10.193
2. Jason Campbell	2004	270	2700	10.000
3. Pat Sullivan	1970	281	2586	9.203
4. Ben Leard	1999	157	1423	9.064
5. Dameyune Craig	1997	403	3277	8.132
6. Brandon Cox	2006	271	2198	8.111
7. Reggie Slack	1988	279	2230	7.993
8. Chris Todd	2009	328	2612	7.963
9. Reggie Slack	1989	252	1996	7.921
10. Daniel Cobb	2002	150	1175	7.833

Pass Completions

Player	Year	Att	Yards	Comp
1. Dameyune Craig	1997	403	3277	216
2. Patrick Nix	1995	331	2574	201
3. Chris Todd	2009	328	2612	198
4. Ben Leard	2000	319	2158	193
5. Brandon Cox	2007	316	2080	188
Jason Campbell	2004	270	2700	188
7. Cam Newton	2010	280	2854	185
8. Jason Campbell	2003	293	2267	181
9. Stan White	1990	338	2242	180
10. Jeff Burger	1987	267	2066	178

Completion Percentage (Min. 100 Attempts)

Player	Year	Att	Comp	Pct
1. Ben Leard	1999	157	111	.707
2. Jason Campbell	2004	270	188	.696
3. Jeff Burger	1987	267	178	.667
4. Cam Newton	2010	280	185	.661
5. Jason Campbell	2002	149	94	.631
6. Jason Campbell	2001	142	89	.627
7. Jason Campbell	2003	293	181	.618
8. Patrick Nix	1995	331	201	.607
9. Stan White	1993	271	164	.605
Ben Leard	2000	319	193	.605

2010 AUBURN SINGLE SEASON RECORDS UPDATE

Yards Per Completion (Min. 75 completions)

Player	Year	Comp	Yards	Yds/Comp
1. Pat Washington.....	1984	77	1202	15.610
2. Pat Sullivan.....	1970	167	2586	15.485
3. Cam Newton.....	2010	185	2854	15.427
4. Loran Carter.....	1967	86	1307	15.198
5. Dameyune Craig.....	1997	216	3277	15.171
6. Daniel Cobb.....	2002	80	1175	14.689
7. Jason Campbell.....	2004	188	2700	14.362
8. Phil Gargis.....	1976	80	1118	13.975
9. Gabe Gross.....	1998	88	1222	13.886
10. Pat Sullivan.....	1969	123	1686	13.707

Touchdown Passes

Player	Year	Att	Comp	Yards	TD
1. Cam Newton.....	2010	280	185	2854	30
2. Chris Todd.....	2009	328	198	2612	22
3. Jason Campbell.....	2004	270	188	2700	20
Pat Sullivan.....	1971	281	162	2012	20
5. Dameyune Craig.....	1997	403	216	3277	18
6. Pat Sullivan.....	1970	281	167	2586	17
7. Dameyune Craig.....	1996	310	169	2296	16
Pat Sullivan.....	1969	257	123	1686	16
9. Brandon Cox.....	2005	306	177	2324	15
Patrick Nix.....	1995	331	201	2574	15

Touchdown Passes Per Game

Player	Year	TD	Games	TD/Gm
1. Cam Newton.....	2010	30	14	2.14
2. Pat Sullivan.....	1971	20	10	2.00
3. Ben Leard.....	1999	12	7	1.71
4. Pat Sullivan.....	1970	17	10	1.70
5. Chris Todd.....	2009	22	13	1.69
6. Pat Sullivan.....	1969	16	10	1.60
7. Jason Campbell.....	2004	20	13	1.54
8. Dameyune Craig.....	1997	18	12	1.50
9. Dameyune Craig.....	1996	16	11	1.45
10. Loran Carter.....	1968	14	10	1.40

Highest TD/Interception Ratio (Min. 150 Att.)

Player	Year	TD	Int	Ratio
1. Ben Leard.....	1999	12	1	12.00
2. Cam Newton.....	2010	30	7	4.286
3. Chris Todd.....	2009	22	6	3.667
4. Randy Campbell.....	1982	7	2	3.500
5. Jason Campbell.....	2004	20	7	2.857
6. Brandon Cox.....	2005	15	8	1.875
7. Patrick Nix.....	1994	13	7	1.857
8. Pat Sullivan.....	1971	20	11	1.818
9. Patrick Nix.....	1995	15	9	1.667
10. Stan White.....	1993	13	8	1.625

Passing Efficiency (Min. 100 Attempts)

Player	Year	Comp	Att	Pct	Yards	TD	Int	Rating
1. Cam Newton.....	2010	185	280	.661	2854	30	7	182.05
2. Jason Campbell.....	2004	188	270	.696	2700	20	7	172.89
3. Ben Leard.....	1999	111	157	.707	1423	12	1	170.78
4. Jason Campbell.....	2002	94	149	.631	1215	11	5	149.23
5. Pat Sullivan.....	1970	167	281	.594	2586	17	12	148.16
6. Chris Todd.....	2009	198	328	.604	2612	22	6	145.73
7. Jeff Burger.....	1987	178	267	.667	2066	13	9	140.99
8. Brandon Cox.....	2006	163	271	.601	2198	14	9	138.68
9. Patrick Nix.....	1995	201	331	.607	2574	15	9	135.60
10. Stan White.....	1993	164	271	.605	2057	13	8	134.20

Pass Receptions

Player	Year	Yards	Avg	Rec
1. Darvin Adams.....	2009	997	16.62	60
2. Willie Gosha.....	1995	811	13.98	58
Frank Sanders.....	1994	910	15.69	58
4. Ronney Daniels.....	1999	1068	19.07	56
5. Terry Beasley.....	1971	846	15.38	55
6. Courtney Taylor.....	2006	704	13.04	54
7. Karsten Bailey.....	1997	840	15.85	53
8. Darvin Adams.....	2010	963	18.52	52
Rodgeriquis Smith.....	2007	705	13.56	52
Terry Beasley.....	1970	1051	20.21	52

Receiving Yardage

Player	Year	Rec	Yards
1. Ronney Daniels.....	1999	56	1068
2. Terry Beasley.....	1970	52	1051
3. Darvin Adams.....	2009	60	997
4. Darvin Adams.....	2010	52	963
5. Frank Sanders.....	1994	58	910
6. Tyrone Goodson.....	1997	48	906
7. Terry Beasley.....	1971	55	846
8. Frank Sanders.....	1993	48	842
9. Karsten Bailey.....	1997	53	840
10. Freddy Weygand.....	1984	32	796

Touchdown Receptions

Player	Year	Rec	TD
1. Terry Beasley.....	1971	55	12
2. Terry Beasley.....	1970	52	11
3. Darvin Adams.....	2009	60	10
4. Ronney Daniels.....	1999	56	9
Byron Franklin.....	1980	32	9
6. Emory Blake.....	2010	33	8
7. Darvin Adams.....	2010	52	7
Ben Obomanu.....	2004	25	7
Karsten Bailey.....	1998	43	7
Karsten Bailey.....	1997	53	7
Frank Sanders.....	1994	58	7
Greg Taylor.....	1990	46	7
Dick Schmalz.....	1971	44	7
Tim Christian.....	1968	47	7

All-Purpose Yards

Player	Season	Rush	Rec	KR	PR	Yards
1. Bo Jackson.....	1985	1786	73	0	0	1859
2. James Brooks.....	1979	1208	15	577	0	1800
3. Carnell Williams.....	2004	1165	152	150	251	1718
4. James Brooks.....	1980	1314	63	226	56	1659
5. Carnell Williams.....	2003	1307	20	269	51	1647
6. Rudi Johnson.....	2000	1567	70	0	0	1637
7. Ben Tate.....	2009	1362	105	139	0	1606
8. Cam Newton.....	2010	1473	42	0	0	1515
9. Brent Fullwood.....	1986	1391	46	75	0	1512
10. Kenny Irons.....	2005	1293	164	0	2	1459

Total Offense

Player	Season	Plays	Rush	Pass	Total
1. Cam Newton.....	2010	544	1473	2854	4327
2. Dameyune Craig.....	1997	499	0	3277	3277
3. Pat Sullivan.....	1970	333	270	2586	2856
4. Jason Campbell.....	2004	328	30	2700	2730
5. Patrick Nix.....	1995	379	64	2574	2638
6. Dameyune Craig.....	1996	433	207	2296	2503
7. Chris Todd.....	2009	372	-116	2612	2496
8. Jason Campbell.....	2003	366	-1	2267	2266
9. Patrick Nix.....	1994	340	59	2206	2265
10. Reggie Slack.....	1988	318	-17	2230	2213

2010 AUBURN SINGLE SEASON RECORDS UPDATE

Touchdowns Responsible For (Scored & Passed For)

Player	Season	Scored	Passed	TD
1. Cam Newton	2010	21	30	51
2. Pat Sullivan	1970	9	17	26
3. Dameyune Craig	1996	8	16	24
4. Jason Campbell	2004	3	20	23
Pat Sullivan	1969	7	16	23
6. Chris Todd	2009	0	22	22
Dameyune Craig	1997	4	18	22
Pat Sullivan	1971	2	20	22
9. Patrick Nix	1994	6	13	19
10. Patrick Nix	1995	3	15	18

Scoring

Player	Year	TD	FG	PAT	Pts
1. Cam Newton	2010	21	0	0	126
2. Wes Byrum	2010	0	17	72	123
3. Carnell Williams	2003	17	0	0	102
Stephen Davis	1995	17	0	0	102
Bo Jackson	1985	17	0	0	102
6. Wes Byrum	2009	0	15	54	99
7. Joe Cribbs	1978	16	0	*1	98
8. John Vaughn	2006	0	20	34	94
Joe Cribbs	1979	15	0	*2	94
10. John Vaughn	2004	0	12	51	87

* - two-point conversion

Most Points Kicking

Player	Year	FG	PAT	Pts
1. Wes Byrum	2010	17	72	123
2. Wes Byrum	2009	15	54	99
3. John Vaughn	2006	20	34	94
4. John Vaughn	2004	12	51	87
5. Wes Byrum	2007	17	35	86
John Vaughn	2005	12	50	86
Scott Etheridge	1992	22	20	86
8. Jaret Holmes	1996	13	43	82
Matt Hawkins	1995	13	42	81
Scott Etheridge	1993	12	45	81

Field Goals Made

Player	Year	Pct	FGA	FGM
1. Scott Etheridge	1992	.786	28	22
2. John Vaughn	2006	.833	24	20
3. Wes Byrum	2010	.773	22	17
Wes Byrum	2007	.739	23	17
Jim Von Wyl	1990	.773	22	17
6. Damon Duval	2001	.615	26	16
Win Lyle	1989	.842	19	16
8. Wes Byrum	2009	.938	16	15
Jim Von Wyl	1991	.577	26	15
Win Lyle	1987	.789	19	15
Jorge Portela	1977	.682	22	15

Field Goals Attempted

Player	Year	FGM	Pct	FGA
1. Scott Etheridge	1992	22	.786	28
2. Jim Von Wyl	1991	15	.577	26
Damon Duval	2001	16	.615	26
4. John Riley	1968	12	.480	25
5. John Vaughn	2006	20	.833	24
6. Wes Byrum	2007	17	.739	23
Neil O'Donoghue	1975	12	.522	23
8. Wes Byrum	2010	17	.773	22
Jim Von Wyl	1990	17	.773	22
Jorge Portela	1977	15	.682	22

PATs Made

Player	Year	Pct	Att	Made
1. Wes Byrum	2010	.986	73	72
2. Wes Byrum	2009	1.000	54	54
3. John Vaughn	2004	.981	52	51
4. John Vaughn	2005	1.000	50	50
5. Chris Knapp	1986	1.000	49	49
6. Scott Etheridge	1993	1.000	45	45
7. Jaret Holmes	1996	.956	45	43
8. Matt Hawkins	1995	.933	45	42
9. Gardner Jett	1970	.932	44	41
10. Damon Duval	2002	1.000	40	40
Matt Hawkins	1994	.930	43	40

PATs Attempted

Player	Year	Made	Pct	Att
1. Wes Byrum	2010	72	.986	73
1. Wes Byrum	2009	54	1.000	54
2. John Vaughn	2004	51	.981	52
3. John Vaughn	2005	50	1.000	50
4. Chris Knapp	1986	49	1.000	49
5. John Riley	1969	39	.848	46
6. Jaret Holmes	1996	43	.956	45
Matt Hawkins	1995	42	.933	45
Scott Etheridge	1993	45	1.000	45
9. Gardner Jett	1970	41	.932	44
10. Matt Hawkins	1994	40	.930	43

Sacks (from 1981)

Player	Year	Sacks	Total Yds.
1. Nick Fairley	2010	11.5	74
2. Gary Walker	1994	11.0	69
Kevin Greene	1984	11.0	64
Craig Olgetree	1989	11.0	62
5. Antonio Coleman	2009	10.0	60
Gerald Robinson	1985	10.0	71
Mike Pelton	1994	10.0	61
8. Quentin Groves	2006	9.5	62
Reggie Torbor	2003	9.5	64
10. Donnie Humphrey	1981	9.0	60

Kickoff Returns

Player	Year	Avg	Yards	Ret
1. Demond Washington	2010	24.3	1117	46
2. Tristan Davis	2006	27.0	756	28
3. James Brooks	1977	24.2	654	27
4. Thomas Bailey	1993	19.4	504	26
5. Robert Baker	1995	21.0	525	25
6. Tristan Davis	2008	27.4	657	24
Thomas Bailey	1991	24.6	591	24
8. Brent Fullwood	1984	23.1	509	22
9. Roderick Hood	2002	19.8	416	21
Robert Baker	1996	21.6	454	21
James Brooks	1979	27.5	577	21
Joe Cribbs	1976	23.3	490	21

Kickoff Return Yardage

Player	Year	Ret	Avg	Yards
1. Demond Washington	2010	46	24.3	1117
2. Tristan Davis	2006	28	27.0	756
3. Tristan Davis	2008	24	27.4	657
4. James Brooks	1977	27	24.2	654
5. Thomas Bailey	1991	24	24.6	591
6. James Brooks	1979	21	27.5	577
7. Robert Baker	1995	25	21.0	525
8. Brent Fullwood	1984	22	23.1	509
9. Thomas Bailey	1993	26	19.4	504
10. Demond Washington	2009	16	31.1	497

2010 AUBURN SINGLE SEASON RECORDS UPDATE

SEC Single-Season Records Update

Total Offense

Player	Season	Rush	Pass	Total
1. Cam Newton (AU)	2010	1473	2854	4327
2. Tim Tebow (UF)	2007	895	3286	4181
3. Tim Couch (UK)	1998	-124	4275	4151
4. Rex Grossman (UF)	2001	8	3896	3904
5. Jared Lorenzen (UK)	2000	140	3687	3827
6. Peyton Manning (UT)	1997	-30	3819	3789
7. Tim Couch (UK)	1997	-125	3884	3759
8. Ryan Mallett (AR)	2009	-29	3624	3595
9. Eli Manning (OM)	2003	-28	3600	3572
10. Ryan Mallett (AR)	2010	-146	3592	3546

Kickoff Return Yardage

Player	Year	Ret	Avg	Yards
1. Demond Washington (AU)	2010	46	24.3	1117
2. Warren Norman (VU)	2009	40	26.3	1050
3. Dennis Johnson (AR)	2009	40	25.8	1031
4. Leon Berry (MSU)	2009	38	26.7	1015
5. Brandon Boykin (UGA)	2009	38	26.0	988

Touchdowns Responsible For (Scored & Passed For)

Player	Season	Scored	Passed	TD
1. Tim Tebow (UF)	2007	23	32	55
2. Cam Newton (AU)	2010	21	30	51
3. Andre Woodson (UK)	2007	3	40	43
4. Tim Tebow (UF)	2008	12	30	42
5. Danny Wuerffel (UF)	1996	2	39	41
6. Tim Couch (UK)	1997	3	37	40
7. Peyton Manning (UT)	1997	3	36	39
Rex Grossman (UF)	2001	5	34	39
9. Danny Wuerffel (UF)	1995	2	35	37
Tim Couch (UK)	1998	1	36	37

Rushing Yardage

Player	Year	Att	Yards
1. Herschel Walker (UGA)	1981	385	1891
2. Darren McFadden (AR)	2007	325	1830
3. Bo Jackson (AU)	1985	278	1786
4. Herschel Walker (UGA)	1982	335	1752
5. Charles Alexander (LSU)	1977	311	1686
6. Darren McFadden (AR)	2006	284	1647
7. Herschel Walker (UGA)	1980	274	1616
8. Moe Williams (UK)	1995	294	1600
9. Emmitt Smith (UF)	1989	284	1599
10. Rudi Johnson (AU)	2000	324	1567
11. Garrison Hearst (UGA)	1992	228	1547
12. Cam Newton (AU)	2010	264	1473
13. Bobby Humphrey (UA)	1986	236	1471
14. Travis Stephens (UT)	2001	291	1464
15. Jay Graham (UT)	1995	272	1438

Rushing Touchdowns

Player	Year	TD
1. Tim Tebow (UF)	2007	23
2. Cam Newton (AU)	2010	20
3. Garrison Hearst (UGA)	1992	19
Shaun Alexander (UA)	1999	19
LaBrandon Toefield (LSU)	2001	19

Scoring

Player	Year	TD	FG	PAT	Pts
1. Colt David (LSU)	2007	1	26	63	147
2. Shaun Alexander (UA)	1999	24	0	0	144
3. Tim Tebow (UF)	2007	23	0	0	138
4. Billy Bennett (UGA)	2003	0	31	38	131
5. Billy Bennett (UGA)	2002	0	26	52	130
6. Cam Newton (AU)	2010	21	0	0	126
Garrison Hearst (UGA)	1993	21	0	0	126
8. Jonathan Nichols (OM)	2003	0	25	49	125
9. Wes Byrum (AU)	2010	0	17	72	123
10. Jackie Parker (MSU)	1952	16	0	24	120
Herschel Walker (UGA)	1981	20	0	0	120
Reggie Cobb (UT)	1987	20	0	0	120

2010 AUBURN FOOTBALL GAME NOTES

TEAM SINGLE-SEASON RECORDS

Passing Yardage

1. 3282 (1997)
2. 3086 (2004)
3. **3002 (2010)**
4. 2891 (1995)
5. 2885 (1970)
6. 2589 (2005)
7. 2857 (2009)
8. 2574 (1996)
9. 2499 (2003)
10. 2493 (1999)

Pass Completion Pct.

1. 68.5 (2004)
2. **65.5 (2010)**
3. 65.4 (1987)
4. 62.5 (2003)
5. 62.1 (1995)
6. 60.6 (2006)
7. 60.4 (1993)
8. 60.3 (1988)
9. 59.9 (2009)
10. 58.8 (2000)

Passing Touchdowns

1. **31 (2010)**
2. 25 (2009)
- 25 (2004)
4. 24 (1971)
5. 19 (2005)
- 19 (1996)
- 19 (1995)
- 19 (1999)
9. 18 (2002)
- 18 (1997)
- 18 (1969)

Rushing Yards

1. **3987 (2010)**
2. 3438 (1985)
3. 3279 (1979)
4. 3231 (1983)
5. 3087 (1974)
6. 3086 (1984)
7. 2804 (1978)
8. 2756 (2009)
9. 2739 (1982)
10. 2732 (1980)

Rushing Yards/Game

1. 312.5 (1985)
2. 298.1 (1979)
3. 293.4 (1983)
4. **284.8 (2010)**
5. 280.6 (1974)
6. 257.2 (1984)
7. 254.9 (1978)
8. 249.0 (1982)
9. 248.4 (1980)
10. 244.3 (1986)

Rushing Attempts

1. 673 (1984)
2. **652 (2010)**
3. 647 (1974)
4. 644 (1978)
5. 625 (1981)
6. 620 (1985)
7. 610 (1980)
8. 600 (1983)
- 600 (1977)
10. 582 (1982)

Rushing Touchdowns

1. **41 (2010)**
2. 36 (1985)
3. 35 (1995)
- 35 (1986)
5. 33 (1984)
6. 32 (2003)
- 32 (2002)
8. 31 (1979)
9. 30 (1988)
10. 28 (2005)
- 28 (1983)

Total Offensive Plays

1. **948 (2010)**
2. 914 (2009)
3. 911 (1984)
4. 899 (2007)
5. 864 (2003)
6. 862 (2002)
7. 861 (2004)
8. 820 (2005)
9. 816 (2000)
10. 810 (2008)

Total Offensive Yards

1. **6989 (2010)**
2. 5613 (2009)
3. 5469 (2004)
4. 5049 (1995)
5. 5038 (2002)
6. 4923 (1984)
7. 4918 (2005)
8. 4891 (2003)
9. 4850 (1970)
10. 4777 (1988)

Total Offense/Game

1. **499.2 (2010)**
2. 485.0 (1970)
3. 459.0 (1995)
4. 434.3 (1988)
5. 431.8 (2009)
6. 423.3 (1969)
7. 420.7 (2004)
8. 420.0 (1993)
9. 417.6 (1985)
10. 416.4 (1986)

Points Scored

1. **577 (2010)**
2. 433 (2009)
3. 424 (1995)
4. 420 (2004)
5. 388 (2002)
6. 386 (2005)
7. 379 (1986)
8. 366 (1996)
9. 363 (1969)
10. 359 (1994)

First Downs

1. **344 (2010)**
2. 271 (2004)
3. 266 (2009)
4. 257 (2005)
5. 256 (1995)
6. 248 (2002)
- 248 (1993)
8. 246 (2007)
- 246 (2003)
10. 244 (1984)

Rushing First Downs

1. 211 (1969)
2. 208 (1985)
3. **202 (2010)**
4. 158 (1983)
5. 157 (1974)
6. 152 (1984)
7. 140 (1979)
8. 138 (2009)
9. 137 (1986)
10. 137 (1978)

Passing First Downs

1. 135 (1995)
2. 129 (1997)
3. **126 (2010)**
4. 124 (2004)
5. 122 (2005)
6. 118 (2009)
7. 111 (1990)
8. 110 (1970)
9. 109 (1999)
10. 108 (2003)
- 108 (1971)

2010 AUBURN FOOTBALL STATISTICS

RECORD	OVERALL	HOME	AWAY	NEUTRAL
ALL GAMES	14-0	8-0	4-0	2-0
CONFERENCE	8-0	4-0	4-0	0-0
NON-CONFERENCE	6-0	4-0	0-0	2-0

DATE	OPPONENT	W/L	SCORE	ATTEND
09/04/2010	ARKANSAS STATE	W	52-25	83,441
09/09/2010	at Mississippi State*	W	17-14	54,806
09/18/2010	CLEMSON	W (OT)	27-24	87,451
09/25/2010	#12 SOUTH CAROLINA*	W	35-27	87,237
10/02/2010	ULM	W	52-3	80,759
10/09/2010	at Kentucky*	W	37-34	70,776
10/16/2010	#12 ARKANSAS*	W	65-43	87,451
10/23/2010	#6 LSU*	W	24-17	87,451
10/30/2010	at Ole Miss*	W	51-31	61,474
11/06/2010	CHATTAHOOGA	W	62-24	87,451
11/13/2010	GEORGIA*	W	49-31	87,451
11/26/2010	at #9 Alabama*	W	28-27	101,821
12/04/2010	vs. #18 South Carolina	W	56-17	75,802
01/10/2011	vs. #2 Oregon	W	22-19	78,603

TEAM STATISTICS	AU	OPP
SCORING	577	337
Points Per Game	41.2	24.1
FIRST DOWNS	344	299
Rushing	202	104
Passing	126	167
Penalty	16	28
RUSHING YARDAGE	3987	1527
Yards gained rushing	4297	1888
Yards lost rushing	310	361
Rushing Attempts	652	448
Average Per Rush	6.1	3.4
Average Per Game	284.8	109.1
TDs Rushing	41	16
PASSING YARDAGE	3002	3630
Comp-Att-Int	194-296-7	325-515-12
Average Per Pass	10.1	7.0
Average Per Catch	15.5	11.2
Average Per Game	214.4	259.3
TDs Passing	31	25
TOTAL OFFENSE	6989	5157
Total Plays	948	963
Average Per Play	7.4	5.4
Average Per Game	499.2	368.4
KICK RETURNS: #Yards	63-1482	90-1772
PUNT RETURNS: #Yards	22-136	11-50
INT RETURNS: #Yards	12-95	7-45
KICK RETURN AVERAGE	23.5	19.7
PUNT RETURN AVERAGE	6.2	4.5
INT RETURN AVERAGE	7.9	6.4
FUMBLES-LOST	20-10	21-10
PENALTIES-Yards	79-745	69-565
Average Per Game	53.2	40.4
PUNTS-Yards	42-1590	66-2665
Average Per Punt	37.9	40.4
Net punt average	35.2	36.8
TIME OF POSSESSION/Game	29:18	30:42
3RD-DOWN Conversions	86/162	68/183
3rd-Down Pct	53%	37%
4TH-DOWN Conversions	5/8	13/26
4th-Down Pct	62%	50%
SACKS BY-Yards	35-211	23-152
MISC YARDS	0	-20
TOUCHDOWNS SCORED	75	42
FIELD GOALS-ATTEMPTS	17-22	14-18
ON-SIDE KICKS	1-1	2-2
RED-ZONE SCORES	(57-66) 86%	(38-45) 84%
RED-ZONE TOUCHDOWNS	(44-66) 67%	(27-45) 60%
PAT-ATTEMPTS	(74-75) 99%	(37-39) 95%
ATTENDANCE	688692	288877
Games/Avg Per Game	8/86086	4/72219
Neutral Site Games		2/77202

SCORE BY QUARTERS	1st	2nd	3rd	4th	OT	Total
Auburn	142	180	124	128	3	577
Opponents	117	95	69	56	0	337

RUSHING	GP	Att	Gain	Loss	Net	Avg	TD	Long	Avg/G
Cam Newton	14	264	1662	189	1473	5.6	20	71	105.2
Michael Dyer	14	182	1106	13	1093	6.0	5	38	78.1
Onterio McCalebb	14	95	850	40	810	8.5	9	70	57.9
Mario Fannin	13	61	413	18	395	6.5	5	42	30.4
Terrell Zachery	14	11	89	18	71	6.5	0	31	5.1
Barrett Trotter	5	5	68	0	68	13.6	1	34	13.6
Davis Hooper	4	12	39	2	37	3.1	0	6	9.2
Neil Caudle	14	2	35	13	22	11.0	0	35	1.6
Kodi Burns	14	6	12	2	10	1.7	1	4	0.7
Clint Moseley	1	2	8	0	8	4.0	0	5	8.0
Trovon Reed	1	2	8	0	8	4.0	0	6	8.0
Anthony Morgan	9	2	7	0	7	3.5	0	5	0.8
Eric Smith	14	1	0	0	0	0.0	0	0	0.0
TEAM	7	7	0	15	-15	-2.1	0	0	-2.1
Total	14	652	4297	310	3987	6.1	41	71	284.8
Opponents	14	448	1888	361	1527	3.4	16	83	109.1

PASSING	G	Effic	Comp-Att-Int	Pct	Yds	TD	Lng	Avg/G
Cam Newton	14	182.05	185-280-7	66.1	2854	30	94	203.9
Barrett Trotter	5	126.40	6-9-0	66.7	64	0	16	12.8
Kodi Burns	14	176.56	2-5-0	40.0	42	1	22	3.0
Neil Caudle	14	452.80	1-1-0	100.0	42	0	42	3.0
TEAM	7	0.00	0-1-0	0.0	0	0	0	0.0
Total	14	180.56	194-296-7	65.5	3002	31	94	214.4
Opponents	14	133.67	325-515-12	63.1	3630	25	81	259.3

RECEIVING	G	No.	Yds	Avg	TD	Long	Avg/G
Darvin Adams	14	52	963	18.5	7	62	68.8
Terrell Zachery	14	43	605	14.1	4	80	43.2
Emory Blake	14	33	554	16.8	8	94	39.6
Mario Fannin	13	17	173	10.2	2	38	13.3
Philip Lutzenkirchen	13	15	185	12.3	5	39	14.2
Kodi Burns	14	11	177	16.1	1	35	12.6
Onterio McCalebb	14	7	86	12.3	1	23	6.1
Eric Smith	14	5	49	9.8	0	14	3.5
Quindarius Carr	14	3	103	34.3	2	48	7.4
Derek Winter	14	3	44	14.7	0	16	3.1
Cam Newton	14	2	42	21.0	1	22	3.0
DeAngelo Benton	9	1	15	15.0	0	15	1.7
Michael Dyer	14	1	9	9.0	0	9	0.6
Shaun Kitchens	9	1	-3	-3.0	0	0	-0.3
Total	14	194	3002	15.5	31	94	214.4
Opponents	14	325	3630	11.2	25	81	259.3

PUNT RETURNS	No.	Yds	Avg	TD	Long
Quindarius Carr	19	108	5.7	0	18
Darvin Adams	2	21	10.5	0	11
Antonio Goodwin	1	7	7.0	0	0
Total	22	136	6.2	0	18
Opponents	11	50	4.5	0	19

INTERCEPTIONS	No.	Yds	Avg	TD	Long
Zac Etheridge	3	52	17.3	0	33
Josh Bynes	3	33	11.0	0	33
Demond Washington	3	1	0.3	0	1
T'Sharvan Bell	1	10	10.0	1	10
Nick Fairley	1	-1	-1.0	0	0
Daren Bates	1	0	0.0	0	0
Total	12	95	7.9	1	33
Opponents	7	45	6.4	0	25

2010 AUBURN FOOTBALL STATISTICS

KICK RETURNS	No.	Yds	Avg	TD	Long
Demond Washington	46	1117	24.3	1	95
Onterio McCalebb	8	227	28.4	0	99
Eric Smith	3	20	6.7	0	11
Philip Lutzenkirchen	2	14	7.0	0	8
Craig Sanders	2	32	16.0	0	17
Ralph Spry	1	20	20.0	0	20
Anthony Morgan	1	52	52.0	0	52
Total	63	1482	23.5	1	99
Opponents	90	1772	19.7	1	98

FUMBLE RETURNS	No.	Yds	Avg	TD	Long
Zac Etheridge	1	47	47.0	1	47
Total	1	47	47.0	1	47
Opponents	1	7	7.0	0	7

SCORING	TD	FGs	PATs					Saf	Points
			Kick	Rush	Rcv	Pass	DXP		
Cam Newton	21	0-0	0-0	0-0	0	0-0	0	0	126
Wes Byrum	0	17-22	72-73	0-0	0	0-0	0	0	123
Onterio McCalebb	10	0-0	0-0	0-0	0	0-0	0	0	60
Emory Blake	8	0-0	0-0	0-0	0	0-0	0	0	48
Darvin Adams	7	0-0	0-0	0-0	0	0-0	0	0	42
Mario Fannin	7	0-0	0-0	0-0	0	0-0	0	0	42
Philip Lutzenkirchen	5	0-0	0-0	0-0	0	0-0	0	0	30
Michael Dyer	5	0-0	0-0	0-0	0	0-0	0	0	30
Terrell Zachery	4	0-0	0-0	0-0	0	0-0	0	0	24
Kodi Burns	2	0-0	0-0	0-0	0	0-0	0	0	12
Quindarius Carr	2	0-0	0-0	0-0	0	0-0	0	0	12
Demond Washington	1	0-0	0-0	0-0	0	0-0	0	0	6
Barrett Trotter	1	0-0	0-0	0-0	0	0-0	0	0	6
T'Sharvan Bell	1	0-0	0-0	0-0	0	0-0	0	0	6
Zac Etheridge	1	0-0	0-0	0-0	0	0-0	0	0	6
Cody Parkey	0	0-0	2-2	0-0	0	0-0	0	0	2
Mike Blanc	0	0-0	0-0	0-0	0	0-0	0	1	2
Total	75	17-22	74-75	0-0	0	0-0	0	1	577
Opponents	42	14-18	37-39	1-1	2	2-2	0	0	337

TOTAL OFFENSE	G	Plays	Rush	Pass	Total	Avg/G
Cam Newton	14	544	1473	2854	4327	309.1
Michael Dyer	14	182	1093	0	1093	78.1
Onterio McCalebb	14	95	810	0	810	57.9
Mario Fannin	13	61	395	0	395	30.4
Barrett Trotter	5	14	68	64	132	26.4
Terrell Zachery	14	11	71	0	71	5.1
Neil Caudle	14	3	22	42	64	4.6
Kodi Burns	14	11	10	42	52	3.7
Davis Hooper	4	12	37	0	37	9.2
Trovon Reed	1	2	8	0	8	8.0
Clint Moseley	1	2	8	0	8	8.0
Anthony Morgan	9	2	7	0	7	0.8
TEAM	7	8	-15	0	-15	-2.1
Total	14	948	3987	3002	6989	499.2
Opponents	14	963	1527	3630	5157	368.4

FIELD GOALS	FGM-FGA	Pct	01-19	20-29	30-39	40-49	50-59	Lg	Blk
Wes Byrum	17-22	77.3	3-3	6-7	5-8	3-3	0-1	48	1

FG SEQUENCE	Auburn	OPPONENTS
Arkansas St.	(24)	(26),(41)
Mississippi State	(34),37	-
Clemson	(35),(39)	(42),32
South Carolina	52,23	-
ULM	(19)	(35)
Kentucky	(38),(19),(24)	(29),(35)
Arkansas	(43),(26),(28)	-
LSU	(42),39	(48)
Ole Miss	(25),(35),(48)	(32)
Chattanooga	-	42,(37)
Georgia	-	(28)
Alabama	-	(20),(32)
South Carolina	36	51,42,(33)
Oregon	(28),(19)	(26)

Numbers in (parentheses) indicate field goal was made.

PUNTING	No.	Yds	Avg	Long	TB	FC	I20	Blkd
Ryan Shoemaker	32	1254	39.2	51	3	12	10	0
Steven Clark	9	314	34.9	42	0	5	2	0
Cam Newton	1	22	22.0	22	0	0	0	0
Total	42	1590	37.9	51	3	17	12	0
Opponents	66	2665	40.4	56	5	17	20	1

KICKOFFS	No.	Yds	Avg	TB	OB	Retn	Net	YdLn
Wes Byrum	64	4230	66.1	5	1			
Cody Parkey	35	2211	63.2	2	0			
Total	99	6441	65.1	7	1	1772	45.7	24
Opponents	68	4272	62.8	5	0	1482	39.6	30

ALL PURPOSE	G	Rush	Rec	PR	KOR	IR	Tot	Avg/G
Cam Newton	14	1473	42	0	0	0	1515	108.2
Onterio McCalebb	14	810	86	0	227	0	1123	80.2
Demond Washington	14	0	0	0	1117	1	1118	79.9
Michael Dyer	14	1093	9	0	0	0	1102	78.7
Darvin Adams	14	0	963	21	0	0	984	70.3
Terrell Zachery	14	71	605	0	0	0	676	48.3
Mario Fannin	13	395	173	0	0	0	568	43.7
Emory Blake	14	0	554	0	0	0	554	39.6
Quindarius Carr	14	0	103	108	0	0	211	15.1
Philip Lutzenkirchen	13	0	185	0	14	0	199	15.3
Kodi Burns	14	10	177	0	0	0	187	13.4
Eric Smith	14	0	49	0	20	0	69	4.9
Barrett Trotter	5	68	0	0	0	0	68	13.6
Anthony Morgan	9	7	0	0	52	0	59	6.6
Zac Etheridge	14	0	0	0	0	52	52	3.7
Derek Winter	14	0	44	0	0	0	44	3.1
Davis Hooper	4	37	0	0	0	0	37	9.2
Josh Byner	14	0	0	0	0	33	33	2.4
Craig Sanders	13	0	0	0	32	0	32	2.5
Neil Caudle	14	22	0	0	0	0	22	1.6
Ralph Spry	1	0	0	0	20	0	20	20.0
DeAngelo Benton	9	0	15	0	0	0	15	1.7
T'Sharvan Bell	11	0	0	0	0	10	10	0.9
Trovon Reed	1	8	0	0	0	0	8	8.0
Clint Moseley	1	8	0	0	0	0	8	8.0
Antonio Goodwin	14	0	0	7	0	0	7	0.5
Nick Fairley	14	0	0	0	0	-1	-1	-0.1
Shaun Kitchens	9	0	-3	0	0	0	-3	-0.3
TEAM	7	-15	0	0	0	0	-15	-2.1
Total	14	3987	3002	136	1482	95	8702	621.6
Opponents	14	1527	3630	50	1772	45	7024	501.7

2010 AUBURN FOOTBALL STATISTICS

Defensive Statistics

DEFENSIVE LEADERS	GP	Tackles			TFL/Yds	Sacks	Pass Def			Fumbles		Blkd Kick	Saf
		Solo	Asst	Total			No-Yards	Int-Yds	BrUp	QBH	Rcv-Yds		
17 Josh Bynes	14	36	37	73	5.5-16	1.0-7	3-33	5	8		1		
4 Zac Etheridge	14	41	28	69	1.5-3		3-52	4		1-47			
15 Neiko Thorpe	14	45	19	64	0.5-1			9					
46 Craig Stevens	12	30	32	62	3.5-8	0.5-1		1	3	1-0	1		
90 Nick Fairley	14	36	24	60	24.0-106	11.5-74	1-1		21	2-0	2		
26 Mike McNeil	14	39	17	56				2	2				
14 Demond Washington	14	47	8	55	6.5-18	1.0-10	3-1	3	1	1-0			
25 Daren Bates	12	31	17	48	1.0-1		1-0		7		2		
22 T'Sharvan Bell	11	29	9	38	3.5-7	1.0-4	1-10	4		1-0			
21 Eltoro Freeman	12	22	15	37	4.0-10	1.0-3			1				
2 Aairon Savage	7	27	10	37	1.0-1			1					
45 Antoine Carter	13	19	14	33	11.0-54	4.5-35		2	17		2		
98 Zach Clayton	14	18	10	28	8.0-25	1.0-2		1	8				
35 Jonathan Evans	13	16	11	27	1.0-1								
93 Mike Blanc	14	14	12	26	4.5-15	2.5-14		1	5	1-0		1	
12 Demetruce McNeal	13	17	7	24				1			1		
94 Nosa Eguae	14	14	8	22	7.5-28	3.5-22			5				
49 Michael Goggans	14	9	13	22	5.0-9	1.5-1			2		1		
11 Chris Davis	14	14	5	19				3					
55 Corey Lemonier	14	11	6	17	5.0-23	2.0-13			6		1		
5 Jake Holland	9	7	5	12	2.0-4	1.0-3		1	1	1-0			
95 Dee Ford	13	7	4	11	2.0-16	2.0-16			4				
80 Emory Blake	14	8	3	11									
16 Ikeem Means	14	6	4	10									
33 Jessel Curry	6	3	6	9					2				
13 Craig Sanders	13	7	1	8	1.0-6	1.0-6							
8 Anthony Morgan	9	6	2	8							1		
54 Jeffrey Whitaker	14	4	3	7					2				
51 Watson Downs	2	5	1	6									
92 Kenneth Carter	8	5	1	6	1.0-5				3	1-0			
20 Drew Cole	11	6		6									
19 Ryan White	7	5	1	6				1					
4 Shaun Kitchens	9	4	1	5									
32 Eric Smith	14	3	2	5									
40 Chris Humphries	9	2	2	4						1-0			
58 Harris Gaston	9	3		3					1				
74 Jamar Travis	14	3		3									
24 Ryan Smith	14	3		3									
97 Derrick Lykes	3	2	1	3									
89 Darvin Adams	14	2		2									
18 Wes Byrum	14		1	1									
48 Woody Parramore	2	1		1									
36 Cody Parkey	7	1		1									
81 Terrell Zachery	14	1		1									
18 Kodi Burns	14	1		1									
2 Cam Newton	14	1		1									
75 Brandon Mosley	14	1		1									
28 Wade Christopher	6	1		1									
6 Antonio Goodwin	14										1		
Total	14	613	340	953	99-357	35-211	12-95	39	99	10-47	12	2	1
Opponents	14	627	314	941	74.0-290	23-152	7-45	28	50	10-7	13	1	

Special Teams Tackles

SPECIAL TEAMS	Tackles			SPECIAL TEAMS	Tackles		
	Solo	Asst	Total		Solo	Asst	Total
12 Demetruce McNeal	13	2	15	24 Ryan Smith	3	0	3
35 Jonathon Evans	7	4	11	14 Demond Washington	2	0	2
26 Mike McNeil	7	2	9	58 Harris Gaston	2	0	2
80 Emory Blake	6	3	9	89 Darvin Adams	2	0	2
13 Craig Sanders	6	1	7	40 Chris Humphries	1	1	2
15 Neiko Thorpe	5	1	6	46 Craig Stevens	1	1	2
16 Ikeem Means	3	3	6	33 Jessel Curry	1	0	1
11 Chris Davis	5	0	5	36 Cody Parkey	1	0	1
4 Shaun Kitchens	4	1	5	51 Watson Downs	1	0	1
32 Eric Smith	3	2	5	74 Jamar Travis	1	0	1
20 Drew Cole	4	0	4	8 Anthony Morgan	0	1	1
22 T'Sharvan Bell	2	1	3	18 Wes Byrum	0	1	1

2010 SCORING SUMMARIES

Plays	Yards	TOP	Qtr	Scoring Play
ARKANSAS STATE				
6	58	1:51	1	K. Burns 3-yard run
1	36	0:06	1	M. Fannin 36-yard pass from C. Newton
4	65	1:26	2	C. Newton 2-yard run
3	65	0:47	2	Q. Carr 48-yard pass from C. Newton
2	69	0:45	2	C. Newton 71-yard run
4	69	1:01	3	M. Fannin 38-yard pass from C. Newton
8	55	2:45	3	W. Byrum 24-yard field goal
9	71	4:07	4	M. Dyer 2-yard run
MISSISSIPPI STATE				
8	68	3:38	1	E. Blake 39-yard pass from C. Newton
8	50	3:44	2	D. Adams 12-yard pass from C. Newton
7	28	2:56	2	W. Byrum 34-yard field goal
CLEMSON				
6	53	1:14	2	W. Byrum 34-yard field goal
6	61	2:45	3	O. McCalebb 12-yard run
8	72	2:44	3	D. Adams 8-yard pass from C. Newton
2	83	0:38	3	T. Zachery 78-yard pass from C. Newton
4	4	--	OT	W. Byrum 39-yard field goal
SOUTH CAROLINA				
5	80	2:08	1	C. Newton 54-yard run
12	76	5:30	2	C. Newton 3-yard run
11	80	3:46	3	C. Newton 4-yard run
4	26	1:10	4	P. Lutzenkirchen 7-yard pass from C. Newton
9	53	3:53	4	E. Blake 12-yard pass from C. Newton
ULM				
2	65	0:32	1	O. McCalebb 50-yard run
2	97	0:42	1	E. Blake 94-yard pass from C. Newton
8	48	2:22	1	W. Byrum 19-yard field goal
9	66	3:19	2	M. Dyer 3-yard run
4	49	1:41	2	Q. Carr 16-yard pass from C. Newton
6	21	2:22	3	P. Lutzenkirchen 5-yard pass from C. Newton
9	56	4:40	4	M. Fannin 2-yard run
5	41	2:18	4	B. Trotter 18-yard run
KENTUCKY				
9	78	4:58	1	C. Newton 16-yard run
8	80	3:17	1	C. Newton 8-yard run
6	80	2:40	2	C. Newton 5-yard run
6	31	1:22	2	W. Byrum 38-yard field goal
9	80	3:46	2	C. Newton 3-yard run
10	73	4:39	4	W. Byrum 19-yard field goal
19	86	7:22	4	W. Byrum 24-yard field goal
ARKANSAS				
6	53	2:24	1	C. Newton 5-yard run
9	66	3:32	2	W. Byrum 43-yard field goal
7	71	3:15	2	M. Fannin 4-yard run
3	25	0:32	2	O. McCalebb 13-yard run
6	71	1:06	2	W. Byrum 26-yard field goal
12	69	4:16	3	W. Byrum 28-yard field goal
3	1	1:30	3	C. Newton 1-yard run
7	68	2:25	4	E. Blake 15-yard pass from C. Newton
--	--	--	4	Z. Etheridge 47-yard fumble return
2	7	0:53	4	C. Newton 3-yard run
2	47	0:54	4	M. Dyer 38-yard run

Plays	Yards	TOP	Qtr	Scoring Play
LSU				
6	54	2:01	1	C. Newton 1-yard run
10	42	4:17	2	W. Byrum 42-yard field goal
3	91	1:38	3	C. Newton 49-yard run
3	90	1:05	4	O. McCalebb 70-yard run
OLE MISS				
6	71	2:22	1	C. Newton 20-yard pass from K. Burns
3	77	0:55	1	O. McCalebb 68-yard run
15	80	6:07	2	W. Byrum 25-yard field goal
12	98	4:37	2	D. Adams 24-yard pass from C. Newton
--	--	--	2	D. Washington 95-yard kickoff return
7	23	1:11	2	W. Byrum 35-yard field goal
7	41	3:20	3	W. Byrum 48-yard field goal
4	67	2:02	3	M. Dyer 30-yard run
10	81	6:18	4	T. Zachery 10-yard pass from C. Newton
CHATTANOOGA				
2	62	0:30	1	D. Adams 30-yard pass from C. Newton
6	74	1:38	1	E. Blake 20-yard pass from C. Newton
11	63	3:34	1	C. Newton 1-yard run
3	50	0:35	1	D. Adams 39-yard pass from C. Newton
2	83	0:46	2	T. Zachery 80-yard pass from C. Newton
1	49	0:17	2	O. McCalebb 49-yard run
5	68	1:11	2	M. Dyer 37-yard run
4	50	1:40	3	M. Fannin 13-yard run
1	42	0:29	4	M. Fannin 42-yard run
GEORGIA				
5	80	2:24	1	C. Newton 31-yard run
8	62	3:34	2	O. McCalebb 4-yard run
9	73	3:00	2	P. Lutzenkirchen 18-yard pass from C. Newton
9	59	4:12	3	O. McCalebb 2-yard run
7	81	2:50	3	O. McCalebb 4-yard run
13	79	6:55	4	P. Lutzenkirchen 13-yard pass from C. Newton
7	27	2:57	4	C. Newton 1-yard run
ALABAMA				
8	80	2:53	2	E. Blake 36-yard pass from C. Newton
2	69	0:56	3	T. Zachery 70-yard pass from C. Newton
8	75	3:14	3	C. Newton 1-yard run
11	67	4:10	4	P. Lutzenkirchen 7-yard pass from C. Newton
SOUTH CAROLINA				
4	77	1:40	1	O. McCalebb 12-yard pass from C. Newton
12	74	4:22	1	C. Newton 5-yard run
4	76	0:51	1	D. Adams 54-yard pass from C. Newton
2	59	0:16	2	D. Adams 51-yard pass from C. Newton
7	75	2:09	3	C. Newton 1-yard run
--	--	--	3	T. Bell 10-yard interception return
13	91	7:11	4	E. Blake 7-yard pass from C. Newton
9	81	5:26	4	M. Fannin 6-yard run
OREGON				
8	82	2:08	2	K. Burns 35-yard pass from C. Newton
--	--	--	2	M. Blanc safety
6	66	1:34	2	E. Blake 30-yard pass from C. Newton
9	60	3:24	3	W. Byrum 28-yard field goal
7	73	2:27	4	W. Byrum 19-yard field goal

Average Scoring Drive: Plays: 6.6 Yards: 62.6 Time: 2:36

Miscellaneous Statistics

Average Time of Possession (by Quarter)

	1	2	3	4	Total
AUBURN	6:09	7:35	7:30	8:02	29:17
Opponent	8:50	7:24	7:29	6:57	30:42

Third Down Conversions (by Quarter)

	1	2	3	4/OT	Total
AUBURN	18 of 33	25 of 48	18 of 38	25 of 43	86 of 162
Pct.	54.5	52.1	47.4	58.1	53.1
Opponents	20 of 43	26 of 53	10 of 43	12 of 44	68 of 183
Pct.	46.5	49.1	23.3	27.3	37.2

Third Down Conversions (by Yardage)

Yards to go	1-3	4-6	7-10	11+	Total
AUBURN	39 of 56	24 of 36	16 of 37	7 of 33	86 of 162
Pct.	69.6	66.7	43.2	21.2	53.1
Opponents	28 of 40	18 of 49	16 of 63	6 of 31	68 of 183
Pct.	70.0	36.7	25.4	19.4	37.2

Turnovers

Takeaways — 22, Giveaways — 17
 Difference — +5
 Points Off TOs — AU 97, Opp. 52
 Points Off TOs/Game — AU 6.9, Opp. 3.7

Kickoffs

Kickoffs — 99
 Byrum — 64 KO, 5 TB, 1 OB
 Parkey — 35 KO, 2 TB, 0 OB
 Touchbacks — 7
 Out of Bounds — 1
 Opp. Returns — 90 for 1772 yards (19.7)
 On-side kicks — 1-for-1

Red Zone

AU Scores/Times in Red Zone: 57/66 (.864)
 AU TDs/Times in Red Zone: 44/66 (.667)
 Scores (57): 44 TD, 13 FG
 Non-Scores (9): 4 Half, 3 FGA, INT, Downs
 Opp. Scores/Times in Red Zone: 38/45 (.844)
 Opp. TDs/Times in Red Zone: 27/45 (.600)
 Scores (38): 27 TD, 11 FG
 Non-Scores (7): 3 INT, 2 FGA, 1 Fumble, 1 Downs

2010 GAME-BY-GAME TEAM STATISTICS

Game	Score	First Downs		Rushing No-Yds-TD	Passing		Total Off. Pl-Yds	Punts No-Avg	Fum. F/L	Penalties No-Yds	3rd Dns	Time of Poss
		Tot	Ru-Pa-Pe		C-A-I	Yds TD						
Arkansas State at Auburn	26 52	22 23	4-17-1 16-7-0	35-43-2 49-367-4	33-49-0 11-16-0	323 1 241 3	84-366 65-608	8-38.6 4-39.2	1/0 2/2	5-28 7-60	5-18 5-10	34:23 25:37
at Mississippi State Auburn	14 17	16 21	7-8-1 14-7-0	33-117-2 46-190-0	16-35-1 12-21-1	129 0 158 2	68-246 67-348	7-41.6 4-39.2	2/1 2/1	2-25 4-35	5-15 6-14	28:12 31:48
Clemson at Auburn	24 27	27 17	11-13-3 9-7-1	47-187-1 47-221-1	20-34-0 7-14-2	220 2 203 2	81-407 61-424	7-41.3 6-40.2	1/0 0/0	5-50 10-97	5-15 5-13	34:20 25:40
South Carolina at Auburn	27 35	20 29	5-14-1 20-8-1	28-79-1 57-334-3	19-29-2 16-21-0	305 3 158 2	57-384 78-492	3-48.0 2-34.0	2/2 3/2	5-37 6-41	4-8 7-12	28:52 31:08
Louisiana-Monroe at Auburn	3 52	20 22	5-14-1 11-11-0	33-38-0 33-233-4	29-41-1 17-24-1	232 0 272 3	74-270 57-505	4-38.0 1-22.0	4/3 0/0	7-55 2-15	6-15 4-8	36:52 23:08
at Kentucky Auburn	34 37	24 27	8-12-4 16-9-2	30-110-2 52-311-4	24-29-0 13-21-1	226 2 210 0	59-336 73-521	3-44.3 2-34.0	2/1 4/0	2-20 8-87	3-8 5-9	28:14 31:46
Arkansas at Auburn	43 65	30 25	9-19-2 15-7-3	28-138-1 49-330-6	35-49-2 10-15-0	428 5 140 1	77-566 64-470	3-31.0 2-39.5	1/1 0/0	6-70 8-68	4-11 2-7	32:33 27:27
LSU at Auburn	17 24	18 25	13-3-2 18-6-1	37-115-1 52-440-3	16-30-1 10-16-0	128 1 86 0	67-243 68-526	6-50.3 3-37.3	2/0 1/1	4-24 7-45	6-15 6-12	27:47 32:13
at Ole Miss Auburn	31 51	17 28	7-8-2 17-11-0	31-218-3 46-343-2	20-33-1 19-25-0	189 1 229 3	64-407 71-572	5-40.2 1-36.0	1/0 1/1	1-5 4-36	6-14 9-13	26:46 33:14
Chattanooga at Auburn	24 62	22 26	8-11-3 14-11-1	30-101-1 31-303-5	23-43-0 16-23-0	233 1 325 4	73-334 54-628	6-34.0 2-28.0	1/0 2/0	5-54 6-67	7-16 5-8	37:02 22:58
Georgia at Auburn	31 49	17 28	5-10-2 17-7-4	24-81-1 57-315-5	15-28-0 12-16-1	273 3 148 2	52-354 73-463	2-39.0 2-42.5	1/0 0/0	10-89 6-73	4-9 10-14	25:45 34:15
at Alabama Auburn	27 28	23 17	8-14-1 7-10-0	30-69-1 41-108-1	27-41-0 13-20-0	377 2 216 3	71-446 61-324	4-33.8 7-38.7	2/2 2/1	7-40 2-30	3-12 4-13	33:01 26:59
vs. South Carolina Auburn	17 56	20 28	9-9-2 14-12-2	30-156-0 42-238-3	20-33-2 18-29-0	193 2 351 4	63-349 71-589	3-50.0 1-36.0	0/0 1/1	4-31 4-44	5-12 9-12	28:59 31:01
vs. Oregon Auburn	19 22	23 28	5-16-2 14-13-1	32-75-0 50-254-0	28-41-2 20-35-1	374 2 265 2	73-449 85-519	5-36.8 5-40.4	1/0 2/1	6-37 5-47	5-15 9-17	27:03 32:57

2010 Starting Lineups Offense

	WR	WR	LT	LG	C	RG	RT	WR	HB	QB	TB
ARKANSAS STATE	Zachery	Burns	Ziemba	Berry	Pugh	Isom	Greene	Adams	Smith	Newton	McCalebb
at Mississippi State	Zachery	Burns	Ziemba	Berry	Pugh	Isom	Greene	Adams	Blake (WR)	Newton	Fannin
CLEMSON	Zachery	Burns	Ziemba	Berry	Pugh	Isom	Greene	Adams	Blake (WR)	Newton	Dyer
SOUTH CAROLINA	Zachery	Burns	Ziemba	Berry	Pugh	Isom	Mosley	Adams	Lutzenkirchen	Newton	Dyer
LOUISIANA-MONROE	Zachery	Burns	Ziemba	Berry	Pugh	Isom	Mosley	Adams	Blake (WR)	Newton	Dyer
at Kentucky	Fannin (RB)	Burns	Ziemba	Berry	Pugh	Isom	Mosley	Adams	Lutzenkirchen	Newton	McCalebb
ARKANSAS	Zachery	Burns	Ziemba	Berry	Pugh	Isom	Mosley	Adams	Blake (WR)	Newton	Fannin
LSU	Fannin (RB)	Burns	Ziemba	Berry	Pugh	Isom	Mosley	Adams	Lutzenkirchen	Newton	Dyer
at Ole Miss	Zachery	Burns	Ziemba	Berry	Pugh	Isom	Mosley	Adams	Blake (WR)	Newton	McCalebb
CHATTANOOGA	Zachery	Burns	Ziemba	Berry	Pugh	Isom	Mosley	Adams	Blake (WR)	Newton	Dyer
GEORGIA	Zachery	Burns	Ziemba	Berry	Pugh	Isom	Mosley	Adams	Smith	Newton	Dyer
at Alabama	Carr	Burns	Ziemba	Berry	Pugh	Isom	Mosley	Smith (RB)	Lutzenkirchen	Newton	Dyer
vs. South Carolina	Zachery	Burns	Ziemba	Berry	Pugh	Isom	Mosley	Adams	Smith	Newton	Dyer
vs. Oregon	Zachery	Burns	Ziemba	Berry	Pugh	Isom	Mosley	Smith (RB)	Lutzenkirchen	Newton	McCalebb

Defense

	LE	DT	DT	RE	LB	LB	LB	CB	S	S	CB
LOUISIANA TECH	Carter	Fairley	Clayton	Goggans	Freeman	Bynes	Bates	Washington	Etheridge	Savage	Thorpe
at Mississippi State	Carter	Fairley	Clayton	Goggans	Freeman	Bynes	Bates	Washington	Etheridge	Savage	Thorpe
CLEMSON	Carter	Fairley	Clayton	Goggans	Stevens	Bynes	Bates	Washington	Etheridge	Savage	Thorpe
SOUTH CAROLINA	Carter	Fairley	Clayton	Eguae	Stevens	Bynes	Bates	Washington	Etheridge	Savage	Thorpe
LOUISIANA-MONROE	Eguae	Fairley	Clayton	Ford	Stevens	Bynes	Bates	Washington	Etheridge	Savage	Bell
at Kentucky	Carter	Fairley	Clayton	Eguae	Stevens	Bynes	Bates	Washington	Etheridge	Savage	Thorpe
ARKANSAS	Carter	Fairley	Clayton	Eguae	Stevens	Bynes	Bates	Washington	Etheridge	Savage	Thorpe
LSU	Carter	Fairley	Clayton	Eguae	Stevens	Bynes	Bates	Washington	Etheridge	McNeil	Thorpe
at Ole Miss	Carter	Fairley	Clayton	Eguae	Stevens	Bynes	Evans	Washington	Etheridge	McNeil	Thorpe
CHATTANOOGA	Lemonier	Fairley	Clayton	Eguae	Stevens	Bynes	Freeman	Washington	Etheridge	McNeil	Thorpe
GEORGIA	Carter	Fairley	Clayton	Eguae	Stevens	Bynes	Bates	Washington	Etheridge	McNeil	Thorpe
at Alabama	Carter	Fairley	Clayton	Eguae	Stevens	Bynes	Freeman	Washington	Etheridge	McNeil	Thorpe
vs. South Carolina	Carter	Fairley	Clayton	Eguae	Stevens	Bynes	Freeman	Bell	Etheridge	McNeil	Thorpe
vs. Oregon	Carter	Fairley	Clayton	Eguae	Stevens	Bynes	Bell (DB)	Washington	Etheridge	McNeil	Thorpe

2010 GAME-BY-GAME INDIVIDUAL STATISTICS

Rushing

<u>No.-Yds, TD</u>	<u>#5 Dyer</u>	<u>#27 Fannin</u>	<u>#23 McCalebb</u>	<u>#2 Newton</u>	<u>#81 Zachery</u>
ARKANSAS STATE	14-95, 1	3-14, 0	9-76, 0	15-171, 2	1-(-6), 0
at Mississippi State	9-48, 0	5-6, 0	12-68, 0	18-70, 0	0-0, 0
CLEMSON	16-69, 0	DNP	10-81, 1	17-68, 0	2-(-5), 0
SOUTH CAROLINA	23-100, 0	1-5, 0	7-55, 0	25-176, 3	0-0, 0
LOUISIANA-MONROE	7-22, 1	10-89, 1	4-56, 1	1-(-11), 0	1-17, 0
at Kentucky	9-56, 0	8-50, 0	5-9, 0	28-198, 4	1-0, 0
ARKANSAS	6-53, 1	14-60, 1	4-29, 1	25-188, 3	0-0, 0
LSU	15-100, 0	3-29, 0	4-84, 1	28-217, 2	1-12, 0
at Ole Miss	21-180, 1	2-16, 0	9-99, 1	11-45, 0	1-14, 0
CHATTANOOGA	4-76, 1	8-96, 2	2-55, 1	8-24, 1	1-10, 0
GEORGIA	13-60, 0	1-2, 0	12-71, 3	30-151, 2	1-31, 0
at Alabama	9-27, 0	0-0, 0	8-50, 0	22-39, 1	1-(-5), 0
vs. South Carolina	14-64, 0	6-28, 1	3-30, 0	14-73, 2	1-3, 0
vs. Oregon	22-143, 0	0-0, 0	6-47, 0	22-64, 0	0-0, 0

Receiving

<u>No.-Yds, TD</u>	<u>#89 Adams</u>	<u>#80 Blake</u>	<u>#18 Burns</u>	<u>#27 Fannin</u>	<u>#81 Zachery</u>
ARKANSAS STATE	2-58, 0	0-0, 0	0-0, 0	4-65, 2	1-9, 0
at Mississippi State	3-38, 1	2-39, 1	0-0, 0	1-14, 0	4-32, 0
CLEMSON	5-118, 1	0-0, 0	0-0, 0	DNP	1-78, 1
SOUTH CAROLINA	4-45, 0	3-33, 1	0-0, 0	1-3, 0	4-49, 0
LOUISIANA-MONROE	2-25, 0	2-101, 1	0-0, 0	1-12, 0	4-50, 0
at Kentucky	5-101, 0	0-0, 0	1-33, 0	2-7, 0	3-34, 0
ARKANSAS	2-34, 0	2-28, 1	2-33, 0	3-36, 0	1-9, 0
LSU	3-33, 0	0-0, 0	1-(-2), 0	1-5, 0	3-27, 0
at Ole Miss	6-75, 1	6-88, 0	2-20, 0	0-0, 0	4-26, 1
CHATTANOOGA	4-106, 2	3-45, 1	2-26, 0	0-0, 0	7-148, 1
GEORGIA	3-30, 0	3-64, 0	0-0, 0	2-9, 0	2-14, 0
at Alabama	2-29, 0	3-39, 1	2-32, 0	1-6, 0	2-79, 1
vs. South Carolina	7-217, 2	5-63, 1	0-0, 0	0-0, 0	1-2, 0
vs. Oregon	4-54, 0	4-54, 1	1-35, 1	1-16, 0	6-48, 0

<u>No.-Yds, TD</u>	<u>#9 Carr</u>	<u>#43 Lutzenkirchen</u>	<u>#32 Smith</u>
ARKANSAS STATE	2-87, 1	0-0, 0	0-0, 0
at Mississippi State	0-0, 0	0-0, 0	1-13, 0
CLEMSON	0-0, 0	0-0, 0	1-7, 0
SOUTH CAROLINA	0-0, 0	3-22, 1	1-6, 0
LOUISIANA-MONROE	1-16, 1	4-41, 1	0-0, 0
at Kentucky	0-0, 0	1-12, 0	0-0, 0
ARKANSAS	0-0, 0	0-0, 0	0-0, 0
LSU	0-0, 0	1-6, 0	0-0, 0
at Ole Miss	0-0, 0	0-0, 0	0-0, 0
CHATTANOOGA	0-0, 0	DNP	0-0, 0
GEORGIA	0-0, 0	2-31, 2	0-0, 0
at Alabama	0-0, 0	1-7, 1	0-0, 0
vs. South Carolina	0-0, 0	1-18, 0	2-23, 0
vs. Oregon	0-0, 0	2-48, 0	0-0, 0

Passing

<u>C-A-Yds-Int, TD</u>	<u>#2 Newton</u>	<u>#14 Trotter</u>
ARKANSAS STATE	9-14-186-0, 3	1-1-13-0, 0
at Mississippi State	11-19-136-1, 2	DNP
CLEMSON	7-14-203-2, 2	DNP
SOUTH CAROLINA	16-21-158-0, 2	DNP
LOUISIANA-MONROE	14-19-245-1, 3	3-5-27-0, 0
at Kentucky	13-21-210-1, 0	DNP
ARKANSAS	10-14-140-0, 1	DNP
LSU	10-16-86-0, 0	DNP
at Ole Miss	18-24-209-0, 2	0-0-0-0, 0
CHATTANOOGA	15-21-317-0, 4	1-2-8-0, 0
GEORGIA	12-15-148-1, 2	DNP
at Alabama	13-20-216-0, 3	DNP
vs. South Carolina	17-28-335-0, 4	1-1-16-0, 0
vs. Oregon	20-34-265-1, 2	DNP

Field Goals

<u>Made. (Missed)</u>	<u>#18 Byrum</u>
ARKANSAS STATE	24
at Mississippi State	34, (37)
CLEMSON	35, 39
SOUTH CAROLINA	(52), (23)
LOUISIANA-MONROE	19
at Kentucky	38, 19, 24
ARKANSAS	43, 26, 28
LSU	42, (39)
at Ole Miss	25, 35, 48
CHATTANOOGA	--
GEORGIA	--
at Alabama	--
vs. South Carolina	(36)
vs. Oregon	28, 19

Punting

<u>No.-Avg. In 20</u>	<u>#17 Shoemaker</u>	<u>#30 Clark</u>
LOUISIANA TECH	4-39.2, 1	DNP
at Mississippi State	4-39.2, 2	DNP
CLEMSON	6-40.2, 1	DNP
SOUTH CAROLINA	2-34.0, 1	DNP
LOUISIANA-MONROE	DNP	DNP
at Kentucky	DNP	2-34.0, 0
ARKANSAS	DNP	2-39.5, 0
LSU	DNP	3-37.3, 1
at Ole Miss	DNP	1-36.0, 1
CHATTANOOGA	1-37.0, 0	1-19.0, 0
GEORGIA	2-42.5, 0	DNP
at Alabama	7-38.7, 2	DNP
vs. South Carolina	1-36.0, 0	DNP
vs. Oregon	5-40.4, 3	DNP

2010 GAME-BY-GAME INDIVIDUAL STATISTICS

Defensive Linemen

<u>Solo+Ast=Total</u>	<u>#93 Blanc</u>	<u>#45 Carter</u>	<u>#98 Clayton</u>	<u>#90 Fairley</u>	<u>#49 Goggans</u>	<u>#94 Eguae</u>
ARKANSAS STATE	1+2=3	3+1=4	0+1=1	1+3=4	0+1=1	1+1=2
at Mississippi State	0+1=1	0+5=5	1+0=1	3+2=5	0+5=5	0+0=0
CLEMSON	4+0=4	3+2=5	2+2=4	4+3=7	2+2=4	1+0=1
SOUTH CAROLINA	3+4=7	0+0=0	2+0=2	1+1=2	0+1=1	3+2=5
LOUISIANA-MONROE	0+0=0	0+0=0	1+0=1	3+1=4	1+0=0	0+1=1
at Kentucky	1+1=2	1+3=4	2+1=3	3+0=3	0+1=1	0+1=1
ARKANSAS	2+1=3	0+0=0	1+1=2	5+3=8	0+0=0	1+0=1
LSU	1+1=2	1+1=2	1+1=2	4+2=6	0+0=0	0+1=1
at Ole Miss	0+0=0	2+0=2	2+1=3	1+3=4	2+1=3	0+0=0
CHATTANOOGA	0+0=0	0+0=0	1+0=1	0+0=0	2+0=2	0+0=0
GEORGIA	0+0=0	4+0=4	1+1=2	2+2=4	0+1=1	2+0=2
at Alabama	0+0=0	3+1=4	0+2=2	3+1=4	1+0=1	0+0=0
vs. South Carolina	0+1=1	0+1=1	1+0=1	1+3=4	0+0=0	2+2=4
vs. Oregon	2+1=3	2+0=2	3+0=3	5+0=5	1+1=2	4+0=4

Linebackers

<u>Solo+Ast=Total</u>	<u>#25 Bates</u>	<u>#17 Bynes</u>	<u>#35 Evans</u>	<u>#21 Freeman</u>	<u>#5 Holland</u>	<u>#46 Stevens</u>
ARKANSAS STATE	7+3=10	3+3=6	2+2=4	3+3=6	DNP	DNP
at Mississippi State	3+0=3	3+3=6	0+1=1	6+3=9	DNP	DNP
CLEMSON	3+2=5	7+4=11	0+0=0	0+0=0	DNP	1+1=2
SOUTH CAROLINA	3+2=5	0+6=6	DNP	0+0=0	DNP	1+4=5
LOUISIANA-MONROE	0+1=1	1+1=2	2+2=4	3+0=3	3+0=3	1+2=3
at Kentucky	6+2=8	1+2=3	2+1=3	DNP	0+0=0	0+4=4
ARKANSAS	2+1=3	3+5=8	3+1=4	DNP	0+0=0	4+8=12
LSU	2+3=5	8+3=11	2+1=3	0+0=0	0+1=1	3+4=7
at Ole Miss	DNP	2+0=2	3+2=5	0+0=0	0+1=1	1+3=4
CHATTANOOGA	DNP	0+0=0	0+0=0	3+5=8	3+2=5	1+1=2
GEORGIA	1+0=1	1+2=3	2+0=2	0+0=0	0+0=0	6+3=9
at Alabama	0+0=0	3+7=10	0+0=0	6+3=9	DNP	4+2=6
vs. South Carolina	3+3=6	2+1=3	0+1=1	0+1=1	1+1=2	3+0=3
vs. Oregon	1+0=1	2+0=2	0+0=0	1+0=1	0+0=0	5+0=5

Defensive Backs

<u>Solo+Ast=Total</u>	<u>#22 Bell</u>	<u>#4 Etheridge</u>	<u>#26 McNeil</u>	<u>#2 Savage</u>	<u>#15 Thorpe</u>	<u>#14 Washington</u>
ARKANSAS STATE	0+2=2	3+1=4	2+0=2	6+1=7	3+1=4	5+1=6
at Mississippi State	0+0=0	5+1=6	0+2=2	5+1=6	2+1=3	3+1=4
CLEMSON	2+1=3	4+3=7	1+2=3	4+2=6	4+2=6	5+1=6
SOUTH CAROLINA	0+2=2	3+4=7	0+1=1	2+3=5	2+1=3	1+2=3
LOUISIANA-MONROE	4+1=5	3+0=3	3+0=3	5+0=5	2+0=2	2+0=2
at Kentucky	6+0=6	8+3=11	2+1=3	3+1=4	1+3=4	1+1=2
ARKANSAS	0+0=0	1+2=3	5+0=5	2+2=4	10+0=10	4+2=6
LSU	DNP	2+2=4	3+2=5	DNP	4+2=6	4+0=4
at Ole Miss	DNP	1+1=2	3+3=6	DNP	5+2=7	6+0=6
CHATTANOOGA	DNP	1+2=3	0+0=0	DNP	2+0=2	1+0=1
GEORGIA	3+0=3	2+1=3	2+1=3	DNP	0+0=0	2+0=2
at Alabama	3+0=3	3+3=6	4+1=5	DNP	6+6=12	5+0=5
vs. South Carolina	6+3=9	3+4=7	2+3=5	DNP	3+1=4	1+0=1
vs. Oregon	5+0=5	2+1=3	12+2=14	DNP	1+1=2	7+0=7

Others

<u>Solo+Ast=Total</u>	<u>#11 Davis</u>	<u>#95 Ford</u>	<u>#55 Lemonier</u>	<u>#12 McNeal</u>	<u>#16 Means</u>	<u>#13 Sanders</u>	<u>#54 Whitaker</u>
ARKANSAS STATE	2+0=2	0+0=0	0+1=1	0+0=0	0+0=0	3+0=3	0+1=1
at Mississippi State	1+0=1	0+0=0	1+0=1	1+0=1	2+0=2	1+0=1	0+0=0
CLEMSON	1+0=1	DNP	0+1=1	0+0=0	0+0=0	0+0=0	1+0=1
SOUTH CAROLINA	0+0=0	0+0=0	1+1=2	4+0=4	0+0=0	1+0=1	0+0=0
LOUISIANA-MONROE	2+1=3	3+1=4	3+0=3	DNP	0+0=0	0+0=0	1+0=1
at Kentucky	0+3=3	0+1=1	0+0=0	1+2=3	0+1=1	DNP	0+0=0
ARKANSAS	0+0=0	0+0=0	0+0=0	1+1=2	0+1=1	0+1=1	0+0=0
LSU	3+0=3	0+0=0	0+0=0	1+0=1	0+0=0	0+0=0	0+0=0
at Ole Miss	2+0=2	0+1=1	2+0=2	3+1=4	1+1=2	0+0=0	0+0=0
CHATTANOOGA	2+1=3	3+0=3	0+0=0	3+2=5	1+0=1	0+0=0	1+2=3
GEORGIA	0+0=0	1+0=1	0+1=1	0+0=0	0+0=0	1+0=1	0+0=0
at Alabama	0+0=0	0+0=0	0+1=1	1+0=1	0+0=0	0+0=0	0+0=0
vs. South Carolina	1+0=1	0+1=1	2+0=2	1+1=2	2+0=2	1+0=1	1+0=1
vs. Oregon	0+0=0	0+0=0	2+1=3	1+0=1	0+1=1	0+0=0	0+0=0

2010 PLAYER PARTICIPATION

Player	Pos.	2010 Games Played	2010 Starts	Career Games Played	Career Starts	Consec. Career Starts	Player	Pos.	2010 Games Played	2010 Starts	Career Games Played	Career Starts	Consec. Career Starts
Darvin Adams	WR	14	12	37	21	-	Ashton Richardson	LB	5	-	18	-	-
Daren Bates	LB	12	9	25	22	-	Craig Sanders	DE	13	-	13	-	-
T'Sharvan Bell	DB	11	3	24	3	2	Aairon Savage	S	7	7	26	22	-
DeAngelo Benton	WR	9	-	21	-	-	Ryan Shoemaker	P	9	-	22	-	-
Mike Berry	OL	14	14	45	35	32	Eric Smith	RB	14	5	37	12	4
Emory Blake	WR	14	6	25	7	-	Ryan Smith	DB	14	-	14	-	-
Mike Blanc	DL	14	-	51	17	-	Ralph Spry	WR	1	-	1	-	-
Jorell Bostrom	OL	13	-	25	-	-	Travante Stallworth	WR	3	-	13	-	-
Blake Burgess	OL	14	-	14	-	-	Craig Stevens	LB	12	12	50	45	12
Kodi Burns	QB	14	14	46	28	15	John Sullen	OL	13	-	26	1	-
Josh Bynes	LB	14	14	44	35	35	Neiko Thorpe	DB	14	13	38	27	9
Wes Byrum	K	14	-	51	-	-	Jamar Travis	DL	14	-	24	-	-
Joey Caldwell	LB	1	-	1	-	-	Barrett Trotter	QB	5	-	5	-	-
Quindarius Carr	WR	14	1	39	3	-	Demond Washington	DB	14	13	27	17	1
Antoine Carter	DE	13	11	46	19	4	Jeffrey Whitaker	DL	14	-	14	-	-
Kenneth Carter	DL	8	-	8	-	-	Ryan White	DB	7	-	7	-	-
Neil Caudle	QB	14	-	22	-	-	Derek Winter	WR	14	-	35	-	-
Wade Christopher	LB	4	-	12	-	-	Jay Wisner	WR	4	-	17	2	-
Steven Clark	P	5	-	5	-	-	Terrell Zachery	WR	14	11	40	18	2
Zach Clayton	DT	14	14	41	15	14	Lee Ziemba	OT	14	14	52	52	52
Drew Cole	DB	10	-	25	-	-							
Jared Cooper	OL	14	-	33	-	-							
Jessel Curry	LB	6	-	6	-	-							
Chris Davis	DB	14	-	14	-	-							
Watson Downs	LB	1	-	4	-	-							
Michael Dyer	RB	14	8	14	8	-							
Bart Eddins	OL	11	-	38	1	-							
Nosa Eguae	DE	14	11	14	11	11							
Zac Etheridge	SS	14	14	50	47	14							
Jonathan Evans	LB	13	1	26	2	-							
Nick Fairley	DL	14	14	27	16	15							
Mario Fannin	RB	13	4	54	16	-							
Dee Ford	DE	13	1	26	1	-							
Eltoro Freeman	LB	12	5	21	12	-							
Harris Gaston	LB	9	-	13	-	-							
Michael Goggans	DE	14	3	52	21	-							
Antonio Goodwin	WR	13	-	13	-	-							
A.J. Greene	OL	3	3	6	3	-							
Josh Harris	DS	14	-	27	-	-							
Jake Holland	LB	9	-	9	-	-							
Davis Hooper	RB	3	-	6	-	-							
Chris Humphries	DL	9	-	20	-	-							
Byron Isom	OL	14	14	37	32	22							
Shaun Kitchens	WR	9	-	9	-	-							
Corey Lemonier	DE	14	1	14	1	-							
Philip Lutzenkirchen	TE	13	4	26	5	1							
Derrick Lykes	DL	2	-	15	-	-							
Onterio McCalebb	RB	14	4	25	6	1							
Demetruce McNeal	DB	13	-	13	-	-							
Mike McNeil	DB	14	7	39	19	7							
Ikeem Means	DB	14	-	26	-	-							
Anthony Morgan	DB	9	-	20	-	-							
Clint Moseley	QB	1	-	1	-	-							
Brandon Mosley	OL	14	11	14	11	11							
Cam Newton	QB	14	14	14	14	14							
Cody Parkey	K	7	-	7	-	-							
Andrew Parmer	OL	2	-	5	-	-							
Woody Parramore	DB	1	-	2	-	-							
Philip Pierre-Louis	WR	3	-	10	-	-							
Ryan Pugh	OL	14	14	47	46	42							
Trovon Reed	WR	1	-	1	-	-							

Top Ten Career Games Played (Active)

1. Mario Fannin 54
2. Michael Goggans 52
3. Lee Ziemba 52
4. Mike Blanc 51
5. Wes Byrum 51
6. Zac Etheridge 50
7. Craig Stevens 50
8. Ryan Pugh 47
9. Antoine Carter 46
10. Kodi Burns 46

Top Ten Career Games Started (Active)

1. Lee Ziemba 52
2. Zac Etheridge 47
3. Ryan Pugh 46
4. Craig Stevens 45
5. Mike Berry 35
6. Josh Bynes 35
7. Byron Isom 32
8. Kodi Burns 28
9. Neiko Thorpe 27
10. Daren Bates 22
- Aairon Savage 22

Top Five Consecutive Starts (Active)

1. Lee Ziemba 52
2. Ryan Pugh 42
3. Josh Bynes 35
4. Mike Berry 32
5. Byron Isom 22

2010 SUPERLATIVES

Auburn Team Superlatives

Points Scored	.65	vs. Arkansas (10/16)
Low	.17	at Mississippi State (9/9)
First Downs	.29	vs. South Carolina (9/25)
Low	.17	vs. Clemson (9/18)
		at Alabama (11/26)
Rushing Plays	.57	vs. South Carolina (9/25)
Low	.31	vs. Georgia (11/13)
Net Rushing Yards	.440	vs. Chattanooga (11/6)
Low	.108	vs. LSU (10/23)
Passes Attempted	.35	at Alabama (11/26)
Low	.14	vs. Oregon (1/10)
Passes Completed	.20	vs. Clemson (9/18)
Low	.7	vs. Oregon (1/10)
Had Intercepted	.2	vs. Clemson (9/18)
Low	.0	eight times
		last vs. South Carolina (12/4)
Net Passing Yards	.351	vs. South Carolina (12/4)
Low	.86	vs. LSU (10/23)
Total Offensive Plays	.85	vs. Oregon (1/10)
Low	.54	vs. Chattanooga (11/6)
Total Net Offense	.628	vs. Chattanooga (11/6)
Low	.324	at Alabama (11/26)
Fumbles	.4	at Kentucky (10/9)
Low	.0	four times
		last vs. Georgia (11/13)
Fumbles Lost	.2	vs. Arkansas State (9/4)
Low	.0	vs. South Carolina (9/25)
		six times
		last vs. Georgia (11/13)
Penalties	.10	vs. Clemson (9/18)
Low	.2	vs. ULM (10/2)
		at Alabama (11/26)
Penalty Yards	.97	vs. Clemson (9/18)
Low	.15	vs. ULM (10/2)

Auburn Individual Superlatives

Rushing Attempts	.30	by Cam Newton vs. Georgia (11/13)
Net Rushing Yards	.217	by Cam Newton vs. LSU (10/23)
Rushing TDs	.4	by Cam Newton at Kentucky (10/9)
Pass Attempts	.34	by Cam Newton vs. Oregon (1/10)
Pass Completions	.20	by Cam Newton vs. Oregon (1/10)
Had Intercepted	.2	by Cam Newton vs. Clemson (9/18)
Net Passing Yards	.335	by Cam Newton vs. South Carolina (12/4)
Passing TDs	.4	by Cam Newton vs. Chattanooga (11/6)
		by Cam Newton vs. South Carolina (12/4)
Receptions	.7	by Terrell Zachery vs. Chattanooga (11/6)
		by Darvin Adams vs. South Carolina (12/4)
Receiving Yards	.217	by Darvin Adams vs. South Carolina (12/4)
TD Receptions	.2	four times
		last by D. Adams vs. South Carolina (12/4)
Punts	.7	by Ryan Shoemaker at Alabama (11/26)
Punt Average	.42.5	by Ryan Shoemaker vs. Georgia (11/13)
Punts Inside 20	.3	by Ryan Shoemaker vs. Oregon (1/10)
Punt Returns	.5	by Quindarius Carr vs. Arkansas St. (9/4)
Punt Return Yards	.47	by Quindarius Carr vs. Arkansas St. (9/4)
Kickoff Returns	.6	by Demond Washington vs. Georgia (11/13)
Kickoff Return Yards	.176	by Demond Washington at Ole Miss (10/30)
FG Attempts	.3	three times
		last by Wes Byrum at Ole Miss (10/30)
FG Made	.3	three times
		last by Wes Byrum at Ole Miss
Interceptions	.2	by Josh Bynes vs. Arkansas (10/16)
Interception Yards	.33	by Josh Bynes vs. Arkansas (10/16)
		by Zac Etheridge vs. LSU (10/23)

Auburn Individual Long Plays

Rushing	.71	by Cam Newton vs. Arkansas St. (9/4)
Passing	.94	by Cam Newton vs. ULM (10/2)
Receiving	.94	by Emory Blake vs. ULM (10/2)
Field Goal	.48	by Wes Byrum at Ole Miss (10/30)
Punt	.51	by Ryan Shoemaker vs. Clemson (9/18)
Punt Return	.18	by Quindarius Carr vs. Arkansas St. (9/4)
Kickoff Return	.99	by Onterio McCalebb vs. Arkansas (10/16)
Interception Return	.33	by Josh Bynes vs. Arkansas (10/16)
		by Zac Etheridge vs. LSU (10/23)

Opponent Team Superlatives

Points Scored	.43	by Arkansas (10/16)
Low	.3	by ULM (10/2)
First Downs	.30	by Arkansas (10/16)
Low	.16	by Mississippi State (9/9)
Rushing Plays	.47	by Clemson (9/18)
Low	.24	by Georgia (11/13)
Net Rushing Yards	.218	by Ole Miss (10/30)
Low	.38	by ULM (10/2)
Passes Attempted	.49	by Arkansas State (9/4)
Low	.28	by Arkansas (10/16)
Passes Completed	.35	by Arkansas (10/16)
Low	.15	by Georgia (11/13)
Had Intercepted	.2	four times
Low	.0	last by Oregon (1/10)
		six times
		last by Alabama (11/26)
Net Passing Yards	.428	by Arkansas (10/16)
Low	.128	by LSU (10/23)
Total Offensive Plays	.84	by Arkansas State (9/4)
Low	.52	by Georgia (11/13)
Total Net Offense	.566	by Arkansas (10/16)
Low	.243	by LSU (10/23)
Fumbles	.4	by ULM (10/2)
Low	.0	by South Carolina (12/4)
Fumbles Lost	.3	by ULM (10/2)
Low	.0	eight times
		last by Oregon (1/10)
Penalties	.10	by Georgia (11/13)
Low	.1	by Ole Miss (10/30)
Penalty Yards	.89	by Georgia (11/13)
Low	.5	by Ole Miss (10/30)

Opponent Individual Superlatives

Rushing Attempts	.22	by Andre Ellington of Clemson (9/18)
Net Rushing Yards	.140	by Andre Ellington of Clemson (9/18)
Rushing TDs	.2	by Randall Cobb of Kentucky (10/9)
		by Brandon Bolden of Ole Miss (10/30)
Pass Attempts	.42	by Ryan Alpin of Arkansas State (9/4)
Pass Completions	.28	by Ryan Alpin of Arkansas State (9/4)
Had Intercepted	.2	four times
		last by Darron Thomas of Oregon (1/10)
Net Passing Yards	.377	by Greg McElroy of Alabama (11/26)
Passing TDs	.4	by Tyler Wilson of Arkansas (10/16)
Receptions	.10	by Brian Sutherland of Chattanooga (11/6)
		by Julio Jones of Alabama (11/26)
Receiving Yards	.199	by Julio Jones of Alabama (11/26)
TD Receptions	.2	five times
		last by LaMichael James of Oregon (1/10)
Punts	.7	by Heath Hutchins of Mississippi State (9/9)
		by Dawson Zimmerman of Clemson (9/18)
Punt Average	.53.2	by Derek Helton of LSU (10/23)
Punts Inside 20	.4	by Derek Helton of LSU (10/23)
Punt Returns	.2	four times
		last by Kenjon Barner of Oregon (1/10)
Punt Return Yards	.18	by Patrick Peterson of LSU (10/23)
Kickoff Returns	.8	by Cobi Hamilton of Arkansas (10/16)
		by Brian Sutherland of Chattanooga (11/6)
Kickoff Return Yards	.159	by Brian Sutherland of Chattanooga (11/6)
FG Attempts	.3	Spencer Lanning of South Carolina (12/4)
FG Made	.2	three times
		last by Jeremy Shelley of Alabama (11/26)
Interceptions	.1	seven times
Interception Yards	.25	by Bacarri Rambo of Georgia (11/13)

Opponent Individual Long Plays

Rushing	.83	by Jeff Scott of Ole Miss (10/30)
Passing	.81	by Darron Thomas of Oregon (1/10)
Receiving	.81	by Jeff Maehl of Oregon (1/10)
Field Goal	.48	by Josh Jasper of LSU (10/23)
Punt	.56	by Derek Helton of LSU (10/23)
Punt Return	.19	by Patrick Peterson of LSU (10/23)
Kickoff Return	.98	by Brian Sutherland of Chattanooga (11/6)
Interception Return	.25	by Bacarri Rambo of Georgia (11/13)

2010 PLAYS OF 20+ YARDS

Yards	Type	Player(s)	Opponent	Qtr.
94 (TD)	pass	Emory Blake from Cam Newton	ULM	1st
80 (TD)	pass	Terrell Zachery from Cam Newton	Chattanooga	2nd
78 (TD)	pass	Terrell Zachery from Cam Newton	Clemson	3rd
71 (TD)	run	Cam Newton	Arkansas State	2nd
70 (TD)	run	Onterio McCalebb	LSU	4th
70 (TD)	pass	Terrell Zachery from Cam Newton	Alabama	3rd
68 (TD)	run	Onterio McCalebb	Ole Miss	1st
62	pass	Darvin Adams from Cam Newton	South Carolina [SECCG]	1st
54 (TD)	run	Cam Newton	South Carolina	1st
54 (TD)	pass	Darvin Adams from Cam Newton	South Carolina [SECCG]	1st
51 (TD)	pass	Darvin Adams from Cam Newton	South Carolina [SECCG]	2nd
50 (TD)	run	Onterio McCalebb	ULM	1st
49 (TD)	run	Cam Newton	LSU	3rd
49 (TD)	run	Onterio McCalebb	Chattanooga	2nd
48 (TD)	pass	Quindarius Carr from Cam Newton	Arkansas State	2nd
48	run	Onterio McCalebb	Georgia	3rd
42	pass	Darvin Adams from Neil Caudle	Arkansas State	2nd
42 (TD)	run	Mario Fannin	Chattanooga	4th
40	run	Cam Newton	Arkansas	2nd
39	pass	Quindarius Carr from Cam Newton	Arkansas State	3rd
39	pass	Darvin Adams from Cam Newton	Kentucky	3rd
39 (TD)	pass	Emory Blake from Cam Newton	Mississippi State	1st
39 (TD)	pass	Darvin Adams from Cam Newton	Chattanooga	1st
39	pass	Emory Blake from Cam Newton	South Carolina [SECCG]	3rd
39	pass	Philip Lutzenkirchen from Cam Newton	Oregon	3rd
38 (TD)	pass	Mario Fannin from Cam Newton	Arkansas State	3rd
38 (TD)	run	Michael Dyer	Arkansas	4th
37 (TD)	run	Michael Dyer	Chattanooga	2nd
37	run	Michael Dyer	Oregon	4th
36 (TD)	pass	Mario Fannin from Cam Newton	Arkansas State	1st
36 (TD)	pass	Emory Blake from Cam Newton	Alabama	2nd
35	run	Onterio McCalebb	Arkansas State	1st
35	pass	Darvin Adams from Cam Newton	Clemson	3rd
35	run	Cam Newton	Kentucky	2nd
35	run	Neil Caudle	Chattanooga	4th
35 (TD)	pass	Kodi Burns from Cam Newton	Oregon	2nd
34	pass	Darvin Adams from Cam Newton	Clemson	3rd
34	pass	Darvin Adams from Cam Newton	Kentucky	2nd
34	run	Barrett Trotter	South Carolina [SECCG]	4th
33	pass	Kodi Burns from Cam Newton	Kentucky	2nd
32	pass	Terrell Zachery from Cam Newton	Chattanooga	1st
31	run	Michael Dyer	Chattanooga	2nd
31 (TD)	run	Cam Newton	Georgia	1st
31	run	Terrell Zachery	Georgia	3rd
30 (TD)	run	Michael Dyer	Ole Miss	3rd
30 (TD)	pass	Darvin Adams from Cam Newton	Chattanooga	1st
30 (TD)	pass	Emory Blake from Cam Newton	Oregon	2nd
29	run	Cam Newton	LSU	2nd
29	run	Michael Dyer	LSU	3rd
29	pass	Darvin Adams from Cam Newton	Chattanooga	1st
28	pass	Mario Fannin from Cam Newton	Arkansas	1st
28	run	Cam Newton	Arkansas	3rd
28	pass	Emory Blake from Cam Newton	Ole Miss	1st
27	run	Michael Dyer	Kentucky	1st
27	run	Cam Newton	Arkansas	2nd
27	run	Mario Fannin	Chattanooga	3rd
26	pass	Philip Lutzenkirchen from Cam Newton	ULM	1st
26	pass	Emory Blake from Cam Newton	Ole Miss	1st
26	pass	Emory Blake from Cam Newton	Georgia	2nd
25	run	Mario Fannin	ULM	3rd
25	pass	Emory Blake from Cam Newton	Georgia	2nd
25	run	Cam Newton	South Carolina [SECCG]	3rd
24 (TD)	pass	Darvin Adams from Cam Newton	Ole Miss	2nd
23	pass	Darvin Adams from Cam Newton	Clemson	2nd
23	run	Michael Dyer	Clemson	3rd
23	pass	Onterio McCalebb from Cam Newton	Kentucky	2nd
22	pass	Cam Newton from Kodi Burns	Mississippi State	4th
22	run	Onterio McCalebb	South Carolina	2nd
22	run	Cam Newton	Kentucky	2nd
22	run	Cam Newton	Arkansas	1st
22	pass	Darvin Adams from Cam Newton	Arkansas	1st
22	run	Cam Newton	LSU	4th
22	pass	Emory Blake from Cam Newton	Ole Miss	2nd
22	run	Michael Dyer	Ole Miss	3rd
22	run	Onterio McCalebb	South Carolina [SECCG]	3rd
22	pass	Darvin Adams from Cam Newton	Oregon	2nd
21	pass	Kodi Burns from Cam Newton	Arkansas	2nd
21	run	Michael Dyer	Ole Miss	4th
20	run	Michael Dyer	Arkansas State	3rd
20	pass	Terrell Zachery from Cam Newton	South Carolina	1st
20 (TD)	pass	Cam Newton from Kodi Burns	Ole Miss	1st
20 (TD)	pass	Emory Blake from Cam Newton	Chattanooga	1st
20	pass	Darvin Adams from Cam Newton	Alabama	2nd
20	run	Onterio McCalebb	Alabama	3rd
20	run	Cam Newton	South Carolina [SECCG]	1st
20	run	Onterio McCalebb	Oregon	2nd

Play Breakdown

BY PLAY

Pass.....	45
Run	41

BY GAME

Arkansas State	8
at Mississippi State	2
Clemson	5
South Carolina.....	3
Louisiana-Monroe	4
at Kentucky	7
Arkansas	8
LSU	5
at Ole Miss	9
Chattanooga	12
Georgia	5
at Alabama	4
vs. South Carolina	8
vs. Oregon.....	6

BY QUARTER

1st	25
2nd.....	29
3rd	23
4th	9

RUSHING

Cam Newton	14
Michael Dyer	11
Onterio McCalebb	10
Mario Fannin	3
Neil Caudle	1
Barrett Trotter	1
Terrell Zachery.....	1

PASSING

Cam Newton	42
Kodi Burns.....	2
Neil Caudle	1

RECEIVING

Darvin Adams	16
Emory Blake	11
Terrell Zachery.....	5
Kodi Burns.....	3
Mario Fannin	3
Quindarius Carr	2
Philip Lutzenkirchen	2
Cam Newton	2
Onterio McCalebb	1

THE LAST TIME ...

An Auburn Team

Had 35 First Downs... vs. Western Carolina, 2002 (37)
Had 30 First Downs... vs. Furman, 2009 (30)
Had 400 yards rushing... vs. LSU, 2010 (440)
Had 300 yards rushing... vs. Georgia, 2010 (315)
Had 300 yards rushing in consecutive games... vs. Chattanooga (303); vs. Georgia (315), 2010
Had 300 yards rushing in six consecutive games... at Kentucky (311); vs. Arkansas (330); vs. LSU, (440); at Ole Miss (343); vs. Chattanooga (303); vs. Georgia (315), 2010
Had 300 yards rushing in six consecutive SEC games... vs. South Carolina (334); at Kentucky (311); vs. Arkansas (330); vs. LSU, (440); at Ole Miss (343); vs. Georgia (315), 2010
Had 50 or more rushing attempts... vs. Oregon [BCSNCG], 2011 (50)
Had six or more rushing TDs... vs. Arkansas, 2010 (6)
Had five or more rushing TDs... vs. Georgia, 2010 (5)
Had four or more rushing TDs... vs. Georgia, 2010 (5)
Had 350 or more yards passing... vs. South Carolina [SECCG], 2010 (351)
Had 300 or more yards passing... vs. South Carolina [SECCG], 2010 (351)
Had 50 or more pass attempts... vs. Mississippi State, 1997 (54)
Had 30 or more pass completions... vs. Arkansas, 1995 (34)
Had five TDs passing... vs. Ball State, 2009 (5)
Had four TDs passing... vs. South Carolina [SECCG], 2010 (4)
Had three TDs passing... vs. South Carolina [SECCG], 2010 (4)
Had 500 or more yards total offense... vs. Oregon [BCSNCG], 2011 (519)
Had 500 or more yards total offense in consecutive games... vs. South Carolina [SECCG] (589), vs. Oregon [BCSNCG], 2011 (519)
Had 80 or more total plays... vs. Oregon [BCSNCG], 2011 (85)
Scored 70 or more points... vs. Louisiana-Monroe, 2003 (73)
Scored 60 or more points... vs. Arkansas, 2010 (65)
Scored 50 or more points... vs. South Carolina [SECCG], 2010 (56)
Scored 40 or more points... vs. South Carolina [SECCG], 2010 (56)
Scored 40 or more points in three consecutive games... at Ole Miss (51), vs. Chattanooga (62), vs. Georgia (49), 2010
Had five or more fumbles... vs. Southern Miss (5), 2008
Did not commit a turnover... vs. Chattanooga, 2010
Had 200-yard rusher and 100-yard receiver in a game... vs. Syracuse, 2002 (Carnell Williams [202 rush] and Marcel Willis [113 receiving])
Had 150-yard rusher and 150-yard receiver in a game... at Arkansas, 2001 (Carnell Williams [177 rush] and Tim Carter [156 receiving])
Had 100-yard receiver and 100-yard rusher in a game... at Kentucky, 2010 (Cam Newton [198 rush], Darvin Adams [101 rec])
Had two 100-yard rushers in a game... vs. LSU, 2010 (Cam Newton [217] and Mike Dyer [100])
Had two 150-yard rushers in a game... vs. Mississippi State, 2003 (Brandon Jacobs [182] and Carnell Williams [164])
Had three 100-yard rushers in a game ... vs. Maryland, 1983 (Tommie Agee [219], Lionel James [115] and Bo Jackson [105])
Had two 100-yard receivers in a game... vs. Chattanooga, 2010 (Terrell Zachery [148] and Darvin Adams [106])
Had a 60-yard run and a 60-yard pass in a game ... vs. Alabama, 2009 (Terrell Zachery 67 rush, Chris Todd to Darvin Adams 72 pass)
Had three players with 2 rushing TDs... vs. Louisiana-Monroe, 2003 (Carnell Williams [2], Brandon Jacobs [2], Tre Smith [2])
Had three players with 2 TDs... vs. Georgia, 2010 (Onterio McCalebb [3 rush], Cam Newton [2 rush], Philip Lutzenkirchen [2 rec.])
Had two players with seven or more catches in a game ... Courtney Taylor vs. Alabama, 2003 (7), Silas Daniels vs. Alabama, 2003 (7)
Scored a touchdown on offense, defense and special teams... vs. Louisiana-Monroe, 2008 (2 offense [1 pass, 1 rush], 1 defense [fumble return], 1 special team [punt return])
Scored on the first offensive play ... vs. Alabama, 2003 (Carnell Williams, 80 yard run)
Returned a punt for a TD... vs. Louisiana-Monroe, 2008 (Robert Dunn) [66 yards]
Returned a kickoff for a TD... at Ole Miss, 2010 (Demond Washington) [95 yards]
Returned opening kickoff for a TD... vs. Tennessee-Martin, 2008 (Tristan Davis) [95 yards]
Returned three interceptions for TDs... vs. LSU, 1994 (Ken Alvis, Fred Smith, Brian Robinson)
Returned two interceptions for TDs... vs. LSU, 1994 (Ken Alvis, Fred Smith, Brian Robinson)
Returned an interception for a TD... vs. South Carolina [SECCG], 2010 (T'Sharvan Bell) [10]

Returned two fumbles for TDs... vs. Vanderbilt, 2002 (Spencer Johnson, Karlos Dansby)
Returned a fumble for a TD... vs. Arkansas, 2010 (Zac Etheridge) [47]
Blocked a punt ... vs. Arkansas, 2010 (Antonio Goodwin)
Blocked two punts... vs. La-Monroe, 2003 (3 - Justin Fetsko [2], Donnay Young)
Blocked three punts ... vs. La-Monroe, 2003 (3 - Justin Fetsko [2], Donnay Young)
Returned a blocked punt for a TD... vs. Florida, 2006 (Tre Smith)
Blocked a field goal ... vs. Kentucky, 2009 (Jake Ricks)
Returned a blocked field goal for a TD... vs. Kentucky, 2009 (Neiko Thorpe) [69]
Blocked two field goals in a game... at Georgia, 2001 (Alton Moore, 2)
Blocked a PAT attempt ... vs. Arkansas State, 2010 (Mike Blanc)
Blocked two PAT attempt ... vs. LSU, 1998 (Charles Dorsey, 2)
Missed a kicking PAT... vs. Chattanooga, 2010 (Wes Byrum)
Had a punt blocked... at Mississippi State, 2009 (Clinton Durst)
Had a field goal blocked... at Mississippi State, 2010 (Wes Byrum)
Had a successful on-side kick... vs. Georgia, 2010 (Wes Byrum/Wes Byrum)
Was held scoreless... at Alabama, 2008 (0-36)
Was held scoreless at Jordan-Hare Stadium... vs. Southern California, 2003 (0-23)
Held an opponent scoreless... vs. Louisiana-Monroe, 2008 (34-0)
Held an opponent scoreless at Jordan-Hare Stadium... vs. La-Monroe, 2008 (34-0)
Held an opponent to five or less first downs... vs. Ball State, 2001 (5)
Held an opponent to 10 or less first downs... vs. Tennessee, 2008 (9)
Intercepted five or more passes... vs. Northwestern [Outback], 2010 (5)
Intercepted four or more passes... vs. Northwestern [Outback], 2010 (5)
Held an opponent to 300 or less yards total offense... vs. LSU, 2010 (243)
Held an opponent to 200 or less yards total offense... vs. Tennessee, 2008 (191)
Held an opponent to 150 or less yards total offense... at Mississippi State, 2008 (116)
Held an opponent to 100 or less yards total offense... vs. Ball State, 2001 (92)
Held an opponent to 100 or less yards rushing... vs. Oregon [BCSNCG], 2011 (75)
Held an opponent to 50 or less yards rushing... vs. Louisiana-Monroe, 2010 (38)
Held an opponent to negative yards rushing... vs. Florida, 2001 (-36)
Held an opponent to 100 or less yards passing... vs. Kentucky, 2009 (75)
Held an opponent without a touchdown... vs. Louisiana-Monroe, 2010
Scored a safety... vs. Oregon [BCSNCG], 2011 (Mike Blanc)
Scored on a fake field goal... vs. Vanderbilt, 2000 (Duval pass to Diamond)
Scored an offensive two-point conversion ... at Alabama, 2006 (Lee Guess pass from Carl Stewart)
Scored two or more offensive two-point conversions... vs. Florida, 2002 [2]
Scored a defensive two-point conversion... vs. Ole Miss, 2009 (Demond Washington)
Had 10 or more penalties... vs. Northwestern [Outback], 2010 (12)
Had 100 or more penalty yards... Northwestern [Outback], 2010 (140)
Had 35 minutes time of possession... at West Virginia, 2008 (35:19)
Was involved in a game that ended in a tie... vs. Georgia, 1994 (23-23)
Was involved in an overtime game... vs. Clemson, 2010 (27-24 win)
Won a game without scoring an offensive touchdown ... at Miss. State, 2008 (3-2)

An Auburn Player

Rushed 40 times in a game... Carnell Williams vs. Syracuse, 2002 (40)
Rushed 35 times in a game... Kenny Irons at Georgia, 2005 (37)
Rushed 30 times in a game... Kenny Irons at Arkansas, 2005 (33)
Rushed for 200 yards in a game... Cam Newton vs. LSU, 2010 (217)
Rushed for 150 yards in a game... Cam Newton vs. Georgia, 2010 (151)
Rushed for 100 yards in a game... Mike Dyer vs. Oregon [BCSNCG], 2011 (143)
Quarterback rushed for 100 yards in a game... Cam Newton vs. Georgia, 2010 (151)
Rushed for 100 yards in five consecutive games... Kenny Irons vs. Alabama (103), at Georgia (179), at Kentucky (103), vs. Ole Miss (101), at LSU (218), 2005
Rushed for 100 yards in four consecutive games... Kenny Irons vs. Alabama (103), at Georgia (179), at Kentucky (103), vs. Ole Miss (101)
Rushed for 100 yards in three consecutive games... Cam Newton at Kentucky (198), vs. Arkansas (188), vs. LSU (217), 2010
Rushed for 100 yards in consecutive games... Mike Dyer vs. LSU (100), at Ole Miss (180), 2010
Rushed for 150 yards in three consecutive games... Cam Newton at Kentucky (198), vs. Arkansas (188), vs. LSU (217), 2010
Rushed for 150 yards in consecutive games... Cam Newton vs. Arkansas (188), vs. LSU (217), 2010
Rushed for 4 or more TDs in a game... Cam Newton at Kentucky, 2010 (4)
Rushed for 3 or more TDs in a game... Onterio McCalebb vs. Georgia, 2010 (3)
Rushed for 2 or more TDs in four consecutive games... Carnell Williams vs. Western

THE LAST TIME ...

Carolina (2), vs. Vanderbilt (2), at Miss. State (2), vs. Syracuse (2), 2002
Rushed for 2 or more TDs in three consecutive games... Cam Newton at Kentucky (4), vs. Arkansas (3), vs. LSU (2), 2010
Rushed for a TD in five consecutive games... Onterio McCalebb vs. Arkansas (1);, vs. LSU (1); at Ole Miss (1); vs. Chattanooga (1); vs. Georgia (3), 2010
Passed for 400 yards in a game... Ben Leard at Georgia, 1999 (416)
Passed for 300 yards in a game... Cam Newton vs. South Carolina [SECCG], 2010 (335)
Attempted 50 passes in a game... Dameyune Craig vs. Mississippi State, 1997 (54)
Attempted 40 passes in a game... Kodi Burns at Ole Miss, 2008 (43)
Threw five TDs in a game... Chris Todd vs. Ball State, 2009 (5)
Threw four TDs in a game... Cam Newton vs. South Carolina [SECCG], 2010 (4)
Threw three TDs in a game... Cam Newton South Carolina [SECCG], 2010 (4)
Threw four TDs or more in consecutive games... Chris Todd vs. West Virginia (4), vs. Ball State (5), 2009
Threw two TDs or more in five consecutive games... Cam Newton at Ole Miss (2), vs. Chattanooga (4), vs. Georgia (2), at Alabama (3), vs. South Carolina (4), 2010
Had 400 yards total offense in a game... Cam Newton South Carolina [SECCG], 2010 (408)
Had 300 yards total offense in a game... Cam Newton vs. Oregon [BCSNCG], 2011 (329)
Accounted for four or more TDs in a game... Cam Newton South Carolina [SECCG], 2010 (6)
Accounted for three or more TDs in a game... Cam Newton South Carolina [SECCG], 2010 (6)
Accounted for three or more TDs in four consecutive game... Cam Newton vs. Chattanooga (5), vs. Georgia (4), at Alabama (4), vs. South Carolina (6), 2010
Caught 15 passes in a game... Willie Goshu vs. Arkansas, 1995 (17)
Caught 10 or more passes in a game... Darvin Adams vs. N'western [Outback], 2010 (12)
Caught seven or more passes in a game... Darvin Adams vs. South Carolina [SECCG], 2010 (7)
Had 200 or more yards receiving in a game... Darvin Adams vs. South Carolina [SECCG], 2010 (217)
Had 150 or more yards receiving in a game... Darvin Adams vs. South Carolina [SECCG], 2010 (217)
Had 100 or more yards receiving in a game... Darvin Adams vs. South Carolina [SECCG], 2010 (217)
Had 100 yards receiving in consecutive games... Darvin Adams vs. Alabama, 2009 (138), vs. Northwestern [Outback], 2010 (142)
Caught four or more TD passes in a game... Alexander Wright vs. Pacific, 1989 (4)
Caught three or more TD passes in a game... Darvin Adams vs. Furman, 2009 (3)
Caught two or more TD passes in a game... Darvin Adams vs. South Carolina [SECCG], 2010 (2)
Caught a TD pass in consecutive games... Emory Blake vs. South Carolina [SECCG], vs. Oregon [BCSNCG], 2010/11
Caught a TD pass in three consecutive games... Emory Blake at Alabama, vs. South Carolina [SECCG], vs. Oregon [BCSNCG], 2010/11
Caught a TD pass in three consecutive games ... Emory Blake vs. Alabama, vs. South Carolina [SECCG], vs. Oregon, [BCSNCG], 2010/11
Caught a TD pass in four consecutive games ... Karsten Bailey, vs. Arkansas, vs. Central Florida, vs. Georgia, vs. Alabama, 1998
Quarterback caught a TD pass ... Cam Newton from Kodi Burns at Ole Miss, 2010
Running back caught two or more TD passes in a game... Mario Fannin vs. Arkansas St., 2010 (2)
Running back caught a TD pass in consecutive games ... Mario Fannin vs. West Virginia, Ball State, 2009
Tight end caught two or more TD passes in a game... Philip Lutzenkirchen vs. Georgia, 2010 (2)
Tight end caught a TD pass in consecutive games ... Philip Lutzenkirchen vs. Georgia, at Alabama, 2010
Scored 15 or more points kicking... Wes Byrum at Ole Miss, 2010 (15)
Scored 10 or more points kicking... Wes Byrum at Ole Miss, 2010 (15)
Kicked five or more field goals in a game... Jaret Holmes vs. UAB, 1996 (5)
Kicked four or more field goals in a game... Wes Byrum at Tennessee, 2009 (4)
Had 150 kickoff return yards in a game... Demond Washington at Ole Miss, 2010 (176)
Had 100 punt return yards in a game... Robert Dunn vs. Southern Miss, 2008 (103)
Scored four or more TDs... Cam Newton at Kentucky, 2010 (4 rush)
Scored three or more TDs... Cam Newton vs. Arkansas, 2010 (3 rush)
Scored a rushing and receiving TD in a game... Mario Fannin vs. Georgia, 2008
Had an 80-yard run... Carnell Williams vs. Alabama, 2003 (80)
Had a 70-yard run... Onterio McCalebb vs. LSU, 2010 (70)
Had a 60-yard run... Onterio McCalebb at Ole Miss, 2010 (68)

Completed an 80-yard pass... Cam Newton to Terrell Zachery vs. Chattanooga, 2010 (80)
Completed a 70-yard pass... Cam Newton to Terrell Zachery at Alabama, 2010 (70)
Completed a 60-yard pass... Cam Newton to Darvin Adams vs. South Carolina [SECCG], 2010 (62)
Kicked a field goal of 50 or more yards... Wes Byrum vs. Southern Miss, 2008 (52)
Kicked a field goal of 50 or more yards in consecutive games... John Vaughn, 2006; at Mississippi State (55), vs. Washington State (52)
Kicked two field goals of 50+ yards in a game... Win Lyle vs. Tennessee, 1987 [55, 52]
Had a 70-yard punt... Kody Bliss vs. Tualne, 2006 (71)
Had a 60-yard punt... Ryan Shoemaker vs. New Mexico State, 2007 (67)
Blocked a field goal in a game... Tez Doolittle vs. Georgia, 2008
Blocked two field goals in a game... Alton Moore at Georgia, 2001
Blocked a PAT attempt ... Mike Blanc vs. Arkansas State, 2010
Blocked two PAT attempts ... Charles Dorsey vs. LSU, 1998 (2)
Blocked a punt in a game... Antonio Goodwin vs. Arkansas, 2010
Blocked two punts in a game... Justin Fetsko vs. Louisiana-Monroe, 2003 (2)
Intercepted three or more passes in a game... Junior Rosegreen at Tennessee, 2004 (4)
Intercepted two or more passes in a game... Josh Byner vs. Arkansas, 2010 (2)
Intercepted a pass in consecutive games... Jerraud Powers, 2007; at Georgia; vs. Alabama, 2007
Intercepted a pass in three consecutive games... Jerraud Powers, 2007; vs. Tennessee Tech, at Georgia; vs. Alabama
Recovered two fumbles in a game... Sen'Derrick Marks at Alabama, 2006 (2)
Forced two fumbles in a game... Quentin Groves at Alabama, 2006 (2)
Intercepted a pass and had a fumble recovery in a game ... Nick Fairley at Mississippi State, 2010

An Auburn Opponent

Scored 50 or more points... Georgia, 1996 (56) [4 OT]
Scored 40 or more points... Arkansas, 2010 (43)
Had 350 or more yards rushing... Arkansas, 2002 (426)
Had 300 or more yards rushing... Arkansas, 2002 (426)
Had 250 or more yards rushing... Kentucky, 2009 (282)
Had 50 or more rushing attempts... Alabama, 2008 (50)
Had 500 yards passing... Northwestern [Outback], 2010 (532)
Had 400 yards passing... Arkansas, 2010 (428)
Had 350 yards passing... Oregon [BCSNCG], 2011 (374)
Had 300 yards passing... Oregon [BCSNCG], 2011 (374)
Had 50 or more pass attempts... Northwestern [Outback], 2010 (78)
Had 40 or more pass attempts... Oregon [BCSNCG], 2011 (41)
Had 30 or more pass completions... Arkansas, 2010 (35)
Had 25 or more pass completions... Oregon [BCSNCG], 2011 (28)
Had four or more TDs passing... Arkansas, 2010 (5)
Had three or more TDs passing... Arkansas, 2010 (5)
Had five passes intercepted... Northwestern [Outback], 2010 (5)
Had four passes intercepted... Northwestern [Outback], 2010 (5)
Had 600 yards total offense... Northwestern [Outback], 2010 (621)
Had 500 yards total offense... Arkansas, 2010 (566)
Had 400 yards total offense... Oregon [BCSNCG], 2011 (449)
Had five or more fumbles... South Carolina, 2005 (5)
Lost four or more fumbles... Mississippi State, 2002 (4)
Had four or more turnovers... Louisiana-Monroe, 2010 (3 fum/1 int)
Returned a punt for a TD... LSU, 2005 (Skyler Green, 66 yards)
Returned a kickoff for a TD... Chattanooga, 2010 (Brian Sutherland, 98 yards)
Returned an interception for a TD... Mississippi State, 2007 (Derek Pegues, 20 yards)
Returned a fumble for a TD... Arkansas, 1997 (C.J. McLain, 52 yards)
Returned a blocked punt for a TD... Mississippi State, 2009 (Robert Elliott, 10 yards)
Blocked an Auburn punt... Mississippi State, 2009
Blocked an Auburn field goal... Mississippi State, 2010 (Fletcher Cox)
Had a successful on-side kick... Ole Miss, 2010 (Andrew Ritter/Fon Ingram)
Held Auburn to 300 yards total offense... LSU, 2009 (193)
Held Auburn to 200 yards total offense... LSU, 2009 (193)
Held Auburn below 100 yards rushing... Alabama, 2008 (57)
Held Auburn below 50 yards rushing... Georgia Tech, 2003 (40)
Held Auburn to negative yards rushing... Tennessee, 1997 (-15)
Held Auburn below 100 yards passing... LSU, 2009 (81)
Held Auburn to 10 or less first downs... Alabama, 2008 (8)

THE LAST TIME ...

Had 10 or more penalties... Arkansas, 2007 (10)
Had 100 or more yards in penalties... Arkansas, 2007 (100)
Had two 100-yard rushers in a game... Kentucky, 2009 [Derrick Locke, 126; Randall Cobb, 109]
Had two 100-yard receivers in a game... Northwestern [Outback], 2010 [Andrew Brewer, 133; Drake Dunsmore, 120]
Had a 100-yard rusher and a 100-yard receiver... Ole Miss, 2009 [Dexter McCluster, 186 rush; Shay Hodge, 105 rec.]
Had a 100-yard rusher and two 100-yard receivers... Tulane, 2006 [Matt Forte, 117 rush; Preston Brown, 139 rec.; Damarcus Davis, 126 rec.]
Did Not Have a Turnover ... Georgia, 2010
Scored a safety... Mississippi State, 2008 (Ryan Pugh holding penalty)
Scored a two-point conversion... Oregon [BCSNCG], 2011 (twice)
Had 35 minutes time of possession... Chattanooga, 2010 (37:02)

An Opposing Player

Rushed for 200 yards in a game... Noel Devine, West Virginia, 2008 (207)
Rushed for 150 yards in a game... Dexter McCluster, Ole Miss, 2009 (186)
Rushed for 100 yards in a game... Jeff Scott, Ole Miss, 2010 (134)
Passed for 400 yards in a game... Mike Kafka, Northwestern [Outback], 2010 (532)
Passed for 350 yards in a game... Darron Thomas, Oregon [BCSNCG], 2011 (363)
Passed for 300 yards in a game... Darron Thomas, Oregon [BCSNCG], 2011 (363)
Attempted 70 passes in a game... Mike Kafka, Northwestern [Outback], 2010 (78)
Attempted 60 passes in a game... Mike Kafka, Northwestern [Outback], 2010 (78)
Attempted 50 passes in a game... Mike Kafka, Northwestern [Outback], 2010 (78)
Attempted 40 passes in a game... Ryan Aplin, Arkansas State, 2010 (42)
Completed 40 passes in a game... Mike Kafka, Northwestern [Outback], 2010 (47)
Completed 25 passes in a game... Darron Thomas, Oregon [BCSNCG], 2011 (27)
Threw three or more TD passes in a game... Aaron Murray, Georgia, 2010 (3)
Had 400 yards total offense... Mike Kafka, Northwestern [Outback], 2010 (562)
Had 350 yards total offense... Greg McElory, Alabama, 2010 (367)
Accounted for 3 or more TDs... Tyler Wilson, Arkansas, 2010 (4)
Threw, Ran and Caught a TD in a game... Randall Cobb, Kentucky, 2010 (2 rush, 1 pass, 1 rec.)
Caught 10 or more passes... Julio Jones, Alabama, 2010 (10)
Caught seven or more passes... Jeff Maehl, Oregon [BCSNCG], 2011 (9)
Three or more players caught seven or more passes... Zeke Markshausen (12), Sidney Stewart (10), Drake Dunsmore (9), Andrew Brewer (8), Northwestern [Outback], 2010
Had 100 yards receiving... Jeff Maehl, Oregon [BCSNCG], 2011 (153)
Had 200 yards receiving... Charles Lee, Central Florida, 1999 (203)
Caught three or more TD passes... Chris Collins, Ole Miss, 2002 (3)
Caught two or more TD passes... LaMichael James, Oregon [BCSNCG], 2011 (2)
Scored three TDs... Randall Cobb, Kentucky, 2010 (3)
Had a 90-yard run... Guy Minor, LSU, 1936 (90)
Had an 80-yard run... Jeff Scott, Ole Miss, 2010 (83) [TD]
Had a 70-yard run... Jeff Scott, Ole Miss, 2010 (83) [TD]
Had a 60-yard run... Jeff Scott, Ole Miss, 2010 (83) [TD]
Completed an 80-yard pass... Darren Thomas to Jeff Maehl, Oregon [BCSNCG], 2011 (81)
Completed a 70-yard pass... Darren Thomas to Jeff Maehl, Oregon [BCSNCG], 2011 (81)
Completed a 60-yard pass... Darren Thomas to Jeff Maehl, Oregon [BCSNCG], 2011 (81)
Kicked a 50-yard field goal... Steve Lindsey, Ole Miss, 1997 (52)
Had a 70-yard punt... Blake McAdams, Mississippi State, 2007 (73)
Had a 60-yard punt... Stephen Garcia to Alshon Jeffrey, South Carolina, 2010 (69)
Made three or more FGs ... Colt David, LSU, 2007 (3)