



# 2024 VOLLEYBALL MATCH NOTES

AUBURN ATHLETICS COMMUNICATIONS: 392 SOUTH DONAHUE DRIVE || AUBURN, AL 36830 || AUBURNTIGERS.COM || @AUBURNVB

## 2024 SCHEDULE/RESULTS

3-0 OVERALL | 0-0 SEC

3-0 HOME | 0-0 AWAY | 0-0 NEUTRAL

DATE	OPPONENT	TV	TIME/RESULT
Aug. 30	vs. North Alabama!	SECN+	W, 3-0
Aug. 30	vs. Georgia Southern!	SECN+	W, 3-0
Aug. 31	vs. Wofford!	SECN+	W, 3-1
Sept. 3	vs. Troy@	SECN+	7 p.m. CT
Sept. 5	vs. Cal Poly@	SECN+	6 p.m. CT
Sept. 8	vs. Florida State@	SECN+	Noon CT
Sept. 13	at Minnesota%	Big Ten+	6 p.m. CT
Sept. 14	vs. LIU%	Big Ten+	Noon CT
Sept. 19	vs. Samford^	TBA	4 p.m. CT
Sept. 20	at UAB^	TBA	7 p.m. CT
Sept. 21	vs. South Alabama^	TBA	2 p.m. CT
Sept. 27	vs. Kentucky*	SEC Network	8 p.m. CT
Sept. 29	vs. Alabama*	SEC Network	4 p.m. CT
Oct. 4	vs. Georgia*	SECN+	6:30 p.m. CT
Oct. 6	vs. Texas A&M*	SECN+	2 p.m. CT
Oct. 13	at Mississippi St.*	SEC Network	2 p.m. CT
Oct. 16	at Alabama*	SECN+	4 p.m. CT
Oct. 20	at Tennessee*	SECN+	1 p.m. CT
Oct. 25	vs. LSU*	SECN+	6:30 p.m. CT
Oct. 27	at South Carolina*	SECN+	1 p.m. CT
Oct. 30	vs. Ole Miss*	SECN+	6:30 p.m. CT
Nov. 3	at Arkansas*	SECN+	3 p.m. CT
Nov. 8	at Florida*	SECN+	6 p.m. CT
Nov. 15	vs. Texas*	SECN+	6:30 p.m. CT
Nov. 20	vs. Florida*	SEC Network	7 p.m. CT
Nov. 24	at Oklahoma*	SEC Network	5 p.m. CT
Nov. 30	at Missouri*	SECN+	7:30 p.m. CT
Dec. 5-7	NCAA 1st & 2nd Rds.#	TBA	TBA

BOLD indicates home contest | All time Central and subject to change  
! - War Eagle Invite | @ - Plainsman Invite | % - Diet Coke Classic | ^ - Alabama Showdown  
\* - Southeastern Conference Game | # - NCAA Tournament


MATCH

4

## TROY

Tuesday, Sept. 3 | 7 p.m. CT

Auburn, Ala. | Neville Arena | SECN+



AUBURN	TROY
AVCA Coaches Poll _____ RV	AVCA Coaches Poll _____ NR
2024 Record _____ 3-0   0-0 SEC	2024 Record _____ 2-1   0-0 Sun Belt
Head Coach _____ Brent Crouch	Head Coach _____ Josh Lauer
Career Record (Year) _____ 153-133 (11th)	Career Record (Year) _____ 149-176 (12th)
Record at Auburn (Year) _____ 58-43 (5th)	Record at North Alabama (Year) _____ 109-100 (8th)
Site _____ Auburn, Alabama	
Venue (capacity) _____ Neville Arena (9,121)	
Live Stats _____ Statbroadcast	
Broadcast Crew _____ Lyn Rollins (play-by-play)   Paige Weitzel (analyst)	
Series Record (Current Streak) _____ Auburn leads, 16-0 (W16)	
First Meeting _____ 10/2/1974 Auburn 2, Troy 0	
Last Meeting _____ 9/10/2022 Auburn 3, Troy 1 (25-16, 25-23, 23-25, 25-18)	
Last Auburn Win _____ 9/10/2022 Auburn 3, Troy 1 (25-16, 25-23, 23-25, 25-18)	
Last Troy Win _____ N/A	

## QUICK HITS

>> After wins over North Alabama, Georgia Souther and Wofford, Auburn has opened the season with three straight wins for the third consecutive year in a row.

>> Head coach Brent Crouch is now 12-0 in the month of August since his move to the Plains. Throughout his career, Crouch is 25-3 in the opening month of the season.

>> Liberty, Missouri native Bel Zimmerman has shaken off the rust and is beginning to heat up from the outside. Zimmerman put down 14 kills against Georgia Southern and added another 16 versus Wofford. In both matches, the junior hit over .400.

>> Baylor transfer Alexis Dacosta turned heads in her Orange and Blue debut. The Katy, Texas native ran down a career-high 21 digs in her first match as a Tiger and followed up with another 15 in the win over the Eagles.

>> Speaking of defense, Auburn is looking to put up dig numbers unseen in decades on the Plains. In the opening win over North Alabama, the Tigers compiled 72 digs in just three sets. It was the most digs in a three-set match since the Orange and Blue had 76 against Ole Miss in 2007. The team followed up with 81 digs versus Wofford on Saturday in only four sets. The Tigers' highest dig total in 2023 was 82 in a five-set battle with Arkansas.

>> Auburn's two-headed setting monster of Peyton Dunn and Kalei Edson combined for a prolific weekend of volleyball. As a team, the Tigers averaged 13.8 assists per set across the three wins. The mark is more than two assists per set higher than at any point last season.

>> Senior defensive specialist Fallan Lanham reached 500 career digs during the Tigers' win over Wofford. Lanham is the second defensive specialist to reach the mark in the last two seasons.

## AUBURN ATHLETICS COMMUNICATIONS

Office Phone \_\_\_\_\_ 334-844-9800  
 Kirk Sampson \_\_\_\_\_ Associate AD  
 \_\_\_\_\_ sampksa@auburn.edu  
 Thomas Hoffman \_\_\_\_\_ Volleyball Contact  
 \_\_\_\_\_ tgh0024@auburn.edu  
 C: 503-302-9592

## FOLLOW ALONG

Web \_\_\_\_\_ AuburnTigers.com  
 X \_\_\_\_\_ @AuburnVB  
 Instagram \_\_\_\_\_ @auburnvolleyball

## AUBURN'S POTENTIAL STARTING SEVEN



MADISON SCHEER	LAUREN DREES	BELLA BELL	PEYTON DUNN	EMMA MOORE	PAIGE THIBAUT	CHELSEY MCCURDY
#1 • OH • JR. • 6-1	#2 • OH • FR. • 6-1	#5 • RS • GR. • 6-4	#7 • S • R-Jr. • 5-11	#10 • MB • FR. • 6-3	#13 • DS/L • SR. • 5-6	#14 • MB • GR. • 6-3
K/S: 3.60	K/S: 1.70	K/S: 3.30	D/S: 2.20	K/S: 1.30	D/S: 3.50	K/S: 1.40
HIT%: .233	HIT%: .067	HIT%: .295	A/S: 6.20	HIT%: .233	A/S: 1.00	HIT%: .289
D/S: 0.90	D/S: 4.00	D/S: 0.20	SA/S: 0.00	D/S: 0.00	SA/S: 0.00	D/S: 1.30
B/S: 0.70	B/S: 0.70	B/S: 0.60	P/S: 0.00	B/S: 1.30	P/S: 0.00	B/S: 1.20
SA/S: 0.00	SA/S: 0.20	SA/S: 0.00	SA/S: 0.00	SA/S: 0.00	SA/S: 0.00	SA/S: 0.20
P/S: 4.00	P/S: 2.25	P/S: 3.60	P/S: 0.00	P/S: 1.95	P/S: 0.00	P/S: 2.25

K/S: kills per set • HIT%: hitting percentage • D/S: digs per set • B/S: blocks per set • A/S: assists per set • SA/S: aces per set • P/S: points per set



**#1 MADISON SCHEER**  
Jr. | OH | 6-1



**#2 LAUREN DREYES**  
Fr. | OH | 6-1



**#4 FALLAN LANHAM**  
Sr. | DS/L | 5-8



**#5 BELLA BELL**  
Gr. | RS | 6-4



**#6 KALEI EDSON**  
Fr. | S | 5-10



**#7 PEYTON DUNN**  
R-Jr. | S | 5-11



**#9 ZOE SLAUGHTER**  
Jr. | L/DS | 5-7



**#10 EMMA MOORE**  
Fr. | MB | 6-3



**#12 BELL ZIMMERMAN**  
Jr. | OH | 6-2



**#13 PAIGE THIBAUT**  
Sr. | L/DS | 5-6



**#14 CHELSEY MCCURDY**  
Gr. | MB | 6-3



**#15 ALEXIS DACOSTA**  
Jr. | L/DS | 5-11



**#17 GRACE HAVLICEK**  
Fr. | MB | 6-3



**#19 JASMINE OKEOMA**  
R-Fr. | MB | 6-3



**#21 BELLA HUMPHREY**  
Fr. | L/DS | 5-9



**#22 SYDNEY HANDEL**  
Jr. | L/DS | 6-0



**#25 LAKIN LAURENDINE**  
R-Fr. | OH | 6-1

#WarEagle



AuburnTigers.com

@AuburnVB | @AuburnTigers  
@AuburnVBCoach



/AuburnVB  
/AuburnTigers

**TEAM SCHEDULE AND MEDIA AVAILABILITY >> WEEK OF SEPT. 2 - 8**

MONDAY September 2	TUESDAY September 3	WEDNESDAY September 4	THURSDAY September 5	FRIDAY September 6	SATURDAY September 7	SUNDAY September 8
<b>PRACTICE:</b> 10 a.m. - Noon Watson Fieldhouse	<b>MATCH:</b> 7 p.m. CT vs Troy Auburn, AL	<b>PRACTICE:</b> 4 p.m. - 6 p.m. Watson Fieldhouse	<b>MATCH:</b> 6 p.m. CT vs Cal Poly Auburn, AL	<b>PRACTICE:</b> 4 p.m. - 6 p.m. Watson Fieldhouse	<b>PRACTICE:</b> 4 p.m. - 6 p.m. Watson Fieldhouse	<b>MATCH:</b> Noon vs Florida State Auburn, AL
INTERVIEWS BY REQUEST	INTERVIEWS POST MATCH	INTERVIEWS BY REQUEST	INTERVIEWS POST MATCH	INTERVIEWS BY REQUEST	INTERVIEWS BY REQUEST	INTERVIEWS POST MATCH

**AUBURN ATHLETICS COMMUNICATIONS**

**QUICK FACTS**

**AUBURNTIGERS.COM**

For updated game notes, statistics, safety protocols and latest information on Auburn volleyball and Auburn Athletics, visit AuburnTigers.com.

**INTERVIEW POLICY**

Coach Crouch, assistant coaches and student-athletes are available for interviews by contacting Thomas Hoffman in the communications office. All interviews during the week will be conducted via phone or ZOOM. Post-match interviews will be conducted in the media room at Auburn Arena following a brief cooling-off period.

**CREDENTIALS**

Anyone wishing to cover an Auburn volleyball match should contact Thomas Hoffman in the communications office at least 24 hours in advance to make arrangements.

**MATCH DAY SERVICES**

Printed copies of notes, flip cards and statistics will be available upon request. Digital copies will be emailed out prior to the match and will be available on AuburnTigers.com. Media members are permitted to bring their own printed materials. Stats will not printed between sets or after matches. Live stats will be provided during the match and final statistics will be emailed out and posted on AuburnTigers.com. All post-match interviews will be conducted in the media room. Wireless internet is available in the Arena; ask Thomas Hoffman for the password. Match highlights, photos and postgame interviews will be available on Imagen following matches.

**PHOTO SERVICES**

For photos of Auburn volleyball or any Olympic sports, contact Zach Bland at zdb007@auburn.edu.

**COMMUNICATIONS STAFF**

Thomas Hoffman      Volleyball Contact  
cell: 503-302-9592  
email: tgh0024@auburn.edu

Kirk Sampson      Associate AD  
cell: 334-750-1385  
email: sampska@auburn.edu

**UNIVERSITY INFORMATION**

City / Zip \_\_\_\_\_ Auburn, Ala. / 36831  
 Founded \_\_\_\_\_ Oct. 1, 1856  
 Enrollment \_\_\_\_\_ 30,737  
 Nickname \_\_\_\_\_ Tigers  
 Colors \_\_\_\_\_ Navy Blue & Burnt Orange  
 Affiliation \_\_\_\_\_ NCAA Division I  
 Conference \_\_\_\_\_ Southeastern Conference  
 Home Court \_\_\_\_\_ Neville Arena (9,121)  
 President \_\_\_\_\_ Dr. Chris Roberts  
 Athletics Director \_\_\_\_\_ John Cohen  
 Sport Administrator \_\_\_\_\_ Joy Vrbka (Florida, 2003)

**TEAM INFORMATION**

Letterwinners Returning/Lost \_\_\_\_\_ 9/5  
 Starters Returning/Lost \_\_\_\_\_ 3/3+libero  
 Newcomers \_\_\_\_\_ 6  
 2023 Overall Record \_\_\_\_\_ 20-10  
 2023 Conference Record/Finish \_\_\_\_\_ 10-8/4th

**PROGRAM HISTORY**

First Year of Volleyball \_\_\_\_\_ 1967  
 \_\_\_\_\_ Program discontinued 1981; Reinstated 1986  
 Seasons of Auburn Volleyball \_\_\_\_\_ 46th  
 All-Time Overall Record \_\_\_\_\_ 714-709-4 (.499)  
 in Neville Arena (Since 2013) \_\_\_\_\_ 81-64 (.549)  
 Total Home Record \_\_\_\_\_ 253-217 (.535)  
 All-Time SEC Record \_\_\_\_\_ 211-376 (.356)  
 NCAA Tournament Appearances \_\_\_\_\_ 3/2010, '22, '23  
 SEC Championships/Last \_\_\_\_\_ 1/Co-West Champions (1996)

**STAFF INFORMATION**

Head Coach \_\_\_\_\_ Brent Crouch (Texas A&M, '98 & '00; Oregon '06)  
 Career Record \_\_\_\_\_ 153-133 (.530)/11th Season  
 Record at Auburn \_\_\_\_\_ 58-42 (.567)/5th Season  
 Assistant Coach/Recruiting Coordinator \_\_\_\_\_ Rachel Corbelli (3rd Season)  
 Assistant Coach \_\_\_\_\_ Keith Smith (3rd Season)  
 Assistant Coach \_\_\_\_\_ Jack Burton (2nd Season)  
 Technical Coordinator \_\_\_\_\_ Mackenna Basore (3rd Season)  
 Director of Operations \_\_\_\_\_ Emily Houle (3rd Season)  
 Strength & Conditioning \_\_\_\_\_ Bethany Gainey  
 Athletic Trainer \_\_\_\_\_ Nate Warner  
 Equipment Manager \_\_\_\_\_ Brian Maddox

**ATHLETIC COMMUNICATIONS**

Associate AD/Communications \_\_\_\_\_ Kirk Sampson  
 Assistant Director/Volleyball Contact \_\_\_\_\_ Thomas Hoffman  
 Email \_\_\_\_\_ tgh0024@auburn.edu  
 Phone \_\_\_\_\_ 503-302-9592  
 Mailing Address \_\_\_\_\_ Auburn Athletics Complex  
 \_\_\_\_\_ 392 S. Donahue Drive  
 Website \_\_\_\_\_ AuburnTigers.com

**GAMEDAY EXPERIENCE: NEVILLE ARENA**

>> Neville Arena is in its seventh season as home of Auburn volleyball. The Tigers are 81-64 since moving to the Arena in 2013. The facility seats approximately 9,121.



**LAST TIME OUT VS TROY**

» Madison Scheer paced Auburn's effort with 17 kills the last time the Tigers faced the Trojans in 2022. Auburn added 17 team blocks, a program record in a four-set match at the time, while the Orange and Blue continued its winning streak to open the season. Auburn would finish non-conference play 14-0, a new school record to open a campaign.

**SCOUTING TROY**

» Josh Lauer begins his eighth season at the helm of the Troy Volleyball program. Last season, he led the Trojans to a 15-13 overall record with a 12-4 mark in Sun Belt play, bowing out in the conference tournament with a five-set loss to James Madison.

This year, Troy was picked to finish second in the West Division behind only Texas State. Junior setter Janelle Stuempfig was also named Sun Belt Preseason Setter of Year. In 2023, the Wisconsin native stacked up 1,084 assists, second most in the SBC.

Meanwhile Tori Hester was honored on the Preseason All-Sun Belt Team. Hester led Troy in kills (442) and kills per set (4.21). Entering the season, she ranks ninth in program history in kills (1,231). The Salisbury, North Carolina product leads the way early in 2024, averaging an impressive 5.67 kills per set. She's already had two matches with more than 20 kills.

Amiah Butler isn't far behind Hester. Butler is averaging a robust 4.04 kills per set in the early parts of 2024.

Defensively, Troy is looking to set up a tough block at the net. Butler, along with Ella Broadhead and Sydney Austin are all totaling over 1.00 blocks per set after three matches.

Troy opened the season in Baton Rouge, Louisiana, earning wins over New Hampshire and tournament host LSU. The Trojans only blemish came on opening day with a loss to Maryland.

**AUBURN-TROY SERIES**

» Auburn remains undefeated against the Trojans in a matchup that dates back to 1974. In total, the Tigers have won all 16 editions of the contest, including a four-set victory two seasons ago in Birmingham.

**SERVE-RECEIVING VOTES**

» The Tigers opened the preseason AVCA Coaches poll receiving 54 votes. Last season, Auburn jumped into the rankings for the first time in program history and climbed as high as No. 22 during a stretch that saw the Orange and Blue amongst the top 25 for 10 consecutive weeks.

**PLAYER TO WATCH: LAUREN DREVES**

» Freshman Lauren Dreves arrives on campus after earning local and national spotlight in her home of Vancouver, Washington. The Washington Gatorade Player of the Year will earn her first start against North Alabama on Friday.



**NO PLACE LIKE NEVILLE**

» Auburn is now 32-19 at home under head coach Brent Crouch. All-time Auburn is 81-64 in Neville.

**THE CROUCH HISTORICAL SOCIETY**

- » Since his arrival on the Plains, head coach Brent Crouch has led the Tigers to a number of firsts:
- First back-to-back trips to NCAA Tournament
  - First top-25 ranking
  - First top-10 win
  - First win in Gainesville over Florida
  - First back-to-back 20-win season since 1991-92
  - First win over LSU since 2016
  - First sweep over LSU since 1999
  - Largest crowd in Neville history (2,529)
  - First win in College Station over Texas A&M
  - First win in Columbia over Missouri
  - Best start to a season in program history (14-0)
  - Best start to SEC Play in program history (3-0)
  - Most wins in a season in rally-scoring era (22)

**THE 200 LINE**

» A hitting percentage of .200 or better was the magic number for the Tigers in 2023. Auburn is now 18-3 over the last two seasons when its offense manages .200 or better. Defensively, when holding opponents to .200 or worse, Auburn is 17-2 over the same time frame.

**THE KILLERS**

» A focus in offensive efficiency in the offseason has paid off for head coach Brent Crouch and the Tigers. Through three matches, Auburn is second in the SEC in kills per set, averaging 15.2.

**MAKING IT DIFFICULT**

» Auburn's blocks, led by freshman Emma Moore, combined with stellar back-row defense, the Tigers are holding opponents to a hitting percentage of just .142. The mark is second in the conference.

**CAN YOU DIG IT?**

» Led by Baylor transfer Alexis Dacosta, Auburn's defensive specialist have been stockpiling digs in the early parts of 2024. The Tigers' 81 digs against Wofford were the third most amongst the SEC last weekend and the 72 versus North Alabama were the most in a three-set match in the conference.

**PASS IT ON**

» Auburn's passers have been equally as brilliant early this season. The Tigers are allowing just 0.50 aces per set, second only to the Kentucky Wildcats.

**DOUBLE-DOUBLE TROUBLE**

» Freshman setter Kalei Edson has proved she fits right in Auburn's 6-2 system. Both Edson and fellow setter Peyton Dunn collected double-doubles over the

**SEC STANDINGS & SCHEDULE**

	2024 STANDINGS					
	CONF	OVERALL	HOME	ROAD	NTRL	STRK
<b>Auburn</b>	<b>0-0</b>	<b>3-0</b>	<b>3-0</b>	<b>0-0</b>	<b>0-0</b>	<b>W3</b>
Texas	0-0	1-0	0-0	1-0	0-0	W1
Florida	0-0	3-0	0-0	2-0	1-0	W3
Alabama	0-0	3-0	3-0	0-0	0-0	W3
Arkansas	0-0	3-0	0-0	1-0	2-0	W3
Texas A&M	0-0	2-0	0-0	1-0	1-0	W2
Kentucky	0-0	3-1	3-0	0-0	0-1	W3
Ole Miss	0-0	2-1	0-0	0-1	2-0	W1
South Carolina	0-0	2-1	0-0	1-0	1-1	W2
LSU	0-0	2-1	2-1	0-0	0-0	L1
Georgia	0-0	2-1	0-0	0-1	2-0	L1
Missouri	0-0	2-1	0-0	0-1	2-0	W1
Oklahoma	0-0	1-1	0-1	1-0	0-0	W1
Mississippi State	0-0	1-1	0-0	1-0	0-1	W1
Tennessee	0-0	0-2	0-1	0-1	0-0	L2

**THIS WEEK IN THE SEC...**

<b>Monday, Sept. 2</b> Texas A&M CC vs. Texas A&M, 5 p.m. Texas vs. Minnesota, 7:30 p.m.	Wichita State vs. Arkansas, 8 p.m. Georgia vs. Colorado, 9 p.m.
<b>Tuesday, Sept. 3</b> Troy vs. Auburn, 8 p.m.	<b>Saturday, Sept. 7</b> Alabama vs. Arizona, 11 a.m. LSU vs. Davidson, 1 p.m. Missouri vs. Louisville, 2 p.m. Oklahoma vs. Omaha, 2 p.m. Southern Indiana vs. Florida, 4 p.m. Georgia vs. Washington, 5 p.m. Miami (FL) vs. Texas, 5 p.m. JMU vs. Kentucky, 7:30 p.m. LA Tech vs. Arkansas, 8 p.m. Ole Miss vs. N. Colorado, 8 p.m.
<b>Thursday, Sept. 5</b> Ole Miss vs. N. Colorado, 1 p.m. Alabama vs. Prairie View A&M, 4 p.m. LSU vs. Duke, 6:30 p.m. UCLA vs. Tennessee, 7 p.m. <b>Cal Poly vs. Auburn, 7 p.m.</b> Rutgers vs. Arkansas, 7 p.m. Indiana vs. Texas, 9 p.m.	<b>Sunday, Sept. 8</b> Missouri vs. S. Dakota, 11 a.m. Georgia vs. Fresno State, 1 p.m. <b>Florida State vs. Auburn, 1 p.m.</b> Ball State vs. Kentucky, 2 p.m. N. Carolina vs. S. Carolina, 2 p.m. Notre Dame vs. Mississippi St., 2 p.m. Little Rock vs. Arkansas, 3 p.m. Ohio State vs. Florida, 4 p.m.
<b>Friday, Sept. 6</b> Ole Miss vs. Rider, Noon LSU vs. FIU, 4 p.m. Temple vs. South Carolina, 6 p.m. Missouri vs. N. Kentucky, 6 p.m. LIU vs. Tennessee, 6:30 p.m. Oklahoma vs. Drake, 7 p.m. Penn State vs. Kentucky, 7 p.m. Alabama vs. Alabama State, 7 p.m. Michigan vs. Mississippi St., 7 p.m. USF vs. Florida, 7 p.m. Texas State vs. Texas A&M, 7:30 p.m.	*All times ET

**2023 NCAA RPI REPORT (AUBURN - 33)**

RK	TEAM	RECORD	AU RESULT
7	Kentucky	19-7	L, 0-3
10	Arkansas	25-5	L, 0-3
	Arkansas		L, 2-3
11	Tennessee	24-4	L, 1-3
19	Florida	18-9	L, 2-3
	Florida		W, 3-0
24	SMU	25-6	W, 3-1
26	Florida St.	23-8	W, 3-2
32	South Alabama	22-8	W, 3-2
34	Missouri	17-12	L, 0-3
	Missouri		L, 1-3
37	Texas A&M	16-12	W, 3-2
47	Georgia	19-11	W, 3-1
	Georgia		W, 3-2
83	LSU	11-17	W, 3-0
85	Mississippi St.	13-15	L, 2-3
96	South Carolina	11-16	W, 3-2
	South Carolina		W, 3-2
126	Middle Tenn.	20-9	L, 1-3
131	Coppin St.	27-4	W, 3-1
144	Ole Miss	11-18	W, 3-1
155	Mercer	16-12	W, 3-0
165	Samford	16-15	W, 3-1
208	Alabama	11-18	W, 3-1
	Alabama		W, 3-0
212	McNeese	16-17	W, 3-0
260	Jacksonville St.	5-22	W, 3-0
264	UAB	5-26	W, 3-1
286	Charleston So.	9-19	W, 3-1

AUBURN OPPONENTS ONLY

## AVCA COACHES POLL

RK	TEAM	POINTS	RECORD	PREV.
1	Texas (51)	1,514	1-0	1
2	Nebraska (10)	1,470	3-0	2
3	Pittsburgh	1,375	2-0	4
4	Louisville	1,352	2-0	6
5	Stanford	1,253	2-0	5
6	Wisconsin	1,211	0-2	3
7	Penn State	1,149	2-0	7
8	Purdue	1,049	3-0	8
9	Kentucky	965	3-1	9
10	Florida	930	3-0	11
11	Creighton	906	3-0	12
12	Oregon	876	1-1	10
13	Kansas	787	3-0	13
14	BYU	668	3-0	16
15	Florida State	526	3-0	20
16	Arizona State	513	3-0	17
17	Tennessee	486	0-2	15
18	Minnesota	453	0-1	18
19	Georgia Tech	399	1-1	14
20	Southern California	375	2-0	21
21	Arkansas	310	3-0	19
22	Dayton	257	2-0	22
23	Baylor	241	3-0	23
24	Marquette	182	1-0	24
25	UCLA	134	2-0	NR

Others receiving votes and listed on two or more ballots: Georgia 88; Western Kentucky 68; TCU 62; Houston 41; Ohio State 30; Hawai'i 28; Miami (FL) 23; Washington State 23; Auburn 20; SMU 12; Missouri 11; Indiana 10; Washington 10; UNLV 4

## INSIDE THE MATCH-UPS

## TROY (STATE) 16-0 (1.000)

10-0 H • 3-0 A • 3-0 N

YEAR	SITE	RESULT	MATCH SCORE
1974	HOME	W	2-0
1974	NEUTRAL	W	2-0
1974	HOME	W	2-0
1975	HOME	W	2-0
1975	HOME	W	2-0
1978	HOME	W	2-0
1979	HOME	W	2-1
1979	NEUTRAL	W	2-0
2007	HOME	W	3-1
2008	AWAY	W	3-0
2009	HOME	W	3-0
2010	HOME	W	3-0
2010	AWAY	W	3-0
2012	AWAY	W	3-0
2014	HOME	W	3-0
2022	NEUTRAL	W	3-1

weekend. Edson secured two, finishing with 11 assists and 10 digs against North Alabama and following up with 19 assists and 14 digs versus Wofford. Dunn managed 27 assists and 11 digs in the win over the Terriers.

## HEADLINER

» Junior outside hitter Madison Scheer returns after a breakout sophomore season. Finishing with career highs in kills, kills per set, digs per set, blocks per set and points per set, the Eureka, Missouri native earned AVCA All-South Region honors. Scheer was also named AVCA National Player of the Week after the Tigers swept then-No. 9 Florida and took down South Carolina. It was just the second such award in program history (Rani Whitson 1996). Scheer was also named to the 2024 preseason All-SEC Team.

## SUMMER VIBES

» The month of August has been kind to both head coach Brent Crouch and the Tigers. Crouch is undefeated (12-0) and 25-3 all-time at the beginning of seasons.

## FRESH WHAT? FRESHMEN

» Lauren Dreves, Kalei Edson, Emma Moore, Grace Havlicek and Bella Humphrey are each looking to make an impact during the 2024 campaign. All five picked up All-American honors during their high school careers, Dreves is the reigning Washington Gatorade Player of the Year and Moore is a two-time Alabama State Champion from McGill-Toolen High School.

## RIVALRY REWARDS

» Brent Crouch knows how to coach in rivalry matchup. Since arriving on the Plains, Crouch is a perfect 6-0 against Alabama and 5-1 versus Georgia.

## TIGERS PICKED 10th

» Auburn was tabbed to finish 10th in SEC preseason coaches poll. Head coach Brent Crouch has outperformed preseason expectations in each of the last three seasons on the Plains.

## PLAYER TO WATCH: MADISON SCHEER

» The All-SEC honoree is downright unstoppable on most nights. The Eureka, Missouri Native is averaged career highs in kills (374), kills per set (3.34), points per set (3.60), hitting percentage (.262) and blocks per set (0.48) last season.



HEAD COACH BRENT CROUCH

QUICK FACTS

College — Texas A&M ('98, '00)  
 — Oregon ('06)  
 Wife — Marcy  
 Sons — Jonathan and William

COACHING RECORD

Head Coaching Career — 11th Season  
 Career Record — 153-133  
 NCAA Appearances — 4

COACHING CAPSULE

2020-Pr. Auburn 58-42  
 2018-19 Southern California 40-25  
 2014-17 Portland 55-66

YEAR-BY-YEAR RESULTS

2024	Auburn	3-0
2023	Auburn	20-10
2022	Auburn	22-9
2021	Auburn	13-15
2020	Auburn	0-8
2019	USC	18-14
2018	USC	22-11
2017	Portland	15-15
2016	Portland	17-13
2015	Portland	16-15
2014	Portland	7-23



Brent Crouch begins his fifth season at the helm of the Auburn Volleyball program in 2024. Crouch and the Tigers continue to reset the bar for what's

possible on the Plains, coming off back-to-back 20-win seasons for the first time since 1991-92.

The 2023 campaign saw Crouch and the Tigers reach new heights once that improbable at Auburn. A 20-10 overall mark with a 10-8 record in SEC play gave the Tigers a second straight trip to the NCAA Tournament for the first time in school history. Not only did the orange and blue earn a berth to the big dance but the Tigers claimed a seeded spot (No. 7) for the first time.

Crouch's fourth year at the wheel brought a number of signature moments, including Auburn's first win in Gainesville over then-No.9 Florida to signal the programs first top 10 victory as well. Combined with the win over the Gators, Auburn knocked off South Carolina two days later as sophomore Maddie Scheer hit north of .400 and averaged above 4.0 kills per set across both matches to pick up AVCA National Player of the Week. It was just the second time in school history a Tiger had collected the honor.

In 2022, Auburn earned a berth into the NCAA Tournament for just the second time in school history and the first since 2010. A first-round victory over host and No. 14 Creighton provided the program with its second postseason win and first triumph over a nationally-ranked opponent since 2017.

Crouch wasn't left out of the postseason awards season, securing AVCA South Region Coach of the Year, the first such award for the Tiger Volleyball program.

Prior to Auburn, Crouch served as the head coach at the University of South California, compiling a 40-25 record. He would lead the Trojans to the second round of the NCAA Tournament in both years in Los Angeles. In 2018, Crouch's Trojans earned the No. 11 overall seed in the Tournament and the No. 21 ranking in the final AVCA Coaches poll of the year.

Along with numerous Pac-12 accolades, Crouch helped Raquel Lazaro, Brooke Botkin and Khalia Lanier to AVCA All-American honors while with the Trojans. Lanier, a two-time All-American, became just the fifth player in Pac-12 history to record 2,000 kills and 1,000 digs in her career.

Before leading the Trojans, Crouch spent four seasons as head coach of the University of Portland. The 2016 West Coast Conference Coach of the Year inherited a winless program and guided the Pilots to its winningest season in 25 years just two seasons later. His 48 victories in his final three years in the Rose City was the best three-season total since 1984-86. He put Portland on the WCC map, earning wins over top-10, top-15 and top-25 opponents while in charge of the Pilots. Crouch coached three All-WCC First Team selections, a WCC All-Freshman Team honoree and three WCC All-Academic First Teamers.

Crouch arrived at Portland after four seasons (2010-13) at Saint Mary's College, where he was an assistant with the indoor program and head coach of the beach team.

A graduate of Texas A&M University in 1998, he also holds a Master's Degree in Philosophy (2000) from A&M and a Doctorate in Philosophy from the University of Oregon (2006).

2024 AUBURN VOLLEYBALL ROSTER

No.	Name	Year	Pos.	Ht.	Hometown (High School/Previous School)
1	MADISON SCHEER	JR.	OH	6-1	EUREKA, MO. (EUREKA)
2	LAUREN DREVES	FR.	OH	5-1	VANCOUVER, WASH. (COLUMBIA RIVER)
4	FALLAN LANHAM	SR.	L/DS	58	LOUISVILLE, KY. (MERCY ACADEMY)
5	BELLA BELL	GR.	RS	6-4	BLYTHEWOOD, S.C. (KENTUCKY)
6	KALEI EDSON	FR.	S	5-10	CENTRALIA, ILL. (CENTRALIA)
7	PEYTON DUNN	R-JR.	S	5-11	DECATUR, TEXAS (OKLAHOMA)
9	ZOE SLAUGHTER	JR.	L/DS	5-7	HONOLULU, HAWAII (MOANALUA)
10	EMMA MOORE	FR.	MB	6-3	MOBILE, ALA. (MCGILL-TOOLEN)
12	BEL ZIMMERMAN	JR.	OH	6-2	LIBERTY, MO. (LIBERTY NORTH)
13	PAIGE THIBAUT	SR.	L/DS	5-6	WATERTOWN, MINN. (FIU)
14	CHELSEY MCCURDY	GR.	MB	6-3	PUYALLUP, WASH. (PORTLAND)
15	ALEXIS DACOSTA	JR.	L/DS	5-11	KATY, TEXAS (BAYLOR)
17	GRACE HAVLICEK	FR.	MB	6-3	PALM BEACH GARDENS, FLA. (THE BENJAMIN SCHOOL)
19	JASMINE OKEOMA	R-FR.	MB	6-3	WOODBIDGE, VA. (FOREST PARK)
21	BELLA HUMPHREY	FR.	L/DS	5-9	LAFAYETTE, IND. (MCCUTCHEON)
22	SYDNEY HANDEL	JR.	L/DS	6-0	LEE'S SUMMIT, MO. (LEE'S SUMMIT WEST)
25	LAKIN LAURENDINE	R-FR.	OH	6-1	JACKSON, MISS. (JACKSON ACADEMY)

HEAD COACH | BRENT CROUCH (5TH SEASON)

ASSISTANT COACH | KEITH SMITH (3RD SEASON)

ASSISTANT COACH/RECRUITING COORDINATOR | RACHEL CORBELLI (3RD SEASON)

ASSISTANT COACH | JACK BURTON (2ND SEASON)

PRONUNCIATION GUIDE:

MADISON SCHEER – SHEER	LAUREN DREVES – DREEVS	FALLAN LANHAM – FAL(LIKE PAL)-AN LAN-EM
KALEI EDSON – KAY-LEE	SYDNEY HANDEL – HAHN-DELL	PAIGE THIBAUT – THEE-BALT
ALEXIS DACOSTA – DUH-COST-UH	GRACE HAVLICEK – HAVE-LEH-CHECK	JASMINE OKEOMA – OKAY-AH-MUH
LAKIN LAURENDINE – LAY-KIN LOR-EN-DEAN		

INSIDE THE 2023 NUMBERS



CATEGORY	AUBURN	TROY
Kills	152	159
Per Set	15.2	13.3
Errors	54	81
Total Attacks	443	436
Hitting Pct.	.221	.179
Assists	138	155
Per Set	13.8	12.9
Service Aces	8	12
Per Set	0.8	1.0
Service Errors	20	26
Reception Errors	5	10
Per Set	0.5	0.8
Digs	213	179
Per Set	21.3	14.9
Solo Blocks	2	8
Block Assists	50	48
Total Blocks	27	32
Per Set	2.7	2.7

2024 INDIVIDUAL HIGHS BY SET

THREE SETS

HITTING PERCENTAGE (MIN. 12 KILLS) \_\_\_\_\_ .423, Bella Bell vs. North Alabama (Aug. 30)  
 KILLS \_\_\_\_\_ 14 (2x), last Bel Zimmerman vs. Georgia Southern (Aug. 30)  
 TOTAL ATTEMPTS \_\_\_\_\_ 37, Bel Zimmerman vs. North Alabama (Aug. 30)  
 POINTS \_\_\_\_\_ 15.0 (2x), last Bel Zimmerman vs. Georgia Southern (Aug. 30)  
 ASSISTS \_\_\_\_\_ 20, Peyton Dunn vs. North Alabama (Aug. 30)  
 DIGS \_\_\_\_\_ 21, Alexis Dacosta vs. North Alabama (Aug. 30)  
 ACES \_\_\_\_\_ 2, Kalei Edson vs. Georgia Southern (Aug. 30)  
 BLOCKS \_\_\_\_\_ 7.0, Emma Moore vs. North Alabama (Aug. 30)

FOUR SETS

HITTING PERCENTAGE (MIN. 12 KILLS) \_\_\_\_\_ .406, Bel Zimmerman vs. Wofford (Aug. 31)  
 KILLS \_\_\_\_\_ 16, Madison Scheer & Bel Zimmerman vs. Wofford (Aug. 31)  
 TOTAL ATTEMPTS \_\_\_\_\_ 36, Bella Bell & Bel Zimmerman vs. Wofford (Aug. 31)  
 POINTS \_\_\_\_\_ 17.5, Madison Scheer & Bel Zimmerman vs. Wofford (Aug. 31)  
 ASSISTS \_\_\_\_\_ 27, Peyton Dunn vs. Wofford (Aug. 31)  
 DIGS \_\_\_\_\_ 19, Lauren Dreves vs. Wofford (Aug. 31)  
 ACES \_\_\_\_\_ 1, 3 players vs. Wofford (Aug. 31)  
 BLOCKS \_\_\_\_\_ 7.0, Chelsey McCurdy vs. Wofford (Aug. 31)

FIVE SETS

HITTING PERCENTAGE (MIN. 12 KILLS) \_\_\_\_\_ --  
 KILLS \_\_\_\_\_ --  
 TOTAL ATTEMPTS \_\_\_\_\_ --  
 POINTS \_\_\_\_\_ --  
 ASSISTS \_\_\_\_\_ --  
 DIGS \_\_\_\_\_ --  
 ACES \_\_\_\_\_ --  
 BLOCKS \_\_\_\_\_ --

2024 TEAM HIGHS BY SET

THREE SETS

HITTING PERCENTAGE (MIN. 12 KILLS) \_\_\_\_\_ .236, vs. Georgia Southern (Aug. 30)  
 KILLS \_\_\_\_\_ 45, vs. Georgia Southern (Aug. 30)  
 TOTAL ATTEMPTS \_\_\_\_\_ 150, vs. North Alabama (Aug. 30)  
 ASSISTS \_\_\_\_\_ 41, vs. Georgia Southern (Aug. 30)  
 DIGS \_\_\_\_\_ 72, vs. North Alabama (Aug. 30)  
 ACES \_\_\_\_\_ 4, vs. Georgia Southern (Aug. 30)  
 BLOCKS \_\_\_\_\_ 9.0, vs. Georgia Southern (Aug. 30)

FOUR SETS

HITTING PERCENTAGE (MIN. 12 KILLS) \_\_\_\_\_ .271, vs. Wofford (Aug. 31)  
 KILLS \_\_\_\_\_ 64, vs. Wofford (Aug. 31)  
 TOTAL ATTEMPTS \_\_\_\_\_ 170, vs. Wofford (Aug. 31)  
 ASSISTS \_\_\_\_\_ 59, vs. Wofford (Aug. 31)  
 DIGS \_\_\_\_\_ 81, vs. Wofford (Aug. 31)  
 ACES \_\_\_\_\_ 3, vs. Wofford (Aug. 31)  
 BLOCKS \_\_\_\_\_ 10.0, vs. Wofford (Aug. 31)

FIVE SETS

HITTING PERCENTAGE (MIN. 12 KILLS) \_\_\_\_\_ --  
 KILLS \_\_\_\_\_ --  
 TOTAL ATTEMPTS \_\_\_\_\_ --  
 ASSISTS \_\_\_\_\_ --  
 DIGS \_\_\_\_\_ --  
 ACES \_\_\_\_\_ --  
 BLOCKS \_\_\_\_\_ --

WEEKLY AWARDS

SEC Weekly Awards

National Weekly Awards

### THE LAST TIME AUBURN...

Won in three sets _____	Aug. 30, 2024 vs. Georgia Southern (25-19, 25-14, 27-25)
Won in four sets _____	Aug. 31, 2024 vs. Wofford (25-19, 23-25, 25-21, 25-17)
Won in five sets _____	Nov. 5, 2023 at Texas A&M (21-25, 25-19, 23-25, 25-22, 15-12)
Lost in three sets _____	Nov. 30, 2023 vs. Western Michigan (18-25, 17-25, 19-25)
Lost in four sets _____	Nov. 12, 2023 at Missouri (25-19, 25-23, 23-25, 25-12)
Lost in five sets _____	Nov. 24, 2023 vs. #9 Arkansas (21-25, 25-16, 19-25, 25-21, 17-15)
Lost first set in a win _____	Nov. 5, 2023 at Texas A&M (21-25, 25-19, 23-25, 25-22, 15-12)
Won first set in a loss _____	Nov. 24, 2023 vs. #9 Arkansas (21-25, 25-16, 19-25, 25-21, 17-15)
Lost first two sets in a win _____	Oct. 27, 2023 vs. Georgia (22-25, 18-25, 25-23, 25-18, 15-11)
Won first two sets in a loss _____	Oct. 10, 2021 at Arkansas (25-20, 25-23, 15-25, 17-25, 7-15)
Beat a ranked opponent _____	Oct. 6, 2023 at #9 Florida (25-23, 25-20, 25-17)
Hit .300-.399 in a match _____	Nov. 19, 2023 vs. LSU (.344)
Hit .400-.499 in a match _____	Sept. 6, 2022 vs. Alabama A&M (.400)
Hit .500 or better in a match _____	Oct. 18, 1998 at Ole Miss (.514)
Held opponent to .000-.100 in a match _____	Nov. 22, 2023 vs. Alabama (.075)
Held opponent to a negative hitting percentage _____	Sept. 9, 2023 vs. Mercer (-.053)
Had 70-79 kills in a match _____	Oct. 26, 2018 vs. Ole Miss (77)
Had 80+ kills in a match _____	Sept. 17, 2006 at Georgia (84)
Had 80-99 digs in a match _____	Aug. 30, 2024 vs. Wofford (81)
Had 100+ digs in a match _____	Sept. 17, 2021 vs. Nicholls (105)
Had 15+ blocks in a match _____	Nov. 24, 2023 vs. #9 Arkansas (15.0)
Had 10+ service aces in a match _____	Sept. 14, 2023 at South Alabama (14)
Had a player(s) with 20-24 kills in a match _____	Nov. 15, 2023 Akasha Anderson at Miss St. (20)
Had a player(s) with 25-29 kills in a match _____	Sept. 14, 2023, Akasha Anderson at South Ala. (26)
Had a player(s) with 30+ kills in a match _____	Oct. 8, 2004, Ashlee Johns vs. Arkansas (30)
Had a player(s) with 10+ blocks in a match _____	Nov. 24, 2023 Bella Bell vs. Arkansas (10)
Had a player(s) with 25-29 digs in a match _____	Sept. 24, 2023 Sarah Morton vs. Arkansas (25)
Had a player(s) with 30+ digs in a match _____	Oct. 17, 2021, Bella Rosenthal vs. Missouri(33)
Had a player(s) with 50+ assists in a match _____	Nov. 5, 2023 Jackie Barrett at Texas A&M (50)
Had a player(s) with 60+ assists in a match _____	Oct. 5, 2022, Jackie Barrett at LSU (60)
Had a player(s) with 5+ aces in a match _____	Sept. 14, 2023, Jackie Barrett at South Ala. (5)

### AUBURN DOUBLE-DOUBLES IN 2024

PLAYER	OPPONENT (SETS)	DATE	STATS
Kalei Edson (2)	vs. North Alabama (3)	Aug. 30	11 assists, 10 digs
	vs. Georgia Southern (3)	Aug. 30	19 assists, 14 digs
Peyton Dunn (1)	vs. Wofford (4)	Aug. 31	27 assists, 11 digs

### AUBURN'S 2024 RECORD WHEN...

OVERALL _____	3-0
SEC- _____	0-0
NON-CONFERENCE _____	3-0
RANKED OPPONENTS _____	0-0
HOME _____	3-0
AWAY _____	0-0
NEUTRAL _____	0-0
BY SETS	
THREE SETS _____	2-0
FOUR SETS _____	1-0
FIVE SETS _____	0-0
WON FIRST SET _____	3-0
LOST FIRST SET _____	0-0
WON SECOND SET _____	2-0
LOST SECOND SET _____	1-0
SPLIT FIRST TWO SETS _____	1-0
WON FIRST TWO SETS _____	2-0
LOST FIRST TWO SETS _____	0-0
SITUATIONAL	
MORE KILLS THAN OPPONENT _____	3-0
FEWER KILLS THAN OPPONENT _____	0-0
KILLS ARE TIED _____	0-0
MORE DIGS THAN OPPONENT _____	2-0
FEWER DIGS THAN OPPONENT _____	1-0
DIGS ARE TIED _____	0-0
MORE ACES THAN OPPONENT _____	2-0
FEWER ACES THAN OPPONENT _____	1-0
ACES ARE TIED _____	0-0
HIGHER HITTING PERCENTAGE THAN OPPONENT _____	3-0
LOWER HITTING PERCENTAGE THAN OPPONENT _____	0-0
HITTING PERCENTAGE TIED _____	0-0
HITTING PERCENTAGE	
.400 OR ABOVE _____	0-0
.300-.399 _____	0-0
.200-.299 _____	2-0
.100-.199 _____	1-0
.000-.099 _____	0-0
NEGATIVE _____	0-0
OPPONENTS' HITTING PERCENTAGE	
.400 OR ABOVE _____	0-0
.300-.399 _____	0-0
.200-.299 _____	0-0
.100-.199 _____	3-0
.000-.099 _____	0-0
NEGATIVE _____	0-0
BY DAY	
MONDAY _____	0-0
TUESDAY _____	0-0
WEDNESDAY _____	0-0
THURSDAY _____	0-0
FRIDAY _____	2-0
SATURDAY _____	1-0
SUNDAY _____	0-0
DAY MATCHES (FIRST SERVE BEFORE 6 P.M.) _____	2-0
NIGHT MATCHES (FIRST SERVE AFTER 6 P.M.) _____	1-0
BY MONTH	
AUGUST _____	3-0
SEPTEMBER _____	0-0
OCTOBER _____	0-0
NOVEMBER _____	0-0
DECEMBER _____	0-0
JERSEY COLOR	
NAVY SLEEVELESS w/POWER STRIPE _____	0-0
NAVY SOLID _____	0-0
ORANGE SLEEVELESS w/POWER STRIPE _____	3-0
ORANGE SOLID _____	0-0
PINK _____	0-0



## 2024 AUBURN MATCH-BY-MATCH STARTERS

DATE	OPPONENT	RESULT	OUTSIDE	MIDDLE	RIGHT SIDE	OUTSIDE/DS/SERVE	MIDDLE	LIBERO	SETTER
8/30	vs. North Alabama	W, 3-0	Lauren Dreves	Emma Moore	Bella Bell	Madison Scheer	Chelsey McCurdy	Alexis Dacosta	Peyton Dunn
8/30	vs. Georgia Southern	W, 3-0	Lauren Dreves	Emma Moore	Bella Bell	Madison Scheer	Chelsey McCurdy	Alexis Dacosta	Peyton Dunn
8/31	vs. Wofford	W, 3-0	Lauren Dreves	Emma Moore	Bella Bell	Madison Scheer	Chelsey McCurdy	Fallan Lanham	Peyton Dunn

## 2024 AUBURN MATCH-BY-MATCH LEADERS

DATE	OPPONENT	RESULT	KILLS	ASSISTS	ACES	DIGS	BLOCKS	HIT PCT. (MIN 10 ATT.)
8/30	vs. North Alabama	W, 3-0	Bella Bell (14)	Peyton Dunn (20)	Chelsey McCurdy (1)	Alexis Dacosta (21)	Emma Moore (7)	Bella Bell (.423)
8/30	vs. Georgia Southern	W, 3-0	Bel Zimmerman (14)	Kalei Edson (19)	Kalei Edson (2)	Alexis Dacosta (15)	3 Players (4)	Bell Zimmerman (.407)
8/31	vs. Wofford	W, 3-0	Zimmerman/Scheer (16)	Peyton Dunn (27)	3 Players (3)	Lauren Dreves (19)	Chelsey McCurdy (7)	Emma Moore (.583)

## 2024 OVERALL STATISTICS

### Game Records

Overall	Conference	Home	Away	Neutral
3 - 0	0 - 0	3 - 0	0 - 0	0 - 0

### Team Box Score

##	Player	SP	Attack					Set		Serve				Dig		Blocking					PTS	
			K	K/S	E	TA	PCT	A	A/S	SA	SE	SA/S	RE	DIG	DIG/S	BS	BA	TOT/S	BLK/S	BE		BHE
1	Scheer, Madison	10	36	3.60	12	103	.233	1	0.10	0	1	0.00	0	9	0.90	1	6	7	0.70	0	0	40.0
2	Dreves, Lauren	10	17	1.70	11	90	.067	1	0.10	2	2	0.20	0	40	4.00	0	7	7	0.70	0	0	22.5
4	Lanham, Fallan	10	0	0.00	0	1	.000	3	0.30	1	3	0.10	0	29	2.90	0	0	0	0.00	0	0	1.0
5	Bell, Bella	10	33	3.30	10	78	.295	0	0.00	0	0	0.00	0	2	0.20	0	6	6	0.60	4	0	36.0
6	Edson, Kalei	10	1	0.10	0	2	.500	54	5.40	3	6	0.30	0	31	3.10	0	0	0	0.00	0	0	4.0
7	Dunn, Peyton	10	0	0.00	0	3	.000	62	6.20	0	1	0.00	0	22	2.20	0	0	0	0.00	0	0	0.0
9	Slaughter, Zoe	4	1	0.25	0	1	1.000	0	0.00	0	1	0.00	0	9	2.25	0	0	0	0.00	0	0	1.0
10	Moore, Emma	10	13	1.30	6	30	.233	0	0.00	0	0	0.00	0	0	0.00	0	13	13	1.30	1	0	19.5
12	Zimmerman, Bel	10	37	3.70	12	96	.260	0	0.00	0	0	0.00	1	8	0.80	0	7	7	0.70	3	0	40.5
13	Thibault, Paige	4	0	0.00	0	0	.000	4	1.00	0	0	0.00	0	14	3.50	0	0	0	0.00	0	0	0.0
14	McCurdy, Chelsey	10	14	1.40	3	38	.289	0	0.00	2	4	0.20	0	13	1.30	1	11	12	1.20	1	0	22.5
15	Dacosta, Alexis	6	0	0.00	0	1	.000	13	2.17	0	2	0.00	0	36	6.00	0	0	0	0.00	0	0	0.0
<b>AUBURN</b>		<b>10</b>	<b>152</b>	<b>15.20</b>	<b>54</b>	<b>443</b>	<b>.221</b>	<b>138</b>	<b>13.80</b>	<b>8</b>	<b>20</b>	<b>0.80</b>	<b>5</b>	<b>213</b>	<b>21.30</b>	<b>2</b>	<b>50</b>	<b>27</b>	<b>2.70</b>	<b>9</b>	<b>0</b>	<b>187.0</b>
<b>Opponents</b>		<b>10</b>	<b>124</b>	<b>12.40</b>	<b>62</b>	<b>436</b>	<b>.142</b>	<b>116</b>	<b>11.60</b>	<b>5</b>	<b>23</b>	<b>0.50</b>	<b>8</b>	<b>215</b>	<b>21.50</b>	<b>2</b>	<b>28</b>	<b>16</b>	<b>1.60</b>	<b>4</b>	<b>0</b>	<b>145.0</b>

### Team statistics

	AU	OPP
<b>ATTACK</b>		
Kills	152	124
Errors	54	62
Total Attacks	443	436
Attack Pct	.221	.142
Kills/Set	15.20	12.40
<b>SET</b>		
Assists	138	116
Attempts	446	457
Assist Pct	.309	.254
Assists/Set	13.80	11.60
<b>SERVE</b>		
Aces	8	5
Errors	20	23
Attempts	246	209
Serve Pct	.919	.890
Aces/Set	0.80	0.50
<b>SERVE RECEPTIONS</b>		
Errors	5	8
Errors/Set	0.50	0.80
Attempts	186	226
Reception Pct	.973	.996
<b>DEFENSE</b>		
Digs	213	215
Digs/Set	21.30	21.50
<b>BLOCKING</b>		
Block solo	2	2
Block Assist	50	28
Total Blocks	27	16
Blocks/Set	2.70	1.60
Block Errors	9	4
Ball handling errors	0	0
<b>ATTENDANCE</b>		
Total	2744	0
Dates/Avg Per Date	3/915	0/0
Neutral Site #/Avg	0/0	-
Current win streak	0	-
Home win streak	0	-

### Team Results

Date	Opponent		Score	Score-by-set	Att.
08/30/2024	North Ala.	W	3-0	25-21,25-21,25-23	555
08/30/2024	Ga. Southern	W	3-0	25-19,25-14,27-25	1136
08/31/2024	Wofford	W	3-1	25-19,23-25,25-21,25-17	1053

## 2024 STATISTICAL LEADERS

## Attack (by PCT)

#	Player	S	K	K/S	E	TA	PCT
9	Slaughter, Zoe	4	1	0.25	0	1	1.000
6	Edson, Kalei	10	1	0.10	0	2	.500
5	Bell, Bella	10	33	3.30	10	78	.295
14	McCurdy, Chelsey	10	14	1.40	3	38	.289
12	Zimmerman, Bel	10	37	3.70	12	96	.260
10	Moore, Emma	10	13	1.30	6	30	.233
1	Scheer, Madison	10	36	3.60	12	103	.233
2	Dreves, Lauren	10	17	1.70	11	90	.067
4	Lanham, Fallan	10	0	0.00	0	1	.000
7	Dunn, Peyton	10	0	0.00	0	3	.000
15	Dacosta, Alexis	6	0	0.00	0	1	.000
13	Thibault, Paige	4	0	0.00	0	0	.000

## Kill (by K)

#	Player	S	K	K/S
12	Zimmerman, Bel	10	37	3.70
1	Scheer, Madison	10	36	3.60
5	Bell, Bella	10	33	3.30
2	Dreves, Lauren	10	17	1.70
14	McCurdy, Chelsey	10	14	1.40
10	Moore, Emma	10	13	1.30
9	Slaughter, Zoe	4	1	0.25
6	Edson, Kalei	10	1	0.10
4	Lanham, Fallan	10	0	0.00
7	Dunn, Peyton	10	0	0.00
15	Dacosta, Alexis	6	0	0.00
13	Thibault, Paige	4	0	0.00

## Set (by A/S)

#	Player	S	A	A/S	TA	PCT
7	Dunn, Peyton	10	62	6.20	176	.347
6	Edson, Kalei	10	54	5.40	162	.333
15	Dacosta, Alexis	6	13	2.17	41	.317
13	Thibault, Paige	4	4	1.00	11	.364
4	Lanham, Fallan	10	3	0.30	20	.150
1	Scheer, Madison	10	1	0.10	9	.000
2	Dreves, Lauren	10	1	0.10	11	.091
12	Zimmerman, Bel	10	0	0.00	4	.000
5	Bell, Bella	10	0	0.00	1	.000
14	McCurdy, Chelsey	10	0	0.00	6	.000
10	Moore, Emma	10	0	0.00	1	.000
9	Slaughter, Zoe	4	0	0.00	4	.000

## Serve (by SA/S)

#	Player	S	SA	SE	SA/S	TA	PCT
6	Edson, Kalei	10	3	6	0.30	44	.864
2	Dreves, Lauren	10	2	2	0.20	44	.955
14	McCurdy, Chelsey	10	2	4	0.20	50	.920
4	Lanham, Fallan	10	1	3	0.10	43	.930
7	Dunn, Peyton	10	0	1	0.00	32	.969
15	Dacosta, Alexis	6	0	2	0.00	18	.889
13	Thibault, Paige	4	0	0	0.00	0	.000
1	Scheer, Madison	10	0	1	0.00	10	.900
12	Zimmerman, Bel	10	0	0	0.00	0	.000
5	Bell, Bella	10	0	0	0.00	0	.000
10	Moore, Emma	10	0	0	0.00	0	.000
9	Slaughter, Zoe	4	0	1	0.00	5	.800

## Block (by BLK/S)

#	Player	S	BS	BA	TOTAL	BLK/S
10	Moore, Emma	10	0	13	13.0	1.30
14	McCurdy, Chelsey	10	1	11	12.0	1.20
2	Dreves, Lauren	10	0	7	7.0	0.70
1	Scheer, Madison	10	1	6	7.0	0.70
12	Zimmerman, Bel	10	0	7	7.0	0.70
5	Bell, Bella	10	0	6	6.0	0.60
6	Edson, Kalei	10	0	0	0.0	0.00
4	Lanham, Fallan	10	0	0	0.0	0.00
7	Dunn, Peyton	10	0	0	0.0	0.00
15	Dacosta, Alexis	6	0	0	0.0	0.00
13	Thibault, Paige	4	0	0	0.0	0.00
9	Slaughter, Zoe	4	0	0	0.0	0.00

## Defense (by DIG/S)

#	Player	S	DIG	DIG/S	BHE
15	Dacosta, Alexis	6	36	6.00	0
2	Dreves, Lauren	10	40	4.00	0
13	Thibault, Paige	4	14	3.50	0
6	Edson, Kalei	10	31	3.10	0
4	Lanham, Fallan	10	29	2.90	0
9	Slaughter, Zoe	4	9	2.25	0
7	Dunn, Peyton	10	22	2.20	0
14	McCurdy, Chelsey	10	13	1.30	0
1	Scheer, Madison	10	9	0.90	0
12	Zimmerman, Bel	10	8	0.80	0
5	Bell, Bella	10	2	0.20	0
10	Moore, Emma	10	0	0.00	0

## Points (by POINTS/S)

#	Player	S	POINTS	POINTS/S
12	Zimmerman, Bel	10	40.5	4.05
1	Scheer, Madison	10	40.0	4.00
5	Bell, Bella	10	36.0	3.60
2	Dreves, Lauren	10	22.5	2.25
14	McCurdy, Chelsey	10	22.5	2.25
10	Moore, Emma	10	19.5	1.95
6	Edson, Kalei	10	4.0	0.40
9	Slaughter, Zoe	4	1.0	0.25
4	Lanham, Fallan	10	1.0	0.10
15	Dacosta, Alexis	6	0.0	0.00
13	Thibault, Paige	4	0.0	0.00
7	Dunn, Peyton	10	0.0	0.00

## Receptions (by PCT)

#	Player	S	RE	RE/S	TA	PCT
1	Scheer, Madison	10	0	0.00	10	1.000
2	Dreves, Lauren	10	0	0.00	81	1.000
14	McCurdy, Chelsey	10	0	0.00	1	1.000
10	Moore, Emma	10	0	0.00	2	1.000
9	Slaughter, Zoe	4	0	0.00	20	1.000
4	Lanham, Fallan	10	0	0.00	38	1.000
15	Dacosta, Alexis	6	0	0.00	23	1.000
12	Zimmerman, Bel	10	1	0.10	7	.857
5	Bell, Bella	10	0	0.00	0	.000
6	Edson, Kalei	10	0	0.00	0	.000
13	Thibault, Paige	4	0	0.00	0	.000
7	Dunn, Peyton	10	0	0.00	0	.000
TM	TEAM	-	4	0.40	-	-

**TEAM KILLS - SIDOUT ERA**

	KILLS	OPPONENT (SETS)	DATE
1.	114	vs. Kentucky (5)	10/5/97
2.	107	at Tulane (5)	11/10/90
3.	99	vs. Georgia Tech (5)	9/14/95
4.	96	vs. Butler (5)	9/10/94
5.	95	vs. Pittsburgh (5)	9/13/91
6.	94	vs. Lamar (5)	9/24/88
7.	91	vs. LSU (5)	11/13/94
8.	90	at Ole Miss (5)	10/13/96
9.	89	vs. Arkansas (4)	10/20/96
10.	88	at Rhode Island (5)	9/5/97
	88	vs. Mississippi State (4)	10/24/97
	88	vs. Mississippi State (5)	11/12/00

**TEAM KILLS - RALLY ERA**

	KILLS	OPPONENT (SETS)	DATE
1.	84	vs. Virginia Tech (5)	9/2/06
	84	at Georgia (5)	9/17/06
3.	82	vs. Georgia Southern (5)	9/2/05
4.	81	at Mercer (5)	9/8/04
5.	80	vs. Kentucky (5)	10/1/06
	80	vs. Ole Miss (5)	10/24/03
7.	79	at Alabama (5)	10/30/11
8.	77	vs. Ole Miss (5)	10/26/18
9.	75	at South Carolina (5)	11/16/14
	75	at Georgia (5)	11/2/14
	75	vs. Green Bay (5)	9/5/13
	75	vs. Tennessee State (4)	8/25/07
	75	vs. Arkansas (5)	10/8/04
	75	at LSU (5)	10/25/15

**TEAM ASSISTS - RALLY ERA**

	AST.	OPPONENT (SETS)	DATE
1.	79	vs. Georgia Southern (5)	9/2/05
2.	77	at Mercer (5)	9/8/04
3.	76	at Georgia (5)	9/17/06
4.	74	vs. South Carolina (5)	10/5/14
	74	at Alabama (5)	10/30/11
	74	vs. Ole Miss (5)	9/24/03
7.	72	at Georgia (5)	11/2/14
	72	vs. Tennessee State (4)	8/25/07
	72	at LSU (5)	10/25/15
	72	vs. Ole Miss (5)	10/26/18

**TEAM DIGS - RALLY ERA**

	DIGS	OPPONENT (SETS)	DATE
1.	112	at LSU (5)	11/15/13
2.	109	at LSU (5)	10/25/15
3.	107	vs. Northwestern State (5)	9/20/14
4.	<b>105</b>	<b>vs. Nicholls St. (4)</b>	<b>9/17/21</b>
5.	99	at Ole Miss (5)	10/18/16
6.	97	vs. Georgia (4)	11/7/07
	97	vs. LSU (5)	10/5/15
	97	at Tennessee (5)	10/4/17
9.	94	at Tennessee (5)	11/16/12
10.	93	at Georgia (5)	9/17/06
	93	vs. Tennessee (4)	11/9/17

**TEAM ACES - RALLY ERA**

	ACES	OPPONENT (SETS)	DATE
1.	18	vs. Delaware State (3)	9/13/03
2.	16	vs. Tennessee State (4)	8/25/07
	16	vs. Southeastern Louisiana (3)	9/9/06
4.	<b>14</b>	<b>at South Alabama (5)</b>	<b>9/14/23</b>
	14	vs. Troy (3)	8/27/10
	14	vs. Alabama State (3)	9/5/03
7.	13	vs. Tennessee State (5)	8/30/19
	13	at SMU (5)	8/26/06
	13	vs. Mississippi State (5)	10/26/03
10.	12	vs. Louisiana Tech (4)	9/7/07
	12	at Lafayette (3)	9/12/03
	12	vs. Grambling State (3)	9/1/05

**TEAM TOTAL BLOCKS - RALLY ERA**

	BLK	OPPONENT (SETS)	DATE
1.	<b>19.0</b>	<b>vs. UAB (4)</b>	<b>9/15/23</b>
2.	<b>18.0</b>	<b>vs. Georgia (5)</b>	<b>10/9/22</b>
	<b>18.0</b>	<b>vs. Alabama (5)</b>	<b>10/2/21</b>
	18.0	vs. South Florida (5)	9/13/14
5.	<b>17.0</b>	<b>vs. Troy (4)</b>	<b>9/10/22</b>
	<b>17.0</b>	<b>at Arkansas (5)</b>	<b>10/10/21</b>
	<b>17.0</b>	<b>at South Carolina (4)</b>	<b>10/29/20</b>
	17.0	at Georgia Southern (5)	9/12/09
	17.0	vs. Mississippi State (5)	11/5/04
10.	<b>17.0</b>	<b>at South Carolina (5)</b>	<b>10/8/23</b>

**TEAM HITTING - ALL ERAS**

	PCT.	OPPONENT (SETS)	DATE
1.	.530 (41-6-66)	vs. LSU (3)	11/2/97
2.	.514 (65-11-105)	at Ole Miss (3)	10/18/98
3.	.489 (52-6-94)	vs. Alabama A&M (3)	8/29/09
4.	.487 (46-8-78)	vs. Navy (3)	9/15/00
5.	.485 (38-6-66)	vs. Drexel (3)	9/10/93
	.485 (53-5-99)	vs. Eastern Illinois (3)	9/1/18
7.	.474 (52-7-95)	at South Carolina (3)	10/26/12
8.	.472 (40-6-72)	vs. Delaware State (3)	9/13/03
9.	.471 (54-5-104)	vs. Mississippi State (3)	11/29/14
10.	.469 (35-5-64)	vs. Alabama A&M (3)	8/28/09
11.	.468 (N/A)	vs. Alabama State (3)	10/8/87
12.	.462 (52-9-93)	at Georgia State (3)	8/28/07
13.	.455 (55-9-101)	vs. Alabama (3)	11/10/98
14.	.450 (42-6-80)	vs. Mercer (3)	9/5/13
15.	.448 (50-11-87)	vs. Grambling (3)	9/1/05
16.	.440 (43-10-75)	vs. Chicago State (3)	9/11/99
	.440 (55-11-100)	vs. UAB (3)	9/3/00
18.	.429 (49-10-91)	at LSU (3)	9/26/97
19.	.420 (45-8-88)	vs. Lipscomb (3)	9/20/03
20.	.422 (43-8-83)	at Georgia Tech (3)	8/25/17

Records set in the Brent Crouch era are listed in **BOLD**.

**TEAM MATCH RECORDS (BY SET)**

**KILLS**

SETS	KILLS	OPPONENT	DATE
3s	76	vs. LSU	10/18/96
4s	89	vs. Arkansas	10/20/9
5s	114	vs. Kentucky	10/5/97

**ATTACKS**

SETS	ATT.	OPPONENT	DATE
3s	160	vs. South Carolina	10/19/97
4s	213	at Ole Miss	10/3/93
5s	229	at LSU	11/15/13

**HITTING PERCENTAGE (MIN. 10 KILLS)**

SETS	PCT.	OPPONENT	DATE
3s	.530 (41-6-66)	vs. LSU	11/2/97
4s	.365 (70-20-137)	vs. Alabama	11/6/97
5s	.362 (74-20-149)	at Minnesota	9/19/98

**BLOCKS - SOLO**

SETS	BLK	OPPONENT	DATE
3s	8 (3x)	last, vs. IUPUI	9/4/98
4s	10	at Tennessee Tech	10/14/88
5s	13	vs. NC State	9/21/91

**BLOCKS - ASSISTS**

SETS	BLK	OPPONENT	DATE
3s	27	at Samford	10/3/00
4s	34	<b>vs UAB</b>	<b>9/15/23</b>
5s	28 (3x)	last, vs. Mississippi State	11/12/00

**TOTAL BLOCKS**

SETS	BLK	OPPONENT	DATE
3s	15.0	vs. Alabama	11/5/93
	15.0	at South Carolina	10/17/10
4s	<b>19.0</b>	<b>vs UAB</b>	<b>9/15/23</b>
5s	<b>18.0</b>	<b>vs. Georgia</b>	<b>10/9/22</b>
	18.0	vs. South Florida	9/13/14

**DIGS**

SETS	DIGS	OPPONENT	DATE
3s	76	at Ole Miss	11/16/07
4s	115	vs. NE Louisiana	9/12/86
5s	117	vs. Central Florida	11/8/86

**ASSISTS**

SETS	AST	OPPONENT	DATE
3s	60	vs. Pittsburgh	8/31/97
4s	77	vs. Mississippi State	10/24/97
5s	100	vs. Kentucky	10/5/97

**SERVICE ACES**

SETS	ACE	OPPONENT	DATE
3s	18	vs. Delaware State	9/13/03
4s	16	vs. Tennessee State	8/25/07
5s	<b>14</b>	<b>at South Alabama</b>	<b>9/14/23</b>

## INDIVIDUAL KILLS

	KILLS	PLAYER-OPPONENT (SETS)	DATE
1.	30	Ashlee Johns vs. Arkansas (5)	10/8/04
2.	29	<b>Rebekah Rath at Arkansas (4)</b>	<b>10/9/21</b>
3.	27	Kelly Fidero at Alabama (5)	10/30/11
4.	26	<b>Akasha Anderson at South Alabama (5)</b>	<b>9/14/23</b>
	26	<b>Akasha Anderson vs Mississippi St. (5)</b>	<b>9/28/22</b>
	26	Jessica Glover at Georgia (5)	9/17/06
	26	Camila Lago vs. Mississippi State (5)	10/26/03
8.	25	Macy Reece vs. South Florida (5)	9/13/14
	25	Rachel Shanks vs. Georgia (4)	11/7/07
	25	Jelena Sekulic at Arkansas (5)	10/7/07
	25	Rachel Shanks vs. Virginia Tech (5)	9/2/06
	25	Jennifer Amobi vs. Tennessee (4)	11/19/04
	25	<b>Rebekah Rath at Georgia St. (4)</b>	<b>8/26/22</b>

## INDIVIDUAL HITTING PCT. (MIN. 12 KILLS)

	PCT.	PLAYER-OPPONENT (SETS)	DATE
1.	.773 (17-0-22)	Ashlee Johns vs. Delaware State (3)	9/13/03
2.	.722 (14-1-18)	Jonelle Wallace vs. Beth.-Cook. (3)	9/5/08
3.	<b>.706 (12-0-17)</b>	<b>Chelsey Harmon vs. Jackson St. (3)</b>	<b>9/17/22</b>
4.	.688 (12-1-16)	Shaina White vs. American (3)	9/8/18
5.	<b>.667 (14-2-18)</b>	<b>Madison Scheer at Florida (3)</b>	<b>10/6/23</b>
	.667 (16-0-24)	Jonelle Wallace at Georgia (5)	11/24/10
7.	.650 (13-0-20)	Breanna Barksdale at Arkansas (5)	10/30/15
8.	.647 (13-1-17)	Alyssa Davis vs Jacksonville State (5)	9/8/09
9.	.632 (12-0-19)	Courtney McDonald vs. Kentucky (5)	10/23/11
	.632 (12-0-19)	Camila Jersonsky vs. Austin Peay (4)	9/3/11

## INDIVIDUAL TOTAL BLOCKS

	BLK (S-A)	PLAYER-OPPONENT (SETS)	DATE
1.	12 (2-10)	<b>Tatum Shipes vs Alabama (4)</b>	<b>10/2/21</b>
2.	11 (1-10)	<b>Kyla Swanson vs South Carolina (5)</b>	<b>10/22/23</b>
	11 (4-7)	Breanna Barksdale at Florida (4)	11/23/16
3.	10 (0-10)	<b>Bella Bell vs Arkansas (5)</b>	<b>11/24/23</b>
	10 (5-5)	<b>Kendal Kemp at Miss. St. (5)</b>	<b>11/15/23</b>
	10 (1-9)	<b>Kendal Kemp vs UAB (4)</b>	<b>9/15/23</b>
	10 (1-9)	<b>Kendal Kemp vs. Georgia (5)</b>	<b>10/9/22</b>
	10 (1-9)	<b>Kendal Kemp vs. Georgia (4)</b>	<b>10/8/22</b>
	10 (2-8)	<b>Chelsey Harmon vs Troy (4)</b>	<b>9/10/22</b>
	10 (1-9)	<b>Tatum Shipes at Arkansas (4)</b>	<b>10/9/21</b>
	10 (0-10)	Stephanie Campbell vs. St. John's (5)	9/19/15
	10 (2-8)	Julie Bosler vs. South Carolina (5)	9/15/06
	10 (3-7)	Julie Bosler vs. Mississippi State (5)	11/5/04
	10 (2-8)	Julie Bosler vs. Mississippi State (5)	10/2/03
	10 (1-9)	Bailey Veit vs. Mercer (5)	9/20/03

## INDIVIDUAL SERVICE ACES

	ACES	PLAYER-OPPONENT (SETS)	DATE
1.	7	Katherine Culwell vs. Tennessee (3)	11/22/13
	7	Maira Magallon vs. Delaware State (3)	9/13/03
3.	6	Brenna McLroy at Missouri (4)	10/19/18
	6	Whitney Jacob vs. Arkansas (5)	10/15/06
5.	5	<b>Jackie Barrett at South Alabama (5)</b>	<b>9/14/23</b>
	5	<b>Jackie Barrett vs Mercer (3)</b>	<b>9/9/23</b>
	5	Rebekah Rath at Texas A&M (5)	11/5/21
	5	Jesse Earl at Florida State (5)	9/16/17
	5	Jesse Earl at Georgia (4)	10/2/16
	5	Alexa Filley vs. LSU (5)	10/4/15
	5	Liz Crouch vs. Troy (3)	8/27/10
	5	Rachel Shanks at South Alabama (3)	9/9/06
	5	Whitney Jacob vs. Louisiana-Monroe (3)	8/25/06
	5	Whitney Jacob vs. Mississippi State (4)	10/23/05
	5	Rachel Shanks vs. Clemson (3)	9/17/05
	5	Whitney Jacob vs. Grambling (3)	9/1/05
	5	Maira Magallon vs. Mississippi State (5)	10/26/03
	5	Maira Magallon at Lafayette (3)	9/12/03
	5	Maira Magallon vs. Bethune-Cookman (4)	9/6/03
	5	Jennifer Buckert vs. Alabama State (3)	9/5/03
	5	Brittany Diaz vs. Marist (4)	9/7/02
	5	Laura Hastings vs. Western Michigan (3)	9/1/01
	5	Grace Boyd at South Carolina (3)	10/26/01

## INDIVIDUAL ASSISTS

	AST	PLAYER-OPPONENT (SETS)	DATE
1.	76	Jordan Elliott at Mercer (5)	9/8/04
2.	71	Maira Magallon vs. Ole Miss (5)	10/24/03
3.	68	Michele Ashmore vs. Georgia Southern (5)	9/2/05
4.	66	Joanna Pappas at Georgia (5)	9/17/06
5.	65	Maira Magallon vs. Arkansas (5)	10/8/04
	65	Nicki Gerig vs. Tennessee State (4)	8/25/07
7.	64	Jordan Elliott vs. Iowa State (5)	9/4/04
8.	63	Alexa Filley vs. South Carolina (5)	10/5/14
	63	Maira Magallon vs. Xavier (4)	11/26/04
	63	Sara Shanks at Arkansas (5)	10/7/07

## INDIVIDUAL DIGS

	DIGS	PLAYER-OPPONENT (SETS)	DATE
1.	37	Payton White vs. Butler (5)	8/31/19
2.	36	Jelena Sekulic at Kentucky (5)	11/17/06
	36	Jesse Earl at Tennessee (5)	10/4/17
4.	34	Bailey Veit vs. Georgia Southern (5)	9/2/05
	34	Jesse Earl at Mississippi State (5)	11/13/15
6.	33	<b>Bella Rosenthal vs. Missouri (5)</b>	<b>10/17/21</b>
7.	33	Sarah Wroblicky at LSU (5)	11/15/13
	33	Jesse Earl at LSU (4)	11/15/17
9.	31	Liz Crouch at Mississippi State (3)	9/18/09
10.	30	Liz Crouch vs. Georgia (4)	11/7/07
	30	Jesse Earl at Florida State (5)	9/16/17

Records set in the Brent Crouch era are listed in **BOLD**

## INDIVIDUAL MATCH RECORDS (BY SET)

## KILLS

SETS	KILLS	PLAYER-OPPONENT	DATE
3s	25	Brooke McCarley vs. UAB	9/7/99
4s	29	Rebekah Rath at Arkansas	10/9/21
	29	Brooke McCarley at Kansas	9/11/99
5s	34	Bridgitte Sims vs. Tulane	11/10/90

## ATTACKS

SETS	ATT.	PLAYER-OPPONENT	DATE
3s	56	Allyson Beecroft at Florida	9/30/94
4s	75	Rebekah Rath at Arkansas	10/9/21
5s	84	Rebekah Rath at Texas A&M	11/4/17

## HITTING PERCENTAGE (MIN. 10 KILLS)

SETS	PCT.	PLAYER	DATE
3s	.773 (17-0-22)	Ashlee Johns	9/13/03
4s	.813 (13-0-16)	Laura Cookley	9/28/91
5s	.714 (10-0-14)	Dalia Naidzinaviciut	9/2/05

## BLOCKS - SOLO

SETS	BLK	PLAYER-OPPONENT	DATE
3s	5	Gina Thomas vs. Georgetown	9/13/90
4s	5	Gina Thomas vs. Florida	10/12/90
5s	6	Tory Gutierrez vs. Louisville	10/21/89
	6	Lisa Harvey vs. Tuskegee	10/7/86

## BLOCKS - ASSISTS

SETS	BLK	PLAYER-OPPONENT	DATE
3s	<b>9 (3x) last</b>	<b>Kendal Kemp vs Belmont</b>	<b>8/26/22</b>
4s	11	Tory Gutierrez vs. Georgia State	10/3/89
5s	10	Jannelle Hamilton vs. Mississippi St.	11/12/00
	10	Stephanie Campbell vs. St. John's	9/19/15

## TOTAL BLOCKS

SETS	BLK	PLAYER-OPPONENT	DATE
3s	<b>9 (4x) last</b>	<b>Kendal Kemp vs. Belmont</b>	<b>8/26/22</b>
4s	14	Tory Gutierrez vs. Georgia State	10/3/89
5s	12	Jannelle Hamilton vs. Mississippi St.	11/12/00
	12	La'Toi Finley at Georgia Tech	9/14/95

## DIGS

SETS	DIGS	PLAYER-OPPONENT	DATE
3s	31	Liz Crouch at Mississippi State	9/18/09
4s	34	Gretchen Thompson vs. ULM	9/12/86
5s	37	Payton White vs. Butler	8/31/19

## ASSISTS

SETS	AST	PLAYER-OPPONENT	DATE
3s	64	Piper Craig vs. LSU	10/18/96
4s	76	Piper Craig vs. Arkansas	10/20/96
5s	92	Piper Craig vs. Kentucky	10/5/97

## SERVICE ACES

SETS	ACE	PLAYER-OPPONENT	DATE
3s	10	Jenifer Kleyn vs. Seneca	10/5/90
4s	8	Terri Duckworth at UAB	11/1/88
5s	10	Jenifer Kleyn at Ole Miss	9/28/90



# #1 MADISON SCHEER

OUTSIDE HITTER | 6-1 | JUNIOR  
EUREKA, MO. (EUREKA)

### SCHEER'S HIGHLIGHTS:

- AVCA All-South Region Honorable Mention 2023
- All-SEC in 2023
- Named National Player of the Week (10/10/23) after 33 kills on .472 hitting against No. 9 Florida and South Carolina
- Earned SEC Player of the Week (10/30/23) after back-to-back 20-kill performances against Georgia and Alabama.
- Career-high 24 kills on .333 hitting vs South Carolina (10/22/23)
- Tied her career-high with 24 kills at Georgia (10/27/23)
- 2022 SEC All-Freshman Team

CATEGORY	CAREER HIGH	OPPONENT/DATE
Kills	24 (2x)	last at Georgia (10/27/23)
Attempts	63	at Georgia (10/27/23)
Hitting Percentage (Min. 10 ATT.)	.667	at Florida (10/6/23)
Assists	1 (8x)	last vs. North Alabama (8/30/24)
Digs	6	vs. Wofford (8/31/24)
Blocks	6 (2x)	last at Tennessee (10/13/23)
Aces	--	--
Points	26.0 (2x)	at Georgia (10/27/23)

CATEGORY	SEASON HIGH	OPPONENT/DATE
Kills	16	vs. Wofford (8/31/24)
Attempts	36	vs. Wofford (8/31/24)
Hitting Percentage (Min. 10 ATT.)	.306	vs. Wofford (8/31/24)
Assists	1	vs. North Alabama (8/30/24)
Digs	6	vs. Wofford (8/31/24)
Blocks	1	vs. Wofford (8/31/24)
Aces	--	--
Points	4.0	vs. North Alabama (8/30/24)

### GAME BY GAME

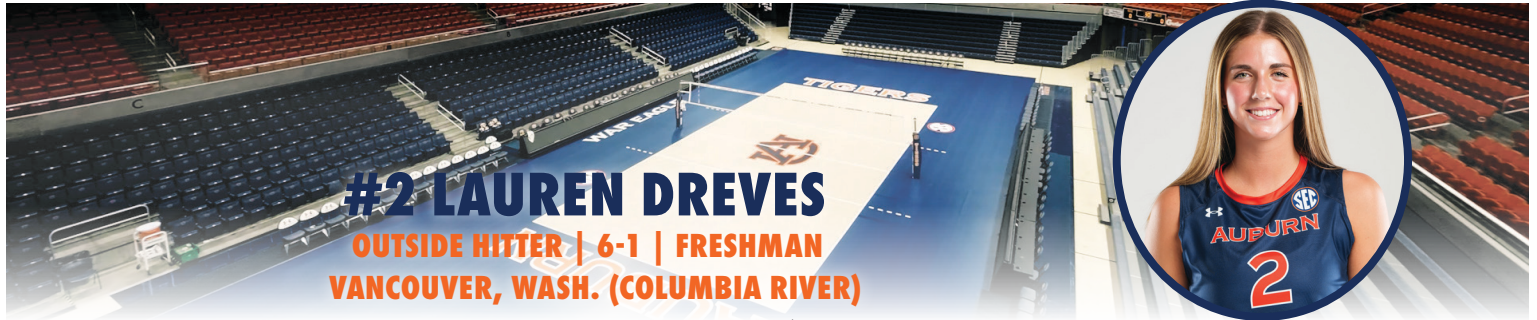
Date	Opponent	SP	Attack				Set			Serve			Receipt			Blocking				Team						
			K	E	TA	PCT	A	TA	PCT	SA	SE	TA	PCT	RE	TA	PCT	DIG	BS	BA	BE	TOTAL	BHE	POINTS	HIT%	SCORE	
08/30/2024	North Ala.	*3	9	4	35	.143	1	5	.200	0	0	0	.000	0	4	1.000	1	0	4	0	4.0	0	11.0	.153	3-0	
08/30/2024	Ga. Southern	*3	11	3	32	.250	0	2	.000	0	0	1	1.000	0	1	1.000	2	0	1	0	1.0	0	11.5	.236	3-0	
08/31/2024	Wofford	*4	16	5	36	.306	0	2	.000	0	1	9	.889	0	5	1.000	6	1	1	0	2.0	0	17.5	.271	3-1	
<b>Totals</b>			<b>10</b>	<b>36</b>	<b>12</b>	<b>103</b>	<b>.233</b>	<b>1</b>	<b>9</b>	<b>.111</b>	<b>0</b>	<b>1</b>	<b>10</b>	<b>.900</b>	<b>0</b>	<b>10</b>	<b>1.000</b>	<b>9</b>	<b>1</b>	<b>6</b>	<b>0</b>	<b>7.0</b>	<b>0</b>	<b>40.0</b>		

### Player Averages

Sets Played	Kills per set	Assists per set	Service aces per set	Digs per set	Blocks per set	Points per set
10	3.60	0.10	0.00	0.90	0.70	4.00

### CAREER STATS

SEASON	TEAM	SM-MP	K	K/S	E	TA	PCT	A	A/S	SA	SA/S	SE	DIG	D/S	RE	BS	BA	TB	B/S	BE	BHE	PTS	PTS/S
2022-23	AU	118-30	361	3.06	120	956	.252	3	0.03	0	0.00	0	45	0.38	3	3	46	49	0.42	4	2	387.0	3.28
2023-24	AU	115-29	385	3.35	120	1009	.263	4	0.03	0	0.00	0	34	0.30	15	4	50	54	0.47	1	0	414.0	3.60
2024-25	AU	10-3	36	3.60	12	103	.233	1	0.10	0	0.00	1	9	0.90	0	1	6	7	0.70	0	0	40.0	4.00
<b>TOTAL</b>		<b>243 - 62</b>	<b>782</b>	<b>3.22</b>	<b>252</b>	<b>2068</b>	<b>.256</b>	<b>8</b>	<b>0.03</b>	<b>0</b>	<b>0.00</b>	<b>1</b>	<b>88</b>	<b>0.36</b>	<b>18</b>	<b>8</b>	<b>102</b>	<b>110</b>	<b>0.45</b>	<b>5</b>	<b>2</b>	<b>841.0</b>	<b>3.46</b>



**#2 LAUREN DREVES**  
**OUTSIDE HITTER | 6-1 | FRESHMAN**  
**VANCOUVER, WASH. (COLUMBIA RIVER)**

**DREVES' HIGHLIGHTS:**

- Washington Gatorade Player of the Year
- PrepVolleyball High School All-American
- No. 2 overall prospect in the State of Washington
- State Champion at Columbia River High School

CATEGORY	CAREER HIGH	OPPONENT/DATE
Kills	7	vs. North Alabama (8/30/24)
Attempts	30 (3x)	last vs. Wofford (8/31/24)
Hitting Percentage (Min. 10 ATT.)	.133	vs. North Alabama (8/30/24)
Assists	1 (2x)	last vs. Wofford (8/31/24)
Digs	19	vs. Wofford (8/31/24)
Blocks	4	vs. Georgia Southern (8/30/24)
Aces	1 (2x)	last vs. Wofford (8/30/24)
Points	9.0	vs. Georgia Southern (8/30/24)

CATEGORY	SEASON HIGH	OPPONENT/DATE
Kills	7	vs. North Alabama (8/30/24)
Attempts	30 (3x)	last vs. Wofford (8/31/24)
Hitting Percentage (Min. 10 ATT.)	.133	vs. North Alabama (8/30/24)
Assists	1 (2x)	last vs. Wofford (8/31/24)
Digs	19	vs. Wofford (8/31/24)
Blocks	4	vs. Georgia Southern (8/30/24)
Aces	1 (2x)	last vs. Wofford (8/30/24)
Points	9.0	vs. Georgia Southern (8/30/24)

**GAME BY GAME**

Date	Opponent	SP	Attack				Set			Serve				Recept			Blocking				Team				
			K	E	TA	PCT	A	TA	PCT	SA	SE	TA	PCT	RE	TA	PCT	DIG	BS	BA	BE	TOTAL	BHE	POINTS	HIT%	SCORE
08/30/2024	North Ala.	*3	7	3	30	.133	0	4	.000	0	1	13	.923	0	22	1.000	11	0	0	0	0.0	0	7.0	.153	3-0
08/30/2024	Ga. Southern	*3	6	4	30	.067	0	2	.000	1	1	14	.929	0	26	1.000	10	0	4	0	4.0	0	9.0	.236	3-0
08/31/2024	Wofford	*4	4	4	30	.000	1	5	.200	1	0	17	1.000	0	33	1.000	19	0	3	0	3.0	0	6.5	.271	3-1
<b>Totals</b>		<b>10</b>	<b>17</b>	<b>11</b>	<b>90</b>	<b>.067</b>	<b>1</b>	<b>11</b>	<b>.091</b>	<b>2</b>	<b>2</b>	<b>44</b>	<b>.955</b>	<b>0</b>	<b>81</b>	<b>1.000</b>	<b>40</b>	<b>0</b>	<b>7</b>	<b>0</b>	<b>7.0</b>	<b>0</b>	<b>22.5</b>		

**Player Averages**

Sets Played	Kills per set	Assists per set	Service aces per set	Digs per set	Blocks per set	Points per set
10	1.70	0.10	0.20	4.00	0.70	2.25

**CAREER STATS**

SEASON	TEAM	SM-MP	K	K/S	E	TA	PCT	A	A/S	SA	SA/S	SE	DIG	D/S	RE	BS	BA	TB	B/S	BE	BHE	PTS	PTS/S
2024-25	AU	10-3	17	1.70	11	90	.067	1	0.10	2	0.20	2	40	4.00	0	0	7	7	0.70	0	0	22.5	2.25
<b>TOTAL</b>		<b>10 - 3</b>	<b>17</b>	<b>1.70</b>	<b>11</b>	<b>90</b>	<b>.067</b>	<b>1</b>	<b>0.10</b>	<b>2</b>	<b>0.20</b>	<b>2</b>	<b>40</b>	<b>4.00</b>	<b>0</b>	<b>0</b>	<b>7</b>	<b>7</b>	<b>0.70</b>	<b>0</b>	<b>0</b>	<b>22.5</b>	<b>2.25</b>



# #4 FALLAN LANHAM

DS/LIBERO | 5-8 | SENIOR  
LOUISVILLE, KY. (MERCY ACADEMY)



### LANHAM'S HIGHLIGHTS:

- Grabbed a career-high 20 digs at LSU
- Recorded a career-high four aces at UAB
- Earned first collegiate start in Auburn's season opener versus Tennessee Tech on August 27

CATEGORY	CAREER HIGH	OPPONENT/DATE
Kills	2	vs. Missouri (9/12/21)
Attempts	8	at Arkansas (10/9/21)
Hitting Percentage (Min. 10 ATT.)		
Assists	3 (5x)	vs. Wofford (8/31/24)
Digs	20	at LSU (10/5/22)
Blocks	1	at Georgia (10/22/21)
Aces	4	at UAB (9/9/22)
Points	4.0	at UAB (9/9/22)

CATEGORY	SEASON HIGH	OPPONENT/DATE
Kills	--	--
Attempts	1	vs. Wofford (8/31/24)
Hitting Percentage (Min. 10 ATT.)	--	--
Assists	3	vs. Wofford (8/31/24)
Digs	13	vs. North Alabama (8/30/24)
Blocks	--	--
Aces	1	vs. Wofford (8/31/24)
Points	1.0	vs. Wofford (8/31/24)

### GAME BY GAME

Date	Opponent	SP	Attack				Set			Serve				Recept			Blocking				Team				
			K	E	TA	PCT	A	TA	PCT	SA	SE	TA	PCT	RE	TA	PCT	DIG	BS	BA	TB	TOTAL	BHE	POINTS	HIT%	SCORE
08/30/2024	North Ala.	3	0	0	0	.000	0	3	.000	0	0	12	1.000	0	12	1.000	13	0	0	0	0.0	0	0.0	.153	3-0
08/30/2024	Ga. Southern	3	0	0	0	.000	0	4	.000	0	0	16	1.000	0	10	1.000	7	0	0	0	0.0	0	0.0	.236	3-0
08/31/2024	Wofford	4	0	0	1	.000	3	13	.231	1	3	15	.800	0	16	1.000	9	0	0	0	0.0	0	1.0	.271	3-1
<b>Totals</b>		<b>10</b>	<b>0</b>	<b>0</b>	<b>1</b>	<b>.000</b>	<b>3</b>	<b>20</b>	<b>.150</b>	<b>1</b>	<b>3</b>	<b>43</b>	<b>.930</b>	<b>0</b>	<b>38</b>	<b>1.000</b>	<b>29</b>	<b>0</b>	<b>0</b>	<b>0</b>	<b>0.0</b>	<b>0</b>	<b>1.0</b>		

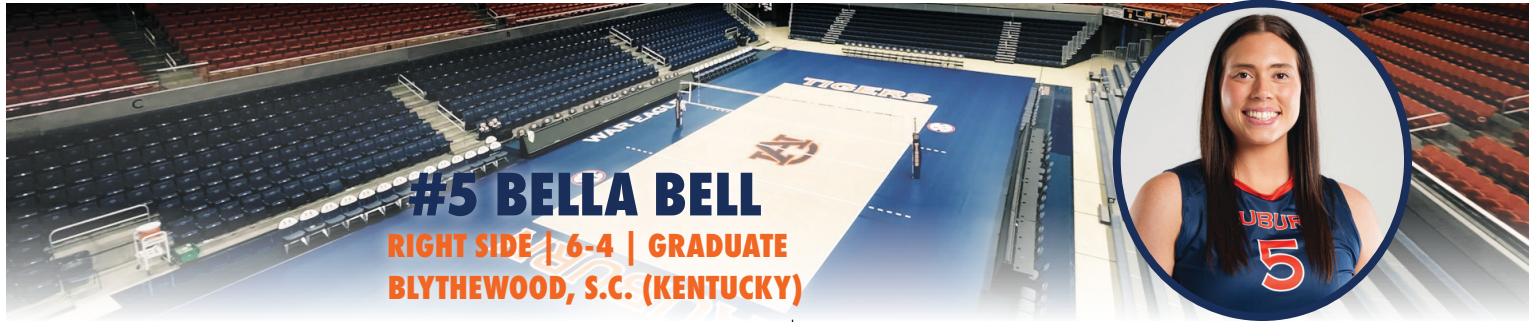
### Player Averages

Sets Played	Kills per set	Assists per set	Service aces per set	Digs per set	Blocks per set	Points per set
10	0.00	0.30	0.10	2.90	0.00	0.10

### CAREER STATS

SEASON	TEAM	SM-MP	K	K/S	E	TA	PCT	A	A/S	SA	SA/S	SE	DIG	D/S	RE	BS	BA	TB	B/S	BE	BHE	PTS	PTS/S
2021-22	AU	103-28	7	0.07	8	85	-.012	17	0.17	5	0.05	15	192	1.86	21	0	1	1	0.01	0	0	12.5	0.12
2022-23	AU	122-31	1	0.01	1	13	.000	15	0.12	35	0.29	33	198	1.62	28	0	0	0	0.00	0	0	36.0	0.30
2023-24	AU	47-15	0	0.00	1	3	-.333	11	0.23	11	0.23	11	92	1.96	1	0	0	0	0.00	0	0	11.0	0.23
2024-25	AU	10-3	0	0.00	0	1	.000	3	0.30	1	0.10	3	29	2.90	0	0	0	0	0.00	0	0	1.0	0.10
<b>TOTAL</b>		<b>282 - 77</b>	<b>8</b>	<b>0.03</b>	<b>10</b>	<b>102</b>	<b>-.020</b>	<b>46</b>	<b>0.16</b>	<b>52</b>	<b>0.18</b>	<b>62</b>	<b>511</b>	<b>1.81</b>	<b>50</b>	<b>0</b>	<b>1</b>	<b>1</b>	<b>0.00</b>	<b>0</b>	<b>0</b>	<b>60.5</b>	<b>0.21</b>





**BELL'S HIGHLIGHTS:**

- Notched a career-high 14 kills against Coppin State (8/25/23)
- Hit .750 in the win over Jacksonville State (8/26/23)
- Has had 10 total blocks three different times in her career
- Hit over .400 in three matches in 2023
- National Champion at Kentucky
- Had the 3rd-highest hitting percentage in the SEC in 2022

CATEGORY	CAREER HIGH	OPPONENT/DATE
Kills	14 (2x)	last vs. North Alabama (8/30/24)
Attempts	36	vs. Wofford (8/31/24)
Hitting Percentage (Min. 10 ATT.)	.750	vs Jacksonville State (8/26/23)
Assists	1 (5x)	last vs Florida (9/22/23)
Digs	4	vs Ole Miss (9/24/23)
Blocks	10 (3x)	last vs Arkansas (11/24/23)
Aces	1	vs South Carolina (11/25/22)
Points	17.5	at Missouri (9/28/22)

CATEGORY	SEASON HIGH	OPPONENT/DATE
Kills	14	vs. North Alabama (8/30/24)
Attempts	36	vs. Wofford (8/31/24)
Hitting Percentage (Min. 10 ATT.)	.423	vs. Wofford (8/31/24)
Assists	--	--
Digs	2	vs. North Alabama (8/30/24)
Blocks	2 (3x)	last vs. Wofford (8/31/24)
Aces	--	--
Points	15.0	vs. Wofford (8/31/24)

**GAME BY GAME**

Date	Opponent	SP	Attack				Set			Serve			Recept			Blocking				Team					
			K	E	TA	PCT	A	TA	PCT	SA	SE	TA	PCT	RE	TA	PCT	DIG	BS	BA	BE	TOTAL	BHE	POINTS	HIT%	SCORE
08/30/2024	North Ala.	*3	14	3	26	.423	0	0	.000	0	0	0	.000	0	0	.000	2	0	2	1	2.0	0	15.0	.153	3-0
08/30/2024	Ga. Southern	*3	6	3	16	.188	0	0	.000	0	0	0	.000	0	0	.000	0	0	2	0	2.0	0	7.0	.236	3-0
08/31/2024	Wofford	*4	13	4	36	.250	0	1	.000	0	0	0	.000	0	0	.000	0	0	2	3	2.0	0	14.0	.271	3-1
<b>Totals</b>			<b>10</b>	<b>33</b>	<b>10</b>	<b>.295</b>	<b>0</b>	<b>1</b>	<b>.000</b>	<b>0</b>	<b>0</b>	<b>0</b>	<b>.000</b>	<b>0</b>	<b>0</b>	<b>.000</b>	<b>2</b>	<b>0</b>	<b>6</b>	<b>4</b>	<b>6.0</b>	<b>0</b>	<b>36.0</b>		

**Player Averages**

Sets Played	Kills per set	Assists per set	Service aces per set	Digs per set	Blocks per set	Points per set
10	3.30	0.00	0.00	0.20	0.60	3.60

**CAREER STATS**

SEASON	TEAM	SM-MP	K	K/S	E	TA	PCT	A	A/S	SA	SA/S	SE	DIG	D/S	RE	BS	BA	TB	B/S	BE	BHE	PTS	PTS/S
2020-21	UK	24-14	29	1.21	9	64	.313	0	0.00	0	0.00	0	2	0.08	1	0	22	22	0.92	3	0	40.0	1.67
2021-22	UK	62-19	102	1.65	25	185	.416	1	0.02	0	0.00	0	9	0.15	0	10	68	78	1.26	8	0	146.0	2.35
2022-23	UK	62-22	107	1.73	34	215	.340	2	0.03	2	0.03	6	12	0.19	0	5	72	77	1.24	8	0	150.0	2.42
2023-24	AU	82-21	173	2.11	58	444	.259	2	0.02	0	0.00	0	25	0.30	1	2	68	70	0.85	10	1	209.0	2.55
2024-25	AU	10-3	33	3.30	10	78	.295	0	0.00	0	0.00	0	2	0.20	0	0	6	6	0.60	4	0	36.0	3.60
<b>TOTAL FOR AU</b>		<b>92 - 24</b>	<b>206</b>	<b>2.24</b>	<b>68</b>	<b>522</b>	<b>.264</b>	<b>2</b>	<b>0.02</b>	<b>0</b>	<b>0.00</b>	<b>0</b>	<b>27</b>	<b>0.29</b>	<b>1</b>	<b>2</b>	<b>74</b>	<b>76</b>	<b>0.83</b>	<b>14</b>	<b>1</b>	<b>245.0</b>	<b>2.66</b>
<b>TOTAL</b>		<b>240 - 79</b>	<b>444</b>	<b>1.85</b>	<b>136</b>	<b>986</b>	<b>.312</b>	<b>5</b>	<b>0.02</b>	<b>2</b>	<b>0.01</b>	<b>6</b>	<b>50</b>	<b>0.21</b>	<b>2</b>	<b>17</b>	<b>236</b>	<b>253</b>	<b>1.05</b>	<b>33</b>	<b>1</b>	<b>581.0</b>	<b>2.42</b>



# #6 KALEI EDSON

SETTER | 5-10 | FRESHMAN  
CENTRALIA, ILL. (CENTRALIA)



### EDSON'S HIGHLIGHTS:

- USA Volleyball Junior National All-American
- Ranked as the No. 9 overall prospect in Illinois
- 3A All-State and All-South Region Honoree

CATEGORY	CAREER HIGH	OPPONENT/DATE
Kills	1	vs. North Alabama (8/30/24)
Attempts	1 (2x)	vs. Georgia Southern (8/30/24)
Hitting Percentage (Min. 10 ATT.)	--	--
Assists	24	vs. Wofford (8/31/24)
Digs	14	vs. Georgia Southern (8/30/24)
Blocks	--	--
Aces	2	vs. Georgia Southern (8/30/24)
Points	2.0	vs. Georgia Southern (8/30/24)

CATEGORY	SEASON HIGH	OPPONENT/DATE
Kills	1	vs. North Alabama (8/30/24)
Attempts	1 (2x)	vs. Georgia Southern (8/30/24)
Hitting Percentage (Min. 10 ATT.)	--	--
Assists	24	vs. Wofford (8/31/24)
Digs	14	vs. Georgia Southern (8/30/24)
Blocks	--	--
Aces	2	vs. Georgia Southern (8/30/24)
Points	2.0	vs. Georgia Southern (8/30/24)

### GAME BY GAME

Date	Opponent	SP	Attack			Set			Serve				Recept			Blocking				Team					
			K	E	TA	PCT	A	TA	PCT	SA	SE	TA	PCT	RE	TA	PCT	DIG	BS	BA	BE	TOTAL	BHE	POINTS	HIT%	SCORE
08/30/2024	North Ala.	3	1	0	1	1.000	11	59	.186	0	2	8	.750	0	0	.000	10	0	0	0	0.0	0	1.0	.153	3-0
08/30/2024	Ga. Southern	3	0	0	1	.000	19	47	.404	2	1	15	.933	0	0	.000	14	0	0	0	0.0	0	2.0	.236	3-0
08/31/2024	Wofford	4	0	0	0	.000	24	56	.429	1	3	21	.857	0	0	.000	7	0	0	0	0.0	0	1.0	.271	3-1
<b>Totals</b>		<b>10</b>	<b>1</b>	<b>0</b>	<b>2</b>	<b>.500</b>	<b>54</b>	<b>162</b>	<b>.333</b>	<b>3</b>	<b>6</b>	<b>44</b>	<b>.864</b>	<b>0</b>	<b>0</b>	<b>.000</b>	<b>31</b>	<b>0</b>	<b>0</b>	<b>0</b>	<b>0.0</b>	<b>0</b>	<b>4.0</b>		

### Player Averages

Sets Played	Kills per set	Assists per set	Service aces per set	Digs per set	Blocks per set	Points per set
10	0.10	5.40	0.30	3.10	0.00	0.40

### CAREER STATS

SEASON	TEAM	SM-MP	K	K/S	E	TA	PCT	A	A/S	SA	SA/S	SE	DIG	D/S	RE	BS	BA	TB	B/S	BE	BHE	PTS	PTS/S
2024-25	AU	10-3	1	0.10	0	2	.500	54	5.40	3	0.30	6	31	3.10	0	0	0	0	0.00	0	0	4.0	0.40
<b>TOTAL</b>		<b>10 - 3</b>	<b>1</b>	<b>0.10</b>	<b>0</b>	<b>2</b>	<b>.500</b>	<b>54</b>	<b>5.40</b>	<b>3</b>	<b>0.30</b>	<b>6</b>	<b>31</b>	<b>3.10</b>	<b>0</b>	<b>0</b>	<b>0</b>	<b>0</b>	<b>0.00</b>	<b>0</b>	<b>0</b>	<b>4.0</b>	<b>0.40</b>



# #7 PEYTON DUNN

SETTER | 5-11 | REDSHIRT-JUNIOR  
DECATUR, TEXAS (LEGEND)



### DUNN'S HIGHLIGHTS:

- 4x Big 12 Rookie of the Week
- All-Big 12 Rookie Team
- Had a career-high 54 assists vs Texas Tech on Oct. 14, 2021

CATEGORY	CAREER HIGH	OPPONENT/DATE
Kills	6	vs Indiana (9/10/21)
Attempts	11 (3x)	last at TCU (10/8/21)
Hitting Percentage (Min. 10 ATT.)	.500	vs Indiana (9/10/21)
Assists	54	vs Texas Tech (10/14/21)
Digs	18	vs FIU (8/28/22)
Blocks	6 (3x)	last at TCU (10/9/22)
Aces	2 (4x)	last vs FIU (8/28/22)
Points	7.0	at TCU (10/9/21)

CATEGORY	SEASON HIGH	OPPONENT/DATE
Kills	--	--
Attempts	2	vs. Wofford (8/31/24)
Hitting Percentage (Min. 10 ATT.)	--	--
Assists	27	vs. Wofford (8/31/24)
Digs	11	vs. Wofford (8/31/24)
Blocks	--	--
Aces	--	--
Points	--	--

### GAME BY GAME

Date	Opponent	SP	Attack				Set			Serve				Receipt			Blocking				Team				
			K	E	TA	PCT	A	TA	PCT	SA	SE	TA	PCT	RE	TA	PCT	DIG	BS	BA	TB	TOTAL	BHE	POINTS	HIT%	SCORE
08/30/2024	North Ala.	*3	0	0	0	.000	20	56	.357	0	1	15	.933	0	0	.000	8	0	0	0	0.0	0	0.0	.153	3-0
08/30/2024	Ga. Southern	*3	0	0	1	.000	15	44	.341	0	0	7	1.000	0	0	.000	3	0	0	0	0.0	0	0.0	.236	3-0
08/31/2024	Wofford	*4	0	0	2	.000	27	76	.355	0	0	10	1.000	0	0	.000	11	0	0	0	0.0	0	0.0	.271	3-1
<b>Totals</b>		<b>10</b>	<b>0</b>	<b>0</b>	<b>3</b>	<b>.000</b>	<b>62</b>	<b>176</b>	<b>.352</b>	<b>0</b>	<b>1</b>	<b>32</b>	<b>.969</b>	<b>0</b>	<b>0</b>	<b>.000</b>	<b>22</b>	<b>0</b>	<b>0</b>	<b>0</b>	<b>0.0</b>	<b>0</b>	<b>0.0</b>		

### Player Averages

Sets Played	Kills per set	Assists per set	Service aces per set	Digs per set	Blocks per set	Points per set
10	0.00	6.20	0.00	2.20	0.00	0.00

### CAREER STATS

SEASON	TEAM	SM-MP	K	K/S	E	TA	PCT	A	A/S	SA	SA/S	SE	DIG	D/S	RE	BS	BA	TB	B/S	BE	BHE	PTS	PTS/S
2021-22	OK	107-27	67	0.63	15	163	.319	997	9.32	13	0.12	45	198	1.85	0	0	63	63	0.59	2	5	111.5	1.04
2022-23	OK	24-7	12	0.50	4	25	.320	252	10.50	3	0.13	8	57	2.38	0	0	11	11	0.46	3	4	20.5	0.85
2023-24	AU	6-2	4	0.67	1	7	.429	59	9.83	1	0.17	7	8	1.33	0	0	2	2	0.33	0	0	6.0	1.00
2024-25	AU	10-3	0	0.00	0	3	.000	62	6.20	0	0.00	1	22	2.20	0	0	0	0	0.00	0	0	0.0	0.00
<b>TOTAL FOR AU</b>	<b>16 - 5</b>	<b>4</b>	<b>0.25</b>	<b>1</b>	<b>10</b>	<b>.300</b>	<b>121</b>	<b>7.56</b>	<b>1</b>	<b>0.06</b>	<b>8</b>	<b>30</b>	<b>1.88</b>	<b>0</b>	<b>0</b>	<b>2</b>	<b>2</b>	<b>0.13</b>	<b>0</b>	<b>0</b>	<b>6.0</b>	<b>0.38</b>	
<b>TOTAL</b>	<b>147 - 39</b>	<b>83</b>	<b>0.56</b>	<b>20</b>	<b>198</b>	<b>.318</b>	<b>1370</b>	<b>9.32</b>	<b>17</b>	<b>0.12</b>	<b>61</b>	<b>285</b>	<b>1.94</b>	<b>0</b>	<b>0</b>	<b>76</b>	<b>76</b>	<b>0.52</b>	<b>5</b>	<b>9</b>	<b>138.0</b>	<b>0.94</b>	



# #9 ZOE SLAUGHTER

DS/LIBERO | 5-7 | JUNIOR  
HONOLULU, HAWAII (MOANALUA)

### SLAUGHTER'S HIGHLIGHTS:

- Recorded 10+ digs in 10 matches last season
- Grabbed a career-high 22 digs at Alabama on Sept. 24, 2022
- Made her collegiate debut on Aug. 26 vs. Belmont

CATEGORY	CAREER HIGH	OPPONENT/DATE
Kills	1 (3x)	last vs. Wofford (8/31/24)
Attempts	1 (5x)	last vs. Wofford (8/31/24)
Hitting Percentage (Min. 10 ATT.)	--	--
Assists	5	at South Alabama (9/14/23)
Digs	29	at South Alabama (9/13/23)
Blocks	--	--
Aces	3 (2x)	last vs Alabama A&M (9/6/22)
Points	3.0 (3x)	last vs Troy (9/10/22)

CATEGORY	SEASON HIGH	OPPONENT/DATE
Kills	1	vs. Wofford (8/31/24)
Attempts	1	vs. Wofford (8/31/24)
Hitting Percentage (Min. 10 ATT.)	--	--
Assists	--	--
Digs	9	vs. Wofford (8/31/24)
Blocks	--	--
Aces	--	--
Points	1.0	vs. Wofford (8/31/24)

### GAME BY GAME

Date	Opponent	SP	Attack				Set			Serve				Recept			Blocking				Team				
			K	E	TA	PCT	A	TA	PCT	SA	SE	TA	PCT	RE	TA	PCT	DIG	BS	BA	TB	B/S	BE	BHE	POINTS	HIT%
08/31/2024	Wofford	4	1	0	1	1.000	0	4	.000	0	1	5	.800	0	20	1.000	9	0	0	0	0.0	0	1.0	.271	3-1
<b>Totals</b>		<b>4</b>	<b>1</b>	<b>0</b>	<b>1</b>	<b>1.000</b>	<b>0</b>	<b>4</b>	<b>.000</b>	<b>0</b>	<b>1</b>	<b>5</b>	<b>.800</b>	<b>0</b>	<b>20</b>	<b>1.000</b>	<b>9</b>	<b>0</b>	<b>0</b>	<b>0</b>	<b>0.0</b>	<b>0</b>	<b>1.0</b>		

### Player Averages

Sets Played	Kills per set	Assists per set	Service aces per set	Digs per set	Blocks per set	Points per set
4	0.25	0.00	0.00	2.25	0.00	0.25

### CAREER STATS

SEASON	TEAM	SM-MP	K	K/S	E	TA	PCT	A	A/S	SA	SA/S	SE	DIG	D/S	RE	BS	BA	TB	B/S	BE	BHE	PTS	PTS/S
2022-23	AU	122-31	2	0.02	1	4	.250	22	0.18	19	0.16	41	267	2.19	14	0	0	0	0.00	0	1	21.0	0.17
2023-24	AU	95-25	0	0.00	1	10	-.100	26	0.27	10	0.11	27	170	1.79	20	0	0	0	0.00	0	0	10.0	0.11
2024-25	AU	4-1	1	0.25	0	1	1.000	0	0.00	0	0.00	1	9	2.25	0	0	0	0	0.00	0	0	1.0	0.25
<b>TOTAL</b>		<b>221 - 57</b>	<b>3</b>	<b>0.01</b>	<b>2</b>	<b>15</b>	<b>.067</b>	<b>48</b>	<b>0.22</b>	<b>29</b>	<b>0.13</b>	<b>69</b>	<b>446</b>	<b>2.02</b>	<b>34</b>	<b>0</b>	<b>0</b>	<b>0</b>	<b>0.00</b>	<b>0</b>	<b>1</b>	<b>32.0</b>	<b>0.14</b>



# #10 EMMA MOORE

MIDDLE BLOCKER | 6-3 | FRESHMAN  
MOBILE, ALA. (MCGILL-TOOLEN)



### MOORE'S HIGHLIGHTS:

- 2x State Champion at McGill-Toolen
- 7A Alabama State All-Tournament Team Member

CATEGORY	CAREER HIGH	OPPONENT/DATE
Kills	7	vs. Wofford (8/31/24)
Attempts	12	vs. Wofford (8/31/24)
Hitting Percentage (Min. 10 ATT.)	.583	vs. Wofford (8/31/24)
Assists	--	--
Digs	--	--
Blocks	7	vs. North Alabama (8/30/24)
Aces	--	--
Points	8.0	vs. Wofford (8/31/24)

CATEGORY	SEASON HIGH	OPPONENT/DATE
Kills	7	vs. Wofford (8/31/24)
Attempts	12	vs. Wofford (8/31/24)
Hitting Percentage (Min. 10 ATT.)	.583	vs. Wofford (8/31/24)
Assists	--	--
Digs	--	--
Blocks	7	vs. North Alabama (8/30/24)
Aces	--	--
Points	8.0	vs. Wofford (8/31/24)

### GAME BY GAME

Date	Opponent	SP	Attack				Set			Serve				Recept			Blocking				Team				
			K	E	TA	PCT	A	TA	PCT	SA	SE	TA	PCT	RE	TA	PCT	DIG	BS	BA	BE	TOTAL	BHE	POINTS	HIT%	SCORE
08/30/2024	North Ala.	*3	1	4	9	.333	0	1	.000	0	0	0	.000	0	2	1.000	0	0	7	1	7.0	0	4.5	.153	3-0
08/30/2024	Ga. Southern	*3	5	2	9	.333	0	0	.000	0	0	0	.000	0	0	.000	0	0	4	0	4.0	0	7.0	.236	3-0
08/31/2024	Wofford	*4	7	0	12	.583	0	0	.000	0	0	0	.000	0	0	.000	0	0	2	0	2.0	0	8.0	.271	3-1
<b>Totals</b>		<b>10</b>	<b>13</b>	<b>6</b>	<b>30</b>	<b>.233</b>	<b>0</b>	<b>1</b>	<b>.000</b>	<b>0</b>	<b>0</b>	<b>0</b>	<b>.000</b>	<b>0</b>	<b>2</b>	<b>1.000</b>	<b>0</b>	<b>0</b>	<b>13</b>	<b>1</b>	<b>13.0</b>	<b>0</b>	<b>19.5</b>		

### Player Averages

Sets Played	Kills per set	Assists per set	Service aces per set	Digs per set	Blocks per set	Points per set
10	1.30	0.00	0.00	0.00	1.30	1.95

### CAREER STATS

SEASON	TEAM	SM-MP	K	K/S	E	TA	PCT	A	A/S	SA	SA/S	SE	DIG	D/S	RE	BS	BA	TB	B/S	BE	BHE	PTS	PTS/S
2024-25	AU	10-3	13	1.30	6	30	.233	0	0.00	0	0.00	0	0	0.00	0	0	13	13	1.30	1	0	19.5	1.95
<b>TOTAL</b>		<b>10 - 3</b>	<b>13</b>	<b>1.30</b>	<b>6</b>	<b>30</b>	<b>.233</b>	<b>0</b>	<b>0.00</b>	<b>0</b>	<b>0.00</b>	<b>0</b>	<b>0</b>	<b>0.00</b>	<b>0</b>	<b>0</b>	<b>13</b>	<b>13</b>	<b>1.30</b>	<b>1</b>	<b>0</b>	<b>19.5</b>	<b>1.95</b>



# #12 BEL ZIMMERMAN

**OUTSIDE HITTER | 6-2 | JUNIOR**  
**LIBERTY, MO. (LIBERTY NORTH)**



### ZIMMERMAN'S HIGHLIGHTS:

- Set career highs in kills (17) and digs (16) against Charleston Southern (9/8/23) for her first-career double-double
- Her 0.33 aces per set in 2023 was a career-high
- Hit .692 with 8 kills vs. Marist (8/27/22)

CATEGORY	CAREER HIGH	OPPONENT/DATE
Kills	17	vs Charleston Southern (9/8/23)
Attempts	36	vs UAB (9/15/23)
Hitting Percentage (Min. 10 ATT.)	.692	vs Marist (8/27/22)
Assists	1 (10x)	last vs South Carolina (10/22/23)
Digs	16	vs Charleston Southern (9/8/23)
Blocks	6 (2x)	last at South Alabama (9/14/23)
Aces	4 (2x)	last at Georgia (10/27/23)
Points	21.0	vs UAB (9/15/23)

CATEGORY	SEASON HIGH	OPPONENT/DATE
Kills	16	vs. Wofford (8/31/24)
Attempts	37	vs. North Alabama (8/30/24)
Hitting Percentage (Min. 10 ATT.)	.407	vs. Georgia Southern (8/30/24)
Assists	--	--
Digs	4	vs. Georgia Southern (8/30/24)
Blocks	3	vs. Wofford (8/31/24)
Aces	--	--
Points	17.5	vs. Wofford (8/31/24)

### GAME BY GAME

Date	Opponent	SP	Attack				Set			Serve				Receipt			Blocking				Team				
			K	E	TA	PCT	A	TA	PCT	SA	SE	TA	PCT	RE	TA	PCT	DIG	BS	BA	BE	TOTAL	BHE	POINTS	HIT%	SCORE
08/30/2024	North Ala.	3	7	6	37	.027	0	0	.000	0	0	0	.000	1	2	.500	2	0	2	0	2.0	0	8.0	.153	3-0
08/30/2024	Ga. Southern	3	14	3	27	.407	0	3	.000	0	0	0	.000	0	2	1.000	4	0	2	3	2.0	0	15.0	.236	3-0
08/31/2024	Wofford	4	16	3	32	.406	0	1	.000	0	0	0	.000	0	3	1.000	2	0	3	0	3.0	0	17.5	.271	3-1
<b>Totals</b>		<b>10</b>	<b>37</b>	<b>12</b>	<b>96</b>	<b>.260</b>	<b>0</b>	<b>4</b>	<b>.000</b>	<b>0</b>	<b>0</b>	<b>0</b>	<b>.000</b>	<b>1</b>	<b>7</b>	<b>.857</b>	<b>8</b>	<b>0</b>	<b>7</b>	<b>3</b>	<b>7.0</b>	<b>0</b>	<b>40.5</b>		

### Player Averages

Sets Played	Kills per set	Assists per set	Service aces per set	Digs per set	Blocks per set	Points per set
10	3.70	0.00	0.00	0.80	0.70	4.05

### CAREER STATS

SEASON	TEAM	SM-MP	K	K/S	E	TA	PCT	A	A/S	SA	SA/S	SE	DIG	D/S	RE	BS	BA	TB	B/S	BE	BHE	PTS	PTS/S
2022-23	AU	114-29	220	1.93	98	607	.201	2	0.02	4	0.04	11	54	0.47	3	3	63	66	0.58	10	0	258.5	2.27
2023-24	AU	90-24	138	1.53	56	407	.201	9	0.10	30	0.33	66	94	1.04	13	2	21	23	0.26	9	0	180.5	2.01
2024-25	AU	10-3	37	3.70	12	96	.260	0	0.00	0	0.00	0	8	0.80	1	0	7	7	0.70	3	0	40.5	4.05
<b>TOTAL</b>		<b>214 - 56</b>	<b>395</b>	<b>1.85</b>	<b>166</b>	<b>1110</b>	<b>.206</b>	<b>11</b>	<b>0.05</b>	<b>34</b>	<b>0.16</b>	<b>77</b>	<b>156</b>	<b>0.73</b>	<b>17</b>	<b>5</b>	<b>91</b>	<b>96</b>	<b>0.45</b>	<b>22</b>	<b>0</b>	<b>479.5</b>	<b>2.24</b>



# #13 PAIGE THIBAULT

DS/LIBERO | 5-8 | SENIOR  
WATERTOWN, MINN. (WATERTOWN-MAYER)



### THIBAULT'S HIGHLIGHTS:

- Compiled a career-high 23 digs in a reverse sweep of Georgia (10/27/23)
- Hit .462 vs Arizona State on (9/2/22)
- 2021 All-Crossroads League Honorable Mention
- 2021 Crossroads League All-Freshman Team

CATEGORY	CAREER HIGH	OPPONENT/DATE
Kills	9	at FAU (10/28/22)
Attempts	35	at UTSA (10/23/22)
Hitting Percentage (Min. 10 ATT.)	.462	vs Arizona State (9/2/22)
Assists	9	vs South Carolina (10/22/23)
Digs	23 (2x)	last at Georgia (10/27/23)
Blocks	4	vs UAB (10/7/22)
Aces	3	vs Little Rock (9/8/22)
Points	9.0 (2x)	last at FAU (10/28/22)

CATEGORY	SEASON HIGH	OPPONENT/DATE
Kills	--	--
Attempts	--	--
Hitting Percentage (Min. 10 ATT.)	--	--
Assists	4	vs Wofford (8/31/24)
Digs	14	vs Wofford (8/31/24)
Blocks	--	--
Aces	--	--
Points	--	--

### GAME BY GAME

Date	Opponent	SP	Attack				Set			Serve				Recept				Blocking				Team			
			K	E	TA	PCT	A	TA	PCT	SA	SE	TA	PCT	RE	TA	PCT	DIG	BS	BA	TB	B/S	BE	BHE	POINTS	HIT%
08/31/2024	Wofford	4	0	0	0	.000	4	11	.364	0	0	0	.000	0	0	.000	14	0	0	0	0.0	0	0.0	.271	3-1
<b>Totals</b>		<b>4</b>	<b>0</b>	<b>0</b>	<b>0</b>	<b>.000</b>	<b>4</b>	<b>11</b>	<b>.364</b>	<b>0</b>	<b>0</b>	<b>0</b>	<b>.000</b>	<b>0</b>	<b>0</b>	<b>.000</b>	<b>14</b>	<b>0</b>	<b>0</b>	<b>0</b>	<b>0.0</b>	<b>0</b>	<b>0.0</b>		

### Player Averages

Sets Played	Kills per set	Assists per set	Service aces per set	Digs per set	Blocks per set	Points per set
4	0.00	1.00	0.00	3.50	0.00	0.00

### CAREER STATS

SEASON	TEAM	SM-MP	K	K/S	E	TA	PCT	A	A/S	SA	SA/S	SE	DIG	D/S	RE	BS	BA	TB	B/S	BE	BHE	PTS	PTS/S
2022-23	FIU	105-28	47	0.45	28	216	.088	14	0.13	23	0.22	30	221	2.10	21	1	7	8	0.08	0	0	74.5	0.71
2023-24	AU	97-25	1	0.01	0	4	.250	46	0.47	9	0.09	37	210	2.16	22	0	0	0	0.00	0	0	10.0	0.10
2024-25	AU	4-1	0	0.00	0	0	.000	4	1.00	0	0.00	0	14	3.50	0	0	0	0.00	0	0	0.0	0.00	
<b>TOTAL FOR AU</b>		<b>101 - 26</b>	<b>1</b>	<b>0.01</b>	<b>0</b>	<b>4</b>	<b>.250</b>	<b>50</b>	<b>0.50</b>	<b>9</b>	<b>0.09</b>	<b>37</b>	<b>224</b>	<b>2.22</b>	<b>22</b>	<b>0</b>	<b>0</b>	<b>0</b>	<b>0.00</b>	<b>0</b>	<b>0</b>	<b>10.0</b>	<b>0.10</b>
<b>TOTAL</b>		<b>206 - 54</b>	<b>48</b>	<b>0.23</b>	<b>28</b>	<b>220</b>	<b>.091</b>	<b>64</b>	<b>0.31</b>	<b>32</b>	<b>0.16</b>	<b>67</b>	<b>445</b>	<b>2.16</b>	<b>43</b>	<b>1</b>	<b>7</b>	<b>8</b>	<b>0.04</b>	<b>0</b>	<b>0</b>	<b>84.5</b>	<b>0.41</b>



# #14 CHELSEY MCCURDY

MIDDLE BLOCKER | 6-3 | GRADUATE  
PUYALLUP, WASH. (PORTLAND)



### MCCURDY'S HIGHLIGHTS:

- 3rd best hitting percentage in program history (.706) against Jackson State (9/17/23)
- Currently holds the sixth-best hitting percentage in single-season program history (.344)

CATEGORY	CAREER HIGH	OPPONENT/DATE
Kills	16	vs San Francisco (10/16/21)
Attempts	23	at LSU (10/5/22)
Hitting Percentage (Min. 10 ATT.)	.706	vs Jackson State (9/17/22)
Assists	2 (3x)	last vs Samford (9/16/23)
Digs	5	vs Georgia Southern (8/30/24)
Blocks	10	vs Troy (9/10/22)
Aces	2 (3x)	last vs Eastern Washington (8/28/21)
Points	15.5	at LSU (10/5/22)

CATEGORY	SEASON HIGH	OPPONENT/DATE
Kills	7	vs Wofford (8/31/24)
Attempts	20	vs Wofford (8/31/24)
Hitting Percentage (Min. 10 ATT.)	.364	vs North Alabama (8/30/24)
Assists	--	--
Digs	5	vs Georgia Southern (8/30/24)
Blocks	7	vs Wofford (8/31/24)
Aces	1 (2x)	last vs Georgia Southern (8/30/24)
Points	10.5	vs Wofford (8/31/24)

### GAME BY GAME

Date	Opponent	SP	Attack				Set			Serve				Recept			Blocking				Team				
			K	E	TA	PCT	A	TA	PCT	SA	SE	TA	PCT	RE	TA	PCT	DIG	BS	BA	BE	TOTAL	BHE	POINTS	HIT%	SCORE
08/30/2024	North Ala.	*3	4	0	11	.364	0	1	.000	1	2	18	.889	0	0	.000	4	0	1	0	1.0	0	5.5	.153	3-0
08/30/2024	Ga. Southern	*3	3	1	7	.286	0	1	.000	1	1	12	.917	0	1	1.000	5	1	3	0	4.0	0	6.5	.236	3-0
08/31/2024	Wofford	*4	7	2	20	.250	0	4	.000	0	1	20	.950	0	0	.000	4	0	7	1	7.0	0	10.5	.271	3-1
<b>Totals</b>			<b>10</b>	<b>14</b>	<b>38</b>	<b>.289</b>	<b>0</b>	<b>6</b>	<b>.000</b>	<b>2</b>	<b>4</b>	<b>50</b>	<b>.920</b>	<b>0</b>	<b>1</b>	<b>1.000</b>	<b>13</b>	<b>1</b>	<b>11</b>	<b>1</b>	<b>12.0</b>	<b>0</b>	<b>22.5</b>		

### Player Averages

Sets Played	Kills per set	Assists per set	Service aces per set	Digs per set	Blocks per set	Points per set
10	1.40	0.00	0.20	1.30	1.20	2.25

### CAREER STATS

SEASON	TEAM	SM-MP	K	K/S	E	TA	PCT	A	A/S	SA	SA/S	SE	DIG	D/S	RE	BS	BA	TB	B/S	BE	BHE	PTS	PTS/S
2020-21	UP	34-12	20	0.59	11	62	.145	4	0.12	5	0.15	7	19	0.56	1	2	21	23	0.68	0	0	37.5	1.10
2021-22	UP	78-22	108	1.38	31	246	.313	1	0.01	4	0.05	5	13	0.17	1	6	42	48	0.62	9	1	139.0	1.78
2022-23	AU	122-31	176	1.44	48	372	.344	5	0.04	0	0.00	4	17	0.14	1	4	103	107	0.88	6	0	231.5	1.90
2023-24	AU	78-24	27	0.35	6	55	.382	4	0.05	22	0.28	21	19	0.24	0	1	27	28	0.36	4	0	63.5	0.81
2024-25	AU	10-3	14	1.40	3	38	.289	0	0.00	2	0.20	4	13	1.30	0	1	11	12	1.20	1	0	22.5	2.25
<b>TOTAL FOR AU</b>		<b>210 - 58</b>	<b>217</b>	<b>1.03</b>	<b>57</b>	<b>465</b>	<b>.344</b>	<b>9</b>	<b>0.04</b>	<b>24</b>	<b>0.11</b>	<b>29</b>	<b>49</b>	<b>0.23</b>	<b>1</b>	<b>6</b>	<b>141</b>	<b>147</b>	<b>0.70</b>	<b>11</b>	<b>0</b>	<b>317.5</b>	<b>1.51</b>
<b>TOTAL</b>		<b>322 - 92</b>	<b>345</b>	<b>1.07</b>	<b>99</b>	<b>773</b>	<b>.318</b>	<b>14</b>	<b>0.04</b>	<b>33</b>	<b>0.10</b>	<b>41</b>	<b>81</b>	<b>0.25</b>	<b>3</b>	<b>14</b>	<b>204</b>	<b>218</b>	<b>0.68</b>	<b>20</b>	<b>1</b>	<b>494.0</b>	<b>1.53</b>



# #15 ALEXIS DACOSTA

DS/LIBERO | 5-11 | JUNIOR  
KATY, TEXAS (BAYLOR)



### DACOSTA'S HIGHLIGHTS:

- Two-year starter at Baylor
- Had five matches with at least 10 digs in 2023
- The No. 5 overall recruit in her class
- 2021 Under Armour All-American

CATEGORY	CAREER HIGH	OPPONENT/DATE
Kills	1 (11x)	last vs. TCU (11/10/23)
Attempts	5	vs. TCU (9/21/22)
Hitting Percentage (Min. 10 ATT.)	--	--
Assists	2 (2x)	last vs. Kansas State (10/6/23)
Digs	21	vs. North Alabama (8/30/24)
Blocks	1	vs. TCU (9/21/22)
Aces	3	at Oklahoma (11/1/23)
Points	3.0	at Oklahoma (11/1/23)

CATEGORY	SEASON HIGH	OPPONENT/DATE
Kills	--	--
Attempts	1	vs. North Alabama (8/30/24)
Hitting Percentage (Min. 10 ATT.)	--	--
Assists	7	vs. Georgia Southern (8/30/24)
Digs	21	vs. North Alabama (8/30/24)
Blocks	--	--
Aces	--	--
Points	--	--

### GAME BY GAME

Date	Opponent	Attack					Set			Serve				Recept			Blocking				Team				
		SP	K	E	TA	PCT	A	TA	PCT	SA	SE	TA	PCT	RE	TA	PCT	DIG	BS	BA	BE	TOTAL	BHE	POINTS	HIT%	SCORE
08/30/2024	North Ala.	3	0	0	1	.000	6	21	.286	0	1	8	.875	0	14	1.000	21	0	0	0	0.0	0	0.0	.153	3-0
08/30/2024	Ga. Southern	3	0	0	0	.000	7	20	.350	0	1	10	.900	0	9	1.000	15	0	0	0	0.0	0	0.0	.236	3-0
<b>Totals</b>		<b>6</b>	<b>0</b>	<b>0</b>	<b>1</b>	<b>.000</b>	<b>13</b>	<b>41</b>	<b>.317</b>	<b>0</b>	<b>2</b>	<b>18</b>	<b>.889</b>	<b>0</b>	<b>23</b>	<b>1.000</b>	<b>36</b>	<b>0</b>	<b>0</b>	<b>0</b>	<b>0.0</b>	<b>0</b>	<b>0.0</b>		

### Player Averages

Sets Played	Kills per set	Assists per set	Service aces per set	Digs per set	Blocks per set	Points per set
6	0.00	2.17	0.00	6.00	0.00	0.00

### CAREER STATS

SEASON	TEAM	SM-MP	K	K/S	E	TA	PCT	A	A/S	SA	SA/S	SE	DIG	D/S	RE	BS	BA	TB	B/S	BE	BHE	PTS	PTS/S
2022-23	Baylor	117-32	9	0.08	7	47	.043	9	0.08	10	0.09	22	216	1.85	17	0	1	1	0.01	0	0	19.5	0.17
2023-24	Baylor	114-30	2	0.02	4	15	-.133	9	0.08	18	0.16	34	196	1.72	18	0	0	0	0.00	0	0	20.0	0.18
2024-25	AU	6-2	0	0.00	0	1	.000	13	2.17	0	0.00	2	36	6.00	0	0	0	0	0.00	0	0	0.0	0.00
<b>TOTAL FOR AU</b>		<b>6 - 2</b>	<b>0</b>	<b>0.00</b>	<b>0</b>	<b>1</b>	<b>.000</b>	<b>13</b>	<b>2.17</b>	<b>0</b>	<b>0.00</b>	<b>2</b>	<b>36</b>	<b>6.00</b>	<b>0</b>	<b>0</b>	<b>0</b>	<b>0</b>	<b>0.00</b>	<b>0</b>	<b>0</b>	<b>0.0</b>	<b>0.00</b>
<b>TOTAL</b>		<b>237 - 64</b>	<b>11</b>	<b>0.05</b>	<b>11</b>	<b>63</b>	<b>.000</b>	<b>31</b>	<b>0.13</b>	<b>28</b>	<b>0.12</b>	<b>58</b>	<b>448</b>	<b>1.89</b>	<b>35</b>	<b>0</b>	<b>1</b>	<b>1</b>	<b>0.00</b>	<b>0</b>	<b>0</b>	<b>39.5</b>	<b>0.17</b>



**HAVLICEK'S HIGHLIGHTS:**

- Second Team AVCA High School All-American
- AVCA Phenom Watch List class of 2024
- Palm Beach All-County Team

CATEGORY	CAREER HIGH	OPPONENT/DATE
Kills	--	--
Attempts	--	--
Hitting Percentage (Min. 10 ATT.)	--	--
Assists	--	--
Digs	--	--
Blocks	--	--
Aces	--	--
Points	--	--

CATEGORY	SEASON HIGH	OPPONENT/DATE
Kills	--	--
Attempts	--	--
Hitting Percentage (Min. 10 ATT.)	--	--
Assists	--	--
Digs	--	--
Blocks	--	--
Aces	--	--
Points	--	--

**GAME BY GAME**

**CAREER STATS**



# #19 JASMINE OKEOMA

MIDDLE BLOCKER | 6-3 | REDSHIRT-FRESHMAN  
WOODBRIDGE, VA. (FOREST PARK)



## OKEOMA'S HIGHLIGHTS:

- Redshirted in 2023

CATEGORY	CAREER HIGH	OPPONENT/DATE
Kills	--	--
Attempts	--	--
Hitting Percentage (Min. 10 ATT.)	--	--
Assists	--	--
Digs	--	--
Blocks	--	--
Aces	--	--
Points	--	--

CATEGORY	SEASON HIGH	OPPONENT/DATE
Kills	--	--
Attempts	--	--
Hitting Percentage (Min. 10 ATT.)	--	--
Assists	--	--
Digs	--	--
Blocks	--	--
Aces	--	--
Points	--	--

## GAME BY GAME

## CAREER STATS



# #21 BELLA HUMPHREY

**DS/LIBERO | 5-9 | FRESHMAN**  
**LAFAYETTE, IND. (MCCUTCHEON)**

### HUMPHREY'S HIGHLIGHTS:

- AAU Academic All-American
- 1,000 kill, 1,000 dig member at McCutcheon High School
- Ranked as the No. 33 overall recruit in Indiana

CATEGORY	CAREER HIGH	OPPONENT/DATE
Kills	--	--
Attempts	--	--
Hitting Percentage (Min. 10 ATT.)	--	--
Assists	--	--
Digs	--	--
Blocks	--	--
Aces	--	--
Points	--	--

CATEGORY	SEASON HIGH	OPPONENT/DATE
Kills	--	--
Attempts	--	--
Hitting Percentage (Min. 10 ATT.)	--	--
Assists	--	--
Digs	--	--
Blocks	--	--
Aces	--	--
Points	--	--

### GAME BY GAME

### CAREER STATS



# #22 SYDNEY HANDEL

DS/LIBERO | 6-0 | JUNIOR  
LEE'S SUMMIT, MO. (LEE'S SUMMIT WEST)



### HANDEL'S HIGHLIGHTS:

- Set career-highs in aces (3) and digs (6) in the NCAA Tournament against Houston

CATEGORY	CAREER HIGH	OPPONENT/DATE
Kills	1	vs Middle Tennessee (9/7/23)
Attempts	1 (2x)	lost at South Alabama (9/14/23)
Hitting Percentage (Min. 10 ATT.)	--	--
Assists	--	--
Digs	10	at South Alabama (9/14/23)
Blocks	--	--
Aces	3	vs Houston (12/3/22)
Points	3.0	vs Houston (12/3/22)

CATEGORY	SEASON HIGH	OPPONENT/DATE
Kills	--	--
Attempts	--	--
Hitting Percentage (Min. 10 ATT.)	--	--
Assists	--	--
Digs	--	--
Blocks	--	--
Aces	--	--
Points	--	--

### GAME BY GAME

### CAREER STATS

SEASON	TEAM	SM-MP	K	K/S	E	TA	PCT	A	A/S	SA	SA/S	SE	DIG	D/S	RE	BS	BA	TB	B/S	BE	BHE	PTS	PTS/S
2022-23	AU	19-6	0	0.00	0	1	.000	0	0.00	6	0.32	11	10	0.53	3	0	0	0	0.00	0	0	6.0	0.32
2023-24	AU	19-7	0	0.00	0	1	.000	0	0.00	2	0.11	10	17	0.89	1	0	0	0	0.00	0	0	2.0	0.11
<b>TOTAL</b>		<b>38 - 13</b>	<b>0</b>	<b>0.00</b>	<b>0</b>	<b>2</b>	<b>.000</b>	<b>0</b>	<b>0.00</b>	<b>8</b>	<b>0.21</b>	<b>21</b>	<b>27</b>	<b>0.71</b>	<b>4</b>	<b>0</b>	<b>0</b>	<b>0</b>	<b>0.00</b>	<b>0</b>	<b>0</b>	<b>8.0</b>	<b>0.21</b>



**LAURENDINE'S HIGHLIGHTS:**

- Redshirted in 2023
- Mississippi Gatorade Player of the Year in 2022

CATEGORY	CAREER HIGH	OPPONENT/DATE
Kills	--	--
Attempts	--	--
Hitting Percentage (Min. 10 ATT.)	--	--
Assists	--	--
Digs	--	--
Blocks	--	--
Aces	--	--
Points	--	--

CATEGORY	SEASON HIGH	OPPONENT/DATE
Kills	--	--
Attempts	--	--
Hitting Percentage (Min. 10 ATT.)	--	--
Assists	--	--
Digs	--	--
Blocks	--	--
Aces	--	--
Points	--	--

**GAME BY GAME**

**CAREER STATS**