



2025 AUBURN FOOTBALL

AUBURN ATHLETICS COMMUNICATIONS: 392 SOUTH DONAHUE DRIVE || AUBURN, AL 36830 || AUBURNTIGERS.COM | @AUBURNTIGERS

GAME 5

RV/RV **AUBURN** (3-1, 0-1 SEC) at 9/9 **TEXAS A&M** (3-0, 0-0 SEC)



September 27, 2025 • 2:30 pm CT • TV: ESPN • Radio: Auburn Sports Network
Bryan-College Station, Texas • Kyle Field (102,733)

MEDIA INFORMATION

TV: ESPN

Talent: Joe Tessitore (pxp), Jesse Palmer (analyst), Katie George (sideline)

Radio: Auburn Sports Network | Compass Media

Talent: Andy Burcham (pxp), Jason Campbell (analyst), Bret Eddins (sideline)

Talent: Gregg Daniels (pxp), Chad Brown (analyst),

Stations: Wings 94.3 FM | Sirius XM 162 or 192 | Auburn Tigers App

Live Stats: AuburnTigers.com

X: @AuburnFootball | #WarEagle

AUBURN	3-1, 0-1 SEC
Ranking	RV — AP, RV — Coaches
Last Game	Sept. 20, 2025 Loss at Oklahoma, 17-24
Head Coach	Hugh Freeze (Southern Miss, '92)
Career Record	117-62 (15th season)
AU Record	14-15 (3rd season)
vs. Texas A&M	4-3

TEXAS A&M	3-0, 0-0 SEC
Ranking	9 — AP, 9 — Coaches
Last Game	Sept. 13, 2025 Win at Notre Dame, 41-40
Head Coach	Mike Elko (Penn., '99)
Career Record	27-14 (4th season)
A&M Record	11-5 (2nd season)
vs. Auburn	0-1

AUBURN COACHING STAFF

On the Field

Hugh Freeze, Head Coach

DJ Durkin, Defensive Coordinator/Linebackers

Ben Aigamau, Tight Ends

Marcus Davis, Wide Receivers

Vontrell King-Williams, Defensive Tackles

Chad Lunsford, Special Teams

Wesley McGriff, Cornerbacks

TJ Rushing, Safeties

Jake Thornton, Offensive Line

In the Booth

Derrick Nix, Offensive Coordinator/Running Backs

Kent Austin, Quarterbacks

Roc Bellantoni, Outside Linebackers

AUBURN COMMUNICATIONS

Taylor Bryan, Assoc. AD/Primary Contact tb@auburn.edu
254-709-4411/cell

Kendra Willard, Director kal0014@auburn.edu

George Nunnally, Assoc. Director gnunnalley@auburn.edu

Wes Todd, Assoc. Director wlt0006@auburn.edu













Austin Perryman, Photographer atperryman@auburn.edu

Office Phone (334) 844-9800

STORY LINES

- Saturday's matchup at Texas A&M marks Auburn's second of four straight games against teams currently ranked in the AP Top 20.
- The Tigers are looking for their first win against a top-10 team since defeating No. 10 Ole Miss 31-20 on Oct. 30, 2021 and their first road win against a top-10 team since defeating No. 7 Ole Miss 35-31 on Nov. 1, 2014.
- The Tigers lead the SEC and rank fifth in FBS in rushing defense (58.3 YPG).
- The 233 rushing yards allowed through four games as the fewest since allowing 231 yards through the first four games of the 1994 season.
- The 32 rushing yards allowed at Oklahoma were the fewest against a SEC opponent since holding Mississippi State to 13 yards rushing in 2022.
- Auburn is tied for second in the SEC and tied for eighth in FBS in tackles for loss (32.0) and is the only team in the league with four players with 4.0+ TFL.
- Auburn has scored in a school-record 158 consecutive games dating back to the first game of 2013.
- Twelve of Auburn's 22 scoring drives this season have been drives of seven or more plays and 60 or more yards.
- Auburn has not allowed a first-quarter touchdown in the first four games of the season.
- The Tigers have recorded 11 rushing touchdowns through the first four games of the season. Auburn had 13 rushing touchdowns throughout all of 2024.
- Auburn is the only team in the league and one of four Power 4 teams with two players with four or more rushing scores – Jackson Arnold (4), Jeremiah Cobb (4).
- Cobb ranks second in the SEC and 17th in FBS with 375 rushing yards through four games.
- Malcolm Simmons became the fifth different player with a rushing touchdown with his score at Oklahoma. Three players accounted for the 13 rushing touchdowns last season.
- Cam Coleman's touchdown reception at Oklahoma was the 10th of his career, including his eighth in the last seven games dating back to last season. He became tied for the second fastest Auburn player since 2000 to reach his 10th career touchdown reception (15 games).
- Eric Singleton Jr. has a catch in every game of his collegiate career (28 straight). The streak is the 12th longest active streak in FBS and third-longest among players in the SEC.
- Auburn's offensive line has combined for 276 career games played, the most in the SEC.
- The Tigers are 12-for-12 with nine TDs in the red zone, one of 19 FBS teams perfect inside the 20.

2025 SCHEDULE

	Aug. 29	AUBURN at BAYLOR	W, 38-24
		Jackson Arnold became the first Auburn QB since Cam Newton to run and pass for 100+ yards in his debut.	
	Sept. 6	AUBURN vs. BALL STATE	W, 42-3
		Auburn held Ball State to 68 total yards, the fewest yards allowed since holding Ole Miss to nine yards in 1985.	
	Sept. 13	AUBURN vs. SOUTH ALABAMA	W, 31-15
		The Tigers improved to 3-0 by scoring 30+ points in the first three games for the first time since 2009.	
	Sept. 20	AUBURN AT OKLAHOMA	L, 17-24
		Auburn took a 17-16 lead with 7:08 to play but ultimately came up one score short in its SEC opener.	
	Sept. 27	AUBURN AT TEXAS A&M	ESPN 2:30 PM
		College Station, Texas // Kyle Field (102,733) // Texas A&M leads 8-7	
	Oct. 11	AUBURN vs. GEORGIA	TBA NIGHT
		Auburn, Ala. // Jordan-Hare Stadium (88,043) // Georgia leads 65-56-8	
	Oct. 18	AUBURN vs. MISSOURI	TBA FLEX
		Auburn, Ala. // Jordan-Hare Stadium (88,043) // Auburn leads 3-2	
	Oct. 25	AUBURN AT ARKANSAS	TBA EARLY
		Fayetteville, Ark. // Reynolds Razorback Stadium (76,000) // Auburn leads 20-13-1	
	Nov. 1	AUBURN vs. KENTUCKY	TBA FLEX
		Auburn, Ala. // Jordan-Hare Stadium (88,043) // Auburn leads 28-6-1	
	Nov. 8	AUBURN AT VANDERBILT	TBA AFTERNOON
		Nashville, Tenn. // FirstBank Stadium (40,350) // Series tied 22-22-1	
	Nov. 22	AUBURN vs. MERCER	SECN+ 1 PM
		Auburn, Ala. // Jordan-Hare Stadium (88,043) // Auburn leads 13-0	
	Nov. 29	AUBURN vs. ALABAMA	TBA FLEX
		Auburn, Ala. // Jordan-Hare Stadium (88,043) // Alabama leads 51-37-1	

AUBURN BY THE NUMBERS

Category	2025	Freeze Era
Record	3-1	14-15
SEC	0-1	5-12
Non-Conf	3-0	9-3
Home	2-0	9-8
Away	1-1	5-6
Neutral	0-0	0-1
Day	1-1	6-13
Night	2-0	8-2
TV Games/ABC	0-1	0-5
CBS	0-0	0-2
ESPN	0-0	4-5
ESPN2	0-0	1-1
ESPNU	1-0	1-0
ESPN+	0-0	1-0
SEC Network	1-0	6-2
FOX	1-0	1-0

Scoring first	2-0	10-4
Opp scoring first	1-1	4-11
Leading at half	3-0	12-1
Trailing at half	0-0	1-9
Tied at half	0-1	1-5
Leading after 3Q	3-0	13-3
Trailing after 3Q	0-1	1-11
Tied after 3Q	0-0	0-1
Overtime Games	0-0	1-0

Scoring <20 pts	0-1	1-11
Scoring 20+ pts	3-0	13-4
Scoring 30+ pts	3-0	11-0
Scoring 40+ pts	1-0	8-0
Allowing <20 pts	2-0	12-1
Allowing 20+ pts	1-1	2-14
Allowing 30+ pts	0-0	1-4

Rushing for <100 yds	0-1	0-5
Rushing for 100+ yds	3-0	14-10
Rushing for 200+ yds	2-0	9-2
Rushing for 300+ yds	1-0	3-0
Passing for 200+ yds	1-1	8-7
Passing for 300+ yds	0-0	4-2

Totalling <300 yds	0-1	1-7
Totalling 300+ yds	3-0	13-8
Totalling 400+ yds	2-0	11-2
Totalling 500+ yds	0-0	5-0
Allowing <100 yds	1-0	1-0
Allowing <300 yds	1-0	8-2
Allowing 300+ yds	2-1	6-13

Having 100-yd rusher	3-0	11-0
Having 2 100-yd rushers	0-0	0-0
Having 100-yd receiver	0-0	2-2
Having 2 100-yd receivers	0-0	2-0
Opp 100-yd rusher	0-0	1-3
Opp 100-yd receiver	1-1	4-6

No turnovers	2-1	4-5
<3 turnovers	3-1	12-12
3+ turnovers	0-0	2-3
No takeaways	1-0	3-6
<3 takeaways	3-1	12-11
3+ takeaways	0-0	1-1
Win turnover battle	1-1	5-6
Lose turnover battle	0-0	4-6
Turnovers even	2-0	5-3
30:00+ possession	1-1	6-6
<30:00 possession	2-0	8-9

SERIES HISTORY

- Saturday's game marks the 16th matchup in the series between Auburn and Texas A&M, including the 14th straight year the two teams have played.
- The Aggies lead the series, 8-7, while the Tigers are 4-2 in games played in Bryan-College Station.
- Auburn head coach Hugh Freeze is 4-3 against the Aggies in his career.

UP NEXT

- Auburn has its first of two bye weeks before back-to-back home games against a pair of top-20 opponents in No. 5/3 Georgia and No. 20/19 Missouri on Oct. 11 and Oct. 18.
- The Tigers are 56-65-8 in the series against Georgia and 3-2 against Missouri.

SCHEDULE NOTES

- Starting with last Saturday's matchup at No. 11 Oklahoma, Auburn has a stretch of four games against teams ranked in the current AP Top 25 (No. 11 Oklahoma, No. 9 Texas A&M, No. 5 Georgia, No. 20 Missouri).
- Auburn will host three teams ranked in the current AP Top 25 in No. 5 Georgia (Oct. 11), No. 20 Missouri (Oct. 18) and No. 17 Alabama (Nov. 29) and also have a road matchup at No. 18 Vanderbilt (Nov. 8).

DOMINANT RUN DEFENSE

- Auburn allowed 68 yards of total offense against Ball State on Sept. 6, marking the fewest total yards since holding Ole Miss to nine yards in 1985.
- The Tigers held the Cardinals to -3 yards rushing, which is the fewest since holding Akron to -3 yards rushing in 2021.
- The team held Oklahoma to 32 yards rushing last weekend. That's the fewest rushing yards allowed against a SEC opponent since holding Mississippi State to 13 yards rushing in 2022.
- Auburn leads the SEC and ranks 5th in FBS in rushing defense (58.3) and is 3rd in FBS in YPC (1.86).
- The 233 rushing yards allowed are the fewest through the first four games of a season since allowing 231 yards through four games in 1994.

AGGIE CONNECTIONS

- Former Auburn assistant coach Trooper Taylor is in his second season as the associate head coach/running backs coach for Texas A&M.
- Taylor served on Auburn's staff from 2009-12 and was a part of the 2010 BCS National Championship team.
- Texas A&M defensive backs coach Ishmael Aristide was a defensive graduate assistant for Auburn for the 2016 season.

YEAR THREE UNDER FREEZE

- In his two previous stops in which he has reached his third season as a head coach, Freeze has turned in a combined record of 17-9.
 - 9-4 in 2014 (Ole Miss)
 - 8-5 in 2021 (Liberty)
- After also leading Ole Miss to a 39-24 overall record in five seasons in Oxford from 2012-16, Freeze enters his eighth season as a head coach in the SEC, ranking third among the league's active head coaches (Mark Stoops, Kentucky: 13th season; Kirby Smart, Georgia: 10th season).

AUBURN IN SEC PLAY

- Auburn holds a 340-280-18 (.547) record in SEC play since 1933.
- The Tigers are 150-72-5 (.672) in Jordan-Hare Stadium, 127-143-8 (.471) in true road games and 63-65-5 (.492) at neutral sites against SEC opponents.

SCORING STREAK

- Auburn has scored in a school-record 158 consecutive games dating back to the first game of the 2013 season.
- The Tigers are averaging 30.05 ppg (4,748 total points) during that stretch.
- The streak breaks the previous program record of 149 games set from 1980-92.

SUSTAINED SCORING DRIVES

- Twelve of Auburn's 22 possessions that have resulted in points this season have been drives of seven or more plays and 60 or more yards.
 - 12 plays, 96 yards at Baylor (5:33)
 - 7 plays, 65 yards at Baylor (3:45)
 - 9 plays, 71 yards at Baylor (4:12)
 - 12 plays, 75 yards at Baylor (7:16)
 - 9 plays, 67 yards vs. Ball State (3:14)
 - 9 plays, 72 yards vs. Ball State (3:36)
 - 12 plays, 92 yards vs. South Alabama (5:51)
 - 14 plays, 75 yards vs. South Alabama (4:44)
 - 16 plays, 62 yards vs. South Alabama (8:34)
 - 10 plays, 87 yards at Oklahoma (4:31)
 - 8 plays, 60 yards at Oklahoma (3:17)
 - 14 plays, 75 yards at Oklahoma (7:48)

REDZONE OFFENSE

- Auburn has converted on all 12 of its redzone possessions this season, resulting in nine touchdowns and three field goals.
- The Tigers are one of 11 FBS teams that have scored on every redzone drive this season with a minimum of 12 trips into the redzone.
- Auburn ranked last in the league in scoring percent (78.05) and TD percent (48.78) inside the redzone last season and have converted 75 percent of their trips into TDs this season.

RUNNING WILD

- Auburn's 11 rushing TDs is T-6th in the SEC and two shy of the team's rushing TD total from 2024.
- The Tigers have rushed for 51 first downs on the year, the second most in the league.
- The team's 3.72 YPC in the red zone is good for 3rd in the SEC after only managing 1.86 YPC in the same area in 2024.
- Five different players have run for a TD this season after only three accounted for rushing TDs last season: Jackson Arnold (4), Jeremiah Cobb (4), Damari Alston (1), Durrell Robinson (1), Malcolm Simmons (1).
- The Tigers are the only team in the league and one of four in Power 4 with two players with four or more rushing TDs.

WINNING ON THE ROAD

- Auburn's 38 points in the season opener at Baylor were its most points in a road non-conference game since defeating Florida State, 42-41, in 1984.
- The win marked the program's first road win in a season opener since defeating Virginia 28-17 to begin the 1997 season.

ACTION JACKSON

- Jackson Arnold was named the SEC Co-Player of the Week after rushing for a career-high 137 yards on 16 carries, good for 8.6 yards per carry, and matching a career high with two rushing TDs while going 11-for-17 with 108 yards passing in his Auburn debut at Baylor on Aug. 29.
- He became the first Auburn QB since Cam Newton (2010) to rush and pass for 100+ yards in their Auburn debut and his 137 rushing yards were the most by an Auburn QB since Nick Marshall rushed for 214 yards at Tennessee in 2013.
- Arnold followed his performance by going 24-for-28 with 251 yards and three touchdowns in his Jordan-Hare Stadium debut vs. Ball State on Sept. 6.
- Arnold has attempted 255 consecutive passes without an interception dating back to OU's game vs Tennessee on Sept. 21, 2024 - a stretch of 10 games played - and has the most pass attempts (101) among Power 4 QBs without an interception.
- He is the first Auburn quarterback with four or more rushing touchdowns in a season since Robby Ashford totaled five in 2023.
- Arnold ran for two touchdowns and passed for another score against South Alabama on Sept. 13, marking his fourth career game with a passing and rushing touchdown, including his first this season.

DYNAMIC DUO

- Both Cam Coleman and Eric Singleton Jr. were named to the preseason Biletnikoff Award watch list, making Auburn one of eight programs with multiple wide receivers on the watch list.
 - Ohio State (3), Ole Miss (3), Alabama (2), Auburn (2), Clemson (2), Michigan State (2), Penn State (2), Texas Tech (2)
- The duo has accounted for 35 catches, 446 yards and four touchdowns in the first four games.

SUPER CAM

- Coleman finished his freshman season with 37 receptions for 598 yards and eight touchdowns.
- His 598 receiving yards were the third most by an Auburn freshman in program history and his eight touchdown receptions were tied for the most among returning SEC players this season.
- He ranked No. 1 in the country with six receiving touchdowns and No. 6 in the country with 306 receiving yards in the final three games of 2024.
- Over his last seven games dating back to last season, Coleman has caught 35 passes for 543 yards and eight touchdowns.
 - Nov. 16 vs. ULM: 8 rec, 100 yards, 3 TD
 - Nov. 23 vs. Texas A&M: 7 rec, 128 yards, 2 TD
 - Nov. 30 at Alabama: 7 rec, 78 yards, 1 TD
 - Aug. 29 at Baylor: 1 rec, 23 yards
 - Sept. 6 vs. Ball State: 7 rec, 77 yards
 - Sept. 13 vs. S. Alabama: 2 rec, 49 yards, TD
 - Sept. 20 at Oklahoma: 3 rec, 88 yards, TD
- Coleman's TD reception in the 2nd quarter at Oklahoma was the 10th of his career in his 15th game at Auburn, tying for the 2nd fewest games since 2000 needed to reach 10 career receiving TDs.
 - Ronney Daniels, WR (1999-2000): 12 gms
 - Cam Coleman, WR (2024-pres): 15 gms
 - Phillip Lutzenkirchen, TE (2009-10): 15 gms
 - Darvin Adams, WR (2008-09): 15 gms
- Coleman is one of 18 players in program history with 50+ receptions, 835+ yards and 10+ TDs.

SINGLETON'S CATCH STREAK

- Singleton Jr. arrived at Auburn as ESPN's No. 1 wide receiver and No. 3 overall player in the last season's transfer portal.
- Singleton has a catch in every game of his collegiate career, extending his streak to 28 games with nine catches for 60 yards at Oklahoma.
- His nine receptions were a career high and the most by an Auburn player since Anthony Schwartz recorded 10 receptions vs. Arkansas on Oct. 10, 2020.
- He had a pair of touchdowns vs. Ball State, marking the first multi-TD game of his career.
- His 28 straight games with a reception mark the 12th longest active streak in FBS.
- Singleton has multiple catches in 27 of 28 career games played, including 20 games with four or more.

COBB'S CAREER START

- Through four weeks of the season, Jeremiah Cobb is second in the SEC in rushing yards (375) and tied for fifth in rushing touchdowns (4) and has already surpassed his career high in both categories.
- Cobb turned in his first career 100-yard game with 121 yards and two touchdowns on 11 carries vs. Ball State on Sept. 6.
- He followed that up with 119 yards on 19 attempts with a touchdown vs. South Alabama on Sept. 13.
- Those two games were the eighth- and ninth-best rushing performances by an SEC player this year.
- Cobb scored on runs of 46 yards in the 1st quarter and 45 yards in the 3rd quarter vs. Ball State (Sept. 6) and broke off a 44-yard run at Oklahoma (Sept. 20) – the three longest runs of his career.

O-LINE EXPERIENCE

- Auburn's offensive line has combined for 276 career games played, the most in the SEC.
- The O-line has also combined for 159 career games started, the third most in the SEC.
- The Tigers returned four offensive linemen who started at least 11 games last season and combined to start 47 games as a group in 2024.
- Connor Lew, Izavion Miller, Dillon Wade and Jeremiah Wright have combined to start 105 games in their collegiate career, including 82 at Auburn.

CONSECUTIVE STARTS IN THE TRENCHES

- Auburn has six linemen on either side of the ball who have started in 16 or more straight games: Xavier Chaplin (29), Dillon Wade (26), Keldric Faulk (24), Connor Lew (22), Mason Murphy (16) and Jeremiah Wright (16).

GETTING IT DONE ON 3RD & 4TH DOWN

- Auburn is 6th in the SEC holding opponents to 28.07 percent on 3rd downs this season.
- The Tigers held Ball State to 1-of-14 on 3rd downs, which is the best mark by Auburn's defense since holding Georgia Southern to 0-of-15 in 2017.
- On the other side of the ball, the Tigers are 21-for-49 on 3rd down (42.86 percent).
- The Auburn offense is 16-for-20 on 3rd and 4th and short (1-3 yds) through four games in 2025.
- The offense is 4-for-4 on 4th and short and 6-for-8 on 4th down overall.

QUICK FACTS**GENERAL INFORMATION**

Location	Auburn, Ala.
Founded	1856
Joined SEC	1932 (original member)
Enrollment	34,143
Nickname	Tigers
Colors	Burnt Orange and Navy Blue
Facility	Jordan-Hare Stadium (88,043)
Jordan-Hare Stadium Record	350-99-7
Playing Surface	Natural Grass
President	Dr. Christopher Roberts
Director of Athletics	John Cohen
Faculty Representative	Dr. Duane Brandon

FOOTBALL HISTORY

First Year of Football	1892
All-Time Record (Years)	807-479-47 (133)
All-Time SEC Record (Years)	340-280-18 (90)
Conference Championships (Last)	15 (2013)
All-Time Bowl Record	24-21-2
National Championships	9 (1910, 1913, 1914, 1957, 1958, 1983, 1993, 2004, 2010)
Heisman Trophy winners	3
First Team All-Americans	81
National Coach of the Year winners	6
First Team All-SEC Selections	269

FOOTBALL SUPPORT STAFF

General Manager	Will Redmond
Chief of Staff	John Miller
Executive Assistant for Football	Ragan Reynolds
Assistant GM of Player Development	Jorrell Bostrom
Assistant GM of Player Personnel	Ryan Smith
Assistant GM of Recruiting	Kenyatta Watson
Assistant GM of On-Campus Recruiting	Bianca Webb
Assistant AD/Director of Football Creative	Alex Keller
Head Football Athletic Trainer	Robbie Stewart
Team Physician	Dr. Michael Goodlett
FCA Team Chaplain	Mike Blanc
Senior Director of Recruiting and Development	Ethan Johnson
Director of Football Sports Science	Caleb Jones
Director of College Scouting	Rex Hogan
Director of Equipment Operations	Tyler Fondren
Director of External Operations	Mikel Riggs
Director of Football Nutrition	Danielle Gillen
Director of Football Technology/Digital Innovation	Matt Hard
Director of Football Video	Will Reid
Director of Graphic Design and Branding	Olivia Ramirez
Director of Internal Operations	Tucker Lagrone
Director of Scouting	Tim Baggett
Director of High School/NFL Relations	Brendt Bedsole
Director of Player Engagement	Evan Tyler
Director of Football Creative Video	Tyler Cole

TIGERS IN THE NFL

Name	Pos.	Team
Tank Bigsby	RB	Philadelphia Eagles
KJ Britt	LB	Miami Dolphins
Derrick Brown	DT	Carolina Panthers
Daniel Carlson	K	Las Vegas Raiders
Byron Cowart [^]	DT	New York Jets
Carlton Davis III	CB	New England Patriots
Jamel Dean	CB	Tampa Bay Buccaneers
Rivaldo Fairweather #	TE	Dallas Cowboys
Derick Hall	LB	Seattle Seahawks
Josh Harris [^]	LS	Los Angeles Chargers
Jarquez Hunter	RB	Los Angeles Rams
Noah Igbinoghene	CB	Washington Commanders
Shedrick Jackson #	WR	Las Vegas Raiders
Jayson Jones #	DT	Tampa Bay Buccaneers
Jonathan Jones [^]	CB	Washington Commanders
Austin Keys	LB	Minnesota Vikings
KeAndre Lambert-Smith	WR	Los Angeles Chargers
Eku Leota #	LB	New Orleans Saints
Dorian Maus	LB	Tennessee Titans
Roger McCreary	CB	Tennessee Titans
Jalen McLeod [^]	LB	Jacksonville Jaguars
Bo Nix [*]	QB	Denver Broncos
Owen Pappoe	LB	Arizona Cardinals
JJ Pegues [*]	DL	Las Vegas Raiders
Nehemiah Pritchett	CB	Seattle Seahawks
Jamien Sherwood	LB	New York Jets
Jaylin Simpson #	S	Green Bay Packers
Darius Slayton	WR	New York Giants
Braden Smith	OL	Indianapolis Colts
Jarrett Stidham	QB	Denver Broncos
Daniel Thomas	S	Detroit Lions
Malik Willis [*]	QB	Green Bay Packers
Colby Wooden	DT	Green Bay Packers
Killian Zierer #	OT	San Francisco 49ers

[^] Injured Reserve

^{*} Completed eligibility at another institution

Practice Squad

List as of Sept. 22, 2025

\\ At the opening of training camps, Auburn had 52 former lettermen on NFL rosters, representing 27 different NFL teams.

\\ Auburn has had 31 players taken in the first round of the NFL draft (most recently Derrick Brown and Noah Igbinoghene in 2020) and four No. 1 overall draft picks: Cam Newton (Carolina, '11), Aundray Bruce (Atlanta, '88), Bo Jackson (Tampa, '86) and Tucker Frederickson (NY Giants, '65).

\\ At least one former Tiger has been selected to 19 of the last 25 Pro Bowls, and Auburn has had at least one former player in 16 of the last 19 Super Bowls, including Jack Driscoll and CJ Uzomah with the Philadelphia Eagles in Super Bowl LVIX.

BRINGING 'EM DOWN BEHIND THE LINE

- Auburn is tied for 2nd in the SEC and tied for 8th in FBS in TFL (32.0).
- The Tigers are also 3rd in the league and tied for 13th in FBS in sacks (12.0).
- The team's 14.0 TFL vs. Ball State were the most since also recording 14.0 TFL vs. Ole Miss in 2014.
- Fifteen players have recorded a TFL this season and eight have recorded a sack.
- Auburn is the only SEC team with four players with 4.0 TFL: Keyron Crawford (5.0), Xavier Atkins (4.0), Malik Blocton (4.0), Jared Smith (4.0)

CAPTAIN KELDRIC

- Junior defensive end Keldric Faulk entered his third season at Auburn in 2025 with a plethora of preseason honors, including being named a Preseason All-American by Athlon and ESPN and Preseason All-SEC First Team by the coaches and the media.
- Faulk was rated by ESPN as the No. 18 player in college football entering 2025, including the No. 8 player from the SEC and No. 5 player on the defensive front.
- He is tied for the team lead with three QB hurries and ranks T-2nd with 2.0 sacks and 5th with 3.0 TFL.
- His sack in the 2nd quarter at Oklahoma was the 10th of his Auburn career.

KEYRON'S WREAKING HAVOC

- Making his first four starts in an Auburn uniform to start the season, Keyron Crawford is T-3rd in the SEC with 3.0 sacks and 5.0 TFL and is 2nd on the team with 18 tackles, just four shy of last year's total.
- On Sept. 13 vs. South Alabama, Crawford totaled five tackles and recorded the first interception of his career in the first quarter.
- Against Ball State on Sept. 6, Crawford matched a career high with 2.0 sacks, marking his most in an Auburn uniform, while forcing a fumble and applying another QB hurry.
- He recorded an Auburn-high seven tackles and added his first sack in an Auburn uniform in the season opener at Baylor on Aug. 29.

X GON' GIVE IT TO YA

- Xavier Atkins has started his first four games at Auburn and leads the team with 19 tackles, including 2.0 sacks and 4.0 TFL.
- Atkins led the team with a career-high seven tackles on Oklahoma and has recorded five or more tackles in three of four games this season.
- All five of Atkins tackles vs. Ball State on Sept. 6 were solo stops, and he recorded career highs with 4.0 TFL and 2.0 sacks.
- His 4.0 TFL were the most in the SEC this season and the most by an Auburn player since Jalen McLeod also recorded 4.0 TFL at Arkansas in 2023.

JARED'S JUST GETTING STARTED

- All four of freshman defensive end Jared Smith's tackles this season have come behind the line.
- He has a TFL in each of the last three games and is the only SEC freshman with 4.0 TFL this season.

TAKE IT AWAY

- Auburn is 77-42 when it forces a turnover since the start of the 2013 season and 47-16 when it forces multiple turnovers during the span.
- Conversely, the Tigers are 15-21 when it fails to force a turnover.

WINNING THE BATTLE

- Auburn ranks T-3rd in the league with a +3 turnover margin through four games, having lost just one fumble on the season, and is one of two teams in the SEC that hasn't thrown an interception.
- The Tigers are one of eight FBS teams and the only one from the SEC that has played four games and lost no more than one turnover.
- Conversely, Auburn turned the ball over 14 times and had a -10 turnover margin through the first four games of 2024.

MCPHERSON IS AUTOMATIC

- Alex McPherson is a perfect 69-for-69 on PAT in his career and is 23-for-25 (92.0%) on FG - the best mark in Auburn history and the best among active FBS kickers with a minimum of 20 FGM.
- His 69 extra points without a miss makes him one of only four Auburn kickers (min. 50 PAT attempts) to complete multiple seasons without a miss.

RUN IT BACK, RAY

- Junior cornerback Rayshawn Pleasant returned his first kickoff in an Auburn uniform 98 yards for a touchdown at the end of the third quarter at Baylor.
- The kickoff return TD was the third of Pleasant's career, all coming in the last two seasons, and was the fourth TD of his career (one INT return).
 - 94-yard TD at Louisiana (9/21/2024)
 - 100-yard TD at UAB (10/5/24)
 - 98-yard TD at Baylor (8/29/25)
- He is the only FBS player with three kickoff return TDs in the last two seasons and is one of three active FBS players with three or more kickoff return TDs in their career, joined by Barion Brown (LSU) and Jaylin Lucas (FSU).
- Pleasant ranks fourth in the SEC with 190 kick return yards this season and is the only SEC player to return a kickoff for a touchdown.

N.O.T GOING TO LOSE

- Auburn is 30-3 since the start of the 2013 season in games when scoring a non-offensive touchdown, the latest Pleasant's 98-yard kick return TD at Baylor.

MILESTONE MARKS

- Two Auburn players have amassed 100 tackles in their collegiate careers.
 - Raion Strader: 110 tackles (Miami [OH])
 - Caleb Wheatland: 100 tackles (Maryland)
- Four Auburn players have rushed for 100 or more yards in a game in their collegiate careers.
 - Jackson Arnold: 131 yards vs. Alabama (11/23/24), 137 yards at Baylor (8/29/25)
 - Jeremiah Cobb: 121 yards vs. Ball State (9/6/25), 119 yards vs. S. Alabama (9/13/25)
 - Ashton Daniels: 129 yards at NC State (11/2/24)
 - Durell Robinson: 156 yards vs. FAU (9/21/24), 132 yards vs. Rice (10/26/24)
- Two Auburn players have totaled 100 or more receiving yards in a game in their collegiate careers.
 - Cam Coleman: 100 yards vs. ULM (11/16/24), 128 yards vs. Texas A&M (11/23/24)
 - Eric Singleton: 117 yards vs. North Carolina (10/28/23), 106 yards vs. NC State (11/21/24), 102 yards vs. VMI (9/14/24)
- Two Auburn players have passed for 300 or more yards in a game in their collegiate careers.
 - Jackson Arnold: 361 yards vs. Arizona (12/28/23)
 - Ashton Daniels: 396 yards at Colorado (10/13/23), 367 yards vs. Washington (10/28/23)

OH CAPTAIN(S), MY CAPTAIN(S)

• Team captains for the 2025 season are RB Damari Alston, S Champ Anthony, DE Keldric Faulk and OL Connor Lew.

BAND OF BROTHERS

• Auburn has four sets of brothers on its 2025 roster, good for the second most in the country.

- AnQuon and Antwon Fegans
- Keldric and JJ Faulk
- Antonio and Elijah Melendez
- Duke and Erick Smith

YOUTH MOVEMENT

• Freshman center Kail Ellis entered the 2025 season as the youngest player in FBS and has played in two of the last three games.

• Ellis turned 17 years old on Apr. 29 and is one of two players who will play the entirety of the 2025 season at 17 years old.

• Along with Ellis, freshman running back Omar Mabson II reclassified to 2025 and didn't turn 18 until last month (Aug. 9).

• Auburn has seven true freshmen that have played in all four games: Malik Autry, Bryce Deas, AnQuon Fegans, Elijah Melendez, Jared Smith, Eric Winters, Blake Woodby.

CONGRATS GRADS

• Fifteen current Auburn players enter the 2025 season having earned their bachelor's degrees: James Ash, Ashton Daniels, Antwon Fegans, Horatio Fields, Brandon Frazier, Jay Hardy, Reed Hughes, Tate Johnson, Justin Jones, Izavion Miller, Mason Murphy, Jahquez Robinson, Dillon Wade, Zykevious Walker, Jeremiah Wright.

PACKING JORDAN-HARE

• Auburn's game against South Alabama on Sept. 13 marked the 17th consecutive sellout at Jordan-Hare Stadium dating back to the beginning of the 2023 season, matching the current program record previously set from 2013-16.

• The first three home games of 2025 and six of seven home games overall are already sold out.

FAMILIAR FACES

• Auburn is one of 56 FBS programs (out of 136) to return its head coach, offensive coordinator (Derrick Nix), defensive coordinator (DJ Durkin) and strength and conditioning coach (Dom Studzinski).

40-YEAR ANNIVERSARY

• The 2025 season marks the 40th anniversary of Bo Jackson's 1985 Heisman Trophy winning season, becoming the second of three Heisman Trophy winners in program history, and Auburn will honor Jackson at the Iron Bowl on Nov. 29.

• Jackson rushed for 1,786 yards, which was the second-best single-season performance in Southeastern Conference history, and 17 touchdowns en route to winning the highest honor in college football.

• The Bessemer, Alabama, native finished his four-year Auburn career with 4,303 rushing yards and 4,575 all-purpose yards and 43 rushing touchdowns. His No. 34 jersey was retired as part of Auburn's football centennial celebration in 1992.

RETIRING NO. 2

• Auburn Athletics will retire 2010 Heisman Trophy winner Cam Newton's No. 2 jersey with a ceremony during the Georgia game on Oct. 11, making him the fourth player in program history to have his jersey number retired.

• Newton's No. 2 jersey will join Pat Sullivan (No. 7), Bo Jackson (No. 34) and Terry Beasley (No. 88) as former football players to have their jersey number retired.

• One of the most decorated players in Auburn and SEC history, Newton was a consensus All-American in his lone season at Auburn and won the Walter Camp Award, Maxwell Award, Manning Award, Davey O'Brien Award and was Associated Press National Player of the Year while also leading the Tigers to the BCS National Championship.

• During Newton's historic 2010 season, he threw for 2,854 yards and 30 touchdowns while rushing for 1,473 yards and 20 touchdowns. He became the first player in SEC history to pass for more than 2,000 yards and rush for more than 1,000 yards in a single season.

HONORING ANOTHER HALL OF FAMER

• Former Auburn linebacker Gregg Carr (1981-84) will be inducted into the National Football Foundation Hall of Fame on Dec. 9 in Las Vegas, becoming the 13th member of the NFF Hall of Fame in program history.

• A consensus First Team All-American in 1984, Carr was Auburn's leading tackler as a sophomore (125), junior (136) and the second leading tackler as a senior (139). A two-time First Team All-SEC selection and 1984 SEC Lineman of the Year, Carr amassed 453 career tackles, currently ranking him second in school history. His career totals include 289 solo tackles, which also rank second in the school record books, and nine sacks. His 139 total tackles as a senior rank eighth in school annals for a single season.

• Along with the recognition for Jackson, Carr will also be honored during the Iron Bowl on Nov. 29.

AUBURN'S ALL-TIME RECORD

• Auburn has a 807-479-47 record in 133 seasons of football, the 14th most wins among FBS programs.

• The Tigers are 416-108-8 in Auburn, 207-208-20 in true road games and 184-163-19 in all other games outside of Auburn.

JORDAN-HARE STADIUM

• In the 86th season of football at Jordan-Hare Stadium, Auburn is 352-99-7 all-time in the stadium.

• This includes two wins by forfeit against Mississippi State (21-21, tie in 1975 and 27-13, MSU in 1977).

• The Tigers have had a winning home record 70 times in the history of JHS, including 21 of the last 25 seasons.

2025 PRESEASON/WEEKLY HONORS

CHAMP ANTHONY, S

Comeback Player of the Year Watch List

JACKSON ARNOLD, QB

Maxwell Award Watch List
Unitas Award Watch List
Shrine Bowl 1000 Watch List
Earl Campbell Tyler Rose Watch List
SEC Co-Offensive Player of the Week (Sept. 1)
Davey O'Brien Great 8 (Sept. 2)

XAVIER ATKINS, LB

PFF SEC Team of the Week (Sept. 7)

XAVIER CHAPLIN, OL

Preseason All-SEC Third Team (Athlon, Coaches, Lindy's, Media)
Shrine Bowl 1000 Watch List
PFF SEC Team of the Week (Sept. 7)

CAM COLEMAN, WR

Preseason All-America Second Team (AP, Phil Steele)
Preseason All-America Third Team (Athlon)
Preseason All-SEC First Team (Athlon, Coaches, Media, PFF)
Preseason All-SEC Second Team (Lindy's)
Maxwell Award Watch List
Biletnikoff Award Watch List
Bruce Feldman's Freaks List (No. 52)

KEYRON CRAWFORD, BUCK

Senior Bowl Top 300
Shrine Bowl 1000 Watch List

KELDRIC FAULK, DE

Preseason All-America Second Team (ESPN)
Preseason All-America Third Team (Athlon)
Preseason All-SEC First Team (Athlon, Coaches, Lindy's, Media)
Bronko Nagurski Watch List
Bednarik Award Watch List
Senior Bowl Top 300
Shrine Bowl 1000 Watch List
ESPN Top 100 (No. 18)
Bruce Feldman's Freaks List (No. 9)
Shrine Bowl Breakout Defensive Player of the Week (Sept. 15)

KALEB HARRIS, S

Preseason All-SEC Third Team (Athlon)

KAYIN LEE, CB

Preseason All-SEC Third Team (Athlon)
Shrine Bowl 1000 Watch List

CONNOR LEW, C

Preseason All-SEC Second Team (Athlon)
Preseason All-SEC Third Team (Coaches, Media)
Shrine Bowl 1000 Watch List
Rimington Trophy Watch List

ALEX MCPHERSON, K

Preseason All-SEC Third Team (Coaches, Media)
Groza Award Watch List

IZAVION MILLER, OL

Shrine Bowl 1000 Watch List

MASON MURPHY, OL

Shrine Bowl 1000 Watch List

CHRIS MURRAY, BUCK

Shrine Bowl 1000 Watch List

DEPTH CHART VS. TEXAS A&M

OFFENSE

X	8 CAM COLEMAN (6-3, 201, SO.) <u>OR</u>
	18 SAM TURNER (6-1, 207, FR.)
Z	5 HORATIO FIELDS (6-2, 201, SR.) <u>OR</u>
	3 PERRY THOMPSON (6-3, 220, SO.)
H	1 ERIC SINGLETON (5-10, 180, JR.) <u>OR</u>
	4 MALCOLM SIMMONS (6-0, 186, SO.) <u>OR</u>
	6 BRYCE CAIN (5-10, 165, R-FR.)
LT	65 XAVIER CHAPLIN (6-7, 348, JR.)
	72 Izavion Miller (6-5, 305, Sr.)
LG	52 DILLON WADE (6-4, 315, SR.)
	78 DeAndre Carter (6-4, 355, R-Fr.)
C	75 CONNOR LEW (6-3, 303, JR.)
	71 Dylan Senda (6-5, 320, So.)
RG	77 JEREMIAH WRIGHT (6-5, 348, SR.)
	56 Seth Wilfred (6-5, 339, So.)
RT	76 MASON MURPHY (6-5, 319, SR.)
	79 Tyler Johnson (6-6, 323, So.)
TE	87 BRANDON FRAZIER (6-7, 267, SR.)
	15 Preston Howard (6-5, 236, Jr.)
QB	11 JACKSON ARNOLD (6-1, 219, JR.)
	9 Deuce Knight (6-4, 217, Fr.) <u>OR</u>
	12 Ashton Daniels (6-2, 219, Sr.)
RB	0 DAMARI ALSTON (5-9, 214, SR.)
	23 Jeremiah Cobb (5-11, 200, Jr.) <u>OR</u>
	21 Durell Robinson (6-0, 207, So.)

SPECIAL TEAMS

K	38 ALEX MCPHERSON (5-9, 160, JR.) <u>OR</u>
	33 TOWNS MCGOUGH (6-0, 200, SO.) <u>OR</u>
	41 CONNOR GIBBS (5-10, 184, JR.)
P	14 HUDSON KAAK (6-1, 222, JR.)
	37 John McGuire (6-1, 202, Fr.)
H	14 HUDSON KAAK (6-1, 222, JR.)
	37 John McGuire (6-1, 202, Fr.)
KR	14 RAYSHAWN PLEASANT (5-11, 200, JR.)
	1 Eric Singleton (5-10, 180, Jr.)
PR	1 ERIC SINGLETON (5-10, 180, JR.)
	4 Malcolm Simmons (6-0, 186, So.)
LS	44 REED HUGHES (6-2, 228, SR.)
	46 Keaton McNutt (5-11, 225, R-Fr.)
KOS	33 TOWNS MCGOUGH (6-0, 200, SO.) <u>OR</u>
	41 CONNOR GIBBS (5-10, 184, JR.)

DEFENSE

DT	91 ZYKEIVOUS WALKER (6-4, 296, SR.) <u>OR</u>
	47 MALIK BLOCTON (6-3, 300, SO.) <u>OR</u>
	96 MALIK AUTRY (6-5, 330, FR.) <u>OR</u>
	98 JAMES ASH (6-3, 302, SR.)
NT	97 BOBBY JAMISON-TRAVIS (6-4, 322, SR.) <u>OR</u>
	35 DALLAS WALKER IV (6-3, 362, SR.) <u>OR</u>
	92 JAY HARDY (6-3, 317, SR.) <u>OR</u>
	95 JOURDIN CRAWFORD (6-0, 337, FR.)
DE	15 KELDRIC FAULK (6-6, 285, JR.) <u>OR</u>
	10 AMARIS WILLIAMS (6-2, 260, SO.) <u>OR</u>
	44 DARRION SMITH (6-2, 271, FR.) <u>OR</u>
	41 JARED SMITH (6-6, 260, FR.)
BUCK	24 KEYRON CRAWFORD (6-4, 255, SR.) <u>OR</u>
	3 CHRIS MURRAY (6-3, 256, SR.) <u>OR</u>
	18 JJ FAULK (6-3, 244, FR.)
SAM	6 DEMARCUS RIDDICK (6-2, 228, SO.) <u>OR</u>
	16 BRYCE DEAS (6-1, 210, FR.)
MIKE	0 ROBERT WOODYARD JR. (6-0, 241, JR.) <u>OR</u>
	43 CALEB WHEATLAND (6-1, 231, SR.)
WILL	17 XAVIER ATKINS (6-0, 210, SO.) <u>OR</u>
	9 ELIJAH MELENDEZ (6-0, 228, FR.)
STAR	19 SYLVESTER SMITH (6-0, 195, SO.) <u>OR</u>
	28 KENSLEY LOUIDOR-FAUSTIN (5-11, 183, SO.) <u>OR</u>
	21 ANQUON FEGANS (6-0, 191, FR.)
FS	1 CHAMP ANTHONY (5-11, 188, JR.) <u>OR</u>
	5 JAHQUEZ ROBINSON (6-2, 205, SR.) <u>OR</u>
	29 TAYE SEYMORE (5-11, 200, JR.)
BS	8 KALEB HARRIS (6-1, 201, SO.) <u>OR</u>
	25 ERIC WINTERS (6-0, 219, FR.)
CB	4 KAYIN LEE (5-11, 180, JR.) <u>OR</u>
	14 RAYSHAWN PLEASANT (5-11, 200, JR.) <u>OR</u>
	22 DONOVAN STARR (5-11, 182, FR.)
CB	23 JAY CRAWFORD (5-11, 181, SO.) <u>OR</u>
	13 RAION STRADER (6-0, 185, JR.) <u>OR</u>
	12 BLAKE WOODYBY (5-11, 180, FR.)

2025 PRESEASON/WEEKLY HONORS

RAYSHAWN PLEASANT, KR/CB

Preseason All-America Second Team (WCFF, SN)
Preseason All-America Fourth Team (Athlon, Phil Steele)
Preseason All-SEC Second Team (Athlon)
Shrine Bowl 1000 Watch List
Jet Award Watch List
SEC Co-Special Teams Player of the Week (Sept. 1)

DEMARCUS RIDDICK, LB

Preseason All-SEC Fourth Team (Athlon)

ERIC SINGLETON JR., WR

Preseason All-America Second Team (Lindy's)
Preseason All-America Fourth Team (Phil Steele)
Preseason All-SEC First Team (Lindy's, PFF)
Preseason All-SEC Second Team (Athlon, Coaches)
Preseason All-SEC Third Team (Media)
Biletnikoff Award Watch List
Senior Bowl Top 300
Shrine Bowl 1000 Watch List
ESPN Top 100 (No. 100)
Bruce Feldman's Freaks List (No. 73)

SYLVESTER SMITH, STAR

PFF SEC Team of the Week (Sept. 7)

RAION STRADER, CB

Shrine Bowl 1000 Watch List

DILLON WADE, OL

Senior Bowl Top 300
Shrine Bowl 1000 Watch List

CALEB WHEATLAND, LB

Senior Bowl Top 300
Shrine Bowl 1000 Watch List

JEREMIAH WRIGHT, OL

Preseason All-SEC Second Team (Lindy's)
Preseason All-SEC Fourth Team (Athlon)
Good Works Team Nominee
Wuerffel Trophy Watch List
Senior Bowl Top 300
Shrine Bowl 1000 Watch List

PRONUNCIATION GUIDE

No.	Name	Pronunciation
0	DAMARI Alston	dah-MARR-ree
58	TAI Buster	TIE
95	JOURDIN Crawford	JOR-dan
16	Bryce DEAS	DEE-ahs
51	KAIL Ellis	KALE
21	AnQuon FEGANS	FAY-gans
36	Antwon FEGANS	FAY-gans
5	HORATIO Fields	hor-RAY-she-oh
84	Ryan GHEA	GEE
14	Hudson KAAK	COCK
85	CAM'RON King	CAM-ron
26	A'MON LANE-GANUS	AH-mon Lane-GAIN-us
4	KAYIN Lee	KAY-enn
28	Kensley LOUIDOR-FAUSTIN	L'door-fow-stin
82	N'NONYE Marcus	NON-yay

No.	Name	Pronunciation
33	Towns McGOUGH	mc-GOO
38	Alex McPHERSON	mc-FEAR-son
72	IZAVION Miller	eye-ZAY-vee-yon
90	Christian OSE-AFIANA	OH-say AH-fee-AHN-ah
40	Hunter OUSLEY	OWLS-lee
21	DURELL Robinson	der-ELL
5	JAHQUEZ Robinson	jah-KWEZ
71	Dylan SENDA	SEN-dah
44	DARRION Smith	DARE-ee-on
13	RAION STRADER	RAY-on STRAY-der
91	ZYKEIVOUS Walker	zy-kee-vee-us
11	JAMONTA Waller	jah-MON-tae
10	AMARIS Williams	ah-MAR-riss

AUBURN ROSTER

ALPHABETICAL ROSTER

NO.	PLAYER, POS.
0	Damari Alston, RB
1	Champ Anthony, S
11	Jackson Arnold, QB
98	James Ash, DL
17	Xavier Atkins, LB
96	Malik Autry, DL
60	Cade Barnett, OL
47	Malik Blocton, DL
59	Isaac Boulger, OL
49	Tyler Brown, Buck
26	Christian Burnette, RB
58	Tai Buster, OL
6	Bryce Cain, WR
64	Benton Cantey, LS
32	Cade Carlson, S
78	DeAndre Carter, OL
65	Xavier Chaplin, OL
57	Harrison Clemmer, OL
23	Jeremiah Cobb, RB
99	Antonio Coleman, DL
8	Cam Coleman, WR
16	John Colvin, QB
23	Jay Crawford, CB
95	Jourdin Crawford, DL
24	Keyron Crawford, Buck
12	Ashton Daniels, QB
13	Hollis Davidson III, TE
16	Bryce Deas, LB
70	Favour Ebuka Edwin, OL
51	Kail Ellis, OL
28	Camden Etheredge, TE
18	J.J. Faulk, DE
15	Keldric Faulk, DE
21	AnQuon Fegans, S
36	Antwon Fegans Jr., S
5	Horatio Fields, WR
53	John Henry Flatt, OL
87	Brandon Frazier, TE
93	Joe Frazier Jr., DL
25	Cole Gamble, RB
84	Ryan Ghea, TE
41	Connor Gibbs, K
42	Coleman Granberry, LB
92	Jay Hardy, DL
8	Kaleb Harris, S
55	Malachi Harris, OL
22	Alvin Henderson, RB
15	Preston Howard, TE
44	Reed Hughes, LS
97	Bobby Jamison-Travis, DL
42	Tate Johnson, TE
79	Tyler Johnson, OL
35	Justin Jones, RB
14	Hudson Kaak, P
85	Cam'Ron King, WR
9	Deuce Knight, QB
26	A'mon Lane-Ganus, CB
4	Kayin Lee, CB
75	Connor Lew, OL
28	Kensley Louidor-Faustin, S
29	Omar Mabson II, RB
82	N'nonye Marcus, WR
20	Jacoby Mathews, DB
52	William Grier McDuffie, LB
33	Towns McGough, K/P
37	John McGuire, P
46	Keaton McNutt, LS
38	Alex McPherson, K

NUMERICAL ROSTER

No.	Name	Pos.	Ht.	Wt.	Class	Hometown / Previous School
0	Damari Alston	RB	5-9	214	Sr.	Atlanta, GA / Woodward Academy
0	Robert Woodyard Jr.	LB	6-0	241	Jr.	Mobile, AL / Williamson
1	Champ Anthony	S	5-11	188	Jr.	Fort Worth, TX / Trinity Leadership / Tyler JC
1	Eric Singleton Jr.	WR	5-10	180	Jr.	Atlanta, GA / Alexander / Georgia Tech
3	Chris Murray	Buck	6-3	256	Sr.	Wichita Falls, TX / Hirschi / TCU / Sam Houston
3	Perry Thompson	WR	6-3	220	So.	Foley, AL / Foley
4	Kayin Lee	CB	5-11	180	Jr.	Ellenwood, GA / Cedar Grove
4	Malcolm Simmons	WR	6-0	186	So.	Montgomery, AL / Benjamin Russell
5	Horatio Fields	WR	6-2	201	Sr.	Douglasville, GA / New Manchester / Wake Forest
5	Jahquez Robinson	S	6-2	205	Sr.	Jacksonville, FL / Sandalwood / Alabama / Colorado
6	Bryce Cain	WR	5-10	165	RFr.	Mobile, AL / Baker
6	Demarcus Riddick	LB	6-2	228	So.	Clanton, AL / Chilton County
8	Cam Coleman	WR	6-3	201	So.	Phenix City, AL / Central
8	Kaleb Harris	S	6-1	201	So.	Bessemer, AL / Thompson
9	Deuce Knight	QB	6-4	217	Fr.	Luicedale, MS / George County
9	Elijah Melendez	LB	6-0	228	Fr.	Kissimmee, FL / Osceola
10	Duke Smith	WR	6-0	205	Fr.	Selma, AL / Southside
10	Amaris Williams	DE	6-2	260	So.	Fayetteville, NC / Clinton
11	Jackson Arnold	QB	6-1	219	Jr.	Denton, TX / Guyer / Oklahoma
11	Jamonta Waller	Buck	6-0	256	RFr.	Picayune, MS / Picayune Memorial
12	Ashton Daniels	QB	6-2	219	Sr.	Buford, GA / Buford / Stanford
12	Blake Woodby	CB	5-11	180	Fr.	Upper Marlboro, MD / St. Frances Academy
13	Hollis Davidson III	TE	6-5	238	Fr.	Peachtree City, GA / McIntosh
13	Raion Strader	CB	6-0	185	Jr.	Pittsburgh, PA / Penn Hills / Miami (Ohio)
14	Hudson Kaak	P	6-1	222	Jr.	Seymour, Australia / Seymour College / Oklahoma St.
14	Rayshawn Pleasant	CB	5-11	200	RJr.	West Monroe, LA / West Monroe / Tulane
15	Keldric Faulk	DE	6-6	285	Jr.	Highland Home, AL / Highland Home
15	Preston Howard	TE	6-5	236	Jr.	Arbutus, MD / McDonogh School / Maryland
16	John Colvin	QB	6-3	194	So.	Birmingham, AL / Mountain Brook
16	Bryce Deas	LB	6-1	210	Fr.	Prince George's County, MD / St. Frances Academy
17	Xavier Atkins	LB	6-0	210	So.	Houston, TX / Summer Creek / LSU
17	Will Myers	QB	5-8	183	Fr.	Homewood, AL / Homewood
18	J.J. Faulk	DE	6-3	244	Fr.	Highland Home, AL / Highland Home
18	Sam Turner	WR	6-1	207	Fr.	Lithonia, GA / Southwest DeKalb
19	Sylvester Smith	S	6-0	195	So.	Munford, AL / Munford
20	Jacoby Mathews	DB	6-1	216	Jr.	Ponchatoula, LA / Ponchatoula / Texas A&M
21	AnQuon Fegans	S	6-0	191	Fr.	Alabaster, AL / Thompson
21	Durell Robinson	RB	6-0	207	So.	Seat Pleasant, MD / St. Frances Academy / UConn
22	Alvin Henderson	RB	5-9	202	Fr.	Elba, AL / Elba
22	Donovan Starr	CB	5-11	182	Fr.	Bloomington, IL / Ravenwood
23	Jeremiah Cobb	RB	5-11	200	Jr.	Montgomery, AL / Montgomery Catholic
23	Jay Crawford	CB	5-11	181	So.	Atlanta, GA / Parkview
24	Keyron Crawford	Buck	6-4	255	Sr.	Memphis, TN / Briarcrest Christian / Arkansas St.
25	Cole Gamble	RB	6-1	203	RFr.	Birmingham, AL / Mountain Brook
25	Eric Winters	S	6-0	219	Fr.	Enterprise, AL / Enterprise
26	Christian Burnette	RB	5-11	194	So.	Mobile, AL / Faith Academy
26	A'mon Lane-Ganus	CB	5-10	180	RFr.	Columbiana, AL / Moody
27	Devin Williams	CB	5-9	168	Fr.	Dacula, GA / Buford
28	Camden Etheredge	TE	6-0	222	Jr.	Leeds, AL / Auburn
28	Kensley Louidor-Faustin	S	5-11	183	So.	Naples, FL / Naples
29	Omar Mabson II	RB	5-9	213	Fr.	Auburn, AL / Auburn
29	Taye Seymore	S	5-11	200	Jr.	Ft. Walton Beach, FL / South Atlanta / Georgia Tech
31	Joe Phillips	Buck	6-2	261	RFr.	Shorter, AL / Booker T. Washington
32	Cade Carlson	S	6-1	206	RFr.	Eads, TN / Briarcrest Christian
33	Towns McGough	K/P	6-0	200	So.	Auburn, AL / Auburn
35	Justin Jones	RB	6-1	214	Sr.	Bessemer, AL / Bessemer Academy / UAB
35	Dallas Walker IV	DL	6-3	362	Sr.	Nashville, TN / Smyrna / Western Kentucky
36	Antwon Fegans Jr.	S	6-1	194	Sr.	Oxford, AL / Oxford / Northwestern St.
37	John McGuire	P	6-1	202	Fr.	Alabaster, AL / Thompson
38	Alex McPherson	K	5-9	160	Jr.	Fort Payne, AL / Fort Payne
40	Hunter Ousley	TE	6-2	243	RFr.	Clanton, AL / Chilton County
41	Connor Gibbs	K	5-10	184	Jr.	New Orleans, LA / MPC Day School / Southern Miss
41	Jared Smith	DE	6-6	260	Fr.	Birmingham, AL / Thompson
42	Coleman Granberry	LB	5-11	206	So.	Auburn, AL / Auburn
42	Tate Johnson	TE	6-3	271	Sr.	LaGrange, GA / Callaway
43	Caleb Wheatland	LB	6-1	231	Sr.	Centreville, VA / Avalon School / Maryland
44	Reed Hughes	LS	6-2	228	Sr.	Conway, AR / Conway

AUBURN ROSTER

NUMERICAL ROSTER

No.	Name	Pos.	Ht.	Wt.	Class	Hometown / Previous School
44	Darrion Smith	DL	6-2	271	Fr.	Annapolis, MD / St. Frances Academy
45	Antonio Melendez	LB	5-11	237	So.	Kissimmee, FL / Osceola
46	Keaton McNutt	LS	5-11	225	RFr.	Newnan, GA / East Coweta
46	Grey Reebals	CB	5-11	184	RFr.	Birmingham, AL / Briarwood Christian
47	Malik Blocton	DL	6-3	300	So.	Pike Road, AL / Pike Road
48	Eli Morton	TE	6-5	231	RFr.	Sardis City, AL / Sardis
48	Paul Thompson Jr.	S	6-0	194	Jr.	Hoover, AL / Hoover
49	Tyler Brown	Buck	5-11	235	Jr.	Macon, GA / Stafford Academy
51	Kail Ellis	OL	6-4	315	Fr.	Canton, GA / Cass
52	Dillon Wade	OL	6-4	315	Sr.	Houston, TX / Cy-Falls / Tulsa
52	William Grier McDuffie	LB	6-1	217	RFr.	Birmingham, AL / Mountain Brook
53	John Henry Flatt	OL	6-6	299	RFr.	Dallas, TX / Trinity Christian Academy
55	Malachi Harris	OL	6-2	375	So.	Huntsville, AL / Anniston / Austin Peay
56	Seth Wilfred	OL	6-5	339	So.	Las Vegas, NV / Bishop Gorman / Snow College
57	Harrison Clemmer	OL	6-0	279	So.	Birmingham, AL / Briarwood Christian
58	Tai Buster	OL	6-3	313	Fr.	Kannapolis, NC / Brown
59	Isaac Boulger	OL	6-2	285	RFr.	Northport, AL / Tuscaloosa County
60	Cade Barnett	OL	6-5	275	So.	Monroeville, AL / Excel / West Georgia
64	Benton Cantey	LS	5-8	217	Fr.	Fort Worth, TX / Trinity Valley School
65	Xavier Chaplin	OL	6-7	348	Jr.	Beaufort, SC / Whale Branch / Virginia Tech
67	Broderick Shull	OL	6-5	327	Fr.	Bixby, OK / Bixby
70	Favour Ebuka Edwin	OL	6-6	317	RFr.	McDonough, GA / Eagle's Landing Christian Academy
71	Dylan Senda	OL	6-5	320	So.	Livonia, MI / Divine Child / Northwestern
72	Izavion Miller	OL	6-5	305	Sr.	Memphis, TN / Wooddale / SW Mississippi CC
74	Jacobe' Ward	OL	6-4	353	Fr.	Savannah, GA / Benedictine Military School
75	Connor Lew	OL	6-3	303	Jr.	Kennesaw, GA / Kennesaw Mountain
76	Mason Murphy	OL	6-5	319	Sr.	Riverside, CA / JSerra / USC
77	Jeremiah Wright	OL	6-5	348	Sr.	Selma, AL / Selma
78	DeAndre Carter	OL	6-4	355	RFr.	Temecula, CA / Mater Dei
79	Tyler Johnson	OL	6-6	323	So.	Natchitoches, LA / Natchitoches Central
80	Will Upton	WR	5-9	181	So.	Jackson, MS / Jackson Prep
81	Erick Smith	WR	6-4	195	Fr.	Selma, AL / Southside
82	N'nonye Marcus	WR	5-10	165	So.	Columbus, GA / Columbus / Reinhardt
84	Ryan Ghea	TE	6-5	261	Fr.	Milton, GA / Milton
85	Cam'Ron King	WR	6-0	195	RFr.	Ocala, FL / Vanguard
87	Brandon Frazier	TE	6-7	267	Sr.	McKinney, TX / McKinney North
89	Jake White	WR	5-10	185	RFr.	Auburn, AL / Lee-Scott Academy
90	Christian Ose-Afiana	DL	6-2	250	Fr.	Lanham, Maryland / Quince Orchard
91	Zykeivous Walker	DL	6-4	296	Sr.	Ellaville, GA / Schley County
92	Jay Hardy	DL	6-3	317	Sr.	Chattanooga, TN / McCallie / Liberty
93	Joe Frazier Jr.	DL	6-0	263	Jr.	Auburn, AL / Auburn
93	Charley Schwinger	K	6-2	171	So.	Houston, TX / Second Baptist
95	Jourdin Crawford	DL	6-0	337	Fr.	Birmingham, AL / Parker
96	Malik Autry	DL	6-5	330	Fr.	Opelika, AL / Opelika
97	Bobby Jamison-Travis	DL	6-4	322	Sr.	Minneapolis, MN / Minneapolis North / Iowa Western
98	James Ash	DL	6-3	302	Sr.	Tampa, FL / Chamberlin / Florida A&M
99	Antonio Coleman	DL	6-1	256	Fr.	Saraland, AL / Saraland

ALPHABETICAL ROSTER

NO.	PLAYER, POS.
45	Antonio Melendez, LB
9	Elijah Melendez, LB
72	Izavion Miller, OL
48	Eli Morton, TE
76	Mason Murphy, OL
3	Chris Murray, Buck
17	Will Myers, QB
90	Christian Ose-Afiana, DL
40	Hunter Ousley, TE
31	Joe Phillips, Buck
14	Rayshawn Pleasant, CB
46	Grey Reebals, CB
6	Demarcus Riddick, LB
21	Durrell Robinson, RB
5	Jahquez Robinson, S
93	Charley Schwinger, K
71	Dylan Senda, OL
29	Taye Seymore, S
67	Broderick Shull, OL
4	Malcolm Simmons, WR
1	Eric Singleton Jr., WR
44	Darrion Smith, DL
10	Duke Smith, WR
81	Erick Smith, WR
41	Jared Smith, DE
19	Sylvester Smith, S
22	Donovan Starr, CB
13	Raion Strader, CB
48	Paul Thompson Jr., S
3	Perry Thompson, WR
18	Sam Turner, WR
80	Will Upton, WR
52	Dillon Wade, OL
35	Dallas Walker IV, DL
91	Zykeivous Walker, DL
11	Jamonta Waller, Buck
74	Jacobe' Ward, OL
43	Caleb Wheatland, LB
89	Jake White, WR
56	Seth Wilfred, OL
10	Amaris Williams, DE
27	Devin Williams, CB
25	Eric Winters, S
12	Blake Woodby, CB
0	Robert Woodyard Jr., LB
77	Jeremiah Wright, OL

COACHING STAFF

Head Coach: Hugh Freeze (Southern Miss, 1992)

Offensive Coordinator/Running Backs: Derrick Nix (Southern Miss, 2002)

Defensive Coordinator/Linebackers: DJ Durkin (Bowling Green, 2001)

Tight Ends: Ben Aigamaua (Lambuth., 2010)

Quarterbacks: Kent Austin (Ole Miss, 1985)

Outside Linebackers: Roc Ballantoni (Iona, 1993)

Wide Receivers: Marcus Davis (Auburn, 2016)

Defensive Tackles: Vontrell King-Williams (UTSA, 2016)

Special Teams: Chad Lunsford (Georgia College, 2000)

Cornerbacks: Wesley McGriff (Savannah State, 1990)

Safeties: TJ Rushing (Stanford, 2006)

Offensive Line: Jake Thornton (Western Carolina, 2015)

AUBURN CAREER PARTICIPATION CHART

	Total GP/GS	at Auburn	Consecutive Starts	2025	2024	2023	2022	2021	2020
0 Damari Alston, RB	36/3	36/3	-	2/1	12/0	10/1	12/1	-	-
1 Champ Anthony, S	19/4	19/4	-	2/0	4/4	13/0	-	-	-
11 Jackson Arnold, QB	21/14	4/4	9	4/4	10/9	7/1	-	-	-
98 James Ash, DL	35/21	1/0	-	1/0	12/12	13/9	9/0	-	-
17 Xavier Atkins, LB	11/4	4/4	4	4/4	7/0	-	-	-	-
96 Malik Autry, DL	3/0	3/0	-	3/0	-	-	-	-	-
60 Cade Barnett, OL	3/0	-	-	-	3/0	-	-	-	-
47 Malik Blocton, DL	16/2	16/2	-	4/0	12/2	-	-	-	-
59 Isaac Boulger, OL	0/0	-	-	-	-	-	-	-	-
49 Tyler Brown, Buck	0/0	-	-	-	-	-	-	-	-
26 Christian Burnette, RB	1/0	1/0	-	-	1/0	-	-	-	-
58 Tai Buster, OL	1/0	1/0	-	1/0	-	-	-	-	-
6 Bryce Cain, WR	7/0	7/0	-	4/0	3/0	-	-	-	-
64 Benton Cantey, LS	0/0	-	-	-	-	-	-	-	-
32 Cade Carlson, S	7/0	7/0	-	4/0	3/0	-	-	-	-
78 DeAndre Carter, OL	7/0	7/0	-	4/0	3/0	-	-	-	-
65 Xavier Chaplin, OL	30/29	4/4	29	4/4	12/12	13/13	1/0	-	-
57 Harrison Clemmer, OL	1/0	1/0	-	-	1/0	-	-	-	-
23 Jeremiah Cobb, RB	29/4	29/4	3	4/3	12/0	13/1	-	-	-
99 Antonio Coleman, DL	0/0	-	-	-	-	-	-	-	-
8 Cam Coleman, WR	15/14	15/14	11	4/4	11/10	-	-	-	-
16 John Colvin, QB	0/0	-	-	-	-	-	-	-	-
23 Jay Crawford, DB	14/11	14/11	-	3/3	11/8	-	-	-	-
95 Jourdin Crawford, DL	3/0	3/0	-	3/0	-	-	-	-	-
24 Keyron Crawford, Buck	39/17	16/4	4	4/4	12/0	13/13	10/0	-	-
12 Ashton Daniels, QB	33/20	-	-	-	11/10	12/10	10/0	-	-
13 Hollis Davidson III, TE	0/0	-	-	-	-	-	-	-	-
16 Bryce Deas, LB	4/0	4/0	-	4/0	-	-	-	-	-
70 Favour Ebuka Edwin, OL	0/0	-	-	-	-	-	-	-	-
51 Kail Ellis, OL	2/0	2/0	-	2/0	-	-	-	-	-
28 Camden Etheredge, TE	5/0	1/0	-	1/0	2/0	2/0	-	-	-
18 JJ Faulk, DE	1/0	1/0	-	1/0	-	-	-	-	-
15 Keldric Faulk, DE	29/24	29/24	24	4/4	12/12	13/8	-	-	-
21 AnQuon Fegans, S	4/0	4/0	-	4/0	-	-	-	-	-
36 Antwon Fegans Jr., DB	13/0	3/0	-	1/0	2/0	5/0	1/0	1/0	3/0
5 Horatio Fields, WR	32/13	4/1	1	4/1	12/12	11/0	1/0	4/0	-
53 John Henry Flatt, OL	0/0	-	-	-	-	-	-	-	-
87 Brandon Frazier, TE	48/7	48/7	6	4/4	3/2	13/1	12/0	11/0	5/0
93 Joe Frazier, DL	2/0	2/0	-	-	2/0	-	-	-	-
25 Cole Gamble, RB	0/0	-	-	-	-	-	-	-	-
84 Ryan Ghea, TE	1/0	1/0	-	1/0	-	-	-	-	-
41 Connor Gibbs, K	25/0	3/0	-	3/0	10/0	12/0	-	-	-
42 Coleman Granberry, LB	7/0	7/0	-	3/0	4/0	-	-	-	-
92 Jay Hardy, DL	39/9	5/0	-	4/0	7/3	14/5	13/1	-	1/0
8 Kaleb Harris, DB	16/10	16/10	10	4/4	12/6	-	-	-	-
55 Malachi Harris, OL	10/0	-	-	-	10/0	-	-	-	-
22 Alvin Henderson, RB	0/0	-	-	-	-	-	-	-	-
15 Preston Howard, TE	28/24	4/3	-	4/3	11/10	13/11	-	-	-
44 Reed Hughes, LS	28/0	28/0	-	3/0	12/0	12/0	1/0	-	-
97 Bobby Jamison-Travis, DL	19/8	19/8	4	4/4	12/4	3/0	-	-	-
42 Tate Johnson, TE	33/5	33/5	-	4/0	11/1	13/0	4/4	1/0	-
79 Tyler Johnson, OL	19/2	19/2	-	4/0	12/2	3/0	-	-	-
35 Justin Jones, RB	31/0	31/0	-	4/0	12/0	13/0	2/0	-	-
14 Hudson Kaak, P	28/0	4/0	-	4/0	11/0	13/0	-	-	-
85 Cam'Ron King, WR	2/0	2/0	-	1/0	1/0	-	-	-	-
9 Deuce Knight, QB	1/0	1/0	-	1/0	-	-	-	-	-
26 A'mon Lane-Ganus, DB	4/0	4/0	-	-	4/0	-	-	-	-
4 Kayin Lee, CB	28/18	28/18	12	4/4	11/10	13/4	-	-	-
75 Connor Lew, OL	28/22	28/22	22	4/4	12/12	11/6	-	-	-
28 Kensley Loudor-Faustin, DB	11/1	11/1	1	3/1	8/0	-	-	-	-
29 Omar Mabson II, RB	3/0	3/0	-	3/0	-	-	-	-	-
20 Jacoby Mathews, S	21/12	-	-	-	11/9	10/3	-	-	-
52 William Grier McDuffie, LB	1/0	1/0	-	1/0	-	-	-	-	-
33 Towns McGough, K	14/0	14/0	-	2/0	12/0	-	-	-	-
37 John McGuire, P	0/0	-	-	-	-	-	-	-	-
46 Keaton McNutt, LS	0/0	-	-	-	-	-	-	-	-
38 Alex McPherson, K	22/0	22/0	-	4/0	1/0	13/0	4/0	-	-

AUBURN CAREER PARTICIPATION CHART

	Total GP/GS	at Auburn	Consecutive Starts	2025	2024	2023	2022	2021	2020
45 Antonio Melendez, LB	0/0	-	-	-	-	-	-	-	-
9 Elijah Melendez, LB	4/0	4/0	-	4/0	-	-	-	-	-
72 Izavion Miller, OL	28/24	28/24	-	4/0	11/11	13/13	-	-	-
48 Eli Morton, TE	2/0	2/0	-	-	2/0	-	-	-	-
76 Mason Murphy, OL	43/26	4/4	16	4/4	12/12	13/5	14/5	-	-
3 Chris Murray, Buck	31/2	4/0	-	4/0	13/2	9/0	5/0	-	-
14 Will Myers, QB	0/0	-	-	-	-	-	-	-	-
40 Hunter Ousley, TE	2/0	2/0	-	1/0	1/0	-	-	-	-
31 Joe Phillips, DL	2/0	2/0	-	-	2/0	-	-	-	-
14 Rayshawn Pleasant, CB	25/14	3/1	1	3/1	13/13	9/0	-	-	-
46 Grey Reebals, CB	0/0	-	-	-	-	-	-	-	-
6 Demarcus Riddick, LB	16/4	16/4	-	4/2	12/2	-	-	-	-
21 Durrell Robinson, RB	18/4	2/0	-	2/0	12/3	4/1	-	-	-
5 Jahquez Robinson, DB	27/6	11/4	4	4/4	7/0	7/2	6/0	1/0	2/0
93 Charley Schwinger, K	0/0	-	-	-	-	-	-	-	-
71 Dylan Senda, OL	8/0	8/0	-	4/0	3/0	1/0	-	-	-
29 Taye Seymore, S	20/7	-	-	-	10/7	10/0	-	-	-
67 Broderick Shull, OL	0/0	-	-	-	-	-	-	-	-
4 Malcolm Simmons, WR	16/6	16/6	-	4/0	12/6	-	-	-	-
1 Eric Singleton Jr., WR	28/26	4/4	22	4/4	12/12	12/10	-	-	-
44 Darrion Smith, DL	3/0	3/0	-	3/0	-	-	-	-	-
10 Duke Smith, WR	3/0	3/0	-	3/0	-	-	-	-	-
81 Erick Smith, WR	0/0	-	-	-	-	-	-	-	-
41 Jared Smith, DE	4/0	4/0	-	4/0	-	-	-	-	-
19 Sylvester Smith, DB	20/8	20/8	-	4/2	12/6	4/0	-	-	-
22 Donovan Starr, CB	3/0	3/0	-	3/0	-	-	-	-	-
13 Raion Strader, CB	29/22	4/0	-	4/0	12/11	13/11	-	-	-
48 Paul Thompson Jr., S	20/0	20/0	-	4/0	12/0	4/0	-	-	-
3 Perry Thompson, WR	14/0	14/0	-	4/0	10/0	-	-	-	-
18 Sam Turner, WR	1/0	1/0	-	1/0	-	-	-	-	-
80 Will Upton, WR	1/0	1/0	-	-	1/0	-	-	-	-
52 Dillon Wade, OL	47/39	29/27	26	4/4	12/12	13/11	12/12	5/0	1/0
35 Dallas Walker IV, DL	29/14	4/0	-	4/0	14/14	9/0	-	2/0	-
91 Zykeivous Walker, DL	48/5	48/5	4	4/4	11/0	13/0	1/0	9/0	10/1
11 Jamonta Waller, DL	2/0	2/0	-	-	2/0	-	-	-	-
74 Jacobe' Ward, OL	1/0	1/0	-	1/0	-	-	-	-	-
43 Caleb Wheatland, LB	37/12	2/0	-	2/0	11/11	13/0	11/1	-	-
89 Jake White, WR	2/0	2/0	-	1/0	1/0	-	-	-	-
65 Seth Wilfred, OL	1/0	1/0	-	-	1/0	-	-	-	-
10 Amaris Williams, DL	14/0	14/0	-	4/0	10/0	-	-	-	-
27 Devin Williams, CB	0/0	-	-	-	-	-	-	-	-
25 Eric Winters, S	4/0	4/0	-	4/0	-	-	-	-	-
12 Blake Woodby, CB	4/0	4/0	-	4/0	-	-	-	-	-
0 Robert Woodyard Jr., LB	21/3	21/3	-	4/3	10/0	3/0	4/0	-	-
77 Jeremiah Wright, OL	45/17	45/17	16	4/4	12/12	11/0	12/1	-	6/0



LAST TIME VS. TEXAS A&M

Auburn, Alabama Nov. 23, 2024

#15 TEXAS A&M	41
AUBURN	43

Score By Quarters	1	2	3	4	OT	Score
Texas A&M	0	7	14	10	10	41
Auburn	14	7	7	3	12	43

SCORING PLAYS

1st	11:22	AU	Hunter 2-yd rush (Vachon kick)
	6:05	AU	Coleman 63-yd pass from Thorne (Vachon kick)
2nd	13:09	AU	Coleman 15-yd pass from Thorne (Vachon kick)
	4:13	A&M	Bussey 1-yd rush (Bond kick)
3rd	9:25	A&M	Thomas 14-yd pass from Reed (Bond kick)
	7:57	A&M	Thomas 73-yd pass from Reed (Bond kick)
	2:27	AU	Hunter 1-yd rush (Vachon kick)
4th	12:47	A&M	Bond 32-yd FG
	4:01	A&M	Daniels 8-yd rush (Bond kick)
	0:05	AU	Vachon 29-yd FG
OT1	--	A&M	Walker 12-yd pass from Reed (Bond kick)
	--	AU	Hunter 2-yd rush (Vachon kick)
OT2	--	AU	Vachon 41-yd FG
	--	A&M	Bond 42-yd FG
OT4	--	AU	Lambert-Smith 2-pt pass from Thorne

	TAMU	AU
First Downs	28	22
Rushes-Yds (Net)	52-167	41-168
Passing Yds (Net)	297	301
Passes Com-Att-Int	22-35-1	19-31-1
Total Offense Plays-Yds	87-464	72-469
Punts (Num-Avg)	4-43.0	5-34.2
Fumbles-Lost	1-0	0-0
Penalties-Yds	7-39	9-62

RUSHING

TEXAS A&M - Daniels 27-90 (TD), Reed 21-66, Bussey 3-8 (TD), Barber 1-3

AUBURN - Hunter 28-130 (3 TD), Thorne 11-38, Alston 2-0

PASSING

TEXAS A&M - Reed 22-35-1-297 (3 TD)

AUBURN - Thorne 19-31-1-301 (2 TD)

RECEIVING

TEXAS A&M - Walker 7-69 (TD), Thomas 5-124 (2 TD), Bussey 3-29, Watson 3-24, Barber 2-44, Smith 1-6, Daniels 1-1

AUBURN - Coleman 7-128 (2 TD), Hunter 4-23, Lambert-Smith 2-104, Fairweather 2-20, Simmons 2-5, Lewis 1-17, Alston 1-4

THE LAST TIME VS. TEXAS A&M AUBURN 43, #15 TEXAS A&M 41 (4 OT)

Jarquez Hunter scored three touchdowns, Payton Thorne hit KeAndre Lambert-Smith for the go-ahead 2-point conversion and the Tigers' defense forced a game-winning incompletion to give Auburn a wild 43-41 four-overtime victory over No. 15 Texas A&M Saturday at sold-out Jordan-Hare Stadium.

After Texas A&M scored a touchdown on the first overtime possession, Hunter forced a second overtime with his third TD, a 2-yarder, tying the score at 38-38 after Ian Vachon's extra point. In his final home game, Hunter ran for 130 yards on 28 carries, adding 23 receiving yards on four catches.

Auburn took a 41-38 lead in the second overtime on Vachon's 41-yard field goal before Texas A&M's Randy Bond forced a third extra period with a 42-yarder.

Both teams failed to convert their 2-point conversion attempts in the third overtime. Auburn went first in the fourth OT, with Thorne hitting a leaping Lambert-Smith in the end zone to put the Tigers ahead.

With Texas A&M quarterback Marcel Reed lined up at receiver, the Aggies attempted a game-tying reverse pass, but it fell incomplete, and the Auburn fans celebrated long into the night.

Trailing 31-28 with 2:33 to play in regulation at their own 15-yard line, Auburn drove 74 yards in 15 plays, tying the score at 31-31 with 5 seconds remaining in regulation on Vachon's 29-yard field goal.

Tied 21-21 late in the third quarter, Auburn's defense delivered a three-and-out, forcing a punt that Malcolm Simmons returned 13 yards to the Tigers' 45-yard line.

Thorne threw deep to Lambert-Smith, who made a sensational catch for a 44-yard gain to Texas A&M's 11-yard line. Hunter rushed for 10 yards on the next play and scored two plays later on a 1-yard run to give Auburn a 28-21 lead with 2:27 remaining in the third quarter.

On the second play of the fourth quarter, Texas A&M intercepted a pass at the Tigers' 15-yard line, but Auburn's defense forced a field goal that trimmed the Tigers' lead to 28-24 with 12:47 to play.

Auburn stopped Texas A&M on fourth-and-6 to give the Tigers' possession at their own 41 with 9:56 remaining but Auburn failed to make a first down and had to punt.

The Aggies gained 36 yards on Reed's pass on third-and-14, then took their first lead of the game on Amari Daniels' 8-yard touchdown run with 4:01 to play to cap an 80-yard drive.

Auburn scored on the game's opening possession with Coleman's 31-yard reception setting up Hunter's 2-yard touchdown run after Hunter twice converted on third downs.

Texas A&M missed a 53-yard field goal attempt and Auburn scored one play later on Thorne's 63-yard touchdown pass to Coleman, who outran two Aggie defensive backs to get open down the middle for a 14-0 Auburn lead midway through the first quarter.

Thorne completed 19 of 31 passes for 301 yards and two touchdowns. Coleman made seven receptions for 128 yards and two touchdowns. Lambert-Smith made two catches for 104 yards.

Texas A&M drove to Auburn's 25-yard line but Jerrin Thompson intercepted Marcel Reed's pass at the Tigers' 12.

Thompson led Auburn with 11 tackles while Jalen McLeod added 10, including a sack and two tackles for loss.

Auburn needed only six plays to drive 88 yards, converting on third-and-7 with Thorne's 12-yard pass to Hunter. Thorne and Lambert-Smith connected for a 60-yard

reception to the Aggies' 15-yard line. From there, Thorne faked a handoff to Hunter that tricked Texas A&M's defense long enough for Coleman to race by for a wide-open 15-yard touchdown catch that gave Auburn a 21-0 lead two minutes into the second quarter.

Texas A&M drove 75 yards in 15 plays, consuming nearly nine minutes and scoring on a 1-yard rush that cut Auburn's lead to 21-7 at the half.

The Aggies scored on the opening possession of the third quarter, driving 76 yards in 10 plays and scoring on Reed's 14-yard touchdown pass to Noah Thomas.

After Auburn went three-and-out, Reed hit Thomas again for a 73-yard touchdown pass, a one-play drive that tied the score at 21-21 midway through the third quarter, giving the Aggies 14 points in fewer than 90 seconds.

Superlatives vs. TEXAS A&M

RUSHING ATTEMPTS	31 Bo Jackson, 1986	PASSING COMPLETIONS	20 Jarrett Stidham, 2017
29 Kerryon Johnson, 2017	19 Payton Thorne, 2024	18 Sean White, 2016	
28 Jarquez Hunter, 2024	18 Jarrett Stidham, 2018	15 twice	
27 Jovon Robinson, 2015			
RUSHING YARDS		PASSING TOUCHDOWNS	
221 Cameron Artis-Payne, 2014	178 Tre Mason, 2013	3 Jarrett Stidham, 2017	
159 Jovon Robinson, 2015	145 Kerryon Johnson, 2017	2 Payton Thorne, 2024	
130 Jarquez Hunter, 2024		2 Jonathan Wallace, 2012	
		2 Nick Marshall, 2013	
RECEPTIONS		2 Jarrett Stidham, 2018	
8 Tony Stevens, 2016			
8 Darius Slayton, 2018		TEAM BESTS	
7 Cam Coleman, 2024		Rushing Attempts.....60 (2013)	
7 Ryan Davis, 2017		Rushing Yards.....379 (2013)	
6 Quan Bray, 2014		Passing Attempts.....35 (2016)	
		Passing Completions.....22 (2016)	
RECEIVING YARDS		Passing Yards.....301 (2024)	
128 Cam Coleman, 2024		Total Offense.....615 (2013)	
107 Darius Slayton, 2018			
106 Emory Blake, 2012			
104 KeAndre Lambert-Smith, 2024			
104 Sammie Coates, 2013			
PASSING ATTEMPTS			
31 Payton Thorne, 2024			
29 Jarrett Stidham, 2018			
27 Sean White, 2016			
27 Jarrett Stidham, 2017			
23 Nick Marshall, 2013			

COMPARING AUBURN AND TEXAS A&M

AUBURN TEAM STATISTICS	AU	OPP	TEXAS A&M TEAM STATISTICS	TAMU	OPP
Points/PG	32.0	16.5	Points/PG	42.3	28.7
First Downs	89	65	First Downs	71	58
Rushing/PG	198.3	58.3	Rushing/PG	157.0	139.0
Passing/PG	185.3	232.8	Passing/PG	323.5	211.7
Total Off/PG	383.5	291.0	Total Off/PG	480.3	350.7
Time of Possession	31:48	28:12	Time of Possession	29:09	30:51

AUBURN INDIVIDUAL LEADERS	RUSHING	Att	Net	Avg.	TD	TEXAS A&M INDIVIDUAL LEADERS	RUSHING	Att	Net	Avg.	TD
Cobb	52	375	7.2	4		Moss	33	168	5.1	4	
Arnold	56	181	3.2	4		Reed	25	142	5.7	1	

AUBURN INDIVIDUAL LEADERS	PASSING	C-A-I	Pct.	Yds.	TD	TEXAS A&M INDIVIDUAL LEADERS	PASSING	C-A-I	Pct.	Yds.	TD
Arnold	69-101-0	68.3	721	5		Reed	58-99-1	58.6	869	9	

AUBURN INDIVIDUAL LEADERS	RECEIVING	Rec.	Yds.	Avg	TD	TEXAS A&M INDIVIDUAL LEADERS	RECEIVING	Rec.	Yds.	Avg	TD
Singleton, Jr.	22	209	9.5	2		Craver	20	443	22.2	4	
Coleman	13	237	18.2	2		Concepcion	13	227	17.5	3	
Fields	12	106	8.8	1		Bussey	7	87	12.4	1	

AUBURN INDIVIDUAL LEADERS	DEFENSE	U-A-TT	TFL	Int	PBU	TEXAS A&M INDIVIDUAL LEADERS	DEFENSE	U-A-TT	TFL	Int	PBU
Atkins	14-5-19	4.0	0	0	0	York	7-10-17	1.0	0	0	0
K. Crawford	15-3-18	5.0	1	0	0	Ratcliffe	9-8-17	2.5	0	3	0
Woodyard	9-5-14	2.0	0	0	0	Regis	9-6-15	1.0	0	0	0

AUBURN - TEXAS A&M SERIES RESULTS

(Texas A&M leads, 8-7)

YEAR	SCORE	SITE	DATE
1911:	A&M, 16-0	at Dallas, Texas	Oct. 21
1985:	A&M, 36-16	at Dallas, Texas [Cotton]	Jan. 1, '86
2012:	A&M, 63-21	at Auburn	Oct. 27
2013:	AU, 45-41	at College Station	Oct. 19
2014:	A&M, 41-38	at Auburn	Nov. 8
2015:	AU, 26-10	at College Station	Nov. 7
2016:	A&M, 29-16	at Auburn	Sept. 17
2017:	AU, 42-27	at College Station	Nov. 4
2018:	AU, 28-24	at Auburn	Nov. 3
2019:	AU, 28-20	at College Station	Sept. 21
2020:	A&M, 31-20	at Auburn	Dec. 5
2021:	A&M, 20-3	at College Station	Nov. 6
2022:	AU, 13-10	at Auburn	Nov. 21
2023:	A&M, 27-10	at College Station	Sept. 23
2024:	AU, 43-41 ^(4OT)	at Auburn	Nov. 23

at Auburn: Texas A&M leads, 4-3
 at College Station: Auburn leads, 4-2
 at Neutral Sites: Texas A&M leads, 2-0
 at Dallas, Texas: Texas A&M leads, 2-0

GAME-BY-GAME STATISTICS

Last 14 Meetings

Date	Site	Result	Attend	Rank		AU				Passing				Tot Off		A&M				Passing				TotOff	
				AU	A&M	FD	No	Yds	TD	C-	A-	I	Yds	TD	No	Yds	FD	No	Yds	TD	C-	A-	I	Yds	TD
1-1-86	Dallas	L 36-16	73,137	16	11	16	---	186	1	7-17-2	154	1	---	352	21	---	186	3	16-26-1	292	1	---	478		
10-27-12	Auburn	L 63-21	85,119	---	21	18	34	124	1	12-21-0	211	2	55	335	34	48	352	6	24-33-0	319	3	81	671		
10-19-13	College Station	W 45-41	87,165	24	7	27	60	379	4	11-25-0	236	2	85	615	29	40	133	1	30-42-2	469	4	82	602		
11-8-14	Auburn	L 41-38	87,451	3	---	31	59	363	4	15-21-0	219	1	80	582	22	35	176	0	19-29-1	277	4	64	453		
11-7-15	College Station	W 26-10	104,625	--	19	20	52	311	1	13-17-0	132	1	69	443	21	38	166	0	18-35-3	137	1	73	303		
9-17-16	Auburn	L 29-16	87,175	--	17	26	54	236	2	22-35-0	163	0	89	399	19	37	231	1	20-40-0	247	1	77	478		
11-4-17	College Station	W 42-27	100,257	14	--	23	52	228	2	20-27-0	268	3	79	496	13	34	143	1	16-33-0	200	2	67	343		
11-3-18	Auburn	W 28-24	85,945	--	25	13	21	19	1	19-30-0	259	3	51	278	28	47	203	2	16-32-1	220	1	79	423		
9-21-19	College Station	W 28-20	101,681	8	17	16	42	193	2	13-21-0	106	2	63	299	23	21	56	0	31-49-0	335	1	70	391		
12-4-20	Auburn	L 20-31	17,490	--	5	16	30	196	2	15-24-0	144	0	54	340	29	47	313	2	18-23-0	196	2	70	509		
11-6-21	College Station	L 3-20	109,835	12	13	17	29	73	0	20-41-1	153	0	70	226	18	35	217	0	15-29-0	192	0	64	409		
11-21-22	Auburn	W 13-10	87,451	--	--	18	55	270	0	6-13-2	60	1	68	330	12	24	94	0	13-36-0	121	1	60	215		
9-23-23	College Station	L 10-27	102,530	--	--	14	41	144	0	9-23-0	56	0	64	200	16	33	209	1	15-25-0	193	2	58	402		
11-23-24	Auburn	W ^{OT} 43-41	88,043	--	15	22	41	168	3	19-31-1	301	2	72	469	28	52	167	2	22-35-1	297	3	87	464		



JORDAN-HARE STADIUM // 88,043

17 CONSECUTIVE SELLOUTS

Pat Dye Field at Jordan-Hare Stadium, the nation's 11th-largest on-campus stadium with a capacity of 88,043, is in its 83rd year as home to the Auburn Tigers.

On football Saturdays in Auburn, Jordan-Hare Stadium becomes Alabama's sixth-largest city. A record number of 63,500 season tickets were sold before the 2023 and 2024 seasons.

The stadium is named for Ralph "Shug" Jordan, Auburn's all-time winningest football coach, and Clifford Leroy Hare, a member of Auburn's first football team, president of the old Southern Conference and longtime chairman of Auburn's Faculty Athletic Committee.

Legendary coach Pat Dye has also had his name forever attached to Jordan-Hare Stadium, as the turf officially became known as Pat Dye Field at Jordan-Hare Stadium prior to the 2005 Iron Bowl. Dye, who served as coach and athletics director at Auburn (1981-92) and was inducted into the College Football Hall of Fame (2005), led Auburn to a 99-39-4 record and four SEC titles in his 12 seasons on the Plains.

Auburn's current string of 17 consecutive sellout crowds at Jordan-Hare Stadium, including the South Alabama game, ties the program record streak of 17 consecutive sellout crowds, set between the 2013 Georgia game and the 2016 Clemson game.

What is now Jordan-Hare Stadium was dedicated November 30, 1939, at the Auburn-Florida game. Babe McGehee, who passed away in 2005, scored the first touchdown in what was then called "Auburn Stadium," by catching a pass from Dick McGowen. McGowen, who later coached at Auburn under Jordan, kicked the extra point and Auburn tied Florida, 7-7.

That first stadium held 7,500 seats and consisted of what is now the bottom part of the lower west stands. When the stadium was renamed "Cliff Hare Stadium" in 1949, 14,000 seats—the present lower east stands—had been added, raising capacity to 21,500.

Jordan became head coach in 1951 and the stadium underwent three major expansions in 15 years. More than 40,000 seats, virtually half of the stadium's present capacity, were added while Jordan was the coach.

Cliff Hare Stadium became Jordan-Hare Stadium in 1973. It was the first stadium in the country to be named for an active coach.

Overall, Auburn has played 456 games in Jordan-Hare Stadium, winning 351, losing 99 and tying seven for a winning percentage of .777 against some of the best teams in college football.

JHS QUICK FACTS

ATTENDANCE AVERAGE

1993.....	81,062
1994.....	81,287
1995.....	81,181
1996.....	82,468
1997.....	83,545
1998.....	81,105
1999.....	80,905
2000.....	82,435
2001.....	85,448
2002.....	82,943
2003.....	85,203
2004.....	83,085
2005.....	84,161
2006.....	85,063
2007.....	84,689
2008.....	86,915
2009.....	84,614
2010.....	86,087
2011.....	85,792
2012.....	82,646
2013.....	85,656
2014.....	87,451
2015.....	87,451
2016.....	86,937
2017.....	86,446
2018.....	84,462
2019.....	85,765
2020.....	17,490*
2021.....	86,146
2022.....	85,203
2023.....	88,043
2024.....	88,043
2025.....	88,043

LARGEST ON-CAMPUS STADIUMS

1. Michigan Stadium (Michigan).....	107,601
2. Beaver Stadium (Penn State).....	106,572
3. Ohio Stadium (Ohio State).....	102,780
4. Kyle Field (Texas A&M).....	102,733
5. Tiger Stadium (LSU).....	102,321
6. Neyland Stadium (Tennessee).....	101,915
7. Bryant-Denny Stadium (Alabama).....	101,821
8. Darrell K. Royal-Texas Memorial Stadium (Texas).....	100,119
9. Sanford Stadium (Georgia).....	93,033
10. Ben Hill Griffin Stadium (Florida).....	88,548
11. Jordan-Hare Stadium (Auburn).....	88,043
12. Nebraska Memorial Stadium (Nebraska).....	85,458
13. Oklahoma Memorial Stadium (Oklahoma).....	83,489
14. Clemson Memorial Stadium (Clemson).....	81,500
15. Notre Dame Stadium (Notre Dame).....	80,795

HUGH FREEZE » HEAD COACH



Hugh Freeze was named the 31st head football coach in Auburn's 129-year history on November 28, 2022. Freeze holds a 117-62 overall record as a head coach and is 49-33 in conference games.

With Auburn's selection to the Music City Bowl in 2023, Freeze has led four teams to a postseason bowl during his career. That ties him for the most schools among active coaches and fifth among coaches all-time. Freeze has guided Arkansas State, Ole Miss, Liberty and Auburn all to bowl games.

The head coach at Liberty from 2019-22, Freeze led the Flames to four bowl games and a 34-15 record. During his tenure at Liberty, he took former Auburn quarterback Malik Willis and developed him into one of the nation's top quarterbacks in 2021.

Freeze experienced similar success at each of his head coaching stops prior to Liberty, including Lambuth University (2008-09), Arkansas State (2011) and Ole Miss (2012-16). The Oxford, Mississippi, native led each school to double-digit win seasons, while helping Ole Miss to a top 10 national finish in 2015. He has led four different programs to double-digit win seasons.

Freeze guided Liberty to a 10-1 overall record in 2020 and the team's first-ever national ranking as it finished No. 17 in the country. That season Liberty had the best start in program history (8-0), tied the program record for wins (10) and defeated two Power 5 programs in Syracuse and Virginia Tech. For his efforts, Freeze was a finalist for the George Munger Collegiate Coach of the Year Award that season.

While the head coach at Ole Miss, Freeze led it back to championship form during his five seasons, guiding it to bowl games during three of his five years, including wins in the 2013 Music City bowl and the 2016 Sugar Bowl.

Freeze's time in Oxford was highlighted by a 10-3 campaign in 2015, the program's first 10-win season since 2003. The Rebels won their first four games of the 2015 season, including a 43-37 road victory over No. 2 Alabama, Ole Miss' first win in Tuscaloosa, since 1988.

FREEZE FILE

COACH HUGH FREEZE

HometownOxford, Miss.
 CollegeSouthern Miss (1992)
 FamilyWife: Jill
Daughters: Ragan, Jordan, Madison

COACHING CAREER

Year	School	Position
2023-present	Auburn	Head Coach
2019-22	Liberty	Head Coach
2018	Arizona Hotshots (AAF)	Off. Coordinator
2012-16	Ole Miss	Head Coach
2011	Arkansas State	Head Coach
2010	Arkansas State	Off. Coordinator
2009-10	San Jose' State	Off. Coordinator
2008-09	Lambuth	Head Coach
2006-07	Ole Miss	Tight Ends/Recruiting
2005	Ole Miss	Assistant AD/Football External Affairs
1994-2004	Briarcrest Christian HS	Head Coach
1992-94	Briarcrest Christian HS	Off. Coordinator/DBS

CAREER COACHING HONORS

- 2020 George Munger Collegiate Coach of the Year Finalist
- 2013 Grant Teaff AFCA Coach of the Year
- 2011 Sun Belt Conference Coach of the Year
- 2009 AFCA Southeast Region Coach of the Year
- 2009 Mid-South Conference Coach of the Year
- 5-Time Region 8-AA Coach of the Year
- 4-Time Associated Press High School Coach of the Year

YEAR	SCHOOL	REC.	CONF.	NOTES
2008	Lambuth	8-4	8-2	NAIA playoffs 1st rd
2009	Lambuth	12-1	9-0	NAIA playoffs 2nd rd
2011	Arkansas State	10-2	8-0	Sun Belt Champs/Godaddy.com Bowl
2012	Ole Miss	7-6	3-5	BBVA Compass Bowl
2013	Ole Miss	8-5	3-5	Music City Bowl
2014	Ole Miss	9-4	5-2	Peach Bowl
2015	Ole Miss	10-3	6-2	Sugar Bowl
2016	Ole Miss	5-6	2-6	--
2019	Liberty	8-5	-	Cure Bowl
2020	Liberty	10-1	-	Cure Bowl
2021	Liberty	8-5	-	Lending Tree Bowl
2022	Liberty	8-4	-	Boca Raton Bowl
2023	Auburn	6-7	3-5	Music City Bowl
2024	Auburn	5-7	2-6	--
2025	Auburn	3-1	0-1	--
TOTAL	15 years	117-62 (.653)	49-34 (.590)	

FREEZE VS. ALL NCAA OPPONENTS

Akron.....	1-0
Alabama.....	2-5
Alabama A&M.....	1-0
Arkansas.....	4-4
Army.....	0-1
Auburn.....	2-3
Ball State.....	1-0
Baylor.....	1-0
Boise State.....	1-0
Buffalo.....	1-0
BYU.....	1-1
California.....	1-1
Campbell.....	1-0
Central Arkansas.....	2-0
Coastal Carolina.....	1-0
Eastern Michigan.....	1-0
FIU.....	2-0
Florida.....	0-1
Florida Atlantic.....	1-0
Florida State.....	0-1
Fresno State.....	1-0
Gardner-Webb.....	1-0
Georgia.....	1-3
Georgia Southern.....	2-0
Georgia Tech.....	1-0
Hampton.....	1-0
Idaho.....	0-1
Illinois.....	1-0
Kentucky.....	1-0
Louisiana.....	2-2
LSU.....	2-4
Maine.....	1-0
Maryland.....	0-1
Memphis.....	3-1
Mercer.....	First Meeting
Middle Tennessee.....	2-0
Mississippi State.....	4-2
Missouri.....	0-2
NC State.....	0-1
New Mexico.....	2-0
New Mexico State.....	3-2
North Alabama.....	1-0
North Texas.....	2-0
Northern Illinois.....	1-0
Oklahoma.....	0-2
Oklahoma State.....	1-0
Old Dominion.....	2-0
Ole Miss.....	0-2
Pitt.....	1-0
Presbyterian.....	1-0
Rutgers.....	0-1
Samford.....	1-0
SE Missouri State.....	1-0
South Alabama.....	1-0
Southern Miss.....	2-0
Syracuse.....	1-2
TCU.....	0-1
Tennessee.....	1-0
Texas.....	1-1
Texas A&M.....	4-3
Troy.....	3-0
Tulane.....	1-0
UAB.....	2-0
UConn.....	0-1
ULM.....	3-1
UMass.....	5-0
UTEP.....	1-0
UT Martin.....	1-0
Vanderbilt.....	4-3
Virginia.....	0-1
Virginia Tech.....	1-2
Wake Forest.....	0-1
Western Carolina.....	1-0
Western Kentucky.....	2-0
Wofford.....	1-0
TOTAL.....	117-62

2008	8-4, 8-2 MSC
	LAMBUTH
NAIA PLAYOFFS - FIRST ROUND	

2009	12-1, 9-0 MSC
	LAMBUTH
NAIA PLAYOFFS - SECOND ROUND	

2011	10-3, 8-0 SUN BELT
	ARKANSAS STATE
SUN BELT CHAMPIONS	

9/3	at Illinois	Champaign IL	NR/NR	15-33	L	45,154
9/10	MEMPHIS	JONESBORO	NR/NR	47-3	W	29,872
9/17	at Virginia Tech	Blacksburg, VA	NR/12	7-26	L	66,323
9/24	CENTRAL ARK.	JONESBORO	NR/NR	53-24	W	27,918
10/1	* at Western Kentucky	Bowling Green, KY	NR/NR	26-22	W	10,813
10/8	* at Louisiana-Monroe	Monroe, LA	NR/NR	24-19	W	15,027
10/18	* FIU	JONESBORO	NR/NR	34-16	W	15,573
10/29	* NORTH TEXAS	JONESBORO	NR/NR	37-14	W	19,761
11/5	* at Florida Atlantic	Boca Raton, FL	NR/NR	39-21	W	15,162
11/12	* LOUISIANA	JONESBORO	NR/NR	30-21	W	20,261
11/19	* at Middle Tennessee	Murfreesboro, TN	NR/NR	45-19	W	12,806
12/3	* TROY	JONESBORO	NR/NR	45-14	W	14,156
GODADDY.COM BOWL						
1/8	vs. Northern Illinois*	Mobile, AL	NR/NR	20-38	L	38,734

*Freeze did not coach bowl game

2012	7-6, 3-5 SEC
	OLE MISS

9/1	CENTRAL ARK	OXFORD	NR/NR	49-27	W	50,544
9/8	UTEP	OXFORD	NR/NR	28-10	W	53,133
9/15	TEXAS	OXFORD	NR/12	31-66	L	61,797
9/22	at Tulane	New Orleans, LA	NR/NR	39-0	W	28,913
9/29	* at Alabama	Tuscaloosa, AL	NR/1	14-33	L	101,821
10/6	* TEXAS A&M	OXFORD	NR/NR	27-30	L	55,343
10/13	* AUBURN	OXFORD	NR/NR	41-20	W	57,068
10/27	* vs. Arkansas	Little Rock, AR	NR/NR	30-27	W	55,378
11/3	* at Georgia	Athens, GA	NR/6	10-37	L	92,746
11/10	* VANDERBILT	OXFORD	NR/NR	26-27	L	60,572
11/17	* at LSU	Baton Rouge, LA	NR/7	35-41	L	92,872
11/24	* MISSISSIPPI STATE	OXFORD	NR/24	41-24	W	61,005
BBVA COMPASS BOWL						
1/5	vs. Pittsburgh	at Birmingham, AL	NR/NR	38-17	W	59,135

2013	8-5, 3-5 SEC
	OLE MISS

8/29	* at Vanderbilt	Nashville, TN	NR/NR	39-25	W	40,350
9/7	SE MISSOURI STATE	OXFORD	NR/NR	31-13	W	60,815
9/14	at Texas	Austin, TX	25/NR	44-23	W	101,474
9/28	* at Alabama	Tuscaloosa, AL	21/1	0-25	L	101,821
10/5	* at Auburn	Auburn, AL	24/NR	22-30	L	86,504
10/12	* TEXAS A&M	OXFORD	NR/9	38-41	L	60,950
10/19	* LSU	OXFORD	NR/6	27-24	W	61,160
10/26	IDAHO	OXFORD	NR/NR	59-14	W	57,870
11/9	* ARKANSAS	OXFORD	NR/NR	34-24	W	60,856
11/16	TROY	OXFORD	NR/NR	51-21	W	52,931
11/23	* MISSOURI	OXFORD	24/8	10-24	L	61,168
11/28	* at Mississippi State	Starkville, MS	NR/NR	10-17	L OT	55,113
MUSIC CITY BOWL						
12/30	vs. Georgia Tech	Nashville, TN	NR/NR	25-17	W	52,125

2014 **9-4, 5-2 SEC**
OLE MISS
17th AP, 19th USA Today

8/28	vs. Boise State	Atlanta, GA	18/NR	35-13	W	32,823
9/6	* at Vanderbilt	Nashville, TN	15/NR	41-3	W	43,260
9/13	LOUISIANA	OXFORD	14/NR	56-15	W	60,937
9/27	MEMPHIS	OXFORD	10/NR	24-3	W	61,291
10/4	* ALABAMA	OXFORD	11/3	23-17	W	61,826
10/11	* at Texas A&M	College Station, TX	3/14	35-20	W	110,633
10/18	* TENNESSEE	OXFORD	3/NR	34-3	W	62,081
10/25	* at LSU	Baton Rouge, LA	3/24	7-10	L	102,321
11/1	AUBURN	OXFORD	4/3	31-35	L	62,090
11/8	PRESBYTERIAN	OXFORD	11/NR	48-0	W	60,546
11/22	* at Arkansas	Fayetteville, AR	8/NR	0-30	L	64,510
11/29	* MISSISSIPPI STATE	OXFORD	19/4	31-17	W	62,058
PEACH BOWL						
12/31	vs. TCU	Atlanta, GA	9/6	3-42	L	65,706

2015 **10-3, 6-2 SEC**
OLE MISS
10th AP, 9th USA Today

9/5	UT MARTIN	OXFORD	17/NR	76-3	W	60,186
9/12	FRESNO STATE	OXFORD	17/NR	73-21	W	60,302
9/19	* at Alabama	Tuscaloosa, AL	15/2	43-37	W	101,821
9/26	* VANDERBILT	OXFORD	3/NR	27-16	W	60,654
10/3	* at Florida	Gainesville, FL	3/25	10-38	L	90,585
10/10	NEW MEXICO ST	OXFORD	14/NR	52-3	W	60,154
10/17	at Memphis	Memphis, TN	13/NR	24-37	L	60,241
10/24	* TEXAS A&M	OXFORD	24/15	23-3	W	60,674
10/31	* at Auburn	Auburn, AL	19/NR	27-19	W	87,451
11/7	* ARKANSAS	OXFORD	18/NR	53-52	L OT	60,680
11/21	* LSU	OXFORD	22/15	38-17	W	60,705
11/29	* at Mississippi State	Starkville, MS	18/21	38-27	W	62,265
SUGAR BOWL						
1/1	vs. Oklahoma State	at New Orleans, LA	12/16	48-20	W	72,117

2016 **5-6, 2-6 SEC**
OLE MISS

9/5	vs. Florida State	at Orlando, FL	11/4	34-45	L	63,042
9/10	WOFFORD	OXFORD	19/NR	38-13	W	64,232
9/17	* ALABAMA	OXFORD	19/1	43-48	L	66,176
9/24	* GEORGIA	OXFORD	23/12	45-14	W	65,843
10/1	MEMPHIS	OXFORD	16/NR	48-28	W	65,889
10/15	* at Arkansas	at Fayetteville, AR	12/22	30-34	L	73,786
10/22	* at LSU	at Baton Rouge, LA	23/25	21-38	L	101,720
10/29	* AUBURN	OXFORD	NR/15	29-40	L	65,927
11/5	GA SOUTHERN	OXFORD	NR/NR	37-27	W	60,263
11/12	* at Texas A&M	at College Station, TX	NR/10	29-28	W	104,892
11/19	* at Vanderbilt	at Nashville, TN	NR/NR	17-38	L	27,763
11/26	* MISSISSIPPI STATE	OXFORD	NR/NR	20-55	L	66,038

2019 **8-5**
LIBERTY

8/31	SYRACUSE	LYNCHBURG	NR/22	0-24	L	21,671
9/7	at Louisiana	at Lafayette, LA	NR/NR	14-35	L	16,231
9/14	BUFFALO	LYNCHBURG	NR/NR	35-17	W	14,584
9/21	HAMPTON	LYNCHBURG	NR/NR	62-27	W	18,944
9/28	NEW MEXICO	LYNCHBURG	NR/NR	17-10	W	17,101
10/5	at New Mexico St.	at Las Cruces, NM	NR/NR	20-13	W	23,140
10/19	MAINE	LYNCHBURG	NR/NR	59-44	W	18,657
10/26	at Rutgers	at Piscataway, NJ	NR/NR	34-44	L	23,854
11/2	at UMass	at Hadley, MA	NR/NR	63-21	W	10,184
11/9	at BYU	at Provo, UT	NR/NR	24-31	L	54,683
11/23	at Virginia	at Charlottesville, VA	NR/NR	27-55	L	37,329
11/30	NEW MEXICO ST	LYNCHBURG	NR/NR	49-28	W	18,674
CURE BOWL						
12/21	vs. Georgia Southern	at Orlando, FL	NR/NR	23-16	W	18,158

2020 **10-1**
LIBERTY
17th AP, 18th USA Today

9/19	at Western Kentucky	at Bowling Green, KY	NR/NR	30-24	W	4,276
9/26	FIU	LYNCHBURG	NR/NR	36-34	W	1,000
10/3	NORTH ALABAMA	LYNCHBURG	NR/NR	28-7	W	1,000
10/10	ULM	LYNCHBURG	NR/NR	40-7	W	1,000
10/17	at Syracuse	at Syracuse, NY	NR/NR	38-21	W	0
10/24	SOUTHERN MISS	LYNCHBURG	NR/NR	56-35	W	1,000
11/7	at Virginia Tech	at Blacksburg, VA	25/NR	38-35	W	1,000
11/14	W. CAROLINA	LYNCHBURG	22/NR	58-14	W	1,000
11/21	at NC State	at Raleigh, NC	21/NR	14-15	L	4,032
11/27	UMASS	LYNCHBURG	NR/NR	45-0	W	-
CURE BOWL						
12/26	vs. Coastal Carolina	vs. Orlando, FL	NR/12	37-34	W OT	4,488

2021 **8-5**
LIBERTY

9/4	CAMPBELL	LYNCHBURG	NR/NR	48-7	W	15,834
9/11	at Troy	Troy, AL	NR/NR	21-13	W	24,714
9/18	OLD DOMINION	LYNCHBURG	NR/NR	45-17	W	18,471
9/24	at Syracuse	Syracuse, NY	NR/NR	21-24	L	29,942
10/2	at UAB	Birmingham, AL	NR/NR	36-12	W	37,167
10/9	MIDDLE TENNESSEE	LYNCHBURG	NR/NR	41-13	W	19,935
10/16	at Louisiana-Monroe	Monroe, LA	NR/NR	28-31	L	11,546
10/23	at North Texas	Denton, TX	NR/NR	35-26	W	13,454
10/30	UMASS	LYNCHBURG	NR/NR	62-17	W	16,577
11/6	at Ole Miss	Oxford, MS	NR/16	14-27	L	53,235
11/20	LOUISIANA	LYNCHBURG	NR/NR	14-42	L	15,564
11/27	ARMY	LYNCHBURG	NR/NR	16-31	L	19,269
LENDING TREE BOWL						
12/18	vs. Eastern Michigan	at Mobile, AL	NR/NR	56-20	W	15,186

2022 **8-4**
LIBERTY

9/3	at Southern Miss	Hattiesburg, MS	NR/NR	29-27	W OT	25,051
9/10	UAB	LYNCHBURG	NR/NR	21-14	W	18,892
9/17	at Wake Forest	Winston-Salem, NC	NR/19	36-37	L	32,891
9/24	AKRON	LYNCHBURG	NR/NR	21-12	W	20,004
10/1	at Old Dominion	Norfolk, VA	NR/NR	38-24	W	18,368
10/8	at UMass	Hadley, MA	NR/NR	42-24	W	11,217
10/15	GARDNER-WEBB	LYNCHBURG	NR/NR	21-20	W	20,924
10/22	BYU	LYNCHBURG	NR/NR	41-14	W	24,012
11/5	at Arkansas	Fayetteville, AR	NR/NR	21-19	W	70,072
11/12	at UConn	Hartford, CT	NR/NR	33-36	L	15,107
11/19	VIRGINIA TECH	LYNCHBURG	NR/NR	22-23	L	23,055
11/26	NEW MEXICO ST	LYNCHBURG	NR/NR	14-49	L	18,837

NOTE: Liberty accepted a bid to the Boca Raton Bowl, but Freeze did not coach in the game, having already been named Auburn head coach.

2023**6-7, 3-5 SEC
AUBURN**

9/2	UMASS	AUBURN	RV/NR	59-14	W	88,043
9/10	at California	Berkeley, CA	RV/NR	14-10	W	44,141
9/16	SAMFORD	AUBURN	NR/NR	45-13	W	88,043
9/23	* at Texas A&M	Bryan-College Station, TX	NR/NR	10-27	L	102,530
9/30	* GEORGIA	AUBURN	NR/1	20-27	L	88,043
10/14	* at LSU	Baton Rouge, LA	NR/22	18-48	L	102,321
10/21	* OLE MISS	AUBURN	NR/13	21-28	L	88,043
10/28	* MISSISSIPPI STATE	AUBURN	NR/NR	27-13	W	88,043
11/4	* at Vanderbilt	Nashville, TN	NR/NR	31-15	W	28,500
11/11	* at Arkansas	Fayetteville, AR	NR/NR	48-10	W	72,033
11/18	NEW MEXICO STATE	AUBURN	NR/NR	10-31	L	88,043
11/25	* ALABAMA	AUBURN	NR/8	24-27	L	88,043
TRANSPERFECT MUSIC CITY BOWL						
12/30	vs. Maryland	Nashville, TN	NR/NR	13-31	L	50,088

2024**5-7, 2-6 SEC
AUBURN**

8/31	ALABAMA A&M	AUBURN	NR/NR	73-3	W	88,043
9/7	CALIFORNIA	AUBURN	NR/NR	14-21	L	88,043
9/14	NEW MEXICO	AUBURN	NR/NR	45-19	W	88,043
9/21	* ARKANSAS	AUBURN	NR/NR	14-24	L	88,043
9/28	* OKLAHOMA	AUBURN	NR/21	20-27	L	88,043
10/5	* at Georgia	Athens, Ga.	NR/5	13-31	L	93,033
10/19	* at Missouri	Columbia, Mo.	NR/19	17-21	L	62,621
10/26	* at Kentucky	Lexington, Ky.	NR/NR	24-10	W	60,605
11/2	* VANDERBILT	AUBURN	NR/NR	7-17	L	88,043
11/16	ULM	AUBURN	NR/NR	48-14	W	88,043
11/23	* TEXAS A&M	AUBURN	NR/15	43-41	W (4OT)	88,043
11/30	* at Alabama	Tuscaloosa, Ala.	NR/13	14-28	L	100,077

2025**3-0, 0-0 SEC
AUBURN**

8/29	at Baylor	Waco, Texas	RV/RV	38-24	W	45,233
9/6	BALL STATE	AUBURN	RV/NR	42-3	W	88,043
9/13	SOUTH ALABAMA	AUBURN	24/NR	31-15	W	88,043
9/20	* at Oklahoma	Norman, Okla.	22/11	17-24	L	83,639
9/27	* at Texas A&M	College Station, Texas	--/--			
10/11	* GEORGIA	AUBURN	--/--			
10/18	* MISSOURI	AUBURN	--/--			
10/25	* at Arkansas	Fayetteville, Ark.	--/--			
11/1	* KENTUCKY	AUBURN	--/--			
11/8	* at Vanderbilt	Nashville, Tenn.	--/--			
11/22	MERCER	AUBURN	--/--			
11/29	* ALABAMA	AUBURN	--/--			

FREEZE ERA RECORDS

	2025	All-Time
Jordan-Hare Stadium	2-0	9-8
Away	1-1	5-6
Neutral	0-0	0-1
SEC (reg. season only)	0-1	5-12
Non-Conference	3-0	9-3
Overtime Games	0-0	1-0
Day Games.....	1-1	6-13
Night Games.....	2-0	8-2
August	1-0	2-0
September	2-1	6-6
October.....	0-0	2-4
November.....	0-0	4-4
December/January	0-0	0-1
AU scores first	2-0	10-2
Opponent scores first	1-1	4-13
Leading at half	3-0	12-1
Trailing at half	0-0	1-9
Tied at half.....	0-1	1-5
Leading after 3rd	3-0	13-3
Trailing after 3rd	0-1	1-11
Tied after 3rd	0-0	0-1
Scoring less than 20 pts	0-1	1-11
Scoring 20+ pts	3-0	13-4
Scoring 30+ pts	3-0	11-0
Allowing less than 20 pts	2-0	12-1
Allowing 20+ pts	1-1	2-14
Allowing 30+ pts	0-0	1-4
Rushing for <100 yds	0-1	0-5
Rushing for 100+ yds	3-0	14-10
Rushing for 200+ yds	2-0	9-2
Passing for 200+ yds	1-1	8-6
Passing for 300+ yds	0-0	4-2
Totaling less than 300 yds	0-1	1-7
300+ yds of total offense	3-0	13-8
400+ yds of total offense	2-0	12-2
500+ yds of total offense	0-0	5-0
Allowing <100 yds rushing.....	2-1	6-4
Allowing <300 yds total offense	1-0	8-2
Allowing 300+ yds total offense.....	2-1	6-13
Have a 100-yd rusher	3-0	11-0
Opp. have a 100-yd rusher.....	0-0	1-3
AU out-rushes opp.....	3-1	14-7
AU is out-rushed.....	0-0	0-8
Rushing yards tied.....	0-0	0-0
AU out-passes opp	1-0	10-5
AU is out-passed	2-1	4-10
vs. AP Top 5.....	0-0	0-2
vs. AP Top 10.....	0-0	0-3
vs. AP Top 25.....	0-1	1-9

MISC. UNDER FREEZE

Longest Scoring Drive

BY PLAYS: 16 vs. Alabama, 11-25-23
vs. ULM 11-16-24
vs. South Alabama 9-13-25

BY TIME: 8:34 vs. South Alabama 9-13-25

BY YARDS: 99 vs. ULM, 11-16-24

Most Plays: 79 vs. Samford, 9-16-23

Most Plays Against: 87 vs. Texas A&M, 11-23-24

AUBURN TEAM SUPERLATIVES UNDER FREEZE

MOST POINTS

1. 73 vs. Alabama A&M 8-31-24
2. 59 vs. UMass 9-2-23
3. 48 at Arkansas 11-11-23
48 vs. ULM 11-16-24
5. 45 vs. New Mexico 9-14-24
45 vs. Samford 9-16-23

FEWEST POINTS ALLOWED

1. 3 vs. Ball State 9-6-25
3 vs. Alabama A&M 8-31-24
3. 10 at California 9-9-23
10 at Arkansas 11-11-23
10 at Kentucky 10-26-24

MOST FIRST DOWNS

1. 32 at Arkansas 11-11-23
2. 27 vs. Ball State 9-6-25
27 at Kentucky 10-26-24
27 vs. UMass 9-2-23
5. 26 vs. Samford 9-16-23
26 vs. Oklahoma 9-28-24
26 vs. ULM 11-16-24

FEWEST FIRST DOWNS ALLOWED

1. 6 vs. Ball State 9-6-25
2. 9 vs. ULM 11-16-24
3. 10 at Arkansas 11-11-23
4. 11 vs. UMass 9-2-23
11 vs. Oklahoma 9-28-24

MOST RUSHING ATTEMPTS

1. 55 at Arkansas 11-11-23
2. 52 at Baylor 8-29-25
3. 50 at Kentucky 10-26-24
4. 44 vs. UMass 9-2-23
5. 43 vs. Samford 9-16-23
43 vs. Georgia 9-30-23
43 vs. Oklahoma 9-28-24

FEWEST RUSHING ATTEMPTS, OPPONENT

1. 24 at Baylor 8-29-25
2. 26 at Oklahoma 9-20-25
26 vs. New Mexico 9-14-24
4. 27 vs. UMass 9-2-23
27 at Kentucky 10-26-24

MOST RUSHING YARDS

1. 354 at Arkansas 11-11-23
2. 326 at Kentucky 10-26-24
3. 307 at Baylor 8-29-25
4. 289 vs. UMass 9-2-23
5. 268 vs. New Mexico 9-14-24

FEWEST RUSHING YARDS ALLOWED

1. -3 vs. Ball State 9-6-25
2. 32 at Oklahoma 9-20-25
3. 36 vs. Alabama A&M 8-31-24
4. 64 at Baylor 8-29-25
64 vs. ULM 11-16-24

MOST PASSES ATTEMPTED

1. 42 vs. Maryland 12-30-23
42 at Alabama 11-30-24
3. 37 vs. ULM 11-16-24
4. 36 vs. Samford 9-16-23
5. 35 vs. Arkansas 9-21-24

MOST PASSES COMPLETED

1. 27 vs. Samford 9-16-23
2. 26 vs. Ball State 9-6-25
3. 24 at Alabama 11-30-24
24 vs. ULM 11-16-24
5. 21 at Oklahoma 9-20-25
21 vs. Oklahoma 9-28-24
21 vs. Maryland 12-30-23

FEWEST PASSES ATTEMPTED, OPPONENT

1. 15 vs. Oklahoma 9-28-24
2. 16 vs. Ball State 9-6-25
16 vs. ULM 11-16-24
4. 18 vs. Ole Miss 10-21-23
5. 20 at Arkansas 11-11-23

FEWEST PASSES COMPLETED, OPPONENT

1. 9 vs. Vanderbilt 11-2-24
9 vs. ULM 11-16-24
2. 10 vs. Ball State 9-6-25
10 vs. Oklahoma 9-28-24
10 vs. Maryland 12-30-23
10 vs. Ole Miss 10-21-23

MOST PASSING YARDS

1. 451 vs. Alabama A&M 8-31-24
2. 340 vs. Samford 9-16-23
3. 338 vs. Oklahoma 9-28-24
4. 304 vs. ULM 11-16-24
5. 301 vs. Texas A&M 11-23-24
301 at Alabama 11-30-24

FEWEST PASSING YARDS ALLOWED

1. 71 vs. Ball State 9-6-25
2. 135 at Arkansas 11-11-23
3. 143 vs. Vanderbilt 11-2-24
4. 144 vs. Samford 9-16-23
5. 151 vs. Arkansas 9-21-24

MOST TOTAL OFFENSE

1. 628 vs. Alabama A&M 8-31-24
2. 562 vs. Samford 9-16-23
3. 517 at Arkansas 11-11-23
4. 507 vs. ULM 11-16-24
5. 503 vs. New Mexico 9-14-24

FEWEST TOTAL YARDS ALLOWED

1. 68 vs. Ball State 9-6-25
2. 218 vs. Samford 9-16-23
218 vs. ULM 11-16-24
4. 224 at Kentucky 10-26-24
5. 227 vs. Vanderbilt 11-2-24

PUNTING AVERAGE (MIN. OF 4)

1. 51.2 vs. Georgia 9-30-23
2. 49.1 vs. Ole Miss 10-21-23
3. 47.8 vs. Alabama 11-25-23
4. 47.5 vs. New Mexico State 11-18-23
5. 47.2 vs. Mississippi State 10-28-23

MOST TIME OF POSSESSION

1. 38:15 at Arkansas 11-11-23
2. 35:42 at Kentucky 10-26-24
3. 35:34 at Oklahoma 9-20-25
4. 35:26 vs. Oklahoma 9-28-24
5. 33:28 vs. Samford 9-16-23

AUBURN INDIVIDUAL SUPERLATIVES UNDER FREEZE

RUSHING ATTEMPTS

1.	28	Jarquez Hunter vs. Texas A&M	11-23-24
2.	23	Jarquez Hunter at Kentucky	10-26-24
3.	21	Jackson Arnold at Oklahoma	9-20-25
4.	20	Jarquez Hunter vs. New Mexico	9-14-24
5.	19	Jeremiah Cobb vs. South Alabama	9-13-25
	19	Jarquez Hunter at Missouri	10-19-24
	19	Jarquez Hunter at Vanderbilt	11-4-23
	19	Jarquez Hunter vs. Georgia	9-30-23

NET RUSHING YARDS

1.	278	Jarquez Hunter at Kentucky	10-26-24
2.	183	Jarquez Hunter at Vanderbilt	11-4-23
3.	152	Jarquez Hunter vs. New Mexico	9-14-24
4.	144	Jarquez Hunter vs. Mississippi State	10-28-23
5.	137	Jackson Arnold at Baylor	8-29-25

RUSHING TDS

1.	3	Jarquez Hunter vs. Texas A&M	11-23-24
	3	Robby Ashford vs. UMass	9-2-23
3.	2	Payton Thorne vs. Samford	9-16-23
	2	Jarquez Hunter vs. Ole Miss	10-21-23
	2	Jarquez Hunter at Vanderbilt	11-4-23
	2	Jarquez Hunter at Kentucky	10-26-24
	2	Jackson Arnold at Baylor	8-29-25
	2	Jeremiah Cobb vs. Ball State	9-6-25
	2	Jackson Arnold vs. South Alabama	9-13-25

PASS ATTEMPTS

1.	41	Payton Thorne at Alabama	11-30-24
2.	32	Jackson Arnold at Oklahoma	9-20-25
	32	Payton Thorne vs. ULM	11-16-24
	32	Payton Thorne vs. Oklahoma	9-28-24
	32	Payton Thorne vs. Samford	9-16-23

PASS COMPLETIONS

1.	24	Jackson Arnold vs. Ball State	9-6-25
	24	Payton Thorne at Alabama	11-30-24
	24	Payton Thorne vs. Samford	9-16-23
4.	22	Payton Thorne vs. ULM	11-16-24
5.	21	Payton Thorne vs. Oklahoma	9-28-24

NET PASSING YARDS

1.	338	Payton Thorne vs. Oklahoma	9-28-24
2.	322	Payton Thorne vs. Alabama A&M	8-31-24
3.	301	Payton Thorne at Alabama	11-30-24
	301	Payton Thorne vs. Texas A&M	11-23-24
5.	286	Payton Thorne vs. ULM	11-16-24

PASSING TDS

1.	5	Payton Thorne vs. ULM	11-16-24
2.	4	Payton Thorne vs. Alabama A&M	8-31-24
	4	Hank Brown vs. New Mexico	9-14-24
4.	3	Jackson Arnold vs. Ball State	9-6-25
	3	Payton Thorne vs. Oklahoma	9-28-24
	3	Payton Thorne at Arkansas	11-11-23
	3	Payton Thorne vs. Mississippi State	10-28-23

RECEPTIONS

1.	10	Jay Fair vs. Samford	9-16-23
2.	9	Eric Singleton Jr. at Oklahoma	9-20-25
3.	8	Cam Coleman vs. ULM	11-16-24
	8	K. Lambert-Smith at Alabama	11-30-24
5.	7	Cam Coleman vs. Ball State	9-6-25
	7	Cam Coleman at Alabama	11-30-24
	7	Cam Coleman vs. Texas A&M	11-23-24
	7	K. Lambert-Smith at Georgia	10-5-24

RECEIVING YARDS

1.	156	K. Lambert-Smith vs. Arkansas	9-21-24
2.	128	Cam Coleman vs. Texas A&M	11-23-24
3.	116	K. Lambert-Smith at Alabama	11-30-24
4.	104	K. Lambert-Smith vs. ULM	11-16-24
	104	K. Lambert-Smith vs. Texas A&M	11-23-24

RECEIVING TDS

1.	3	Cam Coleman vs. ULM	11-16-24
2.	2	Eric Singleton Jr. vs. Ball State	9-6-25
	2	Cam Coleman vs. Texas A&M	11-23-24
	2	K. Lambert-Smith vs. Arkansas	9-21-24
	2	K. Lambert-Smith vs. Alabama A&M	8-31-24
	2	Rivaldo Fairweather at Arkansas	11-11-23

PUNTS

1.	9	Oscar Chapman at Texas A&M	9-23-23
2.	7	Oscar Chapman vs. Ole Miss	10-21-23
	7	Oscar Chapman at Vanderbilt	11-4-23
	7	Oscar Chapman at Missouri	10-19-24
5.	6	Hudson Kaak at Oklahoma	9-20-25
	6	Oscar Chapman vs. Vanderbilt	11-2-24
	6	Oscar Chapman at LSU	10-14-23

PUNTS INSIDE THE 20

1.	5	Oscar Chapman at Missouri	10-19-24
2.	3	Oscar Chapman at California	9-9-23
	3	Oscar Chapman vs. Georgia	9-30-23
	3	Oscar Chapman at Vanderbilt	11-4-23
	3	Oscar Chapman vs. Vanderbilt	11-2-24

PUNT RETURNS

1.	4	Malcolm Simmons vs. Ball State	9-6-25
	4	Malcolm Simmons at Oklahoma	9-20-25
3.	3	Koy Moore vs. Ole Miss	10-21-23
	3	Keionte Scott at Vanderbilt	11-4-23
	3	Keionte Scott at Arkansas	11-11-23
	3	Keionte Scott vs. Maryland	12-30-23

PUNT RETURN YARDS

1.	83	Keionte Scott at Arkansas	11-11-23
2.	67	Keionte Scott vs. UMass	9-2-23
3.	49	Keionte Scott vs. Alabama A&M	8-31-24
4.	34	Keionte Scott vs. Maryland	12-30-23
5.	21	Micah Riley vs. Alabama A&M	8-31-24

KICKOFF RETURNS

1.	5	Jeremiah Cobb at Georgia	10-5-24
2.	4	Brian Battie vs. Alabama	11-25-23
	4	Brian Battie vs. Maryland	12-30-23
4.	3	Rayshawn Pleasant at Oklahoma	9-20-25
	3	Brian Battie vs. UMass	9-2-23
	3	Brian Battie at California	9-9-23
	3	Brian Battie vs. Samford	9-16-23
	3	Brian Battie at LSU	10-14-23
	3	Jeremiah Cobb vs. Arkansas	9-21-24
	3	Jeremiah Cobb vs. Texas A&M	11-23-24

KICKOFF RETURN YARDS

1.	102	Jeremiah Cobb at Georgia	10-5-24
2.	98	Rayshawn Pleasant at Baylor	8-29-25
3.	89	Brian Battie vs. Samford	9-16-23
4.	86	Brian Battie vs. UMass	9-2-23
5.	83	Brian Battie vs. Maryland	12-30-23

FG ATTEMPTS

1.	3	Towns McGough at Georgia	10-5-24
	3	Ian Vachon vs. Texas A&M	11-23-24
	3	Ian Vachon at Alabama	11-30-24
4.	2	Alex McPherson vs. Georgia	9-30-23
	2	Alex McPherson vs. Miss. State	10-28-23
	2	Alex McPherson at Arkansas	11-11-23
	2	Towns McGough vs. Oklahoma	9-28-24
	2	Towns McGough at Missouri	10-19-24
	2	Alex McPherson at Kentucky	10-26-24
	2	Towns McGough vs. Vanderbilt	11-2-24
	2	Ian Vachon vs. ULM	11-16-24

FG MADE

1.	2	Alex McPherson vs. Georgia	9-30-23
	2	Alex McPherson vs. Miss. State	10-28-23
	2	Alex McPherson at Arkansas	11-11-23
	2	Towns McGough at Georgia	10-5-24
	2	Ian Vachon vs. ULM	11-16-24
	2	Ian Vachon vs. Texas A&M	11-23-24
	2	Ian Vachon at Alabama	11-30-24

LONG FG MADE

1.	53	Alex McPherson at Texas A&M	9-23-23
2.	48	Alex McPherson vs. New Mexico St	11-18-23
3.	42	Alex McPherson vs. Georgia	9-30-23
4.	41	Ian Vachon vs. Texas A&M	11-23-24
5.	39	Alex McPherson vs. Mississippi St	10-28-23
	39	Alex McPherson at Arkansas	11-11-23

TACKLES

1.	12	Eugene Asante at California	9-9-23
	12	Eugene Asante at LSU	10-14-23
3.	11	Jerrin Thompson vs. Texas A&M	11-23-24
4.	10	Eugene Asante vs. Mississippi State	10-28-23
	10	Dorian Maudi at Kentucky	10-26-24
	10	Jalen McLeod vs. Texas A&M	11-23-24
	10	Kaleb Harris at Alabama	11-30-24
	10	Dorian Maudi	11-30-24

TACKLES FOR LOSS

1.	4.0	Xavier Atkins vs. Ball State	9-6-25
	4.0	Jalen McLeod at Arkansas	11-11-23
3.	3.0	Keldric Faulk vs. California	9-7-24
4.	2.5	Jalen McLeod vs. California	9-7-24
5.	2.0	Done 23 times	

INTERCEPTIONS

1.	1	Done 21 times	
----	---	---------------	--

INTERCEPTION YARDS

1.	50	Jaylin Simpson vs. UMass	9-2-23
2.	41	Donovan Kaufman vs. Ole Miss	10-21-23
3.	33	Nehemiah Pritchett at Vanderbilt	11-4-23
	33	Sylvester Smith vs. Arkansas	9-21-24
5.	25	Jaylin Simpson at California	9-9-23

Team Results

Date	Opponent		Score	Att.
08/29/2025	at Baylor	W	38-24	45233
09/06/2025	Ball St.	W	42-3	88043
09/13/2025	South Alabama	W	31-15	88043
* 09/20/2025	at Oklahoma	L	17-24	83639

Game Records

Record	Overall	Home	Away	Neutral
ALL GAMES	3-1	2-0	1-1	0-0
CONFERENCE	0-1	0-0	0-1	0-0
NON-CONFERENCE	3-0	2-0	1-0	0-0

Rushing

Player	gp	att	gain	loss	net	avg	td	lg	avg/g
Jeremiah Cobb	4	52	375	0	375	7.2	4	46	93.8
Jackson Arnold	4	55	278	97	181	3.3	4	27	45.3
Damari Alston	2	23	109	0	109	4.7	1	15	54.5
Durell Robinson	2	3	57	0	57	19.0	1	54	28.5
Omar Mabson II	3	9	38	0	38	4.2	0	13	12.7
Eric Singleton, Jr.	4	5	25	0	25	5.0	0	8	6.3
Deuce Knight	1	4	23	7	16	4.0	0	12	16.0
Justin Jones	4	2	6	0	6	3.0	0	5	1.5
Malcolm Simmons	4	1	4	0	4	4.0	1	4	1.0
Hudson Kaak	4	1	0	12	-12	-12.0	0	0	-3.0
Team	4	5	0	6	-6	-1.2	0	0	-1.5
Total	4	160	915	122	793	5.0	11	54	198.3
Opponents	4	125	345	112	233	1.9	1	21	58.3

Passing

Player	gp	effic	comp-att-int	pct	yds	td	lg	avg/g
Jackson Arnold	4	144.6	69-101-0	68.3	721	5	46	180.3
Deuce Knight	1	73.6	2-5-0	40.0	20	0	14	20.0
Eric Singleton, Jr.	4	0.0	0-1-0	0.0	0	0	0	0.0
Total	4	139.9	71-107-0	66.4	741	5	46	185.3
Opponents	4	138.9	79-126-1	62.7	931	6	57	232.8

Receiving

Player	gp	no.	yds	avg	td	lg	avg/g
Eric Singleton, Jr.	4	22	209	9.5	2	30	52.3
Cam Coleman	4	13	237	18.2	2	46	59.3
Horatio Fields	4	12	106	8.8	1	14	26.5
Malcolm Simmons	4	9	93	10.3	0	26	23.3
Damari Alston	2	3	24	8.0	0	12	12.0
Brandon Frazier	4	2	15	7.5	0	9	3.8
Preston Howard	4	2	15	7.5	0	8	3.8
Perry Thompson	4	2	11	5.5	0	7	2.8
Camden Etheredge	1	1	14	14.0	0	14	14.0
Jeremiah Cobb	4	1	0	0.0	0	0	0.0
Bryce Cain	4	1	-3	-3.0	0	0	-0.8
Cam'Ron King	1	1	6	6.0	0	6	6.0
Omar Mabson II	3	1	7	7.0	0	7	2.3
Ryan Ghea	1	1	7	7.0	0	7	7.0
Total	4	71	741	10.4	5	46	185.3
Opponents	4	79	931	11.8	6	57	232.8

Team Statistics

	AU	OPP
First Downs	89	65
Rushing	51	14
Passing	32	40
Penalty	6	11
Rushing Yardage	793	233
Rushing attempts	160	125
Average per rush	5.0	1.9
Average per game	198.3	58.3
TDs Rushing	11	1
Passing Yardage	741	931
Comp-Att-Int	71-107-0	79-126-1
Average per pass	6.9	7.4
Average per catch	10.4	11.8
Average per game	185.3	232.8
TDs Passing	5	6
Total offense	1534	1164
Average per play	5.7	4.6
Average per game	383.5	291.0
Kick returns: #-Yards	8-237	6-134
Punt returns: #-Yards	8-25	2-4
Int returns: #-Yards	1-1	0-0
Fumbles-Lost	6-1	4-3
Penalties-Yards	34-276	27-246
Punts-Avg	14-42.4	18-47.4
Time of possession / game	31:48	28:12
3rd-down conversion	21/49	16/57
4th-down conversion	6/8	8/12
PAT-attempts	(17-17) 100%	(4-6) 67%
2-point conversion-attempts	(0-0) 0%	(0-1) 0%

Interceptions

Player	no.	yds	avg	td	lg
Keyron Crawford	1	1	1.0	0	1
Total	1	1	1.0	0	1
Opponents	0	0	0.0	0	0

Field Goals

Player	fg	pct.	01-19	20-29	30-39	40-49	50-99	lg	blk
Alex McPherson	3-3	100.0	0-0	2-2	1-1	0-0	0-0	34	0
Connor Gibbs	0-1	0.0	0-0	0-0	0-0	0-0	0-1	0	0
Towns McGough	0-1	0.0	0-0	0-0	0-0	0-0	0-1	0	0
Opponents	6-6	100.0	0-0	3-3	2-2	1-1	0-0	49	0

Scoring

Player	td	fg	PAT					dpx	saf	pts
			kick	rush	rcv	pass				
Alex McPherson	-	3-3	17-17	-	-	-	-	-	-	26
Jeremiah Cobb	4	-	-	-	-	-	-	-	-	24
Jackson Arnold	4	-	-	-	-	-	-	-	-	24
Eric Singleton, Jr.	2	-	-	-	-	-	-	-	-	12
Cam Coleman	2	-	-	-	-	-	-	-	-	12
Horatio Fields	1	-	-	-	-	-	-	-	-	6
Damari Alston	1	-	-	-	-	-	-	-	-	6
Rayshawn Pleasant	1	-	-	-	-	-	-	-	-	6
Durell Robinson	1	-	-	-	-	-	-	-	-	6
Malcolm Simmons	1	-	-	-	-	-	-	-	-	6
Total	17	3-5	17-17	0	0	0	0	0	0	128
Opponents	7	6-6	4-6	0	0	0	0	0	1	66

Score by Periods

Team	1st	2nd	3rd	4th	OT	TOT
Auburn	31	45	24	28	0	128
Opponents	9	20	19	18	0	66

Punting

Player	no.	yds	avg	lg	tb	fc	i20	50+	blk
Hudson Kaak	14	594	42.4	49	0	9	3	0	0
Total	14	594	42.4	49	0	9	3	0	0
Opponents	18	853	47.4	67	0	2	2	5	0

Punt Returns

Player	no.	yds	avg	td	lg
Malcolm Simmons	8	25	3.1	0	15
Total	8	25	3.1	0	15
Opponents	2	4	2.0	0	4

Kick Returns

Player	no.	yds	avg	td	lg
Rayshawn Pleasant	6	190	31.7	1	98
Bryce Cain	1	31	31.0	0	31
Demarcus Riddick	1	16	16.0	0	16
Total	8	237	29.6	1	98
Opponents	6	134	22.3	0	33

All Purpose

Player	g	rush	rcv	pr	kr	ir	total	avg/g
Jeremiah Cobb	4	375	0	0	0	0	375	93.8
Cam Coleman	4	0	237	0	0	0	237	59.3
Eric Singleton, Jr.	4	25	209	0	0	0	234	58.5
Rayshawn Pleasant	3	0	0	0	190	0	190	63.3
Jackson Arnold	4	181	0	0	0	0	181	45.3
Damari Alston	2	109	24	0	0	0	133	66.5
Malcolm Simmons	4	4	93	25	0	0	122	30.5
Horatio Fields	4	0	106	0	0	0	106	26.5
Durell Robinson	2	57	0	0	0	0	57	28.5
Omar Mabson II	3	38	7	0	0	0	45	15.0
Bryce Cain	4	0	-3	0	31	0	28	7.0
Demarcus Riddick	4	0	0	0	16	0	16	4.0
Deuce Knight	1	16	0	0	0	0	16	16.0
Brandon Frazier	4	0	15	0	0	0	15	3.8
Preston Howard	4	0	15	0	0	0	15	3.8
Camden Etheredge	1	0	14	0	0	0	14	14.0
Perry Thompson	4	0	11	0	0	0	11	2.8
Ryan Ghea	1	0	7	0	0	0	7	7.0
Justin Jones	4	6	0	0	0	0	6	1.5
Cam'Ron King	1	0	6	0	0	0	6	6.0
Keyron Crawford	4	0	0	0	0	1	1	0.3
Hudson Kaak	4	-12	0	0	0	0	-12	-3.0
Total	4	793	741	25	237	1	1797	449.3
Opponents	4	233	931	4	134	0	1302	325.5

Total Offense

Player	g	plays	rush	pass	total	avg/g
Jackson Arnold	4	156	181	721	902	225.5
Jeremiah Cobb	4	52	375	0	375	93.8
Damari Alston	2	23	109	0	109	54.5
Durell Robinson	2	3	57	0	57	28.5
Omar Mabson II	3	9	38	0	38	12.7
Deuce Knight	1	9	16	20	36	36.0
Eric Singleton, Jr.	4	6	25	0	25	6.3
Justin Jones	4	2	6	0	6	1.5
Malcolm Simmons	4	1	4	0	4	1.0
Hudson Kaak	4	1	-12	0	-12	-3.0
Total	4	267	793	741	1534	383.5
Opponents	4	251	233	931	1164	291.0

Team Defense

##	Player	gp	Tackles				Sacks	Pass defense			Fumbles		blkd	
			ua	a	tot	tfl/yds		no-yds	int-yds	brup	qbh	fr-yds	ff	kick
17	Xavier Atkins	4	14	5	19	4-14	2-9	.	.	1	1-0	.	.	.
24	Keyron Crawford	4	15	3	18	5-22	3-20	1-1	.	1	1-0	1	.	.
0	Robert Woodyard Jr.	4	9	5	14	2-2	1-1	.	.	3
8	Kaleb Harris	4	14	.	14	1-2	.	.	1
19	Sylvester Smith	4	12	2	14	2-9
25	Eric Winters	4	12	1	13	1-1	.	.	1
15	Keldric Faulk	4	9	1	10	3-13	2-11	.	3	3
21	AnQuon Fegans	4	7	1	8
9	Elijah Melendez	4	6	2	8	1-1
97	Bobby Jamison-Travis	4	6	2	8	1-2
5	Jahquez Robinson	4	6	1	7	.	.	.	1
47	Malik Blocton	4	5	2	7	4-9	1-0	.	.	.
4	Kayin Lee	4	7	.	7
6	Demarcus Riddick	4	6	.	6	1-6	1-6	.	1
28	Kensley Loudior-Faustin	3	5	1	6
14	Rayshawn Pleasant	3	3	3	6	.	.	.	1
13	Raion Strader	4	5	1	6	.	.	.	2
41	Jared Smith	4	4	.	4	4-14	2-10	.	.	1	.	1	.	.
10	Amaris Williams	4	2	2	4	1.5-4	0.5-2
91	Zykeivous Walker	4	3	1	4
1	Champ Anthony	2	3	.	3	.	.	.	1
3	Chris Murray	4	1	2	3	0.5-2	0.5-2
35	Dallas Walker	4	3	.	3
35	Justin Jones	4	3	.	3
92	Jay Hardy	4	2	.	2
16	Bryce Deas	4	1	1	2	1-3
23	Jay Crawford	3	2	.	2
12	Blake Woodby	4	1	.	1
42	Coleman Granberry	3	1	.	1
44	Darrion Smith	3	1	.	1
96	Malik Autry	3	1	.	1
Totals		4	169	36	205	32-104	12-61	1-1	11	9	3-0	2	0	0
Opponents		4	166	80	246	24-122	16-92	0-0	11	4	1-0	5	0	1

2025 Auburn Football Auburn - Long Plays

**20-YARD PLUS PLAYS**

Yd	Type	Player(s)	Opponent
98*	KR	Rayshawn Pleasant	Baylor
54*	Rush	Durell Robinson	Ball St.
46	Pass	Cam Coleman from Jackson Arnold	Oklahoma
46*	Rush	Jeremiah Cobb	Ball St.
45*	Rush	Jeremiah Cobb	Ball St.
44	Rush	Jeremiah Cobb	Oklahoma
40	Pass	Cam Coleman from Jackson Arnold	Oklahoma
32*	Pass	Cam Coleman from Jackson Arnold	South Alabama
31	KR	Bryce Cain	South Alabama
30*	Pass	Eric Singleton Jr. from Jackson Arnold	Ball St.
27*	Rush	Jackson Arnold	Baylor
26	Pass	Malcolm Simmons from Jackson Arnold	Baylor
25	KR	Rayshawn Pleasant	Ball St.
24	KR	Rayshawn Pleasant	Ball St.
24*	Rush	Jackson Arnold	Baylor
23	Pass	Cam Coleman from Jackson Arnold	Ball St.
23	Pass	Cam Coleman from Jackson Arnold	Baylor
22	Pass	Malcolm Simmons from Jackson Arnold	Ball St.
21	Rush	Jackson Arnold	Baylor

* touchdown scored on play

LONG PLAYS BY THE NUMBERS

Long Plays By Ya	No.	TD
100+	0	0
90-99	1	1
80-89	0	0
70-79	0	0
60-69	0	0
50-59	1	1
40-49	5	2
30-39	3	2
20-29	9	2

Long Plays By Ty

Long Plays By Ty	No.	TD
Rushing	7	5
Passing	8	2
Punt returns	0	0
Kick returns	4	1
Interceptions	0	0
Fumble returns	0	0
Other	0	0
TOTAL	19	8

20-YARD PLUS BY PLAYER

Player	No.	TD	R	P	KR	PR	IR	FR
Cam Coleman	5	1	0	5	0	0	0	0
Jackson Arnold	3	2	3	0	0	0	0	0
Jeremiah Cobb	3	2	3	0	0	0	0	0
Rayshawn Pleasant	3	1	0	0	3	0	0	0
Malcolm Simmons	2	0	0	2	0	0	0	0
Durell Robinson	1	1	1	0	0	0	0	0
Eric Singleton Jr.	1	1	0	1	0	0	0	0
Bryce Cain	1	0	0	0	1	0	0	0
TOTAL	19	8	7	8	4	0	0	0

LONGEST PLAYS OF THE YEAR**Rushing**

54 Durell Robinson vs Ball St. (9/6/2025)

Rushing Touchdown

54 Durell Robinson vs Ball St. (9/6/2025)

Passing

46 Cam Coleman from Jackson Arnold vs Oklahoma (9/20/2025)

Passing Touchdown

32 Cam Coleman from Jackson Arnold vs South Alabama (9/13/2025)

Punt Return

15 Malcolm Simmons vs Ball St. (9/6/2025)

Kick Return

98 Rayshawn Pleasant vs Baylor (8/29/2025)

Interception Return

1 Keyron Crawford vs South Alabama (9/13/2025)

Fumble Return

None

Punt

49 Hudson Kaak vs Ball St. (9/6/2025)

49 Hudson Kaak vs Oklahoma (9/20/2025)

Field Goal

34 Alex McPherson vs South Alabama (9/13/2025)

AUBURN SCORING DRIVES

OPPONENT	PLAYS	YDS	DRIVE		QTR/ CLOCK	PLAY
			TIME	START		
Baylor	12	96	5:53	6:27	1/0:34	Arnold 24 yd rush
Baylor	7	65	3:45	14:14	2/10:29	Alston 9 yd rush
Baylor	7	41	2:58	8:43	2/5:45	McPherson 21 yd FG
Baylor	9	71	4:12	9:52	3/5:40	Cobb 2 yd rush
Baylor	-	-	-	-	3/0:43	Pleasant 98 yd KR
Baylor	12	75	7:16	11:48	4/4:32	Arnold 27 yd rush
Ball State	2	55	0:42	4:57	1/4:15	Cobb 46 yd rush
Ball State	3	50	1:11	1:55	1/0:44	Singleton 30 yd pass from Arnold
Ball State	9	67	3:14	3:51	2/0:37	Fields 11 yd pass from Arnold
Ball State	4	79	1:40	9:12	3/7:32	Cobb 45 yd rush
Ball State	9	72	3:36	0:58	4/12:22	Singleton 13 yd pass from Arnold
Ball State	1	54	0:10	5:23	4/5:13	Robinson 54 yd rush
South Alabama	12	92	5:51	15:00	1/9:09	Coleman 32 yd pass from Arnold
South Alabama	5	33	1:30	0:44	2/14:14	Arnold 6 yd rush
South Alabama	7	54	2:36	12:24	2/9:48	Arnold 5 yd rush
South Alabama	14	75	4:44	5:24	2/0:40	Cobb 2 yd rush
South Alabama	16	62	8:34	9:49	3/1:15	McPherson 34 yd FG
Oklahoma	10	87	4:31	8:27	1/3:56	McPherson 24 yd FG
Oklahoma	8	60	3:17	4:25	2/1:08	Coleman 2 yd pass from Arnold
Oklahoma	14	75	7:48	14:56	4/7:08	Simmons 4 yd rush

DRIVES SUPERLATIVES

MOST PLAYS:	16, vs. South Alabama (FG)	FEWEST PLAYS:	1, vs. Ball State (TD)
MOST YARDS:	96, at Baylor (TD)	FEWEST YARDS:	41, at Baylor (FG)
LONGEST TIME:	8:34, South Alabama (FG)	SHORTEST TIME:	0:10, vs. Ball State (TD)

OPPONENT SCORING DRIVES

TEAM	PLAYS	YDS	DRIVE		QTR/ CLOCK	PLAY
			TIME	START		
Baylor	13	56	4:24	15:00	1/10:36	Hawkins 36 yd FG
Baylor	8	75	2:24	5:45	2/3:21	Prentice 33 yd pass from Robertson
Baylor	10	75	4:42	5:40	3/0:58	Knighten 4 ys pass from Robertson
Baylor	9	79	3:49	0:37	4/11:48	Trigg 4 yd pass from Robertson
Ball State	7	19	3:50	4:54	3/1:04	Holmer 22 yd FG
South Alabama	12	64	5:26	9:09	1/3:43	DiBoyan 29 yd FG
South Alabama	10	75	4:24	9:48	2/5:24	Scott 20 yd pass from Davenport
South Alabama	11	75	5:05	15:00	3/9:55	Voisin 12 yd pass from Davenport
Oklahoma	12	39	4:29	13:01	1/8:32	Sandell 49 yd FG
Oklahoma	2	12	0:50	11:35	2/10:45	Sategna 24 yd pass from Mateer
Oklahoma	11	46	4:21	12:57	3/8:36	Sandell 32 yd FG
Oklahoma	8	58	3:09	3:05	4/14:56	Sandell 28 yd FG
Oklahoma	6	75	2:14	7:08	4/4:54	Mateer 9 yd rush

DRIVES SUPERLATIVES

MOST PLAYS:	13, at Baylor (FG)	FEWEST PLAYS:	2, at Oklahoma (TD)
MOST YARDS:	79, at Baylor (TD)	FEWEST YARDS:	12, at Oklahoma (TD)
LONGEST TIME:	5:26, vs. S. Alabama (FG)	SHORTEST TIME:	0:50, at Oklahoma (TD)

TEAM GAME-BY-GAME

Date	Opponent	Rushing				Receiving				Passing				Kick Returns				Punt Returns				tot off		
		no.	yds	td	lg	no.	yds	td	lg	cmp	att	int	yds	td	lg	no.	yds	td	lg	no.	yds		td	lg
08/29/2025	at Baylor	52	307	4	27	11	108	0	26	11-17-0			108	0	26	1	98	1	98	0	0	0	0	415
09/06/2025	Ball St.	34	224	3	54	26	271	3	30	26-33-0			271	3	30	2	49	0	25	4	16	0	15	495
09/13/2025	South Alabama	39	195	3	15	13	142	1	32	13-24-0			142	1	32	2	47	0	31	0	0	0	0	337
09/20/2025	at Oklahoma	35	67	1	44	21	220	1	46	21-33-0			220	1	46	3	43	0	18	4	9	0	6	287
Auburn		160	793	11	54	71	741	5	46	71-107-0			741	5	46	8	237	1	98	8	25	0	15	1534
Opponents		125	233	1	21	79	931	6	57	79-126-1			931	6	57	6	134	0	33	2	4	0	4	1164

Auburn Averages

Games	Avg/ rush	Avg/ catch	Pass effic	KR avg	PR avg	All purpose avg/game	Total offense avg/game
4	5.0	10.4	139.9	29.6	3.1	449.3	383.5

Date	Opponent	Tackles			Sacks	Fumble	Pass Defense			blkd	PAT attempts			off				
		ua	a	total	tfl-yds	no-yds	ff	fr-yds	int-yds	qbh	brup	kick	kick	rush	rcv	saf	t/o	pts
08/29/2025	at Baylor	39	10	49	5.0-20	4-19	0	0-0	0-0	3	4	0	5-5	0	0	0	0	38
09/06/2025	Ball St.	41	4	45	14.0-54	6-34	1	1-0	0-0	1	0	0	6-6	0	0	0	0	42
09/13/2025	South Alabama	54	4	58	7.0-11	1-3	1	1-0	1-1	0	2	0	4-4	0	0	0	7	31
09/20/2025	at Oklahoma	35	18	53	6.0-19	1-5	0	1-0	0-0	5	5	0	2-2	0	0	0	0	17
Auburn		169	36	205	32.0-104	12-61	2	3-0	1-1	9	11	0	17-17	0	0	0	7	128
Opponents		166	80	246	24.0-122	16-92	5	1-0	0-0	4	11	0	4-6	0	0	1	3	66

Date	Opponent	Punting									Field Goals			Kickoffs				
		no.	yds	avg	long	blkd	tb	fc	50+	i20	md-att	long	blkd	no.	yds	avg	tb	ob
08/29/2025	at Baylor	3	118	39.3	40	0	0	3	0	1	1-1	21	0	7	452	64.6	5	0
09/06/2025	Ball St.	3	114	38.0	49	0	0	2	0	0	0-1	0	0	7	449	64.1	4	0
09/13/2025	South Alabama	2	88	44.0	46	0	0	0	0	0	1-1	34	0	6	389	64.8	4	0
09/20/2025	at Oklahoma	6	274	45.7	49	0	0	4	0	2	1-2	24	0	4	260	65.0	3	0
Auburn		14	594	42.4	49	0	0	9	0	3	3-5	34	0	24	1550	64.6	16	0
Opponents		18	853	47.4	67	0	0	2	5	2	6-6	49	0	17	1071	63.0	7	0

OPPONENT GAME-BY-GAME

Date	Opponent	Rushing				Receiving				Passing				Kick Returns				Punt Returns				tot off		
		no.	yds	td	lg	no.	yds	td	lg	cmp	att	int	yds	td	lg	no.	yds	td	lg	no.	yds		td	lg
08/29/2025	at Baylor	24	64	0	18	27	419	3	57	27	48	0	419	3	57	2	53	0	33	0	0	0	0	483
09/06/2025	Ball St.	33	-3	0	21	10	71	0	16	10	16	0	71	0	16	3	63	0	25	0	0	0	0	68
09/13/2025	South Alabama	42	140	0	16	18	170	2	25	18	26	1	170	2	25	1	18	0	18	0	0	0	0	310
09/20/2025	at Oklahoma	26	32	1	9	24	271	1	31	24	36	0	271	1	31	0	0	0	0	2	4	0	4	303
Opponents		125	233	1	21	79	931	6	57	79	126	1	931	6	57	6	134	0	33	2	4	0	4	1164
Auburn		160	793	11	54	71	741	5	46	71	107	0	741	5	46	8	237	1	98	8	25	0	15	1534

Opponents Averages

Games	Avg/ rush	Avg/ catch	Pass effic	KR avg	PR avg	All purpose avg/game	Total offense avg/game
4	1.9	11.8	138.9	22.3	2.0	325.5	291.0

Date	Opponent	Tackles			Sacks	Fumble	Pass Defense			blkd	PAT attempts			off				
		ua	a	total	tfl-yds	no-yds	ff	fr-yds	int-yds	qbh	brup	kick	kick	rush	rcv	saf	t/o	pts
08/29/2025	at Baylor	36	26	62	1.0-14	1-14	1	0-0	0-0	1	3	0	3-3	0	0	0	0	24
09/06/2025	Ball St.	44	14	58	8.0-41	5-33	4	1-0	0-0	0	2	0	0-0	0	0	0	3	3
09/13/2025	South Alabama	42	10	52	2.0-4	1-1	0	0-0	0-0	0	2	0	0-2	0	0	0	0	15
09/20/2025	at Oklahoma	44	30	74	13.0-63	9-44	0	0-0	0-0	3	4	0	1-1	0	0	1	0	24
Opponents		166	80	246	24.0-122	16-92	5	1-0	0-0	4	11	0	4-6	0	0	1	3	66
Auburn		169	36	205	32.0-104	12-61	2	3-0	1-1	9	11	0	17-17	0	0	0	7	128

Date	Opponent	Punting									Field Goals			Kickoffs				
		no.	yds	avg	long	blkd	tb	fc	50+	i20	md-att	long	blkd	no.	yds	avg	tb	ob
08/29/2025	at Baylor	2	75	37.5	43	0	0	0	0	0	1-1	36	0	5	321	64.2	3	0
09/06/2025	Ball St.	10	467	46.7	67	0	0	2	2	1	1-1	22	0	2	125	62.5	0	0
09/13/2025	South Alabama	1	39	39.0	39	0	0	0	0	0	1-1	29	0	4	246	61.5	1	0
09/20/2025	at Oklahoma	5	272	54.4	66	0	0	0	3	1	3-3	49	0	6	379	63.2	3	0
Opponents		18	853	47.4	67	0	0	2	5	2	6-6	49	0	17	1071	63.0	7	0
Auburn		14	594	42.4	49	0	0	9	0	3	3-5	34	0	24	1550	64.6	16	0

Auburn - Game Highs

RUSHES	52	at Baylor (08/29/2025)
YARDS RUSHING	307	at Baylor (08/29/2025)
YARDS PER RUSH	6.6	Ball St. (09/06/2025)
TD RUSHES	4	at Baylor (08/29/2025)
PASS ATTEMPTS	33	at Oklahoma (09/20/2025)
	33	Ball St. (09/06/2025)
PASS COMPLETIONS	26	Ball St. (09/06/2025)
YARDS PASSING	271	Ball St. (09/06/2025)
YARDS PER PASS	8.2	Ball St. (09/06/2025)
TD PASSES	3	Ball St. (09/06/2025)
TOTAL PLAYS	69	at Baylor (08/29/2025)
TOTAL OFFENSE	495	Ball St. (09/06/2025)
YARDS PER PLAY	7.4	Ball St. (09/06/2025)
POINTS	42	Ball St. (09/06/2025)
SACKS BY	6	Ball St. (09/06/2025)
FIRST DOWNS	27	Ball St. (09/06/2025)
PENALTIES	13	at Oklahoma (09/20/2025)
PENALTY YARDS	85	at Oklahoma (09/20/2025)
TURNOVERS	1	Ball St. (09/06/2025)
PUNTS	6	at Oklahoma (09/20/2025)
PUNTING AVG	45.7	at Oklahoma (09/20/2025)
LONG PUNT	49	at Oklahoma (09/20/2025)
	49	Ball St. (09/06/2025)
PUNTS INSIDE 20	2	at Oklahoma (09/20/2025)
LONG PUNT RETURN	15	Ball St. (09/06/2025)

Auburn - Individual Game Highs

RUSHES	20	Jackson Arnold at Oklahoma (09/20/2025)
YARDS RUSHING	137	Jackson Arnold at Baylor (08/29/2025)
TD RUSHES	2	Jackson Arnold vs South Alabama (09/13/2025)
	2	Jeremiah Cobb vs Ball St. (09/06/2025)
	2	Jackson Arnold at Baylor (08/29/2025)
LONG RUSH	54	Durell Robinson vs Ball St. (09/06/2025)
PASS ATTEMPTS	32	Jackson Arnold at Oklahoma (09/20/2025)
PASS COMPLETIONS	24	Jackson Arnold vs Ball St. (09/06/2025)
YARDS PASSING	251	Jackson Arnold vs Ball St. (09/06/2025)
TD PASSES	3	Jackson Arnold vs Ball St. (09/06/2025)
LONG PASS	46	Jackson Arnold at Oklahoma (09/20/2025)
RECEPTIONS	9	Eric Singleton, Jr. at Oklahoma (09/20/2025)
YARDS RECEIVING	88	Cam Coleman at Oklahoma (09/20/2025)
TD RECEPTIONS	2	Eric Singleton, Jr. vs Ball St. (09/06/2025)
LONG RECEPTION	46	Cam Coleman at Oklahoma (09/20/2025)
PUNTS	6	Hudson Kaak at Oklahoma (09/20/2025)
PUNTING AVG	45.7	Hudson Kaak at Oklahoma (09/20/2025)
LONG PUNT	49	Hudson Kaak at Oklahoma (09/20/2025)
	49	Hudson Kaak vs Ball St. (09/06/2025)
PUNTS INSIDE 20	2	Hudson Kaak at Oklahoma (09/20/2025)
LONG PUNT RETURN	15	Malcolm Simmons vs Ball St. (09/06/2025)
LONG KICKOFF RETURN	98	Rayshawn Pleasant at Baylor (08/29/2025)
TACKLES	8	Kaleb Harris vs South Alabama (09/13/2025)
SACKS	2	Keyron Crawford vs Ball St. (09/06/2025)
	2	Xavier Atkins vs Ball St. (09/06/2025)
TACKLES FOR LOSS	4	Xavier Atkins vs Ball St. (09/06/2025)

STARTING LINEUPS

OFFENSE	QB	RB	WR	WR	WR/TE	TE	LT	LG	C	RG	RT
at Baylor	Arnold	Alston	Coleman	Singleton	Howard (TE)	Frazier	Chaplin	Wade	Lew	Wright	Murphy
BALL STATE	Arnold	Cobb	Coleman	Singleton	Howard (TE)	Frazier	Chaplin	Wade	Lew	Wright	Murphy
SOUTH ALABAMA	Arnold	Cobb	Coleman	Singleton	Howard (TE)	Frazier	Chaplin	Wade	Lew	Wright	Murphy
at Oklahoma	Arnold	Cobb	Coleman	Singleton	Fields (WR)	Frazier	Chaplin	Wade	Lew	Wright	Murphy
at Texas A&M											
GEORGIA											
MISSOURI											
at Arkansas											
KENTUCKY											
at Vanderbilt											
MERCER											
ALABAMA											

DEFENSE	DE	DT	DT	BUCK	LB	LB	STAR/LB	CB	CB	S	S
at Baylor	Faulk	Walker	Jamison-Travis	K. Crawford	Woodyard	Atkins	Smith	J. Crawford	Lee	Robinson	Harris
BALL STATE	Faulk	Walker	Jamison-Travis	K. Crawford	Riddick	Atkins	Smith	J. Crawford	Lee	Robinson	Harris
SOUTH ALABAMA	Faulk	Walker	Jamison-Travis	K. Crawford	Riddick	Atkins	Woodyard (LB)	J. Crawford	Lee	Robinson	Harris
at Oklahoma	Faulk	Walker	Jamison-Travis	K. Crawford	Woodyard	Atkins	Louidor-Faustin	Pleasant	Lee	Robinson	Harris
at Texas A&M											
GEORGIA											
MISSOURI											
at Arkansas											
KENTUCKY											
at Vanderbilt											
MERCER											
ALABAMA											

3rd-Down Conversions

Date	Opponent	Score	Overall	1st Qtr	2nd Qtr	3rd Qtr	4th Qtr	Overtime
08/29/2025	at Baylor	W 38-24	5-10 50.0	1-2 50.0	1-3 33.3	0-1 0.0	3-4 75.0	0-0 0.0
09/06/2025	Ball St.	W 42-3	6-11 54.5	1-2 50.0	2-4 50.0	0-1 0.0	3-4 75.0	0-0 0.0
09/13/2025	South Alabama	W 31-15	7-13 53.8	1-3 33.3	6-6 100.0	0-3 0.0	0-1 0.0	0-0 0.0
09/20/2025	at Oklahoma	L 17-24	3-15 20.0	1-4 25.0	0-3 0.0	0-3 0.0	2-5 40.0	0-0 0.0
Auburn			21-49 42.9	4-11 36.4	9-16 56.3	0-8 0.0	8-14 57.1	0-0 0.0
Opponents			16-57 28.1	4-15 26.7	3-15 20.0	5-14 35.7	4-13 30.8	0-0 0.0

4th-Down Conversions

Date	Opponent	Score	Overall	1st Qtr	2nd Qtr	3rd Qtr	4th Qtr	Overtime
08/29/2025	at Baylor	W 38-24	1-1 100.0	0-0 0.0	0-0 0.0	0-0 0.0	1-1 100.0	0-0 0.0
09/06/2025	Ball St.	W 42-3	1-1 100.0	0-0 0.0	1-1 100.0	0-0 0.0	0-0 0.0	0-0 0.0
09/13/2025	South Alabama	W 31-15	3-3 100.0	1-1 100.0	0-0 0.0	2-2 100.0	0-0 0.0	0-0 0.0
09/20/2025	at Oklahoma	L 17-24	1-3 33.3	0-0 0.0	0-1 0.0	0-0 0.0	1-2 50.0	0-0 0.0
Auburn			6-8 75.0	1-1 100.0	1-2 50.0	2-2 100.0	2-3 66.7	0-0 0.0
Opponents			8-12 66.7	2-3 66.7	3-4 75.0	1-1 100.0	2-4 50.0	0-0 0.0

Time of Possession

Date	Opponent	Score	Overall	1st Qtr	2nd Qtr	3rd Qtr	4th Qtr	Overtime
08/29/2025	at Baylor	W 38-24	33:18	07:15	09:26	08:04	08:33	00:00
09/06/2025	Ball St.	W 42-3	29:45	06:11	08:11	05:53	09:30	00:00
09/13/2025	South Alabama	W 31-15	28:33	06:49	08:50	08:40	04:14	00:00
09/20/2025	at Oklahoma	L 17-24	35:34	08:02	10:34	05:22	11:36	00:00
Auburn			Total 127:10	28:17	37:01	27:59	33:53	00:00
			Avg. 31:48	07:04	09:15	07:00	08:28	00:00
Opponents			Total 112:50	29:23	25:19	26:06	32:02	00:00
			Avg. 28:12	07:21	06:20	06:32	08:00	00:00

Auburn Inside Opponent Red-Zone

Date	Opponent	Score	Times	Times	Total	Rush Pass FGs				Failed to score inside RZ					
			In RZ	Scored	Pts	TDs	TDs	TDs	Made	FGA	Down	Int	Fumb	Half	Game
08/29/2025	at Baylor	W 38-24	3	3	17	2	2	0	1	1	0	0	0	0	0
09/06/2025	Ball St.	W 42-3	2	2	14	2	0	2	0	0	0	0	0	0	0
09/13/2025	South Alabama	W 31-15	4	4	24	3	3	0	1	1	0	0	0	0	0
09/20/2025	at Oklahoma	L 17-24	3	3	17	2	1	1	1	1	0	0	0	0	0
Totals 12 of 12 (100.0%)			12	12	72	9	6	3	3	3	0	0	0	0	0

Opponents Inside Auburn Red-Zone

Date	Opponent	Score	Times	Times	Total	Rush Pass FGs				Failed to score inside RZ					
			In RZ	Scored	Pts	TDs	TDs	TDs	Made	FGA	Down	Int	Fumb	Half	Game
08/29/2025	Baylor	W 38-24	5	3	17	2	0	2	1	1	2	0	0	0	0
09/06/2025	Ball St.	W 42-3	1	1	3	0	0	0	1	1	0	0	0	0	0
09/13/2025	South Alabama	W 31-15	4	3	15	2	0	2	1	1	0	0	1	0	0
09/20/2025	Oklahoma	L 17-24	4	4	19	2	1	1	2	2	0	0	0	0	0
Totals 11 of 14 (78.6%)			14	11	54	6	1	5	5	5	2	0	1	0	0

##	Player	GP-GS	Baylor	BSU	USA	OK
0	Robert Woodyard Jr.	4/3	START	XXX	START	START
0	Damari Alston	2/1	START	XXX
1	Champ Anthony	2/0	XXX	XXX
1	Eric Singleton, Jr.	4/4	START	START	START	START
3	Chris Murray	4/0	XXX	XXX	XXX	XXX
3	Perry Thompson	4/0	XXX	XXX	XXX	XXX
4	Kayin Lee	4/4	START	START	START	START
4	Malcolm Simmons	4/0	XXX	XXX	XXX	XXX
5	Jahquez Robinson	4/4	START	START	START	START
5	Horatio Fields	4/1	XXX	XXX	XXX	START
6	Bryce Cain	4/0	XXX	XXX	XXX	XXX
6	Demarcus Riddick	4/2	XXX	START	START	XXX
8	Cam Coleman	4/4	START	START	START	START
8	Kaleb Harris	4/4	START	START	START	START
9	Deuce Knight	1/0	...	XXX
9	Elijah Melendez	4/0	XXX	XXX	XXX	XXX
10	Amaris Williams	4/0	XXX	XXX	XXX	XXX
10	Duke Smith	3/0	...	XXX	XXX	XXX
11	Jackson Arnold	4/4	START	START	START	START
11	Jamonta Waller	0/0
12	Ashton Daniels	0/0
12	Blake Woodby	4/0	XXX	XXX	XXX	XXX
13	Raion Strader	4/0	XXX	XXX	XXX	XXX
13	Hollis Davidson III	0/0
14	Rayshawn Pleasant	3/1	XXX	XXX	...	START
14	Hudson Kaak	4/0	XXX	XXX	XXX	XXX
15	Preston Howard	4/3	START	START	START	XXX
15	Keldric Faulk	4/4	START	START	START	START
16	John Colvin	0/0
16	Bryce Deas	4/0	XXX	XXX	XXX	XXX
17	Xavier Atkins	4/4	START	START	START	START
17	Will Myers	0/0
18	J.J. Faulk	1/0	...	XXX
18	Sam Turner	1/0	...	XXX
19	Sylvester Smith	4/2	START	START	XXX	XXX
20	Jacoby Mathews	0/0
21	Durell Robinson	2/0	XXX	XXX
21	AnQuon Fegans	4/0	XXX	XXX	XXX	XXX
22	Alvin Henderson	0/0
22	Donovan Starr	3/0	...	XXX	XXX	XXX
23	Jeremiah Cobb	4/3	XXX	START	START	START
23	Jay Crawford	3/3	START	START	START	...
24	Keyron Crawford	4/4	START	START	START	START
25	Cole Gamble	0/0
25	Eric Winters	4/0	XXX	XXX	XXX	XXX
26	Christian Burnette	0/0
26	A'mon Lane-Ganus	0/0
27	Devin Williams	0/0
28	Camden Etheredge	1/0	...	XXX
28	Kensley Loudior-Faustin	3/1	XXX	...	XXX	START
29	Taye Seymore	0/0
29	Omar Mabson II	3/0	...	XXX	XXX	XXX
31	Joe Phillips	0/0
32	Cade Carlson	4/0	XXX	XXX	XXX	XXX
33	Towns McGough	2/0	XXX	XXX
35	Justin Jones	4/0	XXX	XXX	XXX	XXX
35	Dallas Walker	4/0	XXX	XXX	XXX	XXX
36	Antwon Fegans	1/0	...	XXX
37	John McGuire	0/0
38	Alex McPherson	4/0	XXX	XXX	XXX	XXX

##	Player	GP-GS	Baylor	BSU	USA	OK
40	Hunter Ousley	1/0	...	XXX
41	Connor Gibbs	3/0	...	XXX	XXX	XXX
41	Jared Smith	4/0	XXX	XXX	XXX	XXX
42	Tate Johnson	4/0	XXX	XXX	XXX	XXX
42	Coleman Granberry	3/0	...	XXX	XXX	XXX
43	Caleb Wheatland	2/0	...	XXX	XXX	...
44	Reed Hughes	4/0	XXX	XXX	XXX	XXX
44	Darrion Smith	3/0	XXX	XXX	XXX	...
45	Antonio Melendez	0/0
46	Keaton McNutt	0/0
46	Grey Reebals	0/0
47	Malik Blocton	4/0	XXX	XXX	XXX	XXX
48	Paul Thompson Jr.	4/0	XXX	XXX	XXX	XXX
48	Eli Morton	0/0
49	Tyler Brown	0/0
51	Kail Ellis	2/0	...	XXX	...	XXX
52	Dillon Wade	4/4	START	START	START	START
52	William Grier McDuffie	1/0	...	XXX
53	John Henry Flatt	0/0
55	Malachi Harris	0/0
56	Seth Wilfred	0/0
57	Harrison Clemmer	0/0
58	Tai Buster	1/0	...	XXX
59	Isaac Boulger	0/0
60	Cade Barnett	0/0
64	Benton Cantey	0/0
65	Xavier Chaplin	4/4	START	START	START	START
67	Broderick Shull	0/0
70	Favour Edwin	0/0
71	Dylan Senda	4/0	XXX	XXX	XXX	XXX
72	Izavion Miller	4/0	XXX	XXX	XXX	XXX
74	Jacobe' Ward	1/0	...	XXX
75	Connor Lew	4/4	START	START	START	START
76	Mason Murphy	4/4	START	START	START	START
77	Jeremiah Wright	4/4	START	START	START	START
78	DeAndre Carter	4/0	XXX	XXX	XXX	XXX
79	Tyler Johnson	4/0	XXX	XXX	XXX	XXX
80	Will Upton	0/0
81	Erick Smith	0/0
82	N'nonye Marcus	0/0
84	Ryan Ghea	1/0	...	XXX
85	Cam'Ron King	1/0	...	XXX
87	Brandon Frazier	4/4	START	START	START	START
89	Jake White	1/0	...	XXX
90	Christian Ose-Afiana	0/0
91	Zykeivous Walker	4/4	START	START	START	START
92	Jay Hardy	4/0	XXX	XXX	XXX	XXX
93	Joe Frazier Jr.	0/0
93	Charley Schwinger	0/0
95	Jourdin Crawford	3/0	XXX	XXX	...	XXX
96	Malik Autry	3/0	XXX	XXX	XXX	...
97	Bobby Jamison-Travis	4/4	START	START	START	START
98	James Ash	1/0	...	XXX
99	Antonio Coleman	0/0

GAME 1 // AUBURN 38, BAYLOR 24 // AUG. 29, 2025 // FOX // MCLANE STADIUM (45,233) // WACO, TEXAS

In his Auburn debut, Jackson Arnold, the 2022 national high school player of the year returned to the Lone Star State and led the Tigers to a 38-24 victory over Baylor Friday at McLane Stadium.

Playing two hours south of his hometown in Denton, Texas, Arnold rushed for 137 yards and two touchdowns while adding 108 passing yards, securing Auburn's win with a 27-yard TD rush late in the fourth quarter on fourth down.

Arnold averaged 8.6 yards per carry on 16 rushes while completing 11 of 17 passes to pace Auburn's 307-yard rushing effort.

Leading 17-10 at the half, Auburn doubled its lead on a 70-yard drive with Arnold's 21-yard run crossing midfield and setting up Jeremiah Cobb's 2-yard touchdown to put the Tigers ahead 24-10 with 5:40 remaining in third quarter.

Baylor answered with a 75-yard drive, cutting Auburn's lead to 24-17 on Sawyer Robertson's touchdown pass to Caden Knighten on fourth-and-goal from the 4-yard line with 58 seconds left in the third quarter.

Rayshawn Pleasant immediately regained momentum for the visitors, fielding Baylor's kickoff at Auburn's 2-yard line in the middle of the field, cutting to his left and racing 98 yards down the sideline to give the Tigers a 31-17 lead with 35 friends and family members in attendance.

Baylor responded with a 79-yard touchdown drive, again trimming the Tigers' lead to seven points on Robertson's third touchdown pass, a 4-yarder to Michael Trigg at the 11:48 of the fourth quarter.

Auburn then consumed more than half of the fourth quarter, putting away the game with a 75-yard, 12-play touchdown drive, with Arnold converting three third downs before beating the Bears at their own game, going for it on fourth-and-1 and scoring on a 27-yard run up the middle for the game's final score with 4:32 remaining.

Baylor took a 3-0 lead on the game's opening possession on Connor Hawkins 36-yard field goal. On their second drive, the Bears had first-and-goal at Auburn's 8-yard line after a 57-yard pass completion, but the Tigers held Baylor to 5 yards on three rushes, then forced an incompletion on fourth down to take over on downs.

Auburn drove 96 yards on 12 plays to take a 7-3 lead with Arnold picking up a first down with a 9-yard run on third-and-7. Consecutive false start penalties gave Auburn first-and-20, but a 26-yard pass from Arnold to Malcolm Simmons picked up a first down at Baylor's 37-yard line. Two plays later, Arnold rushed up the middle behind a block from center Connor Lew and cut to his right for a 24-yard touchdown.

Auburn's defense recorded a three-and-out, then the Tigers claimed a 14-3 with a run-heavy, seven-play, 65-yard drive that Damari Alston capped with a 9-yard touchdown run at the 10:29 mark of the second quarter.

Arnold's 23-yard pass to Cam Coleman set up Alex McPherson's 21-yard field goal with 5:45 left in the first half, giving the Tigers 17 consecutive points. Baylor cut Auburn's lead to 17-10 at the half with 3:21 to play in the half on Robertson's 33-yard touchdown pass on fourth-and-8.



TEAM STATISTICS

	AU	BAY
First Downs	25	23
Rushes-Yards	52-307	24-64
Passing Yards	108	419
Comp-Att-Int	11-17-0	27-48-0
Total Plays-Yards	69-415	72-483
Punts-Avg.	3-39.3	2-37.5
Fumbles-Lost	1-0	0-0
Penalties-Yards	9-83	6-55
3rd Down Conv.	5-10	5-15
Time of Possession	33:18	26:42

INDIVIDUAL STATISTICS

RUSHING

AUBURN - Arnold 16-151 (2 TD), Alston 16-84 (TD), Cobb 16-74 (TD), Singleton 2-10, Robinson 1-3, TEAM 1(-1)
 BAYLOR - Washington 14-54, Knighten 6-29, Robertson 4(-19)

PASSING

AUBURN - Arnold 11-17-0-108
 BAYLOR - Robertson 27-48-0-419 (3 TD)

RECEIVING

AUBURN - Singleton 3-20, Fields 2-17, Frazier 2-15, Simmons 1-26, Coleman 1-23, Howard 1-7, Cobb 1-0
 BAYLOR - Wilson 8-134, Trigg 7-99 (TD), Hawkins 4-70, Cameron 2-54, Prentice 2-38 (TD), Washington 2-2, Brown 1-18, Knighten 1-4 (TD)

INTERCEPTIONS

AUBURN - None
 BAYLOR - None

	1	2	3	4	OT	FINAL	FIELD GOAL BREAKDOWN
AUBURN	7	10	14	7	-	38	(21)
BAYLOR	3	7	7	7	-	24	(36)

TEAM	QTR.	TIME	SCORING PLAY	DRIVE	SCORE
Baylor	1	10:36	Hawkins 36-yd FG	13-56, 4:24	0-3
Auburn	1	0:34	Arnold 24-yd rush (McPherson kick)	12-96, 5:53	7-3
Auburn	2	10:29	Alston 9-yd rush (McPherson kick)	7-65, 3:43	14-3
Auburn	2	5:45	McPherson 21-yd FG	7-41, 2:58	17-3
Baylor	2	3:21	Prentice 33-yd pass from Robertson (Hawkins kick)	8-75, 2:24	17-10
Auburn	3	5:40	Cobb 2-yd rush (McPherson kick)	9-71, 4:12	24-10
Baylor	3	0:58	Knighten 4-yd pass from Robertson (Hawkins kick)	10-75, 4:42	24-17
Auburn	3	0:43	Pleasant 98-yd kickoff return (McPherson kick)	-	31-17
Baylor	4	11:48	Trigg 4-yd pass from Robertson (Hawkins kick)	9-79, 3:49	31-24
Auburn	4	4:32	Arnold 27-yd rush (McPherson kick)	12-75, 7:16	38-24

GAME 2 // AUBURN 42, BALL STATE 3 // SEPT. 6, 2025 // ESPNU // JORDAN-HARE STADIUM (88,043) // AUBURN, ALA.

Holding Ball State to minus-3 rushing yards thanks to 14 tackles for loss, Auburn used three Jackson Arnold touchdown passes and two Jeremiah Cobb touchdown runs to defeat Ball State 42-3 Saturday in Kickoff on The Plains at Jordan-Hare Stadium.

After relying on the run in its season-opening win at Baylor, Auburn went to the air early and often in its home opener, with Arnold completing 24 of 28 passes for 251 yards.

With linemen Xavier Chaplin, Dillon Wade and Connor Lew creating a running lane to his left, Cobb broke a tackle at Ball State's 20-yard line and scored on a 46-yard touchdown run to give Auburn a 7-0 lead at the 4:15 mark of the first quarter.

Arnold put Auburn ahead 14-0 in the final minute of the first quarter with a 30-yard touchdown pass to Eric Singleton Jr., who motioned across the field and used his running start to clear the nearest defender by 15 yards for his first Tiger touchdown.

Auburn extended its lead to 21-0 when Arnold connected with an uncovered Horatio Fields for an 11-yard touchdown with 37 seconds left in the first half.

Midway through the third quarter, Cobb cruised 45 yards for his second score to give Auburn a 28-0 lead. Cobb rushed for a career-high 121 yards on 11 carries, averaging 11 yards per rush.

After Ball State recovered an Auburn fumble on the Tigers' 23-yard line, the Cardinals avoided a shutout by kicking a 22-yard field goal late in the third quarter.

Arnold ended his night on a high note, connecting with Singleton for a 13-yard touchdown to give Auburn a 35-3 lead with 12:22 left in the game.

Freshman quarterback Deuce Knight relieved Arnold, rushing for a first down on third-and-10 in his Auburn debut. Knight's first career completion went for 14 yards to Camden Etheredge.

Durrell Robinson capped the scoring with a 54-yard touchdown run with 5:13 to play.

Cam Coleman led Auburn with seven receptions for 77 yards. Sylvester Smith led Auburn with six tackles, all solos. Xavier Atkins delivered a memorable performance with five tackles, including four tackles for loss and a pair of sacks. Keyron Crawford added two sacks while Demarcus Riddick and Jared Smith each made one, helping Auburn hold Ball State to 68 total yards.

For the second straight week, Auburn negated its opponents rushing attack, holding Ball State to negative-3 yards on 33 attempts. In two games, Auburn has allowed only 61 yards rushing.

Keyron Crawford led Auburn with seven tackles and one of the Tigers' four sacks.



TEAM STATISTICS

	BSU	AU
First Downs	6	25
Rushes-Yards	33(-3)	42-266
Passing Yards	71	271
Comp-Att-Int	10-16-0	26-33-0
Total Plays-Yards	49-68	67-495
Punts-Avg.	10-46.7	3-38.0
Fumbles-Lost	2-1	5-1
Penalties-Yards	7-57	8-65
3rd Down Conv.	1-14	6-11
Time of Possession	30:15	29:45

INDIVIDUAL STATISTICS

RUSHING

BALL STATE - Ashley 12-10, Jackson 6-8, Kelly 15(-21)
 AUBURN - Cobb 11-121 (2 TD), Robinson 2-54 (TD), Mabson 4-25, Knight 4-16, Jones 2-6, Arnold 9-5, TEAM 2(-3)

PASSING

BALL STATE - Kelly 10-16-0-71
 AUBURN - Arnold 24-28-0-251 (3 TD), Knight 2-5-0-20

RECEIVING

BALL STATE - Weatherly 5-42, Ashley 3(-2), Robinson 1-16, Magwood 1-15.
 AUBURN - Coleman 7-77, Fields 6-51 (TD), Singleton 4-64 (2 TD), Simmons 4-37, Etheredge 1-14, Howard 1-8, Thompson 1-7, Ghea 1-7, King 1-6

INTERCEPTIONS

BALL STATE - None
 AUBURN - None

	1	2	3	4	OT	FINAL	FIELD GOAL BREAKDOWN
BALL STATE	0	0	3	0	-	3	(22)
AUBURN	14	7	7	14	-	42	52

TEAM	QTR.	TIME	SCORING PLAY	DRIVE	SCORE
Auburn	1	4:15	Cobb 46 yd rush (McPherson kick)	2-55, 0:42	7-0
Auburn	1	0:44	Singleton 30-yd pass from Arnold (McPherson kick)	3-50, 1:11	14-0
Auburn	2	0:37	Fields 11-yd pass from Arnold (McPherson kick)	9-67, 3:14	21-0
Auburn	3	7:32	Cobb 45 yd rush (McPherson kick)	4-79, 1:40	28-0
Ball State	3	1:04	Holmer 22 yd FG	7-19, 3:50	28-3
Auburn	4	12:22	Singleton 13 yd pass from Arnold (McPherson kick)	9-72, 3:36	35-3
Auburn	4	5:13	Robinson 54 yd rush (McPherson kick)	1-54, 0:10	42-3

GAME 3 // #24 AUBURN 31, SOUTH ALABAMA 15 // SEPT. 13, 2025 // SEC NETWORK // JORDAN-HARE STADIUM (88,043) // AUBURN, ALA.

Jackson Arnold accounted for three touchdowns and the Tigers forced two turnovers to lead No. 24 Auburn to a 31-15 Homecoming victory over South Alabama Saturday at sold-out Jordan-Hare Stadium.

Arnold rushed for 50 yards and two touchdowns on 10 carries while completing 13 of 24 passes for 142 yards and a touchdown. Jeremiah Cobb logged his second straight 100-yard rushing game, totaling 119 yards on 19 carries with a touchdown, an average of 6.3 yards per attempt.

On the opening drive, Auburn went for it fourth-and-5 from South Alabama's 46, moving the chains on Arnold's 14-yard pass to Eric Singleton Jr., then scoring on the next play on Arnold's 32-yard pass to Cam Coleman.

It was the first of three scoring drives of 10 plays or more for Auburn. South Alabama responded with a 29-yard field goal to cut Auburn's lead to 7-3. Late in the first quarter, Keyron Crawford made his first career interception, picking off a pass that deflected off a South Alabama receiver. Crawford continued his breakout season, adding two tackles for loss among his five tackles.

Capitalizing on Crawford's takeaway, Auburn needed only five plays to take a 14-3 lead early in the second quarter on Arnold's 6-yard touchdown run, his third rushing TD of the season.

After Auburn's defense forced a three-and-out, Arnold connected with a leaping Horatio Fields for 14 yards on third-and-9 to set up Arnold's second touchdown run, a 5-yarder that put the Tigers on top 21-3 with 9:48 remaining in the second quarter.

South Alabama drove 75 yards and scored on Bishop Davenport's 20-yard pass to Jeremy Scott, trimming the Tigers' lead to 21-9 after a missed extra point attempt.

Auburn answered with its own 75-yard drive, converting three third downs on a 14-play march that ended with Cobb's 2-yard touchdown run, giving the Tigers a 28-9 lead with 40 seconds remaining in the first half. The Tigers were 7-for-9 on third down in the first two quarters.

South Alabama opened the third quarter with an 11-play, 75-yard touchdown drive, scoring on Davenport's 12-yard touchdown pass to Devin Voisin before the Jags missed a second extra point attempt, cutting Auburn's lead to 28-15.

Auburn held the ball for the next 8 minutes and 34 seconds, taking a 31-15 advantage on Alex McPherson's 34-yard field goal with 1:15 to play in the third quarter.

South Alabama drove to Auburn's 17-yard line, but on third-and-8, Jared Smith forced a fumble that Xavier Atkins recovered for the Tigers' second takeaway.

Auburn erased another scoring threat in the fourth quarter, stopping the Jags on fourth down after a 15-play drive. Kaleb Harris led Auburn with eight tackles, all of them solos including a tackle for loss.



TEAM STATISTICS

	USA	AU
First Downs	20	19
Rushes-Yards	42-140	39-195
Passing Yards	170	142
Comp-Att-Int	18-26-1	13-24-0
Total Plays-Yards	68-310	63-337
Punts-Avg.	1-39.0	2-44.0
Fumbles-Lost	1-1	0-0
Penalties-Yards	5-35	4-43
3rd Down Conv.	7-16	7-13
Time of Possession	31:27	28:33

INDIVIDUAL STATISTICS

RUSHING

SOUTH ALABAMA - Bullock 16-57, Martin 11-34, Davenport 7-27, Phillips 8-26
 AUBURN - Cobb 19-119 (TD), Arnold 10-50 (2 TD), Singleton 3-15, Mabson 5-13, TEAM 2(-2)

PASSING

SOUTH ALABAMA - Davenport 18-26-1-170 (2 TD)
 AUBURN - Arnold 13-24-0-142 (TD)

RECEIVING

SOUTH ALABAMA - Eager 8-55, Voisin 4-45 (TD), Jenkins 2-31, Scott 2-21 (TD), Thomas 1-16, Phillips 1-2
 AUBURN - Singleton 6-65, Coleman 2-49 (TD), Fields 2-40, Mabson 1-7, Thompson 1-4, Cain 1(-3)

INTERCEPTIONS

SOUTH ALABAMA - None
 AUBURN - K. Crawford 1-1

	1	2	3	4	OT	FINAL	FIELD GOAL BREAKDOWN
SOUTH ALABAMA	3	6	6	0	-	15	(29)
AUBURN	7	21	3	0	-	31	(34)

TEAM	QTR.	TIME	SCORING PLAY	DRIVE	SCORE
Auburn	1	9:09	Coleman 32-yd pass from Arnold (McPherson kick)	12-92, 5:51	7-0
South Alabama	1	3:43	DiBoyan 29-yd FG	12-64, 5:26	7-3
Auburn	2	14:14	Arnold 6-yd rush (McPherson kick)	5-33, 1:30	14-3
Auburn	2	9:48	Arnold 5-yd rush (McPherson kick)	7-54, 2:36	21-3
South Alabama	2	5:24	Scott 20-yd pass from Davenport (kick failed)	10-75, 4:24	21-9
Auburn	2	0:40	Cobb 2-yd rush (McPherson kick)	14-75, 4:44	28-9
South Alabama	3	9:55	Voisin 12-yd pass from Davenport (kick failed)	11-75, 5:05	28-15
Auburn	3	1:15	McPherson 34-yd FG	16-62, 8:34	31-15

GAME 4 // #11 OKLAHOMA 24, #22 AUBURN 17 // SEPT. 20, 2025 // ABC // OKLAHOMA MEMORIAL STADIUM (83,639) // NORMAN, OKLA.

Malcolm Simmons gave the Tigers a fourth-quarter lead but No. 11 Oklahoma answered with a game-winning drive to defeat No. 22 Auburn 24-17 in the SEC opener Saturday at Oklahoma Memorial Stadium.

Trailing 16-10 after Oklahoma opened the fourth quarter with a field goal, the Tigers drove 75 yards on 14 plays, converting on fourth-and-11 from Oklahoma's 38-yard line on Jackson Arnold's 15-yard run.

On fourth-and-6 from the Sooners' 19, a pass interference penalty gave the Tigers a first down at the 4, setting up Simmons' game-tying touchdown and Alex McPherson's tie-breaking extra point with 7:08 to play. Oklahoma (4-0, 1-0) moved 75 yards in six plays, taking a 22-17 lead on John Mateer's 9-yard rush with 4:54 to play. Auburn's final possession ended with a safety when Oklahoma sacked Arnold in the end zone, the Sooners' 10th sack of the game. Tied 10-10 at the half, the teams traded three-and-outs before the Sooners took a 13-10 lead midway through the third quarter.

After another exchange of three-and-outs, Jeremiah Cobb broke a tackle at the line of scrimmage, spun away from another defender 15 yards downfield and picked up 44 yards to Oklahoma's 33-yard line, Auburn's longest rush of the game. After two incompletions and a false start penalty, the Tigers missed a potentially game-tying 50 yard field goal attempt. Oklahoma extended its lead to 16-10 with a 28-yard field goal on the first play of the fourth quarter before Auburn consumed the next 7 minutes and 48 seconds on its go-ahead drive.

Auburn appeared to have scored on defense on the Sooners' first possession when Jahquez Robinson forced a fumble that Kayin Lee recovered and returned for a touchdown, but the play was ruled an incomplete pass after a video review. Oklahoma capitalized on that ruling by kicking a 49-yard to take a 3-0 lead midway through the first quarter.

Pinned at its own 7-yard line after a kick return penalty, Auburn delivered its longest pass play of the season when Arnold threw deep to Cam Coleman for 46 yards. The Tigers drove 87 yards and tied the score at 3-3 on McPherson's 24-yard field goal at the 3:56 mark of the first quarter.

Facing a similar situation in the second quarter after a 66-yard Oklahoma punt, Arnold threw from his end zone on first down, connecting with Coleman for 40 yards before four penalties derailed the drive. Auburn lost 12 yards after a low snap while attempting to punt, giving the Sooners the ball on the Tigers' 12-yard line. A penalty and Bobby Jamison-Travis' tackle for loss sent the Sooners backwards, but Oklahoma took a 10-3 lead on John Mateer's 24-yard touchdown pass to Isaiah Sategna III, who appeared to be exiting the field but stayed inbounds, in an apparent violation of a rule prohibiting substitution deception.

The teams traded three-and-outs, the third for Auburn's defense in the opening half, setting the stage for a game-tying drive. Arnold went 5-for-5 on an eight-play, 60-yard drive, finding Eric Singleton Jr. three times for 27 yards and a pair of first downs. Singleton made a career-high nine receptions for 60 yards. On second-and-goal from Oklahoma's 2-yard line, Arnold threw a fade to Coleman, whose 10th career touchdown and McPherson's extra point tied the score at 10-10 with 1:08 to play in the first half.



TEAM STATISTICS

	AU	OU
First Downs	18	16
Rushes-Yards	36-67	26-32
Passing Yards	220	271
Comp-Att-Int	21-33-0	24-36-0
Total Plays-Yards	69-287	62-303
Punts-Avg.	6-45.7	5-54.4
Fumbles-Lost	0-0	1-1
Penalties-Yards	13-85	9-99
3rd Down Conv.	3-15	3-12
Time of Possession	35:34	24:26

INDIVIDUAL STATISTICS

RUSHING

AUBURN - Cobb 6-61, Alston 7-25, Simmons 1-4 (TD), Arnold 21(-11), Kaak 1(-12)
 OKLAHOMA - Mateer 10-29 (TD), Blaylock 11-13, Barnes 1-0, Burks 1(-3), TEAM 1(-3), Sategna 1(-4)

PASSING

AUBURN - Arnold 21-32-0-220 (TD); Singleton 0-1-0-0
 OKLAHOMA - Mateer 24-36-0-271 (TD)

RECEIVING

AUBURN - Singleton 9-60, Simmons 4-30, Coleman 3-88 (TD), Alston 3-24, Fields 2-18
 OKLAHOMA - Sategna 9-127 (TD), Burks 6-40, Kanak 4-62, Lewis 2-29, Blaylock 2-10, Carreon 1-3

INTERCEPTIONS

AUBURN - None
 OKLAHOMA - None

	1	2	3	4	OT	FINAL	FIELD GOAL BREAKDOWN
AUBURN	3	7	0	7	-	17	(24) 50
OKLAHOMA	3	7	3	11	-	24	(49) (32) (28)

TEAM	QTR.	TIME	SCORING PLAY	DRIVE	SCORE
Oklahoma	1	8:32	Sandell 49-yd FG	12-39, 4:29	0-3
Auburn	1	3:56	McPherson 24-yd FG	10-87, 4:31	3-3
Oklahoma	2	10:45	Sategna 24-yd pass from Mateer (Sandell kick)	2-12, 0:50	3-10
Auburn	2	1:08	Coleman 2-yd pass from Arnold (McPherson kick)	8-60, 3:17	10-10
Oklahoma	3	8:36	Sandell 32-yd FG	11-46, 4:21	10-13
Oklahoma	4	14:56	Sandell 28-yd FG	8-58, 3:09	10-16
Auburn	4	7:08	Simmons 4-yd rush (McPherson kick)	14-75, 7:48	17-16
Oklahoma	4	4:54	Mateer 9-yd rush (pass failed)	6-75, 2:14	17-22
Oklahoma	4	1:06	Thomas safety	--	17-24

LAST TIME...

TEAM

TEAM SCORING

50 Points Scored by Team

By Auburn: Auburn 73, Alabama A&M 3, Aug. 31, 2024
By Opponent: #1 Alabama 52, Auburn 21, Nov. 24, 2018

40 Points Scored by Team

By Auburn: Auburn 42, Ball State 3, Sept. 6, 2025
By Opponent: Auburn 43, #15 Texas A&M 41, Nov. 23, 2024

30 Points Scored by Team

By Auburn: Auburn 31, South Alabama 15, Sept. 13, 2025
By Opponent: Auburn 43, #15 Texas A&M 41, Nov. 23, 2024

TEAM OFFENSE

35 First Downs

By Auburn: 36 vs. ULM, Oct. 1, 2016
By Opponent: --

30 First Downs

By Auburn: 32 at Arkansas, Nov. 11, 2023
By Opponent: 31 by Mississippi State, Nov. 13, 2021

TEAM RUSHING

500 Yards Rushing

By Auburn: 543 vs. #17 Arkansas, Oct. 22, 2016
By Opponent: --

400 Yards Rushing

By Auburn: 467 vs. Kent State, Sept. 14, 2019
By Opponent: 448 by #9 Ole Miss, Oct. 15, 2022

300 Yards Rushing

By Auburn: 307 at Baylor, Aug. 29, 2025
By Opponent: 448 by #9 Ole Miss, Oct. 15, 2022

300 Yards Rushing in Consecutive Games

By Auburn: 316 vs. Akron, 367 vs. Alabama State, Sept. 4/11, 2021

70 Rushing Attempts

By Auburn: 74 vs. #5 Missouri [SECCG], Dec. 7, 2013
By Opponent: --

60 Rushing Attempts

By Auburn: 62 vs. Kent State, Sept. 14, 2019
By Opponent: 69 by #9 Ole Miss, Oct. 15, 2022

50 Rushing Attempts

By Auburn: 52 at Baylor, Aug. 29, 2025
By Opponent: 54 by #13 Alabama, Nov. 30, 2024

7+ Rushing TD

By Auburn: 7 vs. #17 Arkansas, Oct. 22, 2016
By Opponent: --

6+ Rushing TD

By Auburn: 6 vs. UMass, Sept. 2, 2023
By Opponent: 6 by #2 Georgia, Oct. 8, 2022

5+ Rushing TD

By Auburn: 6 vs. UMass, Sept. 2, 2023
By Opponent: 6 by #2 Georgia, Oct. 8, 2022

4+ Rushing TD

By Auburn: 4 at Baylor, Aug. 29, 2025
By Opponent: 4 by #13 Alabama, Nov. 30, 2024

TEAM PASSING

450 Yards Passing

By Auburn: 451 vs. Alabama A&M, Aug. 31, 2024
By Opponent: 500 by Northwestern, Jan. 1, 2010 [Outback]

400 Yards Passing

By Auburn: 451 vs. Alabama A&M, Aug. 31, 2024
By Opponent: 419 by Baylor, Aug. 29, 2025

350 Yards Passing

By Auburn: 451 vs. Alabama A&M, Aug. 31, 2024
By Opponent: 419 by Baylor, Aug. 29, 2025

300 Yards Passing

By Auburn: 301 at #13 Alabama, Nov. 30, 2024
By Opponent: 419 by Baylor, Aug. 29, 2025

50+ Passing Attempts

By Auburn: 50 vs. Georgia, Nov. 16, 2019
By Opponent: 59 by Western Kentucky, Nov. 19, 2022

30+ Pass Completions

By Auburn: 30 vs. Georgia, Nov. 16, 2019
By Opponent: 42 by Mississippi State, Nov. 5, 2022

5+ Passing TD

By Auburn: 5 vs. ULM, Nov. 16, 2024
By Opponent: 6 by Mississippi State, Nov. 13, 2021

4+ Passing TD

By Auburn: 5 vs. ULM, Nov. 16, 2024
By Opponent: 6 by Mississippi State, Nov. 13, 2021

3+ Passing TD

By Auburn: 3 vs. Ball State, Sept. 6, 2025
By Opponent: 3 by Baylor, Aug. 29, 2025

TOTAL OFFENSE

700+ Yards

By Auburn: 706 vs. Arkansas St., Sept. 10, 2016
By Opponent: --

600+ Yards

By Auburn: 628 vs. Alabama A&M, Aug. 31, 2024
By Opponent: 602 by Texas A&M, Oct. 19, 2013

500+ Yards

By Auburn: 507 vs. ULM, Nov. 16, 2024
By Opponent: 563 by #22 LSU, Oct. 14, 2023

Ran 90+ Plays

By Auburn: 90 vs. Ole Miss, Nov. 2, 2019
By Opponent: 90 by Ole Miss, Oct. 29, 2016

Ran 80+ Plays

By Auburn: 80 at #1 Alabama, Nov. 28, 2020
By Opponent: 87 by #15 Texas A&M, Nov. 23, 2024

TOTAL DEFENSE

Shutout

By Auburn: 62-0 vs. Alabama State, Sept. 11, 2021
By Opponent: 49-0 at #2 Alabama, Nov. 24, 2012

Did not allow an offensive touchdown

By Auburn: 42-3 vs. Ball State, Sept. 6, 2025
By Opponent: 27-10 at Texas A&M, Sept. 23, 2023

Held Opponent to 300 Yards Total Offense

By Auburn: 68 vs. Ball State, Sept. 6, 2025
By Opponent: 287 by #11 Oklahoma, Sept. 20, 2025

Held Opponent to 200 Yards Total Offense

By Auburn: 68 vs. Ball State, Sept. 6, 2025
By Opponent: 200 at Texas A&M, Sept. 23, 2023

Held Opponent to 100 Yards Rushing

By Auburn: 32 at #11 Oklahoma, Sept. 20, 2025
By Opponent: 67 by #11 Oklahoma, Sept. 20, 2025

Held Opponent to 50 Yards Rushing

By Auburn: 32 at #11 Oklahoma, Sept. 20, 2025
By Opponent: 22 by #3 Alabama, Nov. 27, 2021

Held Opponent to 100 Yards Passing

By Auburn: 71 vs. Ball State, Sept. 6, 2025
By Opponent: 93 by #8 Alabama, Nov. 25, 2023

Held Opponent to 10 or Fewer First Downs

By Auburn: 6 vs. Ball State, Sept. 6, 2025
By Opponent: 10 by #2 Georgia, Oct. 8, 2022

Recorded 10+ Sacks

By Auburn: 11 vs. #8 Alabama, Nov. 19, 2005
By Opponent: 10 by #11 Oklahoma, Sept. 20, 2025

3+ Interceptions

By Auburn: 3 vs. Alabama St., Sept. 8, 2018
By Opponent: 4 by Arkansas, Sept. 21, 2024

Scored a Safety

By Auburn: vs. Akron (Team), Sept. 4, 2021
By Opponent: by #11 Oklahoma (Team), Sept. 20, 2025

LAST TIME...

MISC.

Did Not Commit a Turnover

By Auburn: at #11 Oklahoma, Sept. 20, 2025
By Opponent: by Baylor, Aug. 29, 2025

Did Not Commit a Penalty

By Auburn: vs. ULM, Nov. 16, 2024

Scored on Offense, Defense & Special Teams

By Auburn: vs. Arkansas, Oct. 16, 2021 (4 offense [2 pass, 2 rush], 1 defense [fumble recovery TD], 1 special teams [1 FG])

By Opponent: by #11 Oklahoma, Sept. 20, 2025 (2 offense [1 pass, 1 rush], 1 defense [safety], 3 special teams (3 FGs))

Scored a 2-Point Conversion

By Auburn: at #13 Alabama [Jarquez Hunter rush], Nov. 30, 2024
By Opponent: by #19 Missouri [Brady Cook rush], Oct. 19, 2024

INDIVIDUAL - OFFENSE

RUSHING

200 Yards Rushing

By Auburn: 278 by Jarquez Hunter at Kentucky, Oct. 26, 2024
By Opponent: 271 by Derrick Henry of #2 Alabama, Nov. 28, 2015

150 Yards Rushing

By Auburn: 278 by Jarquez Hunter at Kentucky, Oct. 26, 2024
By Opponent: 171 by Raheim Sanders of Arkansas, Oct. 29, 2022

100 Yards Rushing

By Auburn: 119 by Jeremiah Cobb vs. South Alabama, Sept. 13, 2025
By Opponent: 104 by Jalen Milroe of #13 Alabama, Nov. 30, 2024

100 Yards Rushing in the First Half

By Auburn: 131 (9 att.) by Jarquez Hunter at Vanderbilt, Nov. 4, 2023

100 Yards Rushing in the First Quarter

By Auburn: 121 (4 att.) by Jarquez Hunter at Vanderbilt, Nov. 4, 2023

100 Yards Rushing In Consecutive Games

By Auburn: by Jeremiah Cobb vs. Ball State (121) & vs. South Alabama (119), Sept. 6 & 13, 2025

100 Yards Rushing In Three Consecutive Games

By Auburn: by J. Hunter vs. Miss State (144), at Vanderbilt (183), at Arkansas (109), Oct. 28/Nov. 4/11, 2023

3 Players with 100 Yards Rushing

By Auburn: 135 by Ja'Tarvious Whitlow, 102 by Joey Gatewood and 102 by Shaun Shivers vs. Kent State, Sept. 14, 2019
By Opponent: 139 by Quinshon Judkins, 136 by Zach Evans and 115 by Jaxson Dart of #9 Ole Miss, Oct. 15, 2022

2 Players with 100 Yards Rushing

By Auburn: 134 by J. Hunter, 121 by R. Ashford at #7 Alabama, Nov. 26, 2022
By Opponent: 139 by Quinshon Judkins, 136 by Zach Evans and 115 by Jaxson Dart of #9 Ole Miss, Oct. 15, 2022

4+ TD

By Auburn: 5 by Kerryon Johnson at Missouri, Sept. 23, 2017
By Opponent: --

3+ TD

By Auburn: 3 by Jarquez Hunter vs. #15 Texas A&M, Nov. 23, 2024
By Opponent: 3 by Jalen Milroe of #13 Alabama, Nov. 30, 2024

2+ TD

By Auburn: 2 by Jackson Arnold vs. South Alabama, Sept. 13, 2025
By Opponent: 3 by Jalen Milroe of #13 Alabama, Nov. 30, 2024

Had an 80-Yard Run

By Auburn: 94 by Jarquez Hunter vs. Alabama State, Sept. 11, 2021
By Opponent: 88 by Lamical Perine of #10 Florida, Oct. 5, 2019

Had a 70-Yard Run

By Auburn: 94 by Jarquez Hunter vs. Alabama State, Sept. 11, 2021
By Opponent: 79 by Amari Daniels of Texas A&M, Sept. 23, 2023

Had a 60-Yard Run

By Auburn: 67 by Jarquez Hunter at Vanderbilt, Nov. 4, 2023
By Opponent: 79 by Amari Daniels of Texas A&M, Sept. 23, 2023

RECEIVING

200 Yards Receiving

By Auburn: 206 by Sammie Coates at #2 Alabama, Nov. 29, 2014
By Opponent: 204 by Tyler Johnson of #16 Minnesota [Outback], Jan. 1, 2020

150 Yards Receiving

By Auburn: 156 by KeAndre Lambert-Smith vs. Arkansas, Sept. 21, 2024
By Opponent: 157 by Brock Bowers of #1 Georgia, Sept. 30, 2023

100 Yards Receiving

By Auburn: 116 by KeAndre Lambert-Smith at #13 Alabama, Nov. 30, 2024
By Opponent: 127 by Isaiah Sategna III of #11 Oklahoma, Sept. 20, 2025

100 Yards Receiving In Consecutive Games

By Auburn: by KeAndre Lambert-Smith vs. ULM (104), vs. #15 Texas A&M (104) & at Alabama (116), Nov. 16-30, 2024

100 Yards Receiving In Three Consecutive Games

By Auburn: by KeAndre Lambert-Smith vs. ULM (104), vs. #15 Texas A&M (104) & at Alabama (116), Nov. 16-30, 2024

2 Players with 100 Yards Receiving

By Auburn: 128 by Cam Coleman & 104 by KeAndre Lambert-Smith vs. #15 Texas A&M, Nov. 23, 2024
By Opponent: 161 by Callen Hightower & 118 by Trent Cowan of Idaho, Nov. 21, 2015

2 Players with 100 Yards Receiving In Consecutive Games

By Auburn: by Cam Coleman vs. ULM (100) & vs. #15 Texas A&M (128) & KeAndre Lambert-Smith vs. ULM (104) & vs. #15 Texas A&M (104), Nov. 16 & 23, 2024

4+ TD

By Auburn: 4 by Alexander Wright vs. Pacific, Sept. 9, 1989
By Opponent: 4 by Mike Evans of #7 Texas A&M, Oct. 19, 2013

3+ TD

By Auburn: 3 by Cam Coleman vs. ULM, Nov. 16, 2024
By Opponent: 3 by Jaylen Waddle of #5 Alabama, Nov. 30, 2019

2+ TD

By Auburn: 2 by Eric Singleton Jr. vs. Ball State, Sept. 6, 2025
By Opponent: 2 by Nyzhiah Hunter of California, Sept. 7, 2024

Caught a TD in Consecutive Games

By Auburn: by Cam Coleman vs. South Alabama (1) & at #11 Oklahoma (1), Sept. 20, 2025

Caught a TD in 3 Consecutive Games

By Auburn: by Cam Coleman vs. ULM (3) vs. #15 Texas A&M (2) & at #13 Alabama (1), Nov. 16-30, 2024

Caught a TD in 4 Consecutive Games

By Auburn: by Seth Williams at #17 Texas A&M (1), vs. Mississippi State (2), at #10 Florida (1) and at Arkansas (2), 2019

Caught a TD in 5 Consecutive Games

By Auburn: by Seth Williams at #17 Texas A&M (1), vs. Mississippi State (2), at #10 Florida (1), at Arkansas (2) and at #2 LSU (1), 2019

Caught 15 Passes in a Game

By Auburn: 17 by Willie Goshua at Arkansas, Oct. 28, 1995
By Opponent: --

Caught 10 Passes in a Game

By Auburn: 10 by Anthony Schwartz vs. Arkansas, Oct. 10, 2020
By Opponent: 12 by Malachi Corley of Western Kentucky, Nov. 19, 2022

Caught 7+ Passes in a Game

By Auburn: 9 by Eric Singleton Jr. at #11 Oklahoma, Sept. 20, 2025
By Opponent: 9 by Isaiah Sategna III of #11 Oklahoma, Sept. 20, 2025

PASSING

400 Yards Passing

By Auburn: 456 by Nick Marshall at #2 Alabama, Nov. 29, 2014
By Opponent: 419 by Sawyer Robertson of Baylor, Aug. 29, 2025

300 Yards Passing

By Auburn: 301 by Payton Thorne #13 Alabama, Nov. 30, 2024
By Opponent: 419 by Sawyer Robertson of Baylor, Aug. 29, 2025

50+ Pass Attempts

By Auburn: 50 by Bo Nix vs. Georgia, Nov. 16, 2019
By Opponent: 55 by Austin Reed of Western Kentucky, Nov. 19, 2022

40+ Pass Attempts

By Auburn: 41 by Payton Thorne at #13 Alabama, Nov. 30, 2024
By Opponent: 48 by Sawyer Robertson of Baylor, Aug. 29, 2025

30+ Pass Completions

By Auburn: 30 by Bo Nix vs. Georgia, Nov. 16, 2019
By Opponent: 42 by Will Rogers of Mississippi State, Nov. 5, 2022

LAST TIME...

5+ TD

By Auburn: 5 by Payton Thorne vs. ULM, Nov. 16, 2024
By Opponent: 6 by Will Rogers of Mississippi State, Nov. 13, 2021

4+ TD

By Auburn: 5 by Payton Thorne vs. ULM, Nov. 16, 2024
By Opponent: 6 by Will Rogers of Mississippi State, Nov. 13, 2021

3+ TD

By Auburn: **3 by Jackson Arnold vs. Ball State, Sept. 6, 2025**
By Opponent: **3 by Sawyer Robertson of Baylor, Aug. 29, 2025**

Threw 3+ TD in Consecutive Games

By Auburn: by Jarrett Stidham at Texas A&M (3), vs. Georgia (3), Nov. 4/11, 2017

Completed an 80-Yard Pass

By Auburn: 91 by Bo Nix to Anthony Schwartz vs. LSU, Oct. 31, 2020
By Opponent: 99 by AJ McCarron to Amari Cooper of #1 Alabama, Nov. 30, 2013

Completed a 70-Yard Pass

By Auburn: 71 by Bo Nix to Demetris Robertson at #19 Arkansas, Oct. 16, 2021
By Opponent: 73 by Marcel Reed to Noah Thomas of #15 Texas A&M, Nov. 23, 2024

Completed a 60-Yard Pass

By Auburn: 63 by Payton Thorne to Cam Coleman & 60 Payton Thorne to K. Lambert-Smith vs. #15 Texas A&M, Nov. 23, 2024
By Opponent: 73 by Marcel Reed to Noah Thomas of #15 Texas A&M, Nov. 23, 2024

TACKLES

INDIVIDUAL - DEFENSE

Had 15+ Tackles in a Game

By Auburn: 16 by Owen Pappoe at #9 Ole Miss, Oct. 15, 2022
By Opponent: **15 by Keaton Thomas of Baylor, Aug. 29, 2025**

Had 10+ Tackles in a Game

By Auburn: 10 by Kaleb Harris & 10 by Dorian Mausi at #13 Alabama, Nov. 30, 2024
By Opponent: **10 by Kip Lewis of #11 Oklahoma, Sept. 20, 2025**

Had 3.0+ TFL in a Game

By Auburn: **4.0 by Xavier Atkins vs. Ball State, Sept. 6, 2025**
By Opponent: 3.0 by DeJuan Echoles Jr. of Ball State, Sept. 6, 2025

Had 3.0+ Sacks in a Game

By Auburn: 3.0 by Jalen McLeod at Arkansas, Nov. 11, 2023
By Opponent: 3.0 by Montez Sweat of Mississippi St., Oct. 6, 2018

INTERCEPTIONS

Intercepted 3+ Passes in a Game

By Auburn: 4 by Junior Rosegreen at #10 Tennessee, Oct. 2, 2004
By Opponent:

Intercepted 2+ Passes in a Game

By Auburn: 2 by Daniel Thomas vs. Alabama St., Sept. 8, 2018
By Opponent: 2 by T.J. Metcalf of Arkansas, Sept. 21, 2024

Intercepted a Pass in Consecutive Games

By Auburn: Zion Puckett vs. #13 Ole Miss vs. Mississippi State, Oct. 21/28, 2023

Returned an INT for a TD

By Auburn: Jaylin Simpson [50 yards] vs. UMass, Sept. 2, 2023
By Opponent: Kip Lewis of #21 Oklahoma [63 yards], Sept. 28, 2024

FUMBLE RECOVERIES / FORCED FUMBLES

Recovered 2+ Fumbles in a Game

By Auburn: 2 by Derrick Brown at #10 Florida, Oct. 5, 2019
By Opponent: 2 by Leo Lewis of Mississippi State, Sept. 28, 2019

Forced 2+ Fumbles in a Game

By Auburn: 2 by Jalen McLeod at #13 Alabama, Nov. 30, 2024
By Opponent: **3 by DeJuan Echoles Jr. of Ball State, Sept. 6, 2025**

Forced & Recovered a Fumble in a Game

By Auburn: by Keldric Faulk at #13 Alabama, Nov. 30, 2024
By Opponent: by Joey Stemler of Ball State, Sept. 6, 2025

Returned a Fumble for a TD

By Auburn: by Antonio Kite [0 yards], at #19 Missouri, Oct. 19, 2024
By Opponent: by Micheal Clemons [24 yards] of #13 Texas A&M, Nov. 6, 2021

SPECIAL TEAMS

KICKING

Kicked 6+ Field Goals in a Game

By Auburn: 6 by Daniel Carlson vs. #17 LSU, Sept. 24, 2016
By Opponent:

Kicked 5+ Field Goals in a Game

By Auburn: 6 by Daniel Carlson vs. #17 LSU, Sept. 24, 2016
By Opponent: 5 by Daniel LaCamera of #17 Texas A&M, Sept. 17, 2016

Kicked 4+ Field Goals in a Game

By Auburn: 4 by Anders Carlson vs. Georgia State, Sept. 25, 2021
By Opponent: 4 by Seth Small of #13 Texas A&M, Nov. 6, 2021

Kicked a 50-Yard Field Goal

By Auburn: 53 by Alex McPherson at Texas A&M, Sept. 23, 2023
By Opponent: 51 by Blake Craig of #19 Missouri, Oct. 19, 2024

Kicked 2+ 50-Yard Field Goals in a Game

By Auburn: Daniel Carlson (52, 54) at Missouri, Sept. 23, 2017

Kicked a 50-Yard Field Goal in Consecutive Games

By Auburn: Daniel Carlson vs. Wisconsin (51) [Outback] and vs. Louisville (56), 2015

PUNTING

Had a 70-Yard Punt

By Auburn: 71 by Oscar Chapman vs. #1 Georgia, Sept. 30, 2023
By Opponent: 78 by Reid Bauer of Arkansas, Oct. 29, 2022

Had a 60-Yard Punt

By Auburn: 62 by Oscar Chapman vs. #21 Oklahoma, Sept. 28, 2024
By Opponent: **66 by Grayson Miller of #11 Oklahoma, Sept. 20, 2025**

Had 4+ Punts Inside the 20 in a Game

By Auburn: 5 by Oscar Chapman at #19 Missouri, Oct. 19, 2024
By Opponent: 4 by Lachlan Wilson of California, Sept. 7, 2024

BLOCKS

Blocked a Field Goal

By Auburn: by Colby Wooden vs. Alabama State, Sept. 11, 2021 (returned for TD by Nehemiah Pritchett, 80 yards)
By Opponent: by Dan Jackson of #5 Georgia, Oct. 5, 2024

Blocked 2 Field Goals

By Auburn: 2 by Alton Moore at #19 Georgia, Nov. 10, 2001

Blocked a Field Goal in Consecutive Games

By Auburn: by Marlon Davidson at Mississippi St. & vs. Tennessee, Oct. 6 & 13, 2018

Blocked a Field Goal in 3 Consecutive Games

By Auburn: by Marlon Davidson at Mississippi St., vs. Tennessee, at Ole Miss, Oct. 6, 13 & 20, 2018

Blocked a Punt

By Auburn: Caylin Newton vs. Mississippi State, Nov. 13, 2021
By Opponent: P. Hanrahan of Mississippi St., Sept. 12, 2009

Blocked 2+ Punts

By Auburn: 2 by Justin Fetsko vs. ULM, Nov. 1, 2003

Blocked a PAT

By Auburn: 1 by Montravius Adams at Ole Miss, Oct. 29, 2016
By Opponent: 1 by Daniel McCullers of Tennessee, Nov. 9, 2013

Blocked 2+ PAT

By Auburn: 2 by Charles Dorsey vs. LSU, Sept. 19, 1998

RETURNS

Returned a Kickoff for a TD

By Auburn: by Rayshawn Pleasant at Baylor [98 yards], Aug. 29, 2025
By Opponent: by Lideatrack Griffin of Mississippi State [92 yards], Nov. 5, 2022

Returned a Punt for a TD

By Auburn: by Keionte Scott at Arkansas [74 yards], Nov. 11, 2023
By Opponent: by DJ Chark of LSU [75 yards], Oct. 13, 2017

BROADCAST BIOS - OFFENSE**0****DAMARI ALSTON****SR • RB • 5-9 • 214****Atlanta, Ga.****Woodward Academy****CAREER GAME HIGHS**

Rushes: 16 (at Baylor, 2024)
 Rush. Yds: 85 (vs. Alabama, 2025)
 Rush. TDs: 1 (6 times, last at Baylor, 2025)
 100 yd games: --
 Rec.: 3 (at Oklahoma., 2025)
 Rec. Yds: 24 (at Oklahoma, 2025)

• Voted team captain ... 790 career rushing yards ... six touchdowns ... Returned from injury with 49 total yards against Oklahoma

2025 SEASON GAME HIGHS

Rushes: 16 (at Baylor)
 Rush. Yds: 84 (at Baylor)
 Rush. TDs: 1 (at Baylor)
 Rec.: 3 (at Oklahoma)
 Rec. Yds: 24 (at Oklahoma)
 Rec. TDs: --

**1****ERIC SINGLETON****JR • WR • 5-10 • 180****Atlanta, Ga.****Georgia Tech****CAREER GAME HIGHS**

Rec.: 9 (at Oklahoma, 2025)
 Rec. Yds: 117 (vs. UNC, 2023)
 Rec. TDs: 2 (vs. Ball State, 2025)
 Long Rec.: 58 (at Virginia, 2023)
 100 yd games: 3 (last vs. NC State, 2024)

• CAREER: 1,677 receiving yards, 11 TD ... 165 rushing yards, 1 TD ... 12 total TD ... 2,083 all-purpose yards ... No. 12 in FBS with a catch in 28 straight games

2025 SEASON GAME HIGHS

Rec.: 9 (at Oklahoma)
 Rec. Yds: 65 (vs. South Alabama)
 Rec. TDs: 2 (vs. Ball State)
 Long Rec.: 30 (vs. Ball State)

100 yd games: --

**3****PERRY THOMPSON****SO • WR • 6-3 • 220****Foley, Ala.****Foley HS****CAREER GAME HIGHS**

Rec.: 2 (vs. Alabama A&M, 2024)
 Rec. Yds: 82 (vs. Alabama A&M, 2024)
 Rec. TDs: 1 (vs. Alabama A&M, 2024)
 Long Rec.: 70 (vs. Alabama A&M, 2024)
 100 yd games: --

• 137 career yards on seven receptions with one touchdown ... played in 10 games as a true freshman ... one reception against both Ball State and South Alabama

2025 SEASON GAME HIGHS

Rec.: 1 (2x, last vs. South Alabama)
 Rec. Yds: 7 (vs. Ball State)
 Rec. TDs: --

Long Rec.: --

100 yd games: --

**4****MALCOLM SIMMONS****SO • WR • 6-0 • 186****Montgomery, Ala.****Benjamin Russell HS****CAREER GAME HIGHS**

Rec.: 6 (vs. ULM, 2024)
 Rec. Yds: 91 (vs. Alabama A&M, 2024)
 Rec. TDs: 1 (3x, last vs. ULM, 2024)
 Long Rec.: 57 (vs. Alabama, 2024)
 100 yd games: --

• Finished frosh season with 40 receptions for 451 yards and three scores ... ranks fifth all-time among AU freshmen ... 4 catches for 30 yards at OU ... added first career rushing TD

2025 SEASON GAME HIGHS

Rec.: 4 (vs. Ball State)
 Rec. Yds: 37 (vs. Ball State)
 Rec. TDs: --

Long Rec.: 26 (at Baylor)

100 yd games: --

**5****HORATIO FIELDS****SR • WR • 6-2 • 201****Douglasville, Ga.****Wake Forest****CAREER GAME HIGHS**

Rec.: 6 (4x, last vs. Ball State, 2025)
 Rec. Yds: 84 (vs. Duke, 2024)
 Rec. TDs: 1 (5x, last vs. Ball State, 2025)
 Long Rec.: 42 (vs. Virginia, 2024)
 100 yd games: --

• CAREER: 56 receptions, 623 yards, 5 TD ... Played in 35 games in three seasons at Wake Forest ... 6 receptions for 51 yards with TD against Ball State

2025 SEASON GAME HIGHS

Rec.: 6 (vs. Ball State)
 Rec. Yds: 51 (vs. Ball State)
 Rec. TDs: 1 (vs. Ball State)

Long Rec.: 11 (vs. Ball State)

100 yd games: --

**8****CAM COLEMAN****SO • WR • 6-3 • 201****Phenix City, Ala.****Central HS****CAREER GAME HIGHS**

Rec.: 8 (vs. ULM, 2024)
 Rec. Yds: 128 (vs. Texas A&M, 2024)
 Rec. TDs: 3 (vs. ULM, 2024)
 Long Rec.: 63 (vs. Texas A&M, 2024)
 100 yd games: 2 (last vs. Texas A&M, 2024)

• 2nd fastest to 10 TD at AU since 2000 (15 gm) ... 7 for 77 vs. Ball State ... TD vs. USA ... 3 rec., 88 yards, TD at OU ... CAREER: 50 rec., 835 yards, 10 TD ... 1 of 18 in AU history with 50 rec., 10 TD & 835 yds

2025 SEASON GAME HIGHS

Rec.: 7 (vs. Ball State)
 Rec. Yds: 88 (at OU)
 Rec. TDs: 1 (2x, last at OU)

Long Rec.: 46 (at OU)

100 yd games: --

**9****DEUCE KNIGHT****FR • QB • 6-4 • 217****Lucedale, Miss.****George County HS****CAREER GAME HIGHS**

Comp.: 2 (vs. Ball State, 2025)
 Att.: 5 (vs. Ball State, 2025)
 Pass. Yds: 20 (vs. Ball State, 2025)
 Pass TDs: --
 Rush Yds: 16 (vs. Ball State, 2025)
 Rush TD: --

• Auburn's No. 2 QB ... Made collegiate debut against Ball State ... Longest completion was 14 yards

2025 SEASON GAME HIGHS

Comp.: 2 (vs. Ball State)
 Att.: 5 (vs. Ball State)
 Pass. Yds: 20 (vs. Ball State)

Pass TDs: --

Rush Yds: 16 (vs. Ball State)

Rush TD: --

BROADCAST BIOS - OFFENSE

11 **JACKSON ARNOLD**
 JR • QB • 6-1 • 219
 Denton, Texas
 Oklahoma

CAREER GAME HIGHS
 Comp.: 26 (vs. Arizona, 2023)
 Att.: 45 (vs. Arizona, 2023)
 Pass. Yds: 361 (vs. Arizona, 2023)
 Pass TDs: 4 (vs. Temple, 2024)
 Rush Yds: 137 (at Baylor, 2025)
 Rush TD: 2 (2x, last at Baylor, 2025)

2025 SEASON GAME HIGHS
 Comp.: 24 (vs. Ball State)
 Att.: 32 (at OU)
 Pass. Yds: 251 (vs. Ball State)
 Pass TDs: 3 (vs. Ball State)
 Rush Yds: 137 (at Baylor)
 Rush TD: 2 (2x, last vs. South Alabama)

• 137 rush yards at Baylor were most for AU QB since 2013 ... first AU QB since C. Newton with 100+ pass/100+ rush in debut ... SEC Co-Offensive POW (9/1) ... has attempted 255 passes without an INT



15 **PRESTON HOWARD**
 JR • TE • 6-5 • 236
 Arbutus, Md.
 Maryland

CAREER GAME HIGHS
 Rec.: 5 (vs. Northwestern, 2024)
 Rec. Yds: 59 (vs. Northwestern, 2024)
 Rec. TDs: 1 (vs. Auburn, 2023)
 Long Rec.: 33 (vs. Virginia, 2023)
 100 yd games: --

2025 SEASON GAME HIGHS
 Rec.: 1 (2x, last vs. Ball State)
 Rec. Yds: 8 (vs. Ball State)
 Rec. TDs: --
 Long Rec.: 8 (vs. Ball State)
 100 yd games: --

• Career: 39 receptions, 364 yds, 1 TD ... Made 21 starts in two seasons with the Terrapins ... started first three games of season



18 **SAM TURNER**
 FR • WR • 6-1 • 207
 Lithonia, Ga.
 Southwest DeKalb HS

CAREER GAME HIGHS
 Rushes: --
 Rush. Yds: --
 Rush. TDs: --
 Rec.: --
 Rec. Yds: --
 Rec. TDs: --

2025 SEASON GAME HIGHS
 Rushes: --
 Rush. Yds: --
 Rush. TDs: --
 Rec.: --
 Rec. Yds: --
 Rec. TDs: --

• January enrollee ... owns Southwest DeKalb career record for touchdown catches



21 **DURELL ROBINSON**
 JR • RB • 5-10 • 180
 Seat Pleasant, Md.
 UConn

CAREER GAME HIGHS
 Rushes: 16 (vs. Florida Atlantic, 2024)
 Rush. Yds: 156 (vs. Florida Atlantic, 2024)
 Rush. TDs: 2 (vs. Florida Atlantic, 2024)
 Rec.: 3 (vs. Wake Forest, 2024)
 Rec. Yds: 21 (vs. Wake Forest, 2024)
 100 yd games: 2 (last vs. Rice, 2024)

2025 SEASON GAME HIGHS
 Rushes: 2 (vs. Ball State)
 Rush. Yds: 54 (vs. Ball State)
 Rush. TDs: 1 (vs. Ball State)
 Rec.: --
 Rec. Yds: --
 Rec. TDs: --

• Spent 2023 at Charlotte and 2024 at UConn ... CAREER: 900 rushing yards and nine touchdowns ... 54 yard rushing TD vs. Ball State ... Out due to leg injury



23 **JEREMIAH COBB**
 JR • RB • 5-11 • 200
 Montgomery, Ala.
 Catholic

CAREER GAME HIGHS
 Rushes: 19 (vs. South Alabama, 2025)
 Rush. Yds: 121 (vs. Ball State, 2025)
 Rush. TDs: 2 (vs. Ball State, 2025)
 Rec.: 3 (vs. Samford, 2023)
 Rec. Yds: 18 (vs. Samford, 2023)
 Rec. TDs: 1 (2x, last vs. Vanderbilt, 2023)

2025 SEASON GAME HIGHS
 Rushes: 19 (vs. South Alabama)
 Rush. Yds: 121 (vs. Ball State)
 Rush. TDs: 2 (vs. Ball State)
 Rec.: 1 (at Baylor)
 Rec. Yds: --
 Rec. TDs: --

• 11 rushes for career best 121 yards and 2 scores vs BSU ... second straight 100 yd game vs. USA ... 6 for 61 at OU ... CAREER: 689 rushing yards, 92 receiving yards, 8 total TD



29 **OMAR MABSON II**
 FR • RB • 5-9 • 213
 Auburn, Ala.
 Auburn HS

CAREER GAME HIGHS
 Rushes: 5 (vs. South Alabama, 2025)
 Rush. Yds: 25 (vs. Ball State, 2025)
 Rush. TDs: --
 Rec.: --
 Rec. Yds: --
 Rec. TDs: --

2025 SEASON GAME HIGHS
 Rushes: 5 (vs. South Alabama)
 Rush. Yds: 25 (vs. Ball State)
 Rush. TDs: --
 Rec.: --
 Rec. Yds: --
 Rec. TDs: --

• True freshman, hometown runner from Auburn HS ... first team Class 7A All-State selection in 2024 ... Made AU debut vs. Ball State with 4 carries for 25 yards



87 **BRANDON FRAZIER**
 SR • TE • 6-7 • 267
 McKinney, Texas
 McKinney North HS

CAREER GAME HIGHS
 Rec.: 3 (vs. LSU, 2023)
 Rec. Yds: 52 (vs. LSU, 2023)
 Rec. TDs: 1 (2x, last vs. Maryland, 2023)
 Long Rec.: 39 (at LSU, 2023)
 100 yd games: --

2025 SEASON GAME HIGHS
 Rec.: 2 (at Baylor)
 Rec. Yds: 15 (at Baylor)
 Rec. TDs: --
 Long Rec.: 9 (at Baylor)
 100 yd games: --

• 48 career games played ... sixth year senior ... 14 career receptions for 136 yards and two scores ... two catches in season opener at Baylor

BROADCAST BIOS - DEFENSE**0****ROBERT WOODYARD JR.****JR • LB • 6-0 • 241****Mobile, Ala.****Williamson HS****CAREER GAME HIGHS**

Tackles: 5 (2x, last at OU, 2025)
 TFLS: 2.0 (2x, last at Baylor, 2025)
 SACK: 1.0 (at Baylor, 2025)
 INT: --
 PBU: --

2025 SEASON GAME HIGHS

Tackles: 5 (2x, last at OU)
 TFLS: 2.0 (at Baylor)
 SACK: 1.0 (at Baylor)
 INT: --
 PBU: --

• Made first career start in opening win at Baylor ... 21 career games ... first career sack in Baylor victory ... career high five tackles vs. South Alabama ... 5 stops at OU

**1****CHAMP ANTHONY****JR • S • 5-11 • 188****Fort Worth, Texas****Tyler JC****CAREER GAME HIGHS**

Tackles: 6 (vs. New Mexico, 2024)
 TFLS: 1.0 (2x, last vs. California, 2024)
 INT: --
 PBU: 3 (vs. Arkansas, 2024)

2025 SEASON GAME HIGHS

Tackles: 2 (at Baylor)
 TFLS: --
 INT: --
 PBU: 1 (at Baylor)

• Voted team captain ... started opener at Baylor ... returned at OU after missing two games due to thumb injury ... CAREER: 20 tackles

**3****CHRIS MURRAY****SR • BUCK • 6-3 • 256****Wichita Falls, Texas****Sam Houston****CAREER GAME HIGHS**

Tackles: 6 (3x last at Jax State, 2024)
 TFLS: 4.0 (at UTEP, 2024)
 FF: 1 (at UTEP, 2024)
 Sacks: 1.5 (at UTEP, 2024)
 PBU: 1 (vs. MTSU, 2023)

2025 SEASON GAME HIGHS

Tackles: 2 (vs. South Alabama)
 TFLS: 0.5 (at Baylor)
 FF: --
 Sacks: 0.5 (at Baylor)
 PBU: --

• Spent three seasons at Sam Houston (2022-24) ... also redshirted at TCU in 2021 ... CAREER: 58 tackles, 13.5 TFL, 7.0 sacks

**4****KAYIN LEE****JR • CB • 5-11 • 180****Ellenwood, Ga.****Cedar Grove HS****CAREER GAME HIGHS**

Tackles: 5 (4x, last vs. ULM, 2024)
 INT: 1 (2x, at Kentucky, 2024)
 TFLS: 1.0 (2x, last vs. Maryland, 2023)
 PBU: 2 (3x, last at Kentucky, 2023)

2025 SEASON GAME HIGHS

Tackles: 3 (at OU)
 INT: --
 TFLS: --
 PBU: --

• Starting corner that tied for team lead with seven pass breakups in 2024 ... has played in 28 games with 18 starts ... 13 career PBU

**5****JAHQUEZ ROBINSON****SR • S • 6-2 • 205****Jacksonville, Fla.****Colorado****CAREER GAME HIGHS**

Tackles: 3 (2x, last vs. USC, 2023)
 TFLS: 1.0 (2x, last at Wazzu, 2023)
 INT: 1 (at Oregon, 2023)

2025 SEASON GAME HIGHS

Tackles: 2 (3x, last vs. South Alabama)
 TFLS: --
 INT: --

• Played in 27 career games with stops at Alabama (2020-22), Colorado (2023) and Auburn (2024-25) ... started first three games of season ... CAREER: 19 tackles, 1 INT, 1.5 TFL, 2 PBU

**6****DEMARCUS RIDDICK****SO • LB • 6-2 • 228****Clanton, Ala.****Chilton County HS****CAREER GAME HIGHS**

Tackles: 6 (vs. Oklahoma, 2024)
 TFLS: 2.0 (vs. ULM, 2024)
 Sacks: 1.0 (4x, last vs. vs. Ball State, 2025)
 FF: --

2025 SEASON GAME HIGHS

Tackles: 2 (2x, last vs. Ball State)
 TFLS: 1.0 (vs. Ball State)
 Sacks: 1.0 (vs. Ball State)
 FF: --

• SEC all-freshman team ... 27 tackles, 5.0 TFL, 3.0 sacks for 2024 season ... played in 16 games with four starts in career ... Started against Ball State and added a sack

**8****KALEB HARRIS****SO • S • 6-1 • 201****Bessemer, Ala.****Thompson HS****CAREER GAME HIGHS**

Tackles: 9 (at Alabama, 2024)
 TFLS: 1.0 (vs. Arkansas, 2024)
 INT: --
 FF: 1 (at Alabama, 2024)

2025 SEASON GAME HIGHS

Tackles: 8 (vs. South Alabama)
 TFLS: --
 INT: --
 FF: --

• Played in 16 games with 10 starts in career ... started the final six games of 2024 season ... 46 tackles as frosh (fifth on the team) ... 8 tackles against South Alabama

BROADCAST BIOS - DEFENSE**9****ELIJAH MELENDEZ****FR • LB • 6-0 • 228****Kissimmee, Fla.****Osceola HS****CAREER GAME HIGHS**Tackles: 3 (2x, vs. Ball St. and USA, 2025)
TFLS: 1.0 (vs. Ball State, 2025)
Sacks: --
FR: --**2025 SEASON GAME HIGHS**Tackles: 3 (2x, vs. Ball St. and USA)
TFLS: 1.0 (vs. Ball State)
Sacks: --
FR: --

• True freshman that made his debut at Baylor ... three tackles vs. both Ball State and South Alabama ... first career TFL vs. Ball State

**10****AMARIS WILLIAMS****SO • DE • 6-2 • 260****Fayetteville, N.C.****Clinton HS****CAREER GAME HIGHS**Tackles: 2 (vs. ULM, 2024)
TFLS: 1.0 (vs. Ball State 2025)
SACK: 0.5 (2x, last at Baylor, 2025)**2025 SEASON GAME HIGHS**Tackles: 1 (4x, last vs. OU)
TFLS: 1.0 (vs. Ball State)
SACK: 0.5 (at Baylor)

• Played in 14 games in his career ... first career half sack against ULM in 2024 ... half a sack at Baylor ... 1.0 TFL against Ball State

**13****RAION STRADER****JR • CB • 6-0 • 185****Pittsburgh, Pa.****Miami (OH)****CAREER GAME HIGHS**Tackles: 9 (at Ohio, 2023)
TFLS: 1.0 (2x, last vs. Buffalo, 2023)
INT: 1 (3x, last at Ball State, 2024)
PBU: 3 (4x, last at Bowling Green, 2024)**2025 SEASON GAME HIGHS**Tackles: 4 (vs. South Alabama)
TFLS: --
INT: --
PBU: 1 (2x, last vs. South Alabama)

• Transfer from Miami (OH) ... All-American in 2024 ... 2024 MAC Cornerback of the Year ... 20 passes defended last season led FBS ... 29 games played with 22 starts

**15****KELDRIC FAULK****JR • DE • 6-6 • 285****Highland Home, Ala.****Highland Home HS****CAREER GAME HIGHS**Tackles: 8 (vs. California, 2024)
TFLS: 3.0 (vs. California, 2024)
Sacks: 2.0 (3x, last at Georgia, 2024)**2025 SEASON GAME HIGHS**Tackles: 4 (at Baylor)
TFLS: 1.0 (2x, last vs. South Alabama)
Sacks: 1.0 (at Baylor)

• Voted team captain ... Two-time All-SEC honoree ... second on the team with 7.0 sacks in 2024 ... 29 games played with 24 starts ... CAREER: 10.0 sacks, 17.5 TFL

**17****XAVIER ATKINS****JR • LB • 6-0 • 210****Houston, Texas****LSU****CAREER GAME HIGHS**Tackles: 7 (at OU, 2025)
TFLS: 4.0 (vs. Ball State, 2025)
Sacks: 2.0 (vs. Ball State, 2025)
FR: 1 (vs. South Alabama, 2025)**2025 SEASON GAME HIGHS**Tackles: 7 (at OU)
TFLS: 4.0 (vs. Ball State)
Sacks: 2.0 (vs. Ball State)
FR: 1 (vs. South Alabama)

• Transfer from LSU that played in seven games in 2024 ... made first career start in AU debut at Baylor ... 4.0 TFL and 2.0 sacks vs. Ball State ... t-11th in SEC in TFL (4.0)

**19****SYLVESTER SMITH****SO • S • 6-0 • 195****Munford, Ala.****Munford HS****CAREER GAME HIGHS**Tackles: 6 (vs. Ball State, 2025)
TFLS: 1.0 (vs. Ball State, 2025)
INT: 1 (vs. Arkansas, 2024)
PBU: 2 (vs. Samford, 2023)**2025 SEASON GAME HIGHS**Tackles: 6 (vs. Ball State)
TFLS: 1.0 (vs. Ball State)
INT: --
PBU: --

• 45 tackles with eight starts (20 games) in career ... started 2025 opener at Baylor ... 6 tackles and 1.0 TFL against Ball State

**21****ANQUON FEGANS****FR • S • 6-0 • 191****Alabaster, Ala.****Thompson HS****CAREER GAME HIGHS**Tackles: 3 (at OU, 2025)
TFLS: --
INT: --
PBU: --**2025 SEASON GAME HIGHS**Tackles: 3 (at OU)
TFLS: --
INT: --
PBU: --

• Talented freshman that enrolled in January ... helped team to Class 7A title ... nickname is "Newboy" ... made Auburn debut at Baylor ... 3 tackles at Oklahoma

BROADCAST BIOS - DEFENSE



23

JAY CRAWFORD

SO • CB • 5-11 • 181

Atlanta, Ga.

Parkview HS

CAREER GAME HIGHS
 Tackles: 4 (2x, last at Georgia, 2024)
 TFLS: --
 INT: 1 (at Kentucky, 2024)
 PBU: 3 (vs. Vanderbilt, 2024)

2025 SEASON GAME HIGHS
 Tackles: 2 (at Baylor)
 TFLS: --
 INT: --
 PBU: --

• SEC All-Freshman team honoree ... On3 True Freshman All-America pick ... CAREER: 14 games played with 10 starts .. 17 tackles, 1 INT, 7 PBU



24

KEYRON CRAWFORD

SR • BUCK • 6-4 • 255

Memphis, Tenn.

Arkansas St.

CAREER GAME HIGHS
 Tackles: 7 (2x, last at Baylor, 2025)
 TFLS: 3.0 (vs. Louisiana, 2023)
 SACK: 2.0 (2x, vs. Ball State, 2025)
 FF: 1 (2x, vs. Ball State, 2025)
 FR: 1 (at Marshall, 2023)

2025 SEASON GAME HIGHS
 Tackles: 7 (at Baylor)
 TFLS: 2.0 (2x, last vs. South Alabama)
 SACK: 2.0 (vs. Ball State)
 FF: 1 (vs. Ball State)
 INT: 1 (vs. South Alabama)

• CAREER: 39 games, 18 starts, 19.5 TFL, 9.5 sacks ... made first AU start & sack at Baylor ... 2 sacks vs. BSU ... tied for 3rd in SEC inTFL (5.0) ... first career INT vs. South Alabama



25

ERIC WINTERS

FR • S • 6-0 • 219

Enterprise, Ala.

Enterprise HS

CAREER GAME HIGHS
 Tackles: 5 (vs. South Alabama, 2025)
 TFLS: --
 INT: --
 PBU: 1 (at OU, 2025)

2025 SEASON GAME HIGHS
 Tackles: 5 (vs. South Alabama)
 TFLS: --
 INT: --
 PBU: 1 (at OU)

• True freshman that made debut against Baylor ... career high five tackles vs. South Alabama ... 3 tackles and PBU at Oklahoma



28

KENSLEY LOUIDOR-FAUSTIN

SO • S • 5-11 • 183

Naples, Fla.

Naples HS

CAREER GAME HIGHS
 Tackles: 3 (at OU, 2025)
 TFLS: --
 INT: --
 PBU: --

2025 SEASON GAME HIGHS
 Tackles: 3 (at OU)
 TFLS: --
 INT: --
 PBU: --

• Saw action in eight games as a true freshman in 2024 ... one tackle in reserve action at Baylor ... 2 tackles vs. South Alabama ... first career start at Oklahoma



41

JARED SMITH

FR • DE • 6-6 • 260

Birmingham, Ala.

Thompson HS

CAREER GAME HIGHS
 Tackles: 2 (vs. South Alabama)
 TFLS: 2.0 (vs. South Alabama)
 INT: --
 Sacks: 1.0 (2x, last vs. South Alabama)
 PBU: --

2025 SEASON GAME HIGHS
 Tackles: 2 (vs. South Alabama)
 TFLS: 2.0 (vs. South Alabama)
 INT: --
 Sacks: 1.0 (2x, last vs. South Alabama)
 PBU: --

• True freshman from Birmingham ... Made collegiate debut at Baylor ... Registered a sack in back to back games vs BSU & USA ... 4.0 TFL are tops for SEC frosh



47

MALIK BLOCTON

SO • DL • 6-3 • 300

Pike Road, Ala.

Pike Road HS

CAREER GAME HIGHS
 Tackles: 4 (vs. Alabama A&M, 2024)
 TFLS: 2.0 (2x, last vs. Ball State, 2025)
 Sacks: 1.0 (vs. Alabama A&M, 2024)
 FF: --
 FR: 1 (vs. Ball State, 2025)

2025 SEASON GAME HIGHS
 Tackles: 3 (vs. Ball State)
 TFLS: 2.0 (vs. Ball State)
 Sacks: --
 FF: --
 FR: 1 (vs. Ball State)

• Played in all 12 games as a freshman in 2024 ... selected to On3 Mid-Season True Freshman All-America team ... CAREER: 23 tackles, 8.0 TFL, 1.5 sacks



97

BOBBY JAMISON-TRAVIS

SR • DL • 6-4 • 322

Minneapolis, Minn.

Iowa Western

CAREER GAME HIGHS
 Tackles: 4 (2x, last at OU, 2025)
 TFLS: 1.0 (2x, last at OU, 2025)
 Sacks: 0.5 (2x, last at Kentucky, 2024)
 FF: --

2025 SEASON GAME HIGHS
 Tackles: 4 (at OU)
 TFLS: 1.0 (at OU)
 Sacks: --
 FF: --

• Veteran nose tackle ... played in 19 games with eight starts ... started first four games at nose tackle ... CAREER: 28 tackles, 3.0 TFL, 1.0 sack

BROADCAST BIOS - SPECIALISTS**1****ERIC SINGLETON****JR • PR • 5-10 • 180****Atlanta, Ga.****Georgia Tech****CAREER GAME HIGHS**

Kick Ret. Yds: 98 (vs. Notre Dame, 2024)
 Kick Ret.: 4 (vs. Notre Dame, 2024)
 Long Kick Ret.: 40 (vs. Duke, 2024)
 Punt Ret. Yds.: --
 Punt Ret.: --
 Long Punt Ret.: --

- 11 kick returns for 241 yards (21.9 avg) in 2024 at Georgia Tech

2025 SEASON GAME HIGHS

Kick Ret. Yds: --
 Kick Ret.: --
 Long Kick Ret.: --
 Punt Ret. Yds.: --
 Punt Ret.: --
 Long Punt Ret.: --

**4****MALCOLM SIMMONS****SO • WR • 6-0 • 186****Montgomery, Ala.****Benjamin Russell HS****CAREER GAME HIGHS**

Kick Ret. Yds: 37 (vs. New Mexico, 2024)
 Kick Ret.: 1 (2x, last vs. Kentucky, 2024)
 Long Kick Ret.: 37 (vs. New Mexico, 2024)
 Punt Ret. Yds.: 17 (vs. Vanderbilt, 2024)
 Punt Ret.: 4 (2x, last vs. OU, 2025)
 Long Punt Ret.: 17 (vs. Vanderbilt, 2024)

- Talented receiver that also saw action as a returner during his freshman season ... returned four punts against Ball State and OU

2025 SEASON GAME HIGHS

Kick Ret. Yds: --
 Kick Ret.: --
 Long Kick Ret.: --
 Punt Ret. Yds: 16 (vs. Ball State)
 Punt Ret.: 4 (2x, last vs. OU)
 Long Punt Ret.: 15 (vs. Ball State)

**14****HUDSON KAAK****JR • P • 6-1 • 222****Seymour, Australia****Oklahoma State****CAREER GAME HIGHS**

Punts: 8 (at Iowa State, 2023)
 Long Punt: 54 (Texas, 2023)
 Inside 20: 3 (Texas, 2023)
 50+ yards: 1 (6x, last at Colorado, 2024)

- Averaging 41.4 yards per punt in his career ... appeared in 28 games for Oklahoma State (2023-24) and Auburn (2025-)

2025 SEASON GAME HIGHS

Punts: 3 (2x, last vs. Ball State)
 Long Punt: 49 (vs. Ball State)
 Inside 20: 2 (vs. OU)

**14****RAYSHAWN PLEASANT****JR • KR • 5-11 • 200****West Monroe, La.****Tulane****CAREER GAME HIGHS**

Kick Ret. Yds: 153 (at Louisiana, 2024)
 Kick Ret.: 5 (at Army, 2024)
 Long Kick Ret.: 100 (at UAB, 2024)
 Kick Ret. TD: 1 (3x, last at Baylor, 2025)

- 2025 Preseason All-American ... 1 of only 3 active players with 3+ KR touchdowns in career ... 98-yd KR TD at Baylor - longest for AU since 2013 ... SEC Co-Special Teams POW (9/1)

2025 SEASON GAME HIGHS

Kick Ret. Yds: 98 (at Baylor)
 Kick Ret.: 3 (at OU)
 Long Kick Ret.: 98 (at Baylor)
 Kick Ret. TD: 1 (at Baylor)

**33****TOWNS MCGOUGH****SO • K/P • 6-0 • 200****Auburn, Ala.****Auburn HS****CAREER GAME HIGHS**

FG's Made: 2 (at Georgia, 2024)
 FG's Att.: 3 (at Georgia, 2024)
 Long FG: 32 (2x, last at Mizzou, 2024)
 PAT Made: 10 (vs. Alabama A&M, 2024)
 PAT Att.: 10 (vs. Alabama A&M, 2024)

- Primary kickoff man for the Tigers ... could also see action on field goal, PAT or punt ... 2024 A-Day Special Teams MVP ... CAREER: 5/13 FG, 27/27 PAT

2025 SEASON GAME HIGHS

FG's Made: --
 FG's Att.: --
 Long FG: --
 PAT Made: --
 PAT Att.: --

**38****ALEX MCPHERSON****JR • K • 5-9 • 160****Fort Payne, Ala.****Fort Payne HS****CAREER GAME HIGHS**

FG's Made: 2 (6x, last at Arkansas, 2023)
 FG's Att.: 3 (vs. Texas A&M, 2022)
 Long FG: 53 (at Texas A&M, 2023)
 PAT Made: 8 (vs. UMass, 2023)
 PAT Att.: 8 (vs. UMass, 2023)

- Perfect 69/69 in his career on PAT ... has hit 23/25 career FG (92.0%) - best mark in AU history ... 3rd among active FBS kickers in FG% (min. 20 makes)

2025 SEASON GAME HIGHS

FG's Made: 1 (3x, last vs. OU)
 FG's Att.: 1 (3x, last vs. OU)
 Long FG: 34 (vs. South Alabama)
 PAT Made: 6 (vs. Ball State)
 PAT Att.: 6 (vs. Ball State)

**41****CONNOR GIBBS****JR • K • 5-10 • 184****New Orleans, La.****Southern Miss****CAREER GAME HIGHS**

FG's Made: 3 (at James Madison, 2024)
 FG's Att.: 3 (2x, last vs. S. Alabama, 2024)
 Long FG: 59 (vs. South Alabama, 2024)
 PAT Made: 4 (vs. Arkansas St., 2024)
 PAT Att.: 4 (vs. Arkansas St., 2024)

- Transfer from Southern Miss ... hit 10-of-13 field goals for USM in 2024 as the primary place kicker ... also handled kickoffs ... made AU debut against Ball State

2025 SEASON GAME HIGHS

FG's Made: --
 FG's Att.: 1 (at OU)
 Long FG: --
 PAT Made: --
 PAT Att.: --