

UNIVERSITY OF HOUSTON BASKETBALL

ATHLETICS COMMUNICATIONS: 3204 Cullen Blvd. • Suite 2008 • Houston, TX • 77204 • Contact: Jeff Conrad (jaconrad@central.uh.edu) C: (713) 557-3841 • UHCougars.com

#1/2 HOUSTON COUGARS (3-0 • 0-0 Big 12)

The Preview CBB Exhibition (Fort Bend Epicenter • Rosenberg, Texas)
Oct. 26 vs. rv/— Mississippi State W, 61-52

Nov. 3 LEHIGH CBSN W, 75-57
Nov. 8 TOWSON ESPN+ W, 65-48

Nov. 12 OAKLAND ESPN+ W, 78-45

RxBenefits The Battleground 2k25 (Legacy Arena at The BJCC • Birmingham, Ala.)

Nov. 16 vs. #21/25 Auburn ESPN 2 p.m.

Nov. 20 RIDER TNT 8 p.m.

Players Era Championship (MGM Grand Garden Arena • Las Vegas)

Nov. 24 vs. Syracuse TBA 5 p.m.

Nov. 25 vs. #20/18 Tennessee TBA 5 p.m.

Nov. 26 vs. TBA TBA

Houston Hoops Showdown (Toyota Center • Houston)

Dec. 6 vs. Florida State Peacock 7 p.m.

Dec. 10 JACKSON STATE ESPN+ 7 p.m.

Dec. 13 NEW ORLEANS ESPN+ 2 p.m.

Never Forget Tribute Classic (Prudential Center • Newark, N.J.)

Dec. 20 vs. #21/21 Arkansas CBS/Paramount+ 4:30 p.m.

Dec. 29 MIDDLE TENNESSEE ESPN+ 7 p.m.

Jan. 3 * at Cincinnati FOX 1 p.m.

Jan. 6 * #11/11 TEXAS TECH FS1 8 p.m.

Jan. 10 * at rv/rv Baylor Peacock Noon

Jan. 13 * WEST VIRGINIA FS1 7:30 p.m.

Jan. 18 * ARIZONA STATE ESPN/2 TBA

Jan. 24 * at #11/11 Texas Tech ESPN 5:30 p.m.

Jan. 28 * at TCU ESPN2 8 p.m.

Jan. 31 * CINCINNATI FOX 11 a.m.

Feb. 4 * UCF FS1 6 p.m.

Feb. 7 * at #7/7 BYU ESPN 9:30 p.m.

Feb. 10 * at Utah ESPN/2 8 p.m.

Feb. 14 * rv/rv KANSAS STATE Peacock 8 p.m.

Feb. 16 * at #16/16 Iowa State ESPN 8 p.m.

Feb. 21 * #5/6 ARIZONA ABC 2 p.m.

Feb. 23 * at #25/24 Kansas ESPN 8 p.m.

Feb. 28 * COLORADO ESPN/2 11 a.m.

March 4 * rv/rv BAYLOR ESPN2 8 p.m.

March 7 * at Oklahoma State CBS 11 a.m.

Phillips 66 Big 12 Championship (T-Mobile Center • Kansas City, Mo.)

March 10-14 vs. TBA TBA TBA

NCAA Tournament First Four (UD Arena • Dayton, Ohio)

March 17-18 vs. TBA TBA TBA

NCAA Tournament First/Second Rounds (Site TBA)

March 19-22 vs. TBA TBA TBA

NCAA Tournament Midwest Regional (Site TBA)

March 26-29 vs. TBA TBA TBA

NCAA Tournament Final Four (Lucas Oil Stadium • Indianapolis)

April 4 vs. TBA TBA TBA

NCAA Tournament National Championship (Lucas Oil Stadium • Indianapolis)

April 6 vs. TBA TBA TBA

Home Games played in Fertitta Center and listed in **BOLD CAPS**

All times are Central and subject to change

Rankings listed as Associated Press/USA TODAY Sports Coaches'

(DH) Doubleheader day with Houston Women's Basketball

All games can be heard on 950 AM KPRC & Varsity Network app

RxBENEFITS BATTLEGROUND 2k25

#1/2 HOUSTON COUGARS (3-0 • 0-0 Big 12)

vs. #22/25 AUBURN TIGERS (3-0 • 0-0 SEC)

2 p.m. • Sunday, November 16, 2025

Legacy Arena at The BJCC (18,000)

Birmingham, Ala.

ESPN | 950 AM KPRC

Varsity Network app | Sirius XM Ch. 113/198

#1/2 HOUSTON SQUARES OFF vs. #22/25 AUBURN in RxBENEFITS BATTLEGROUND 2K25

• For the third straight season, #1/2 Houston will meet Auburn when the two schools square off during the RxBenefits Battleground 2k25 inside Legacy Arena in The BJCC on Sunday.

• This marks the third straight season in which the Cougars will face Auburn with both schools being nationally ranked in each contest.

• A year ago, then #11/11 Auburn took a 74-69 win over the fourth-ranked Cougars inside Toyota Center in downtown Houston during the Mattress Firm Battleground 2k24 on Nov. 9, 2024. That loss snapped the Cougars' six-game winning streak against the Tigers.

HEADLINES and STORYLINES

• The Cougars moved to #1 in the Nov. 10 Associated Press Top 25 poll and stayed at #2 in the USA TODAY Sports Coaches poll. This marked the fifth season in which the Cougars were ranked #1 for at least one week and was the earliest Houston achieved the #1 ranking, topping the 2022-23 team (fourth poll, Nov. 28, 2023).

• With his Cougars' win over Lehigh on Nov. 3, Houston Head Coach Kelvin Sampson recorded the 800th win of his award-winning career and the 300th victory during his time in Houston. He became only the 17th coach in NCAA history (with 10+ years at NCAA Division I level) to record 800 victories.

• With his first 3-pointer in the Nov. 3 win over Towson, senior point guard Milos Uzan became a 1,000-point scorer during his collegiate career (Oklahoma totals included) and now has 1,011 points. Senior guard Emanuel Sharp has scored 1,182 points during his career and ranks 34th in Houston history with that total.

• Houston stands at No. 1 in the KenPom national overall (+29.83) and defensive efficiency ratings (88.3). With a 25th-ranked KenPom offensive efficiency rating (118.1), the Cougars are one of 13 schools to rank among the Top 25 in both offensive and defensive ratings.

• With 12 points and 10 rebounds, freshman center/forward Chris Cenac Jr. became the first true freshman to record a double-double in his Cougar debut since forward George Williams accomplished the feat during the 1999-00 season. With a game-high 13 rebounds against Towson on Nov. 8, Cenac became the first freshman to record double-digit rebounding performances in each of his first two games in Houston history.

• Since 2017-18, Houston is the nation's winningest team with a 246-44 record. The Cougars also are the nation's winningest team over the last 2+ (70), 3+ (103), 4+ (135), 5+ (163), 6+ (186) and 7+ (219) seasons.

• The Cougars have led the nation in field-goal percentage defense in each of the last five seasons and finished among the nation's Top-Three leaders in scoring defense in each of the last five years. Houston led the nation in KenPom defensive efficiency rating a year ago at 86.8 and have finished among the country's Top-Nine in that category in each of the last five seasons.

• With two Big 12 regular-season crowns and the 2025 Phillips 66 Big 12 Championship title, Houston has more league championships (3) than years in the league (2).

SETTING the SCENE

Television: ESPN

Kevin Brown (xpr)

Fran Fraschilla (analyst)

Radio: KPRC 950 AM /

Varsity Network app / Sirius XM Ch. 113/198

Jeremy Branham (xpr)

Elvin Hayes (analyst)

Pregame show begins at 1:45 p.m.

Series vs. Auburn: Houston leads 7-2

Third straight season schools will play

Auburn won last;

Houston won six of last seven

Auburn won last, 74-69

Mattress Firm Battleground 2k24

Toyota Center • Houston • Nov. 9, 2024

Houston leads 2-1 at neutral site

Auburn won last at neutral site, 74-69

Mattress Firm Battleground 2k24

Toyota Center • Houston • Nov. 9, 2024

Houston leads 1-0 in Legacy Arena at The BJCC

Houston won last in Legacy Arena, 81-64

NCAA Tournament Midwest Region Round of 32

March 18, 2023

Houston Head Coach: Kelvin Sampson

(UNC Pembroke '78)

Career Record: 802-354 (37th year)

Houston Record: 302-84 (12th year)

vs. Auburn: 1-1

(1-1 with Houston)

vs. Steven Pearl: First meeting

Auburn Head Coach: Steven Pearl

(Tennessee '10)

Career Record: 4-0 (2nd yr.)

Auburn Record: 4-0 (2nd yr.)

vs. Houston: First meeting

vs. Kelvin Sampson: First meeting

Up Next: Thursday, November 20

8 p.m. • Fertitta Center • Houston

TNT • 950 AM KPRC

Varsity Network app • Sirius XM app

X f @UHCougarMBK
#ForTheCity
#GoCoogs

THE KELVIN SAMPSON RADIO SHOW

J Bar M Barbecue • 2201 Leeland St. 7 p.m. • Throughout Big 12 season

Head Coach Kelvin Sampson holds his weekly radio show inside J Bar M Barbecue (2201 Leeland St., Houston, 77003).

Hosted by Jeremy Branham, the show airs from 7 to 8 p.m., during the Big 12 Conference season.

Each week, Coach Sampson and Jeremy discuss the latest news about Houston Basketball, the Big 12 Conference, the NCAA and more. Student-athlete and coaching and support staff guests

also

join Coach and Jeremy on shows.

Fans can tune in to 950 AM

KPRC or listen via the Varsity

Network app.

Fans can participate by

tweeting questions to @UH-

CougarMBK.

Tue., Dec. 30	Thur., Feb. 12
Thur., Jan. 8	Wed. Feb. 18
Thur., Jan. 15	Thur., Feb. 26
Wed., Jan. 21	Thur., March 5
Thur., Jan. 29	March 9 or 10
Thur., Feb. 5	March 16 or 17

HOUSTON COUGARS at a GLANCE (based on previous game starters)

PROBABLE STARTERS	Pos.	Ht.	Wt.	Cl.-Exp.	Hometown	G-GS	PPG	RPG	Other
7 Milos Uzan	G	6-4	195	Sr.-1L	Las Vegas, Nev.	3-3	8.7	3.7	4.7apg
4 Kingston Flemings	G	6-4	190	Fr.-HS	San Antonio, Texas	3-3	15.7	3.0	73.1 FG%
21 Emanuel Sharp	G	6-3	205	r-Sr.-3L	Tampa, Fla.	3-3	17.3	4.7	40.0 3FG%
5 Chris Cenac Jr.	C	6-11	240	Fr.-HS	New Orleans, La.	3-3	8.3	9.0	3.0 orpg
11 Joseph Tugler	F	6-8	230	r-Jr.-2L	Monroe, La.	3-3	10.0	4.3	3.0 bpgp
RESERVES	Pos.	Ht.	Wt.	Cl.-Exp.	Hometown	G-GS	PPG	RPG	Other
24 Chase McCarty	F	6-5	215	r-Fr.-RS	Madison, Ala.	3-0	2.3	2.7	1.0 spg
25 Mercy Miller	G	6-4	200	So.-1L	Los Angeles, Calif.	3-0	4.0	1.3	41.7 FG%
3 Ramon Walker Jr.	G	6-5	215	r-Gr.-4L	Pearland, Texas	3-0	0.0	3.3	2.0 orpg
14 Kalifa Sakho	F	6-11	230	Sr.-TR	Rouen, France	3-0	1.0	2.0	8.7 mpg
8 Cedric Lath	C	6-10	265	r-Jr.-2L	Abidjan, Ivory Coast	2-0	0.0	0.5	4.7 mpg
1 Isiah Harwell	G	6-6	220	Fr.-HS	Pocatello, Idaho	2-0	6.0	1.5	2.5 spg
0 Kordel Jefferson	G	6-3	195	r-So.-1L	Bogue Chitto, Miss.	2-0	2.0	1.0	40.0 FT%
6 Bryce Jackson	G	6-6	210	Fr.-HS	Pearland, Texas				Has not competed
12 Jacob McFarland	C	6-11	225	r -So.-SQ	Moreno Valley, Calif.				Has not competed

QUICK FACTS

GENERAL INFORMATION

Location:	Houston, Texas
Founded:	1927
Enrollment:	47,981
Nickname:	Cougars
Colors:	Scarlet (PMS 186) and White
Arena (capacity):	Fertitta Center (7,035)
Court Name:	Penick Court
Affiliation:	NCAA Division I
Conference:	Big 12
President/Chancellor:	Dr. Renu Khator
Vice President for Athletics:	Eddie Nuñez
NCAA Faculty Representative:	Dr. Jason Porter
Athletics Ticket Office Phone:	(713) 60-COOGS (462-6647)

COACHING STAFF

Head Coach:	Kelvin Sampson (UNC Pembroke '78)
Record at Houston:	302-84 (12th yr.)
Career Record:	802-354 (37th yr.)
Assistant Coaches:	Kellen Sampson, K.C. Beard, Mike Ekanem
Special Assistant to the Head Coach/Assistant Coach:	Hollis Price
Director of Player Development/Assistant Coach:	Anthony Goldwire

SUPPORT STAFF

Chief of Staff:	Lauren Sampson
Director of Operations & Basketball Strategy:	Bobby Champagne
Video Coordinator:	Matthew McDonald
Associate AD for Sports Medicine:	John Houston
Director of Sports Performance:	Alan Bishop
Director of Program Strategy & Player Relations:	Bilal Batley
Associate Director of Operations:	Will Finch
Assistant Sports Performance Coach:	Eric Johanning
Internal Operations:	Ryan Elvin, Justin Whatley, Matthew Criswell
Graduate Assistant Athletics Trainer:	Cornia Lewis
Student Managers:	Ciarra Merchant, Brady Wilkes, Kendal White, Andrew Gonzalez, Taelyn Harris, Noah Whiteley, KP Arnold, Joshua Watson, Beamer Williams

TEAM INFORMATION

2024-25 Record:	35-5
2024-25 Big 12 Finish:	19-1 (Champions)
2024-25 Big 12 Championship Finish:	3-0 (Champions)
Starters Returning/Lost:	3 / 2
Lettermen Returning/Lost:	7 / 5
Squad Members/Redshirts Returning:	1 / 1
Newcomers:	5
Returning Scoring:	26.8% (791 of 2,946 pts.)
Returning Rebounding:	29.4% (434 of 1,475 rebs.)
Returning Assists:	51.4% (247 of 483 asts.)

FERTITTA CENTER

Capacity:	7,035
Record:	112-7 (.941)
Current Streak:	Won, 8 games (since Feb. 4, 2025)
First Game:	W, 65-61, vs. #18/21 Oregon (Dec. 1, 2018)
Attendance:	763,032 (6,412 avg.)
Renovation Cost:	\$60 million
Architects:	PGAI and AECOM
Project Manager:	Turner Construction

HISTORY

First Season:	1946
All-Time Record:	1,473-887 (.624)
NCAA Tournament Appearances / Last:	26 / 2025
Postseason Record (NCAA & NIT):	50-41 (.549)
National Championship Appearances:	3 (2025, 1984, 1983)
Final Four Appearances:	7 (2025, 2021, 1984, 1983, 1982, 1968, 1967)
Elite Eight Appearances:	8 (2025, 2022, 2021, 1984, 1983, 1982, 1968, 1967)
Sweet 16 Appearances:	16 (2024, 2023, 2022, 2021, 2019, 1983, 1983, 1982, 1971, 1970, 1968, 1967, 1966, 1965, 1961, 1956)
Last NCAA Appearance:	2025 NCAA Tournament
Conference Regular-Season Championships / Last:	13 (2024-25)
Conference Tournament Championships / Last:	9 (2025)
NIT Appearances:	11 (2017, 2016, 2006, 2005, 2002, 1993, 1991, 1988, 1985, 1977, 1962)
Last NIT Appearance:	2017 (lost to Akron, First Round)

ATHLETICS COMMUNICATIONS

Assistant AD / Primary Basketball Contact:	Jeff Conrad
Office / Cell Phone:	(713) 743-9410 / (713) 357-3841
Email:	jaconrad@central.uh.edu

2025-26 HOUSTON COUGARS

No.	Name	Pos.	Ht.	Wt.	Cl.-Exp.	Hometown-High School (Last School)
0	Kordel Jefferson	G	6-3	200	r-So.-1L	Bogue Chitto, Miss.-James Martin [Arlington, Texas]
1	Isiah Harwell	G	6-6	200	Fr.-HS	Pocatello, Idaho-Wasatch Academy [Mount Pleasant, Utah]
3	Ramon Walker Jr.	G	6-5	215	r-Gr.-4L	Pearland, Texas-Shadow Creek
4	Kingston Flemings	G	6-3	170	Fr.-HS	San Antonio, Texas-William J. Brennan
5	Chris Cenac Jr.	F/C	6-10	230	Fr.-HS	New Orleans, La.-Link Academy [Branson, Mo.]
6	Bryce Jackson	G	6-6	205	Fr.-HS	Pearland, Texas-Shadow Creek
7	Milos Uzan	G	6-4	190	Sr.-1L	Las Vegas, Nev.-Desert Pines (Oklahoma)
8	Cedric Lath	C	6-9	260	r-Jr.-2L	Abidjan, Ivory Coast-Balboa School [San Diego, Calif.]
11	Joseph Tugler	F	6-8	230	r-Jr.-2L	Monroe, La.-Cypress Falls [Houston]
13	Jacob McFarland	C	6-11	215	r-So.-5Q	Moreno Valley, Calif.-Rancho Verde
14	Kalifa Sakho	F	6-11	230	Sr.-TR	Rouen, France-Auguste Renoir School (Sam Houston/Utah State/South Plains College)
21	Emanuel Sharp	G	6-3	205	r-Sr.-3L	Tampa, Fla.-Bishop McLaughlin Catholic School
24	Chase McCarty	F	6-6	220	r-Fr.-RS	Madison, Ala.-IMG Academy [Bradenton, Fla.]
25	Mercy Miller	G	6-4	200	So.-1L	Los Angeles, Calif.-Notre Dame

COACHING STAFF

Head Coach:	Kelvin Sampson (UNC Pembroke '78), 12th season
Assistant Coach:	Kellen Sampson (Oklahoma '07), 12th season
Assistant Coach:	K.C. Beard (Boise State '08), 12th season overall
Assistant Head Coach:	Mike Ekanem (Texas Lutheran '07), 1st season
Special Assistant to the Head Coach/Assistant Coach:	Hollis Price (Oklahoma '11), 12th season
Director of Player Development/Assistant Coach:	Anthony Goldwire (Houston '20), 6th season


SUPPORT STAFF

Chief of Staff:	Lauren Sampson (Oklahoma '04)
Director of Operations & Basketball Strategy:	Bobby Champagne (South Alabama '90)
Video Coordinator:	Matthew McDonald (Houston '19)
Associate AD for Sports Medicine:	John Houston (Texas Tech '91)
Director of Sports Performance:	Alan Bishop (Utah State '09)
Director of Program Strategy & Player Relations:	Bilal Batley (Oklahoma '07)
Associate Director of Operations:	Will Finch (Indiana '07)
Assistant Director of Sports Performance:	Eric Johanning (Murray State '22)
Internal Operations:	Ryan Elvin (Houston '23); Justin Whatley (North Carolina Central '21); Matthew Criswell (Houston '25)
Graduate Assistant Athletics Trainer:	Cornia Lewis (Our Lady of the Lake '24)
Student Managers:	Ciarra Merchant, Brady Wilkes, Kendal White, Andrew Gonzalez, Taelyn Harris, Noah Whiteley, KP Arnold, Joshua Watson, Beamer Williams

PRONUNCIATION GUIDE

Names	
Chris CENAC Jr.	Suh-Nack
Bobby CHAMPAGNE	Sham-Pain
ISIAH Harwell	I-Zay-Uh
KORDEL Jefferson	Kor-Dell
CEDRIC LATH	Said-Rick Lot
Chase McCarty	Muh-Car-Tee
Jacob McFARLAND	Mick-Far-Land
KALIFA SAKHO	Kuh-Lee-Fuh Sah-Ko
EMANUEL Sharp	E-Man-Yule
JOSEPH TUGLER	Tug-Lur
MILOS UZAN	My-Los (rhymes with dose) You-Zan

Hometowns	
ABIDJAN, Ivory Coast	Ah-Buh-Jahn
BOGUE CHITTO, Miss.	Bo-Guh Chit-O
POCATELLO, Idaho	Po-Kuh-Tell-O
MORENO Valley, Calif.	More-A-No
PEARLAND, Texas	Pair-Land
ROUEN, France	Roo-Ahn



HOUSTON x JORDAN BRAND

- In April 2018, the Cougars became the seventh school to be selected to join the Jordan Brand family.
- Houston is one of 12 schools to wear the Jumpman logo, joining North Carolina, Michigan, Oklahoma, Florida, Georgetown, Marquette, San Diego State, UCLA, Morehouse, Howard and Cincinnati.
- In Dec. 2020, Houston Women's Basketball joined the Jumpman roster.

UP NEXT

- Following Sunday's game, Houston returns to Fertitta Center to play host to Rider at 8 p.m., Thursday, Nov. 20.
- That game will air on TNT.
- Houston then heads to Las Vegas to compete at the Players Era Championship on Nov. 24-26.
- The Cougars open the prestigious event at 5 p.m. (CST), Nov. 24, against Syracuse before facing #18/17 Tennessee at 5 p.m. (CST), Nov. 25.
- Houston's final Players Era Championship opponent will be determined by results from the first two days.
- All Houston Men's Basketball games can be heard on 950 AM KPRC, the Varsity Network app and Sirius XM Radio.

HOUSTON JOINS BIG 12

- The University of Houston Athletics Department officially entered a new era when it joined the Big 12 Conference on July 1, 2023.



- Cougars teamed with BYU, Cincinnati and UCF to join the league prior to the 2023-24 season.
- The University of Houston accepted an invitation to join the league on Sept. 9, 2021.

TEAM COMPARISON

Category	UH	AU
Associated Press (as of Nov. 10)	#1	#22
USA TODAY Sports Coaches (as of Nov. 10)	#2	#25
NET ranking (Final 2024-25)	#2	#187
KenPom (thru Nov. 13)	1st (+29.83)	35th (+18.98)
Offensive Efficiency	25th (118.1)	27th (118.0)
Defensive Efficiency	1st (88.3)	54th (99.0)
ESPN BPI (through Nov. 13)	2nd (22.2)	17th (16.1)
Overall Record	3-0	3-0
Conference	Big 12	SEC
Conference Record	0-0	0-0
Points	72.7	94.3
Opp. Points	50.0	69.7
Scoring Margin	+22.7	+24.7
Rebounds	41.3	48.7
Opp. Rebounds	32.3	28.3
Rebounding Margin	+9.0	+20.3
Field Goal Pct.	43.3	48.8
Opp. Field Goal Pct.	35.8	39.9
3-Point Pct.	28.6	28.4
Opp. 3-Point Pct.	21.7	32.5
3-Point FG per game	8.0	7.0
Free Throw Pct.	74.3	71.0
Opp. Free Throw Pct.	61.5	76.7
Free Throws Made per Game	8.7	22.0
Personal Fouls	17.7	15.3
Assists	16.0	15.0
Turnovers	10.3	10.0
Turnovers Forced	15.3	2.3
Turnover Margin	+5.0	+2.3
Assist/Turnover Ratio	1.5	1.5
Blocked Shots	44.7	6.0
Steals	10.3	9.3

PRESEASON HONORS from NAISMITH BASKETBALL HALL OF FAME

- Houston enjoyed a busy week with preseason honors from the Naismith Basketball Hall of Fame in late October.
- Five Cougars earned a place at their respective position Preseason Watch List.
- Senior **Milos Uzan** (Bob Cousy Point Guard of the Year Award), senior **Emanuel Sharp** (Jerry West Shooting Guard of the Year Award), freshman **Isiah Harwell** (Julius Erving Small Forward of the Year Award), junior **Joseph Tugler** (Karl Malone Power Forward of the Year Award) and freshman **Chris Cenac Jr.** (Kareem Abdul-Jabbar Center of the Year Award) earned recognition.
- UConn was the only other school in the nation with one player at each position.

WITH A WIN...

- Houston improves to 4-0 in 2025-26.
- The Cougars move to 4-0 for the 18th time in school history and the

MILESTONE ALERT

COACH KELVIN SAMPSON

✓ **800 wins** 800 in his career (vs. Lehigh, Nov. 5)
became 17th coach in NCAA history
(with 10+ years at Division I level) to
reach that total

✓ **300 wins** in his Houston career (vs. Lehigh, Nov. 5)

EMANUEL SHARP

2 wins to reach 100 in his career
to become seventh player in Houston
history to reach that total

18 points to reach 1,200 in his career
to become 32nd player in Houston history
to reach that total

30 3-pointers to reach 250 in his career
57 3-pointers to set Houston career record
would surpass Marcus Sasser (2019-23)

JOSEPH TUGLER

147 points to reach 500 in his career

34 blocks to reach 150 in his career
to become eighth player in Houston history
to reach that total

MILOS UZAN

✓ **1,000 career** 1,008 to date (vs. Towson, Nov. 8)
points to reach 1,000 in his collegiate career

519 points to reach 1,000 in his Houston career
to become 55th player in Houston history
to reach that total

16 assists to reach 200 in his Houston career

79 assists to reach 500 in his collegiate career

86 assists to record multiple 100-assist seasons in his
Houston career
to become 21st player in Houston history
to reach that total

116 assists to reach 300 in his Houston career
to become 22nd player in Houston history
to reach that total

RAMON WALKER Jr.

24 games to reach 100 in his career
to become 40th player in Houston history
to reach that total

first time since 2023-24.

- The Cougars improve to 8-2 in the series against Auburn.
- Houston improves to 3-1 in neutral-site games against Auburn.
- The Cougars move to 2-0 against Auburn inside Legacy Arena in the BJCC.

- The Cougars improve to 1,474-887 in their history.
- Houston moves to 41-7 when competing as the #2 (AP) team.
- The Cougars win for the eighth time in their last nine games when competing as the #1 (AP) team.

- Houston **Head Coach Kelvin Sampson** improves to 803-354 during his career and moves to at 303-84 during his Houston tenure.

- Sampson improves to 2-1 against Auburn during his career.
- Sampson moves to 2-1 in neutral-site games against Auburn during his career. Sampson also improves to 2-0 against Auburn inside Legacy Arena at The BJCC during his career
- Sampson moves to 1-0 against Auburn Head Coach Steven Pearl during their careers.

NET NOTES

- Houston ended the 2024-25 season at #2 while Auburn finished the year at #3 in the final NCAA NET rankings.

- Ranking system relies on game results, strength of schedule, game location, scoring margin, net offensive and defensive efficiency and qualities of wins and losses.

- Using the quadrant system, the quality of wins and losses will be organized based on game location and the opponent's NET ranking.

- **Quadrant 1: Home 1-30 | Neutral 1-50 | Away 1-75**

- **Quadrant 2: Home 31-75 | Neutral 51-100 | Away 76-135**

- **Quadrant 3: Home 76-160 | Neutral 101-200 | Away 135-240**

- **Quadrant 4: Home 161-353 | Neutral 201-353 | Away 241-353**

- Replaced RPI as primary sorting tool for evaluating teams.1• Approved in July 2019 after consultation with Division I Men's Basketball Committee, National Association of Basketball Coaches, top basketball analytics and Google Cloud Professional Services.

HOUSTON IN NATIONAL POLLS

- Houston rose to #1 in the Associated Press (1,629 pts.) and stayed at #2 in the *USA TODAY Sports* Coaches (752 pts.) polls, as of Nov. 10.

- The Cougars received 18 first-place votes in the AP poll and seven first-place votes in the *USA TODAY Sports* Coaches poll.

- With the Nov. 10 rankings, Houston was ranked in the AP Top 25 for the 253rd week in program history.

- With the Nov. 10 preseason rankings, Houston owns the nation's longest active streak of being ranked at 108 consecutive weeks. Gonzaga previously held the honor at 143 straight weeks

before falling out of the Jan. 15, 2024, poll.

Record when Ranked: With the Nov. 12 win over Oakland inside Fertitta Center, Houston is 391-84 when playing as a ranked team in program history.

as #1: With the Nov. 10 AP ranking, Houston has reached the #1 position for at least one week in five seasons (2025-26; 2023-24; 2022-23; 1982-83 and 1967-68).

- This marked Houston's first #1 (AP) ranking since the March 11, 2024, poll.

- The Nov. 10 ranking marked the earliest that the Cougars reached the #1 ranking. It topped the previous record of the third AP poll of the 2022-23 season, released on Nov. 28, 2023.

- With the Nov. 12 win over Oakland inside Fertitta Center, Houston is 40-7 when competing as the #1 (AP) team during its history.

- The Cougars have won seven of their last eight games when playing as the #1 (AP) team.

- In its first game as the #1 (AP) team, the Cougars claimed a 112-79 home win over Lamar in Houston on Jan. 27, 1968.

in Top 10: With the Nov. 10 rankings, the Cougars appeared in the AP Top 10 for the 148th time in school history.

- The Cougars have appeared in the AP Top 10 in each of the last 13

KELVIN SAMPSON vs. AUBURN (1-1)	
0-0 Home • 0-0 Road • 1-1 Neutral	
with Houston (1-1)	
Mattress Firm Battleground 2k24	
Nov. 9, 2024	L 69-74 Houston (Toyota Center)
NCAA Tournament Midwest Region Round of 32	
March 18, 2023	W 81-64 Birmingham, Ala.

KELVIN SAMPSON vs. STEVEN PEARL (0-0)	
0-0 Home • 0-0 Road • 0-0 Neutral	
Sampson (Houston) v. Pearl (Auburn)	
First meeting	

weeks, beginning with the Jan. 13, 2025, poll.

vs. Auburn: Houston as a ranked team (AP) has posted a 2-1 record when facing Auburn.

- In the most recent meeting, #11/11 Auburn took a 74-69 win over the #4/4 Cougars inside Toyota Center in downtown Houston during The Battleground 2k24 on Nov. 9, 2024.

- #2/1 (1) Houston enjoyed an 81-64 win over (9) Auburn during the NCAA Tournament Midwest Region Second Round inside Legacy Arena in Birmingham, Ala., on March 18, 2023.

- In Houston's first meeting as a ranked (AP) team against Auburn, the ninth-ranked Cougars took a 77-65 win over the Tigers inside Hofheinz Pavilion in Houston on Dec. 8, 1982.

Weekly Streaks: With the Nov. 10 rankings, the Cougars extended their school record with their 108th consecutive week ranked among the AP Top 25. The previous mark was 35 straight weeks in the poll from 1967 to 1969.

- The Cougars have appeared in every AP Top 25 poll since Jan. 20, 2020 and own the nation's longest active streak.

- Houston has appeared in the Coaches poll for 89 consecutive weeks, dating back to March 2, 2020.

- The Jan. 13, 2020, polls were the last time Houston did not appear in either the AP or Coaches Top 25 polls.

Season Streaks: This is the ninth straight season in which Houston was ranked for at least one week.

- The Cougars have been ranked in both final national polls in each of the last eight seasons, a first in program history.

Preseason: This was the sixth straight season in which the Cougars were ranked in both national preseason polls.

- That is the longest streak since the Cougars were ranked in the AP preseason poll for eight consecutive seasons from 1966 to 1974.

HOUSTON'S RECORD ...

Category	2025-26 Record	Pct.	Sampson Era Record	Pct.
All Games	3-0	1.000	302-84	.782
Conference Games	0-0	.000	151-48	.759
Big 12 Games	0-0	.000	34-4	.895
American Games	---	---	117-44	.727
Non-Conference Games	3-0	1.000	151-36	.807
Postseason Games	0-0	.000	36-16	.692
Home Games	3-0	.000	167-24	.874
Away Games	0-0	.000	78-41	.655
Neutral-Site Games	0-0	.000	57-19	.750
vs. Ranked Opponents	0-0	.000	32-24	.571
vs. Unranked Opponents	3-0	.000	270-60	.818
Winning Opening Tip	2-0	1.000	195-37	.841
Opp. Wins Opening Tip	1-0	1.000	107-47	.695
Scoring First	3-0	1.000	205-32	.865
Opp. Scores First	0-0	.000	97-52	.651
Leading at Halftime	3-0	1.000	259-32	.890
Trailing at Halftime	0-0	.000	41-50	.450
Tied at Halftime	0-0	.000	2-3	.400
Leading With 5:00 Remaining	3-0	1.000	285-19	.938
Trailing With 5:00 Remaining	0-0	.000	12-60	.167
Tied With 5:00 Remaining	0-0	.000	5-4	.556
in Overtime	0-0	.000	9-7	.563
Shooting 40+ Percent	3-0	1.000	256-35	.880
Shooting 35-39.99 Percent	0-0	.000	35-31	.530
Shooting <35 Percent	0-0	.000	11-18	.379
Opp. Shoots 40+ Percent	0-0	.000	100-73	.578
Opp. Shoots 35-39.99 Percent	2-0	1.000	87-7	.926
Opp. Shoots <35 Percent	1-0	1.000	115-4	.966
More 3-Pointers than Opp.	3-0	1.000	199-37	.843
Fewer 3-Pointers than Opp.	0-0	.000	74-39	.655
Equal 3-Pointers as Opp.	0-0	.000	29-8	.784
More Free Throws than Opp.	1-0	1.000	150-17	.898
Fewer Free Throws than Opp.	2-0	1.000	137-66	.675
Equal Free Throws as Opp.	0-0	.000	15-1	.938
More Rebounds than Opp.	2-0	1.000	237-35	.871
Fewer Rebounds than Opp.	0-0	.000	57-44	.564
Equal Rebounds as Opp.	1-0	1.000	8-5	.615
More Assists than Opp.	3-0	1.000	224-23	.907
Fewer Assists than Opp.	0-0	.000	61-54	.530
Equal Assists than Opp.	0-0	.000	17-7	.708
More Turnovers than Opp.	0-0	.000	69-34	.670
Fewer Turnovers than Opp.	3-0	1.000	216-46	.824
Equal Turnovers than Opp.	0-0	.000	17-4	.810
Scoring 100+ Pts.	0-0	.000	11-0	1.000
Scoring 90-99 Pts.	0-0	.000	23-0	1.000
Scoring 80-89 Pts.	0-0	.000	74-6	.925
Scoring 70-79 Pts.	2-0	1.000	116-15	.885
Scoring 60-69 Pts.	1-0	1.000	73-34	.682
Scoring <60 Pts.	0-0	.000	5-29	.147
Allowing 100+ Pts.	0-0	.000	0-0	.000
Allowing 90-99 Pts.	0-0	.000	4-1	.800
Allowing 80-89 Pts.	0-0	.000	5-17	.227
Allowing 70-79 Pts.	0-0	.000	28-29	.491
Allowing 60-69 Pts.	0-0	.000	93-28	.769
Allowing <60 Pts.	3-0	1.000	172-8	.956
Games Decided By 1-3 Pts.	0-0	.000	21-28	.429
Games Decided By 4-6 Pts.	0-0	.000	36-17	.679
Games Decided By 7-10 Pts.	0-0	.000	44-15	.746
Games Decided By 11+ Pts.	3-0	1.000	201-24	.893
November	3-0	1.000	54-9	.857
December	0-0	.000	67-13	.838
January	0-0	.000	63-23	.729
February	0-0	.000	60-19	.759
March	0-0	.000	57-18	.760
April	0-0	.000	1-2	.333
in White Houston Uniforms	3-0	1.000	142-29	.830
in White Cougars Uniforms	0-0	.000	24-5	.828
in White Throwback Uniforms	0-0	.000	18-2	.900
in Red Houston Uniforms	0-0	.000	46-33	.583
in Red Script Uniforms	0-0	.000	3-2	.600
in Black Houston Uniforms	0-0	.000	39-8	.830
in Black Cougars Uniforms	0-0	.000	15-3	.833
in Grey Uniforms	0-0	.000	15-1	.929
in Houston Blue Uniforms	0-0	.000	0-1	.000



2025-26 STANDINGS through games of Nov. 14, 2025

TEAM	BIG 12 GAMES			ALL GAMES		
	W	L	Pct.	W	L	Pct.
t1. #1/2 Houston	0	0	.000	3	0	1.000
t1. West Virginia	0	0	.000	4	0	1.000
t1. #5/6 Arizona	0	0	.000	4	0	1.000
t1. Baylor	0	0	.000	3	0	1.000
t1. #7/7 BYU	0	0	.000	3	0	1.000
t1. Cincinnati	0	0	.000	3	0	1.000
t1. Colorado	0	0	.000	3	0	1.000
t1. #11/16 Iowa State	0	0	.000	3	0	1.000
t1. rv/rv Kansas State	0	0	.000	3	0	1.000
t1. Oklahoma State	0	0	.000	3	0	1.000
t1. Utah	0	0	.000	3	0	1.000
t12. #11/11 Texas Tech	0	0	.000	3	1	.750
t12. UCF	0	0	.000	3	1	.750
t14. Arizona State	0	0	.000	2	1	.667
t15. #25/24 Kansas	0	0	.000	2	1	.667
16. TCU	0	0	.000	2	2	.500

UPCOMING GAMES

Sun., Nov. 16	RxBenefitsTheBattleground2k25(Birmingham,Ala.)	#1/2Houstonvs.#22/25Auburn 2pm.	ESPN
	TexasA&M-CorpusChristi@OklahomaState	1 p.m.	ESPN+
	MountSt.Mary'svs.Cincinnati	5 p.m.	ESPN+
Mon., Nov. 17	LafayetteatWestVirginia	6 p.m.	ESPN+
	OaklandatUCF	6 p.m.	ESPN+
	Tulsaatrv/rvKansasState	7 p.m.	ESPN+
	StonehillCollegeat#16/16IowaState	7 p.m.	ESPN+
	GeorgiaStatevs.ArizonaState	8 p.m.	ESPN+
	AlabamaStatevs.Colorado	8 p.m.	ESPN+
Tue., Nov. 18	PurdueFortWayneatUtah	8 p.m.	ESPN+
	StateFarmChampionsClassic(NewYorkCity)		
	#4/4Dukevs.#25/24Kansas	8 p.m.	ESPN
Wed., Nov. 19	RideratHouston 8pm. TNT/truTV		
	ExperianHallofFameSeries(LosAngeles)		
	#5/6Arizonaat#3/3UConn	6 p.m.	FS1
	KansasCityatTCU	7 p.m.	ESPN+
	SouthFloridatOklahomaState	7 p.m.	ESPN+
Thur., Nov. 20	LegendsClassic(DaytonaBeach,Fla.)		
	Pittsburghvs.UCF	6 p.m.	ESPN2
	BahaMarChampionship(Nassau,Bahamas)		
	WakeForestvs.#11/11TexasTech	730pm.	CBSSN
	CalPolyatUtah	8 p.m.	ESPN+
	HallofFameClassic(KansasCity)		
	MississippiStatevs.rv/rvKansasState	830pm.	Peacock
	ArizonaStateatHawaii	11 p.m.	ESPN2
Fri., Nov. 21	PlayedinSaltLakeCity		
	Wisconsinvs.#7/7BYU	3 p.m.	Peacock
	Clemsonvs.WestVirginia	5:30 p.m.	ESPN2
	TheHoopsClassic(HeritageBankCenter)		
	#12/12Louisvillevs.Cincinnati	5:30 p.m.	ESPN
	AcrisureHolidayClassic		
	UCDavisatColorado	8 p.m.	ESPN+
	BahaMarChampionship(Nassau,Bahamas)		
	TBAvs.#11/11TexasTech	TBA	CBSSN
	HallofFameClassic(KansasCity)		
	TBAvs.rv/rvKansasState	TBA	Peacock

RECENT GAMES

Sat., Nov. 15	Princetonat#25/24Kansas	
	SamHoustonatUtah	
	HallofFameSeries(Boston)	
	#3/3UConnvs.#7/7BYU	
Fri., Nov. 14	UCF86,atTexasA&M74	
	at#11/11TexasTech80, Milwaukeee63	
	#6/5Michigan67,atTCU63	
	atBaylor94, TarletonState81	
	atColorado97, Providence88	
	ExperianHallofFameSeries(LosAngeles)	
	vs.#5/6Arizona69, #15/15UCLA	
	#19/19Gonzaga77,atArizonaState65	
Thur., Nov. 13	atWestVirginia71, Pittsburgh49	
	atKansasState99, California97	
Wed., Nov. 12	#1/2Houston78, Oakland45	
	atOklahomaState94, PrairieViewA&M67	
Tue., Nov. 11	Twyman-StokesClassic	
	atCincinnati74, Dayton62	
	atUCF97, FloridaA&M60	
	at#25/24Kansas77, TexasA&M-CorpusChristi46	
	at#14/14Illinois81, #11/11TexasTech77	
	at#5/6Arizona84, NorthernArizona49	
	at#7/7BYU85, Delaware68	

HOUSTON vs. RANKED OPPONENTS

- Houston has posted a 101-189 record against ranked opponents during its history.
- The Cougars finished 11-4 against ranked opponents during the 2024-25 season.
- Houston has won 11 of its last 13 games against ranked opponents in 2024-25. Only a 65-63 loss to #3/3 (1) Florida during the NCAA Tournament National Championship Game inside Alamodome in San Antonio, Texas, on April 7 prevents a longer streak.

ABOUT AUBURN

- Auburn enters Sunday's game with a 3-0 overall record.
- The Tigers are ranked #22 in the latest Associated Press poll and at #25 in Monday's *USA TODAY Sports* Coaches poll.
- Sunday's game will be Auburn's first neutral-site action of the season.
- In its most recent action, Auburn took a 93-62 win over Wofford inside Neville Arena in Auburn, Ala., on Tuesday.
- Against Wofford, senior guard Keyshawn Hall led the Tigers with 20 points, 11 rebounds, six assists, two steals and three blocked shots. Sophomore guard Elijah Freeman posted a game-high 21 points with five rebounds and 6.0 rebounds per game while sophomore guard Kevin Overton came off the bench to record 13 points with two rebounds and a game-high three steals.
- This season, Hall leads Auburn with 24.3 points and 11.0 rebounds per game. He is one of six Tigers averaging double-digit points.
- Senior forward KeShawn Murphy stands second with 17.0 points and 8.0 rebounds per game while freshman forward Sebastian Williams-Adams is third with 12.3 points per contest. Freeman averages 11.36 points and 6.0 rebounds per game while sophomore guard Tahaad Pettiford posts 11.0 points with a team-high 3.7 assists per game. Overton averages 10.7 points and a team-best 2.7 steals per game.

Head Coach: Steven Pearl is in his first full season at Auburn and as a collegiate head coach.

- During the 2021-22 season, Pearl served as acting head coach for one game against North Alabama on Dec. 14, 2021, as his father, then-Head Coach Bruce Pearl, served an NCAA suspension.

- Pearl has built a 4-0 record at Auburn and during his career.
- Sunday's game will be the first time that Pearl has faced Houston during his career.
- Sunday's game will be the first time that Pearl has faced Houston **Head Coach Kelvin Sampson** during their careers.
- 2010 graduate of Tennessee.

SERIES HISTORY vs. AUBURN

- Houston holds a 7-2 lead in the series, which began during the 1961-62 season.
- This marks the third consecutive season in which the schools will play.
- The Cougars have won six of the last seven meetings.
- However, then #11/11 Auburn can boast of the most recent success after taking a 74-69 win over the fourth-ranked Cougars during the Mattress Firm Battleground 2k24 inside Toyota Center in downtown Houston on Nov. 9, 2024.

at Neutral Site: Houston owns a 2-1 lead in the series in games played at a neutral site.

- In the most recent neutral-site meeting, then #11/11 Auburn claimed a 74-69 win over the fourth-ranked Cougars during the Mattress Firm Battleground 2k24 inside Toyota Center in downtown Houston on Nov. 9, 2024.
- In the first neutral-site meeting, Houston took an 89-76 win during the Sugar Bowl classic inside Loyola Field House in New Orleans on Dec. 30, 1965.

in Legacy Arena: Houston owns a 1-0 lead in the series in games played inside Legacy Arena in The BJCC in Birmingham, Ala.

- In the lone previous meeting, #2/1 (1) Houston enjoyed an 81-64 win over (9) Alabama during the NCAA Tournament Midwest Regional Round of 32 on March 18, 2023.

KELVIN SAMPSON vs. AUBURN

- Houston **Head Coach Kelvin Sampson** owns a 1-1 record against Auburn during his career.

- Both previous meetings against the Tigers have come during his Houston tenure.
- In the most recent meeting against Auburn, Sampson's 2024-25 #4/4 Cougars dropped a 74-69 decision to the 11th-ranked Tigers during the Mattress Firm Battleground 2k24 inside Toyota Center in Houston on Nov. 9, 2024.

- In his first meeting against the Tigers, Sampson's #2/1 2022-23 Cougars took an 81-64 win over No. 9 seed Auburn during the NCAA Tournament Midwest Regional Round of 32 inside Legacy Arena in Birmingham, Ala.

at Neutral Site: Sampson is 1-1 against the Tigers in games played at a neutral site.

- In the most recent neutral-site meeting against Auburn, Sampson's 2024-25 #4/4 Cougars dropped a 74-69 decision to the 11th-ranked Tigers during the Mattress Firm Battleground 2k24 inside Toyota Center in Houston on Nov. 9, 2024.

- In his first neutral-site meeting against the Tigers, Sampson's #2/1 2022-23 Cougars took an 81-64 win over No. 9 seed Auburn during the NCAA Tournament Midwest Regional Round of 32 inside Legacy Arena in Birmingham, Ala.

in Legacy Arena: Sampson is 1-0 against the Tigers in games played in Legacy Arena in Birmingham, Ala.

- In his lone previous neutral-site meeting against the Tigers, Sampson's #2/1 2022-23 Cougars took an 81-64 win over No. 9 seed Auburn during the NCAA Tournament Midwest Regional Round of 32 inside Legacy Arena in Birmingham, Ala.

KELVIN SAMPSON vs. STEVEN PEARL

- Saturday's game will be the first time that Houston **Head Coach Kelvin Sampson** has faced Auburn Head Coach Steven Pearl during their careers.

NATIONAL POLLS as of Nov. 10, 2025

2025-26 opponents/possible opponents in bold

Associated Press

Rk.	Team	Record	Pts.
1.	Houston (18)	2-0	1,462
2.	Purdue (36)	2-0	1,459
3.	UConn (3)	2-0	1,361
4.	Duke (2)	2-0	1,223
5.	Arizona	2-0	1,204
6.	Michigan (1)	1-0	1,121
7.	BYU	2-0	1,111
8.	Alabama (1)	2-0	1,087
9.	Kentucky	2-0	1,072
10.	Florida	1-1	990
11.	Texas Tech	2-0	969
12.	Louisville	2-0	856
13.	St. John's	1-1	812
14.	Illinois	2-0	610
15.	UCLA	2-0	609
16.	Iowa State	2-0	605
17.	Michigan State	2-0	557
18.	North Carolina	2-0	494
19.	Gonzaga	2-0	466
20.	Tennessee	2-0	456
21.	Arkansas	1-1	324
22.	Auburn	2-0	207
23.	Creighton	1-0	153
24.	Wisconsin	2-0	140
25.	Kansas	1-1	130

Others receiving votes: NC State 87, San Diego State 67, Indiana 45, Oregon 43, Vanderbilt 37, Ohio State 17, Baylor 14, USC 12, Kansas State 5, Missouri 4, Mississippi 4, Mississippi State 3, Georgia 2, Stanford 1, Oklahoma State 1, Texas 1, Georgetown 1, Utah State 1, Iowa 1, Virginia Tech 1.

USA TODAY Sports Coaches'

Rk.	Team	Record	Pts.
1.	Purdue (21)	2-0	749
2.	Houston (7)	2-0	746
3.	UConn	2-0	682
4.	Duke (1)	2-0	661
5.	Michigan	1-0	582
6.	Arizona	2-0	574
7.	BYU	2-0	544
8.	Kentucky (2)	2-0	537
9.	Alabama	2-0	532
10.	Florida	1-1	507
11.	Texas Tech	2-0	454
12.	Louisville	2-0	430
13.	St. John's	1-1	384
14.	Illinois	2-0	379
15.	UCLA	2-0	324
16.	Iowa State	2-0	292
17.	Michigan State	2-0	288
18.	Tennessee	2-0	282
19.	Gonzaga	2-0	249
20.	North Carolina	2-0	225
21.	Arkansas	1-1	135
22.	Wisconsin	2-0	100
23.	Creighton	1-0	92
24.	Kansas	1-1	82
25.	Auburn	2-0	48

Others receiving votes: Vanderbilt 31; Oregon 26; Baylor 25; Indiana 24; NC State 23; Virginia 14; San Diego State 10; Mississippi 8; USC 6; Clemson 5; Georgetown 5; Missouri 5; Georgia 4; Saint Mary's (Calif.) 4; Iowa 3; Ohio State 2; Kansas State 1.

WEEK-by-WEEK

Date	AP	Coaches
Preseason	#2 (16) [1,459]	#2 (12) [749]
Week 1 (Nov. 10)	#1 (18) [1,462]	#2 (7) [746]
Week 2 (Nov. 17)	---	---
Week 3 (Nov. 24)	---	---
Week 4 (Dec. 1)	---	---
Week 5 (Dec. 8)	---	---
Week 6 (Dec. 15)	---	---
Week 7 (Dec. 22)	---	---
Week 8 (Dec. 29)	---	---
Week 9 (Jan. 5)	---	---
Week 10 (Jan. 12)	---	---
Week 11 (Jan. 19)	---	---
Week 12 (Jan. 26)	---	---
Week 13 (Feb. 2)	---	---
Week 14 (Feb. 9)	---	---
Week 15 (Feb. 16)	---	---
Week 16 (Feb. 23)	---	---
Week 17 (March 2)	---	---
Week 18 (March 9)	---	---
Week 19 (March 16)	---	---
Final (April 7)	---	---

() — First-place votes | [] Poll points

WINNINGEST NCAA DIVISION I TEAMS since 2017-18
through games of Nov. 13, 2025 | 2025-26 opponents/possible opponents in bold

Rk.	School	25-26 + Prev. 8 Yrs	25-26 + Prev. 7 Yrs (Rk.)	25-26 + Prev. 6 Yrs (Rk.)	25-26 + Prev. 5 Yrs (Rk.)	25-26 + Prev. 4 Yrs (Rk.)	25-26 + Prev. 3 Yrs (Rk.)	25-26 + Prev. 2 Yrs (Rk.)	2025-26	2024-25	2023-24	2022-23	2021-22	2020-21	2019-20	2018-19	2017-18
1.	Houston	246-44	219-36 (1)	186-32 (1)	163-24 (1)	135-20 (1)	103-14 (1)	70-10 (1)	3-0	35-5	32-5	33-4	32-6	28-4	23-8	33-4	27-8
2.	Gonzaga	242-39	210-34 (2)	177-30 (2)	146-28 (2)	115-27 (5)	87-23 (6)	56-17 (8)	3-0	26-9	27-8	31-6	28-4	31-1	31-2	33-4	32-5
3.	Duke	223-60	194-52 (3)	162-46 (3)	137-40 (t4)	124-29 (2)	92-22 (3)	65-13 (2)	3-0	35-4	27-9	27-9	32-7	13-11	25-6	32-6	29-8
4.	Kansas	214-69	183-61 (t4)	157-51 (t5)	129-48 (8)	108-39 (9)	74-33 (t10)	46-25	2-1	21-13	23-11	28-8	34-6	21-9	28-3	26-10	31-8
5.	Purdue	209-73	179-66 (t7)	153-56 (7)	137-41 (t4)	119-31 (3)	90-23 (4)	61-17 (t5)	3-0	24-12	34-5	29-6	29-8	18-10	16-15	26-10	30-7
6.	Auburn	205-70	179-62 (t7)	149-52	124-46 (t10)	111-32 (8)	83-26 (8)	62-13 (4)	3-0	32-5	27-8	21-13	28-6	13-14	25-6	30-10	26-
7.	Tennessee	204-74	178-65 (t9)	147-59	130-45 (7)	112-36 (7)	85-28 (7)	60-17 (7)	3-0	30-8	27-9	25-11	27-8	18-9	17-14	31-6	26-9
8.	Liberty	202-73	180-58 (6)	151-51 (t8)	121-47	98-41	76-30	49-21	3-0	28-7	18-14	27-9	22-11	23-6	30-4	29-7	22-15
t9.	San Diego State	200-68	178-57 (t9)	157-44 (t5)	127-42 (9)	104-37 (t10)	81-28 (9)	49-21	2-0	21-10	26-11	32-7	23-9	23-5	30-2	21-13	22-11
t9.	Drake	200-77	183-60 (t4)	159-50 (4)	139-36 (3)	113-31 (6)	88-20 (5)	61-12 (t5)	2-1	31-4	28-7	27-8	25-11	26-5	20-14	24-10	17-17
t11.	Michigan State	196-82	166-77	134-70	112-61	97-48	74-35	53-22 (t10)	3-0	30-7	20-15	21-13	23-13	15-13	22-9	32-7	30-5
t12.	Virginia	194-70	163-67	128-64	105-57	87-50	66-36	41-28	3-0	15-17	23-11	25-8	21-14	18-7	23-7	35-3	31-3
t13.	Vermont	193-63	166-55	139-48	113-41	103-36	75-30	52-19 (t10)	3-0	21-12	28-7	23-11	28-6	10-5	26-7	27-7	27-8
t13.	Belmont	193-69	169-60	142-54	116-47	90-43	65-35	44-24	2-0	22-11	20-13	21-11	25-8	26-4	26-7	27-6	24-9
t15.	North Carolina	191-93	165-82	136-75	122-56	104-45	75-35	55-22 (9)	3-0	23-14	29-8	20-13	29-10	18-11	14-19	29-7	26-11
t16.	Villanova	190-85	154-80	128-70	104-63	86-56	56-48	39-31	2-1	19-14	18-16	17-17	30-8	18-7	24-7	26-10	36-5
t16.	Texas Tech	190-88	163-78	132-71	114-58	96-47	69-37	53-21 (t10)	2-1	28-9	23-11	16-16	27-10	18-11	18-13	31-7	27-10
18.	Baylor	189-79	170-64	150-50 (t10)	124-46 (t10)	96-44	69-37	46-26	2-0	20-15	24-11	23-11	27-7	28-2	26-4	20-14	19-15
19.	Kentucky	187-83	161-72	131-65	106-59	97-43	71-35	49-23	2-1	24-12	23-10	22-12	26-8	9-16	25-6	30-7	26-11
20.	Oregon	186-92	163-79	138-66	114-59	93-52	73-37	52-22	3-0	25-10	24-12	21-15	20-15	21-7	24-7	25-13	23-13

LAST TIME vs. AUBURN

#11/11 Auburn 74, #4/4 Houston 69 • Mattress Firm Battleground 2k24 • Toyota Center • Houston • Saturday, Nov. 9, 2024
by Associated Press

• #4/4 Houston dropped a hard-fought battle to No. 11 Auburn, 74-69, during the nightcap of the Mattress Firm Battleground 2k24 inside Toyota Center.

• Graduate guard **LJ Cryer** and junior guard **Emanuel Sharp** each had 13 points for Houston (1-1), graduate forward **J'Wan Roberts** had 12 points and seven rebounds and sophomore forward **Joseph Tugler** and junior guard **Milos Uzan** each scored 10.

• After Houston regained the lead at 67-66 on a 3-pointer by Sharp with 2:14 remaining, Chad Baker-Mazara hit a jumper for Auburn, and after the Cougars turned it over the next time down the floor, Baker-Mazara hit two free throws to give the Tigers a 3-point lead with 49 seconds left.

• Cryer missed a jumper with 33 seconds left, and Denver Jones stole the rebound. Jones was fouled and hit two free throws to extend the lead to 72-67 with 22 seconds remaining.

• Chaney Johnson had 11 points and 10 rebounds for Auburn (2-0). Johni Broome scored 16 points while Tahaad Pettiford had 15 in the second half.

LAST TIME OUT

#1/2 Houston 78, Oakland 45 • Fertitta Center • Houston • Wednesday, November 12, 2025

• Freshman guard **Kingston Flemings** had 19 points and nine assists, senior guard **Emanuel Sharp** scored 19 points and the top-ranked Cougars routed Oakland 78-45 on Wednesday evening inside Fertitta Center.

• Flemings was 8-of-12 from the floor, and Sharp shot 7-of-13, including 5-of-9 on 3-pointers, for Houston. The Cougars shot 45% and were 9-of-31 on 3-pointers.

• Flemings and Sharp each had 11 points in the first half and shot a combined 8 of 16 from the field as the Cougars led 39-17 at the half.

• Houston's freshman forward **Chris Cenac Jr.** finished with 11 points. The Cougars outrebounded the Grizzlies 46-32 and held a 40-20 advantage in points in the paint.

• With the win, the Cougars recorded their 20th straight non-conference home game of allowing 60 points or fewer. That is 14 games longer than any other active streak by an NCAA Division I team.

• It trails only a 24-game run by Air Force from January 2003 to November 2006 as the longest streak over the last 35 seasons.

• Isaac Garrett had 20 points and seven rebounds, and Nassim Mashhour added nine points for Oak-land. The Grizzlies shot 31%.

• Oakland started the season with losses to then-No. 7 Michigan (121-78) on Nov. 3 and then-No. 1 Purdue (87-77) on Friday before facing the Cougars.

• Houston jumped to an 8-0 lead on a 3-pointer by Sharp just over a minute into

HOME SWEET HOME

Since 2015-16, the Cougars have posted a 158-15 (.913) record while competing in three different home venues, including a 131-7 (.949) mark in the last 7+ seasons.

Houston is 112-7 (.941) in the Fertitta Center during the facility's history

Season	Record	Venue (Record)
2025-26	3-0	Fertitta Center
2024-25	16-1	Fertitta Center
2023-24	17-0	Fertitta Center
2022-23	16-2	Fertitta Center
2021-22	16-1	Fertitta Center
2020-21	15-0	Fertitta Center
2019-20	14-2	Fertitta Center
2018-19	19-1	Fertitta Center (15-1) / H&PE Arena (4-0)
2017-18	15-0	H&PE Arena
2016-17	12-5	Hofheinz Pavilion (12-4) / H&PE Arena (0-1)
2015-16	15-3	Hofheinz Pavilion
Totals	158-15	Fertitta Center (112-7); H&PE Arena (19-1); Hofheinz Pavilion (27-7)

the game, and the Cougars extended the lead to 21-8 on another 3-pointer by Sharp with 12 minutes left in the first half.

GOING FOR EIGHT STRAIGHT

• Houston extended its school record-setting NCAA Tournament streak in 2024-25.

• With their postseason berth, the Cougars have competed in seven consecutive NCAA Tournaments (2025 NCAA National Championship Game, 2024 Sweet 16, 2023 Sweet 16, 2022 Elite Eight, 2021 Final Four, 2019 Sweet 16, 2018 Second Round) (The 2020 Tournament was not held due to the COVID-19 pandemic).

• In a program history which features 26 NCAA Tournament berths and seven NCAA Final Four appearances, Houston has never competed in eight straight NCAA Tournaments.

• The Cougars competed in 4+ straight NCAA Tournaments five times during the program's history: 2018 to present; 1981 to 1984; 1970 to 1973 and 1965 to 1968).

• Houston also owns the nation's longest active streak with six straight appearances in the NCAA Tournament Sweet 16 or farther.

BIG 12 PRESEASON POLLS

• For the first time in school history, Houston was tabbed as the preseason favorite in the Big 12 Conference Coaches Preseason Poll.

• The Cougars received all but two first-place votes (of 16) and 224 points to finish 20 points ahead of second-place BYU.

• This marked the seventh straight season, in which Houston was picked among the Top-Two leaders in its conference preseason poll.

• Houston was tabbed as preseason favorite for its last four years in the American Athletic Conference (2019-23).

• Senior guard **Emanuel Sharp**, senior point guard **Milos Uzan** and junior forward **Joseph Tugler** were named to the Preseason All-Big 12 Team. Houston was the only school with three student-athletes on the team.

• In late October, Houston also was picked by Big 12 media members as the preseason favorite, ahead of Texas Tech, BYU, Arizona and Iowa State.

HOME SWEET HOME

• The Cougars have made Fertitta Center one of the top homecourt advantages in college basketball.

• With its Nov. 12 win over Towson, Houston has won 41 of its last 42 home games inside Fertitta Center. Only a Feb. 1 loss in overtime to #22/19 Texas Tech prevents a longer streak.

• The Cougars posted a perfect 17-0 home record inside Fertitta Center in 2023-24. It was the 11th undefeated home season in school history and the third under **Head Coach Kelvin Sampson**.

• The Cougars have posted a 121-7 (.941) record inside Fertitta Center since the \$60 million facility opened on Dec. 1, 2018.

• The Nov. 12 game against Oakland was the 95th sellout in the history of the Fertitta Center and the 57th in the last 58 games.

• The Fertitta Center's last non-sellout was the 2023-24 season opener when 6,832 fans watched the Cougars defeat ULM on Nov. 6, 2023.

STAFF ADDITIONS

• The Cougars welcome three staff members to the program in 2025-26.

• **Mike Ekanem** joined as assistant coach after spending the 2024-25 season at Oklahoma State.

• Ekanem — whose name is pronounced E-Con-Em — follows former Associate Head Coach **Quannas White**, who accepted a position as head coach at Louisiana.

• Eric Johanning joined the staff as assistant sports performance coach. He follows former Assistant Strength Coach **Bryan Clarke**, who accepted a position at Stetson.

• **Cormia Lewis** has joined the Sports Medicine staff as the team's graduate assistant athletics trainer.

WINNINGEST TEXAS NCAA DIVISION I TEAMS since 2015-16

(through games of Nov. 13, 2025)

Rk.	School	W-L	Pct.
1.	Houston	289-65	.816
2.	Baylor	238-99	.706
3.	Texas Tech	227-115	.664
4.	Stephen F. Austin	208-107	.660
5.	North Texas	204-132	.607
t6.	Texas A&M	202-129	.610
t6.	Texas	202-137	.596
t8.	SMU	198-115	.633
t8.	Sam Houston	198-132	.600
10.	TCU	190-148	.562
11.	Texas State	187-139	.574
12.	Abilene Christian	186-135	.579
13.	Tarleton State	184-126	.594

DOUBLE-DOUBLE DUTY

• Freshman center/forward **Chris Cenac Jr.** made an impressive debut in the Cougars' season-opening win over Lehigh inside Fertitta Center on Nov. 3.

• Cenac posted 12 points with 10 rebounds and added a block and steal against the Mountain Hawks.

• Cenac became the first freshman to record a double-double in his Houston debut since freshman forward **George Williams** finished with 15 points and 10 rebounds in an 81-59 win over Alaska-Fairbanks during the Top of the World Classic in Fairbanks, Alaska, on Nov. 18, 1999.

• He became the first Cougar and the first first-year Cougar to record a double-double in a season opener since then-senior guard **Kyler Edwards** finished with 10 points and 11 rebounds against Hofstra inside Fertitta Center on Nov. 9, 2021.

ON the BOARDS

• With a game-high 13 rebounds in the Nov. 8 win over Towson inside Fertitta Center, freshman center/forward **Chris Cenac Jr.** etched his name in the Houston records book.

• Cenac became the first freshman in school history to record double-digit rebounding performances in each of the first two games to open the season.

• He also became the first Cougar to accomplish that feat since **Devin Davis** during the first two games of the 2016-17 season.

• Cenac's combined 23 rebounds was the highest two-game total to open a season since forward **TaShawn Thomas** snared 30 boards in the first two games of the 2012-13 season.

• This season, Cenac leads the Cougars and is tied for fourth in the Big 12 with 9.0 rebounds per game.

SHARP BEHIND the ARC

• Senior guard **Emanuel Sharp** has established himself as one of the nation's premier 3-point shooters and looks to rise higher in the Houston records book in 2025-26.

• The Tampa, Fla., native ranks ninth in Houston history with 220 career treys and needs only 57 more treys to top **Marcus Sasser** as the program's all-time leader.

• With two treys in the Nov. 8 win over Towson inside Fertitta Center, Sharp moved past guard **Corey Davis**, who drained 214 3-pointers from 2017 to 2019.

• Up next in the Houston records book is guard **Andre Owens**, who buried 227 3-pointers from 2002 to 2005.

• Sharp also ranks sixth in Houston career history with 581 3-point field goal attempts.

• Sharp has made at least one 3-point field goal in each of his last 19 games Sunday's game vs. #22/25 Auburn.

• In October, Sharp was named to the *Blue Ribbon College Yearbook* Preseason All-America Fourth Team and was one of three Cougars named to the Preseason All-Big 12 Conference team.

• Sharp also was one of 20 student-athletes from across the nation to be named to the Jerry West Shooting Guard of the Year Top 20 Preseason Watch List.

GOING for 20

• Senior guard **Emanuel Sharp** opened the 2025-26 season in impressive fashion with a game-high 24 points in the Nov. 3 season opener vs. Lehigh inside Fertitta Center.

• Sharp became the first Cougar to score 20 points in a season opener since he scored a game-high 20 points during an 84-31 win against ULM inside Fertitta Center on Nov. 6, 2023.

ON POINT

• Senior point guard **Milos Uzan** electrified Houston fans with his decision to

KENPOM.COM TOP 25 in BOTH OFFENSIVE & DEFENSIVE EFFICIENCIES through games of Nov. 13, 2025

School	OFF.	Rk.	DEF.	Rk.
Houston	118.1	23rd	88.3	1st
Kentucky	121.8	8th	93.7	9th
Illinois	123.3	3rd	94.9	14th
Duke	122.6	5th	93.3	6th
UConn	122.8	4th	94.7	12th
Gonzaga	121.8	9th	92.7	5th
Michigan	118.3	22nd	94.0	10th
Arizona	121.0	13th	95.4	15th
Iowa State	118.2	24th	91.3	3rd
Florida	119.7	17th	93.6	8th
Wisconsin	119.9	16th	96.5	23rd
Baylor	118.8	19th	96.4	21st
Clemson	118.6	21st	96.5	22nd

of 20 student-athletes from across the nation to be named to the Bob Cousy Point Guard of the Year Top 20 Preseason Watch List.

• A year ago, the Las Vegas native started all 40 games to set a school single-season record and led the Cougars to the NCAA Tournament National Championship Game.

• With a 2.98 assist-turnover ratio, he topped Houston, finished third in the league and ranked 11th nationally with that total.

JOJO SAYS NO NO

• Junior forward **Joseph Tugler** has become one of the nation's premier defensive players during his two years at Houston.

• Tugler lived up to that billing with four blocked shots and a pair of steals in Houston's Nov. 12 win over Oakland inside Fertitta Center.

• It was the fifth time in his career that Tugler swatted 4+ blocked shots in a game.

• While Tugler swatted only one opposing shot in Houston's Nov. 8 win over Towson, he collected a game- and career-high five steals against the Tigers inside Fertitta Center.

• During the 2025 preseason, Tugler received Preseason All-America honors from *Blue Ribbon College Yearbook* and was recognized as the inaugural CBS Sports Preseason National Defensive Player of the Year.

withdraw from the NBA Draft in May and return to the Cougars for his final season of eligibility.

• This season, Uzan ranks among the Big 12's Top-15 leaders in assists (4.7 apg, t-12th) and assist-turnover ratio (3.50, t-7th) and has dished out 14 assists with only four giveaways.

• In early November, he was recognized as *The Sporting News* Preseason All-America Second-Team selection.

• In October, Uzan was named to the *Field of 68* and CBS Sports Preseason All-America Third Teams and was one of three Cougars named to the Preseason All-Big 12 Conference team.

• He also was named to the National Association of Basketball Coaches National Player of the Year Watch List and was one of 20 student-athletes from across the nation to be named to the Bob Cousy Point Guard of the Year Top 20 Preseason Watch List.

• A year ago, the Las Vegas native started all 40 games to set a school single-season record and led the Cougars to the NCAA Tournament National Championship Game.

• With a 2.98 assist-turnover ratio, he topped Houston, finished third in the league and ranked 11th nationally with that total.

COUGARS AMONG STATISTICAL LEADERS

National rankings (through Nov. 13, 2025)
Big 12 rankings (through Nov. 13, 2025)
Big 12 leader in **bold**

TEAM			
Category	Mark	Big 12 Rank	National Rank
AP (as of Nov. 10)	#1	1st	#1
USA TODAY Sports Coaches (as of Nov. 10)	#2	1st	#2
NET (Final 2024-25)	#3	1st	#3
KenPom (thru Nov. 13)	+29.83	1st	1st
Offensive Efficiency	118.2	25th	6th
Defensive Efficiency	88.3	1st	1st
ESPN BPI (thru Nov. 13)	22.2	1st	2nd
W-L Percentage	1.000	t-1st	t-1st
Big 12 W-L Percentage	---	t-1st	---
Scoring Offense	72.7	15th	295th
Scoring Defense	50.0	1st	10th
Scoring Margin	+22.7	3rd	124th
FG Pct.	43.3	16th	266th
Opp. FG Pct.	35.8	3rd	99th
3-Pt. Pct.	28.6	16th	278th
3-Pt. FGs per Game	8.0	t-10th	199th
Opp. 3-Pt. Pct.	21.7	1st	33rd
FT Pct.	74.3	4th	60th
Opp. FT Pct.	61.5	9th	---
Total Rebounds	41.3	6th	175th
Total Rebounds Allowed	32.3	7th	---
Rebounding Margin	+9.0	3rd	145th
Offensive Rebounds	15.0	3rd	117th
Offensive Rebound Pct.	39.5	3rd	---
Defensive Rebounds	26.3	10th	203rd
Defensive Rebound Pct.	73.8	7th	---
Assists	16.0	t-11th	217th
Steals	10.3	2nd	41st
Blocked Shots	4.7	7th	128th
Turnovers	10.3	t-7th	164th
Turnover Margin	+5.0	t-3rd	96th
Turnovers Forced	15.3	t-3rd	77th
Assist/Turnover Ratio	1.55	4th	211th

INDIVIDUAL

Category	Mark	Big 12 Rank	National Rank
SCORING			
Emanuel Sharp	17.3	t-16th	179th
Kingston Flemings	15.7	---	298th
Joseph Tugler	10.0	---	1,074th
Milos Uzan	8.7	---	1,366th
Chris Cenac Jr.	8.3	---	1,436th

REBOUNDS			
Chris Cenac Jr.	9.0	t-4th	78th

FIELD-GOAL PERCENTAGE			
Kingston Flemings	73.1	4th	22nd
Emanuel Sharp	50.0	---	309th

ASSISTS			
Milos Uzan	4.7	t-12th	139th
Kingston Flemings	4.7	t-12th	139th

FREE THROW PERCENTAGE			
Emanuel Sharp	83.3	t-9th	284th

STEALS			
Joseph Tugler	2.3	t-6th	90th
Emanuel Sharp	1.7	---	214th

3-POINT FIELD GOAL PERCENTAGE			
Emanuel Sharp	40.0	---	193rd

3-POINT FIELD GOALS MADE			
Emanuel Sharp	2.7	t-10th	159th

BLOCKED SHOTS			
Joseph Tugler	3.0	1st	18th

ASSIST/TURNOVER RATIO			
Milos Uzan	3.50	t-7th	127th
Kingston Flemings	3.50	t-7th	127th

OFFENSIVE REBOUNDS			
Chris Cenac Jr.	3.0	t-6th	130th

DEFENSIVE REBOUNDS			
Chris Cenac Jr.	6.0	6th	88th

MINUTES PLAYED			
Milos Uzan	34:00	4th	58th

DOUBLE-DOUBLES			
Chris Cenac Jr.	1	t-2nd	55th

30-POINT GAMES			
Player	2025-26	Career	
Emanuel Sharp	0	1	[1-0]

20-POINT GAMES			
Player	2025-26	Career	
Emanuel Sharp	1	9	[7-2]
Milos Uzan	0	4	[3-1]
Kingston Flemings	1	1	[1-0]
Kalifa Sakho	0	1	[1-0]

DOUBLE-FIGURE SCORING GAMES			
Player	2025-26	Career	
Emanuel Sharp	2	60	[55-5]
Milos Uzan	2	54	[37-17]
Kalifa Sakho	0	11	[6-5]
Joseph Tugler	2	9	[8-1]
Ramon Walker Jr.	0	5	[5-0]
Chris Cenac Jr.	2	2	[2-0]
Kingston Flemings	2	2	[2-0]
Mercy Miller	0	1	[1-0]

DOUBLE-DOUBLES			
Player	2025-26	Career	
Joseph Tugler	0	2	[2-0]
Kalifa Sakho	0	2	[0-2]
Chris Cenac Jr.	1	1	[1-0]
Milos Uzan	0	1	[1-0]

20-REBOUND GAMES			
Player	2025-26	Career	
None			

DOUBLE-FIGURE REBOUNDING GAMES			
Player	2025-26	Career	
Kalifa Sakho	0	4	[1-3]
Joseph Tugler	0	3	[3-0]
Chris Cenac Jr.	2	2	[2-0]
Milos Uzan	0	1	[1-0]

DOUBLE-FIGURE ASSIST GAMES			
Player	2025-26	Career	
Milos Uzan	0	2	[1-0/1-0]

Bold – Totals | **()** – current streak | **[]** records

CONSECUTIVE GAMES/STARTS STREAKS

Player	Consecutive Games	Consecutive Starts	Career Starts
Milos Uzan	107/43 / (107/43)	93/43 / (93/43)	98
Emanuel Sharp	80 (20)	23 (13)	70
Joseph Tugler	43 (43)	22 (13)	37
Ramon Walker Jr.	33 (3)	2	2
Cedric Lath	10 (2)	0	0
Mercy Miller	8 (3)	0	0
Kordel Jefferson	7 (1)	0	0
Chase McCarty	3 (3)	0	0
Chris Cenac Jr.	3 (3)	3 (3)	3
Kingston Flemings	3 (3)	3 (3)	3
Isiah Harwell	1	0	0
Jacob McFarland	0	0	0
Bryce Jackson	0	0	0
Kalifa Sakho	3/62 / (3/62)	0/32 / (0/32)	32

Career highs in **bold** | () indicates current streak
[] career total, including previous schools

HAIL the KING

• Freshman point guard **Kingston Flemings** led all players with a career-high 20 points on 8-of-10 shooting against Towson inside Fertitta Center on Nov. 8.

• It was the first time that true freshman scored 20+ points in one of the first two games to start his career since guard **Tramon Mark** scored 22 points against Lamar in the 2020-21 season opener inside Fertitta Center on Nov. 25, 2020.

• Fleming fell just short of his first career double-double with 19 points on 8-of-12 shooting and a game-high nine assists against Oakland inside Fertitta Center on Nov. 12.

• This season, Flemings ranks second on the team with 15.7 points per game. The San Antonio, Texas, native leads the Cougars and stands fourth in the Big 12 with a .731 field goal percentage (19-of-26).

INJURY BUG

• Center **Jacob McFarland** missed his redshirt freshman season after suffering a broken leg in practice on Oct. 29, 2024.

• In mid-September 2025, he un-

derwent a second surgery to replace the rod in that leg with a larger rod to promote further healing.

• No timetable has been announced, but it is expected to be a few months.

CAPS and GOWNS

• Two Cougars on the 2025-26 roster have already received their bachelor's degrees.

• Graduate guard **Ramon Walker Jr.** received his bachelor's degree in integrated studies in May 2025. He will do post-baccalaureate work in health this season.

• Graduate center **Kalifa Sakho** received his bachelor's degree in communication studies from Sam Houston in May 2025. He will do post-baccalaureate work in exploratory studies at Houston in 2025-26.

• In addition to these graduates, senior guard **Emanuel Sharp** is scheduled to receive his bachelor's degree in integrated studies in May 2026.

JERSEY NUMBER NOTES

• Two Cougars will wear different jersey numbers during the 2025-26 season.

• After being listed at #12 for his first two seasons, sophomore center **Jacob McFarland** will don #13 this season.

• Wearing #2 in each of his two full seasons, junior **Cedric Lath** will compete in #8 in 2025-26.

• With his debut with the Cougars, freshman guard **Bryce Jackson** will become the first Houston Men's Basketball student-athlete to wear #6, according to the best Houston records.

• In June 2023, the NCAA made a rule change allowing for student-athletes to wear any number between 0 and 99.

RETURNING REDSHIRT

• The Cougars welcomed the return of redshirt forward **Chase McCarty** in 2025-26.

• McCarty sat out the 2024-25 program but practiced regularly and gained a valuable year of experience with the program.

• In the Nov. 3 season opener against Lehigh inside Fertitta Center, McCarty tallied four points with four rebounds and a steal.

• The Madison, Ala., native followed that with three points, two offensive rebounds, an assist and steal against Towson inside Fertitta Center on Nov. 8.

RISEING in the COACHING RANKS

• Head Coach **Kelvin Sampson** has compiled a 802-354 career record, including a 302-84 mark with the Cougars.

• Houston's 75-57 win over Lehigh inside Fertitta Center on Nov. 3 gave Sampson the 800th win of his career and his 300th victory at the head

2025-26 PRESEASON BIG 12 CONFERENCE COACHES POLL

Rk.	School (First-place votes)	Pts.
1.	Houston (14)	224
2.	BYU (1)	204
3.	Texas Tech	200
4.	Arizona (1)	179
5.	Iowa State	170
6.	Kansas	163
7.	Baylor	137
8.	Cincinnati	120
9.	Kansas State	117
10.	TCU	90
11.	West Virginia	79
12.	Oklahoma State	77
13.	Utah	50
14.	UCF	39
15.	Colorado	37
16.	Arizona State	34

PRESEASON PLAYER of the YEAR

JT Toppin • Texas Tech

PRESEASON NEWCOMER of the YEAR

LeJuan Watts, Texas Tech

PRESEASON FRESHMAN of the YEAR

Darryn Peterson • Kansas

PRESEASON ALL-BIG 12 TEAM

Pos.	Player	Cl.	School
G	Emanuel Sharp	Sr.	Houston
G	Milos Uzan	Sr.	Houston
F	Joseph Tugler	Jr.	Houston
F	AJ Dybantsa	Fr.	BYU
G	Richie Saunders	Sr.	BYU
G	Tamin Lipsey	Sr.	Iowa State
G	Darryn Peterson	Fr.	Kansas
G	P.J. Haggerty	Jr.	Kansas State
G	Christian Anderson	So.	Texas Tech
F	JT Toppin	Jr.	Texas Tech

2025-26 PRESEASON BIG 12 CONFERENCE MEDIA POLL

Rk.	School
1.	Houston
2.	Texas Tech
3.	BYU
4.	Arizona
5.	Iowa State
6.	Kansas
7.	Baylor
8.	Kansas State
9.	Cincinnati
10.	TCU
11.	West Virginia
12.	Oklahoma State
13.	Utah
14.	UCF
15.	Colorado
16.	Arizona State

of the Cougars' bench.

• With Houston's Feb. 22 win over #8/8 Iowa State inside Fertitta Center, Sampson moved into sole possession of 17th in NCAA history (among coaches with 10+ years of Division I experience).

• Sampson broke out of a tie with Lefty Driesell, who recorded 786 wins with Georgia State, James Madison, Maryland and Davidson from 1960 to 2003.

• Up next in the NCAA records book is Rick Byrd, who recorded 805 wins with Belmont, Lincoln Memorial and Maryville (Tenn.) from 1978 to 2021.



LONGEST ROAD WINNING STREAKS in BIG 12 CONFERENCE GAMES

Rk.	No.	School	Dates
1.	14	Houston	Feb. 10, 2024 --
t2.	11	Kansas	Jan. 8, 2020 -- Jan. 5, 2021
t2.	11	Kansas	Feb. 25, 2001 -- Jan. 6, 2003

LONGEST WINNING STREAKS in BIG 12 CONFERENCE GAMES

Rk.	No.	School	Dates
1.	23	Kansas	Feb. 20, 2001 -- Jan. 18, 2003
2.	18	Houston	Feb. 6, 2024 -- Feb. 1, 2025
t3.	17	Kansas	Feb. 3, 2016 -- Jan. 21, 2017
t3.	17	Kansas	Jan. 14, 2020 -- Dec. 22, 2020
t5.	15	Kansas	Jan. 24, 1998 -- Jan. 18, 1999
t5.	15	Kansas	Feb. 9, 2012 -- Jan. 28, 2013

COUGARS in the PROS

NBA	Player	Years at UH	Current Team	NBA
	Quentin Grimes	2019-21	Philadelphia 76ers	
	Marcus Sasser	2019-23	Detroit Pistons	
	Jamal Shead	2020-24	Toronto Raptors	
	Jarace Walker	2022-23	Indiana Pacers	

OTHER LEAGUES

Player	Years at UH	Team	League
Armoni Brooks	2016-19	Olimpia Milano	Lega Basket Serie A
Josh Carlton	2021-22	Zhejiang Lions	Chinese Basketball Association
LJ Cryer	2023-25	Santa Cruz Warriors	G League
Corey Davis Jr.	2017-19	Niners Chemnitz	Basketball Bundesliga
Devin Davis	2016-18	Hangtuah Jakarta	Indonesian Basketball League
Kyler Edwards	2021-22	Hapoel Gilboa Galil	Israeli Basketball Premier League
Ja'Vier Francis	2021-25	Santa Cruz Warriors	G League
Justin Gorham	2018-21	Derthona Basket	Lega Basket Serie A
Rob Gray	2015-18	Promitheas Patras	Greek Basketball League/Basketball Champions League
Brisen Gresham	2018-21	AEK Larnaca	Cypriot OPAP Basket League
Chris Harris Jr.	2017-20	Keilor Thunder	Australian NBL One
Nate Hinton	2018-20	Ratiopharm Ulm	Basketball Bundesliga
Danrad Knowles	2013-17	Alfinden CB Zaragoza	Spanish Tercera FEB
J'Wan Roberts	2019-25	ALBA Berlin	Basketball Bundesliga/Champions League
Wes VanBeek	2014-18	La Laguna Tenerife	Spanish Liga Endesa
Fabian White Jr.	2017-22	Galatasaray MCT Technic	Basketbol Super Ligi/Champions League
Mylik Wilson	2022-23	Kometa Kaposvari KK	Hungarian A Division

RECENT NATIONAL STATISTICS RANKINGS through Nov. 13, 2025

National Leader in **Red**
Top 10 rankings in **Bold**

WINNING PERCENTAGE

2025-26	100.0	1st
2024-25	87.5	4th
2023-24	86.5	5th
2022-23	89.2	2nd
2021-22	84.2	6th
2020-21	87.5	4th
2019-20	74.2	33rd
2018-19	89.2	2nd
2017-18	77.1	20th
2016-17	65.6	68th

FIELD GOAL PERCENTAGE DEFENSE

2025-26	35.8	35th
2024-25	38.3	1st
2023-24	37.9	1st
2022-23	36.6	1st
2021-22	37.1	1st
2020-21	37.8	1st
2019-20	38.3	7th
2018-19	36.8	1st
2017-18	39.4	8th
2016-17	40.8	34th

SCORING DEFENSE

2025-26	50.0	2nd
2024-25	58.7	1st
2023-24	57.5	1st
2022-23	54.0	2nd
2021-22	58.8	3rd
2020-21	58.2	2nd
2019-20	61.1	11th
2018-19	61.0	7th
2017-18	64.9	18th
2016-17	64.9	30th

SCORING MARGIN

2025-26	+12.7	59th
2024-25	+15.0	5th
2023-24	+15.9	3rd
2022-23	+17.4	1st
2021-22	+16.1	2nd
2020-21	+17.8	2nd
2019-20	+10.2	26th
2018-19	+14.3	6th
2017-18	+11.8	13th
2016-17	+8.8	35th

3-POINT FIELD GOAL PERCENTAGE DEFENSE

2025-26	21.7	18th
2024-25	30.2	16th
2023-24	30.1	16th
2022-23	27.9	2nd
2021-22	28.8	9th
2020-21	29.0	9th
2019-20	28.6	8th
2018-19	27.9	1st
2017-18	32.3	35th
2016-17	32.9	68th

OFFENSIVE REBOUNDS PER GAME

2025-26	15.0	57th
2024-25	12.8	38th
2023-24	13.4	11th
2022-23	12.8	17th
2021-22	13.3	7th
2020-21	14.5	3rd
2019-20	14.4	3rd
2018-19	12.3	34th
2017-18	11.7	68th
2016-17	11.3	109th

QUADRUPLE-DIGIT POINTS

- Senior point guard **Milos Uzan** buried a 3-pointer against Towson with 14:32 remaining in the first half inside Fertitta Center on Nov. 8 to move past the 1,000-point mark in his total collegiate career.
- Uzan now has 1,011 points during his total collegiate career (481 pts with Houston; 530 points with Oklahoma).
- With his baseline 3-pointer 3:21 left in the first half against (16) Colorado during the Phillips 66 Big 12 Championship Quarterfinals on March 13, 2025, senior guard **Emanuel Sharp** became the 54th member of Houston's 1,000-Point Club in his collegiate. Sharp now has 1,182 points during his career with the Cougars to rank 34th in school history.

SEASON OPENER HISTORY

- With its 75-57 win over Lehigh inside Fertitta Center on Nov. 3, Houston improved to 62-19 in season openers during its history.
- The Cougars have won their last 17 and 21 of their last 22 season openers... Only a 65-63 loss to Georgia Southern on the first day of the 2K Sports Classic benefiting Coaches vs. Cancer in Durham, N.C., on Nov. 11, 2008, prevents a longer streak.
- Houston has won handily in recent history, winning its last 17 season openers by an average of 29.7 points per game (505 points in 17 games).

KELVIN SAMPSON in SEASON OPENERS

- With Houston's 75-57 win over Lehigh inside Fertitta Center on Nov. 3, **Head Coach Kelvin Sampson** improved to 34-3 record in season openers during his award-winning career.
- In season openers, Sampson is 12-0 during his Houston tenure... Posted a 2-0 record at Indiana, an 11-1 mark at Oklahoma a 6-1 record at Washington State and a 3-1 mark at Montana Tech.
- With the Nov. 3 win over Lehigh, Sampson's teams have won their last 17 season openers and 29 of his last 30... Only a 68-62 loss to Alabama at the AT&T Wireless Classic in New York on Nov. 14, 2002, prevents a longer streak.
- During his career, Sampson's teams have won by an average of 25.4 points per game (864 points in 34 wins).
- In his teams' 34 season-opening wins, only four teams have won by fewer than double digits... His first team at Houston in 2014-15 claimed a 77-74 win at Murray State on Nov. 14, 2014, in his most recent single-digit, season-opening win.

IN THE NBA RANKS

- Four Cougars started the 2025-26 season on NBA rosters.
- That group includes **Quentin Grimes** (Philadelphia 76ers), **Marcus Sasser** (Detroit Pistons), **Jarace Walker** (Indiana Pacers) and point guard **Jamal Shead** (Toronto Raptors)
- Grimes is in his first full season with the Philadelphia 76ers after playing a combined 75 games with the Dallas Mavericks (47) and 76ers (28) during the 2024-25 season. He averaged 14.6 points, 4.3 rebounds and 3.0 assists per game for the season.
- Grimes was taken with the No. 25 overall pick in the First Round of the 2021 NBA Draft by the New York Knicks and became the first Cougar to be taken in the First Round since **Greg Anderson** was taken in 1987 by the San Antonio Spurs.
- Sasser is in his third season with the Pistons after being taken with the No. 25 pick of the 2023 NBA Draft. Sasser averaged 6.6 points, 1.2 rebound and 2.3 assists per game a year ago.
- Walker is in his third season with the Pacers after being taken with the No. 8 pick of the 2023 NBA Draft. He was the highest Cougar taken in the Draft since Hall of Fame center **Hakeem Olajuwon** was taken at No. 1 by the Houston Rockets in 1984.
- In 2024-25, Walker averaged 6.1 points, 3.1 rebounds and 1.5 assists per game.
- Shead is in his second season with the Raptors after being taken in the Second Round with the No. 45 overall pick.
- As a rookie in 2024-25, Shead averaged 7.1 points, 4.2 assists and 1.5 rebounds per game.

IN the PRO RANKS

- In addition to the Cougars in the NBA, numerous other Cougars continue to compete in various leagues for teams around the world.
- Guard **Armoni Brooks** (Olimpia Milano) plays in the Lega Basket Serie A.
- Center **Josh Carlton** (Zhejiang Lions) plays in the Chinese Basketball Association.
- Guard **LJ Cryer** (Santa Cruz Warriors) plays in the G League.
- Guard **Corey Davis Jr.** (Niners Chemnitz) plays in Basketball Bundesliga
- Forward **Devin Davis** (Hangtuah Jakarta) is playing in the Indonesian Basketball League.
- Guard **Kyler Edwards** (Elitzur Netanya) plays in the Israeli Basketball Premier League.
- Forward **Ja'Vier Francis** (Santa Cruz Warriors) plays in the G League.
- Forward **Justin Gorham** (Derthona Basket) plays in the Lega Basket Serie A.
- Guard **Rob Gray** (Promitheas Patras) plays in the Greek Basketball League/Basketball Champions League.
- Forward **Brisen Gresham** (AEK Larnaca) plays in the Cypriot OPAP Basket League.
- Center **Chris Harris Jr.** (Keilor Thunder) plays in the Australian NBL One.
- Guard **Nate Hinton** (Ratiopharm Ulm) plays in the Basketball Bundesliga.
- Forward **Danrad Knowles** (Alfinden CB Zaragoza) plays in the Spanish Tercera FEB.
- Forward J'Wan Roberts (ALBA Berlin) plays in the Basketball Bundesliga/Champions League.
- Guard **Wes VanBeck** (La Laguna Tenerife) plays in the Spanish Liga Endesa.
- Forward **Fabian White Jr.** (Galatasaray MCT Technic) plays in the Basketbol Super Ligi/Champions League.
- Guard **Mylik Wilson** (Kometya Kaposvari KK) plays in the Hungarian A Division.

RECENT NATIONAL STATISTICS RANKINGS through Nov. 13, 2025

National Leader in **Red**
Top 10 rankings in **Bold**

TURNOVER MARGIN

2025-26	+5.0	66th
2024-25	+4.2	11th
2023-24	+6.9	1st
2022-23	+3.7	16th
2021-22	+3.1	25th
2020-21	+3.5	19th
2019-20	+0.3	165th
2018-19	+1.2	110th
2017-18	+1.1	99th
2016-17	+3.8	12th
2015-16	+2.0	52nd

TURNOVERS PER GAME

2025-26	10.3	61st
2024-25	9.0	3rd
2023-24	8.9	7th
2022-23	10.0	14th
2021-22	11.1	49th
2020-21	10.7	16th
2019-20	11.9	70th
2018-19	11.1	34th
2017-18	11.9	92nd
2016-17	9.8	4th
2015-16	10.4	21st

KENPOM EFFICIENCY

2025-26	+29.83	1st
2024-25	+36.59	2nd
2023-24	+31.17	2nd
2022-23	+27.72	2nd
2021-22	+27.70	2nd
2020-21	+28.75	5th
2019-20	+20.39	14th
2018-19	+24.13	12th
2017-18	+20.24	18th
2016-17	+13.61	52nd

KENPOM OFFENSIVE EFFICIENCY

2025-26	118.1	25th
2024-25	123.4	12th
2023-24	118.9	19th
2022-23	118.1	11th
2021-22	116.8	10th
2020-21	118.3	7th
2019-20	112.7	22nd
2018-19	115.3	19th
2017-18	114.6	38th
2016-17	113.5	39th

KENPOM DEFFENSIVE EFFICIENCY

2025-26	88.3	1st
2024-25	86.8	1st
2023-24	87.7	2nd
2022-23	90.4	5th
2021-22	89.1	8th
2020-21	89.6	9th
2019-20	92.3	21st
2018-19	91.2	11th
2017-18	94.4	13th
2016-17	99.9	79th

2025-26 HONORS

Preseason honors in italics

CHRIS CENAC Jr.

- 2025-26 Kareem Abdul-Jabbar Center of the Year Award
- Preseason Top 20 Watch List

ISIAH HARWELL

- 2025-26 Julius Erving Small Forward of the Year Award
- Preseason Top 20 Watch List

EMANUEL SHARP

- 2025-26 Jersey Mike's Naismith Trophy Player of the Year Watch List presented by AXIA Time
- 2025-26 Oscar Robertson Trophy Preseason Watch List
- 2025-26 Jerry West Shooting Guard of the Year Award Preseason Top 20 Watch List
- 2025-26 Preseason All-Big 12 Conference Team
- 2025-26 Blue Ribbon College Yearbook Preseason All-America Fourth Team

JOSEPH TUGLER

- 2025-26 Jersey Mike's Naismith Trophy Player of the Year Watch List presented by AXIA Time
- 2025-26 Oscar Robertson Trophy Preseason Watch List
- 2025-26 CBS Sports Preseason National Defensive Player of the Year
- 2025-26 Blue Ribbon College Yearbook Preseason All-America Third Team
- 2025-26 Karl Malone Power Forward of the Year Award Preseason Top 20 Watch List
- 2025-26 Preseason All-Big 12 Conference Team

MILOS UZAN

- 2025-26 NABC Preseason Player of the Year Watch List
- 2025-26 Jersey Mike's Naismith Trophy Player of the Year Watch List presented by AXIA Time
- 2025-26 Oscar Robertson Trophy Preseason Watch List
- 2025-26 The Sporting News Preseason All-America Second Team
- 2025-26 Field of 68 Preseason All-America Third Team
- 2025-26 CBS Sports Preseason All-America Third Team
- 2025-26 Bob Cousy Point Guard of the Year Award Preseason Top 20 Watch List
- 2025-26 Preseason All-Big 12 Conference Team

GAME-by-GAME STARTERS

Opponent	Date	1	2	3	4	5	Record
LEHIGH	11/3/25	Uzan	Flemings	Sharp	Cenac Jr.	Tugler	1 (1-0)
TOWSON	11/8/25	Uzan	Flemings	Sharp	Cenac Jr.	Tugler	2 (2-0)
OAKLAND	11/12/25	Uzan	Flemings	Sharp	Cenac Jr.	Tugler	3 (3-0)
vs. Auburn	11/16/25	---	---	---	---	---	---
RIDER	11/20/24	---	---	---	---	---	---
vs. Syracuse	11/24/25	---	---	---	---	---	---
vs. Tennessee	11/25/25	---	---	---	---	---	---
vs. TBA	11/26/25	---	---	---	---	---	---
vs. Florida State	12/6/25	---	---	---	---	---	---
JACKSON STATE	12/10/25	---	---	---	---	---	---
NEW ORLEANS	12/13/25	---	---	---	---	---	---
vs. Arkansas	12/20/25	---	---	---	---	---	---
MIDDLE TENNESSEE	12/29/25	---	---	---	---	---	---
* at Cincinnati	1/6/26	---	---	---	---	---	---
* TEXAS TECH	1/6/26	---	---	---	---	---	---
* at Baylor	1/10/26	---	---	---	---	---	---
* WEST VIRGINIA	1/13/26	---	---	---	---	---	---
* ARIZONA STATE	1/18/26	---	---	---	---	---	---
* at Texas Tech	1/24/26	---	---	---	---	---	---
* at TCU	1/28/26	---	---	---	---	---	---
* CINCINNATI	1/31/26	---	---	---	---	---	---
* UCF	2/4/26	---	---	---	---	---	---
* at BYU	2/7/26	---	---	---	---	---	---
* at Utah	2/10/26	---	---	---	---	---	---
* KANSAS STATE	2/14/26	---	---	---	---	---	---
* at Iowa State	2/16/26	---	---	---	---	---	---
* ARIZONA	2/21/26	---	---	---	---	---	---
* Kansas	2/23/26	---	---	---	---	---	---
* COLORADO	2/28/26	---	---	---	---	---	---
* BAYLOR	3/4/26	---	---	---	---	---	---
* at Oklahoma State	3/7/26	---	---	---	---	---	---

TEAM GAME-by-GAME SPECIALTY STATISTICS

Opponent	Date	Points Off Turnovers		2nd Chance Points		Points in the Paint		Fastbreak Points		Bench Points	
		UH	Opp.	UH	Opp.	UH	Opp.	UH	Opp.	UH	Opp.
LEHIGH	11/3/25	19	10	14	7	22	22	6	8	8	10
TOWSON	11/8/25	22	12	11	7	32	26	18	12	8	6
OAKLAND	11/12/25	12	6	16	6	40	20	17	2	22	1
vs. Auburn	11/16/25	---	---	---	---	---	---	---	---	---	---
RIDER	11/20/24	---	---	---	---	---	---	---	---	---	---
vs. Syracuse	11/24/25	---	---	---	---	---	---	---	---	---	---
vs. Tennessee	11/25/25	---	---	---	---	---	---	---	---	---	---
vs. TBA	11/26/25	---	---	---	---	---	---	---	---	---	---
vs. Florida State	12/6/25	---	---	---	---	---	---	---	---	---	---
JACKSON STATE	12/10/25	---	---	---	---	---	---	---	---	---	---
NEW ORLEANS	12/13/25	---	---	---	---	---	---	---	---	---	---
vs. Arkansas	12/20/25	---	---	---	---	---	---	---	---	---	---
MIDDLE TENNESSEE	12/29/25	---	---	---	---	---	---	---	---	---	---
* at Cincinnati	1/6/26	---	---	---	---	---	---	---	---	---	---
* TEXAS TECH	1/6/26	---	---	---	---	---	---	---	---	---	---
* at Baylor	1/10/26	---	---	---	---	---	---	---	---	---	---
* WEST VIRGINIA	1/13/26	---	---	---	---	---	---	---	---	---	---
* ARIZONA STATE	1/18/26	---	---	---	---	---	---	---	---	---	---
* at Texas Tech	1/24/26	---	---	---	---	---	---	---	---	---	---
* at TCU	1/28/26	---	---	---	---	---	---	---	---	---	---
* CINCINNATI	1/31/26	---	---	---	---	---	---	---	---	---	---
* UCF	2/4/26	---	---	---	---	---	---	---	---	---	---
* at BYU	2/7/26	---	---	---	---	---	---	---	---	---	---
* at Utah	2/10/26	---	---	---	---	---	---	---	---	---	---
* KANSAS STATE	2/14/26	---	---	---	---	---	---	---	---	---	---
* at Iowa State	2/16/26	---	---	---	---	---	---	---	---	---	---
* ARIZONA	2/21/26	---	---	---	---	---	---	---	---	---	---
* Kansas	2/23/26	---	---	---	---	---	---	---	---	---	---
* COLORADO	2/28/26	---	---	---	---	---	---	---	---	---	---
* BAYLOR	3/4/26	---	---	---	---	---	---	---	---	---	---
* at Oklahoma State	3/7/26	---	---	---	---	---	---	---	---	---	---
Totals		53	28	41	20	94	68	41	22	38	17
Averages		17.7	9.3	13.7	6.7	31.3	22.7	13.7	7.3	12.7	5.7
Big 12 Games Only Totals		0	0	0	0	0	0	0	0	0	0
Big 12 Games Only Averages		0.0	0.0	0.0	0.0	0.0	0.0	0.0	0.0	0.0	0.0

RECORDS WATCH

TEAM • MISCELLANEOUS

CONSECUTIVE WINNING SEASONS

Rk.	No.	Seasons
1.	20	1959-60 through 1978-79
2.	10	2015-16 – present
3.	7	1986-87 through 1992-93
4.	6	2004-05 through 2009-10
5.	5	1980-81 through 1984-85
t6.	2	1954-55 through 1955-56
	2	1946 through 1946-47

CONSECUTIVE NON-LOSING SEASONS

Rk.	No.	Seasons
1.	34	1959-60 through 1992-93
2.	10	2015-16 through present
3.	6	2004-05 through 2009-10
4.	5	1946 through 1949-50
5.	3	2011-12 through 2013-14
6.	2	1954-55 through 1955-56

CONSECUTIVE 20-WIN SEASONS

Rk.	No.	Seasons
1.	10	2015-16 through present
t2.	4	1980-81 through 1983-84
	4	1969-70 through 1972-73
4.	3	1965-66 through 1967-68
t5.	2	2007-08 through 2008-09
	2	1991-92 through 1992-93
	2	1976-77 through 1977-78

VICTORIES – 4-YEAR PERIOD

Rk.	No.	Seasons
1.	132	2021-22 through 2024-25
2.	125	2020-21 through 2023-24
t3.	116	2019-20 through 2022-23
	116	2018-19 through 2021-22
5.	111	2017-18 through 2020-21
6.	109	1980-81 through 1983-84
t7.	104	2016-17 through 2019-20
	104	1981-82 through 1984-85
t9.	103	2022-23 through present
t9.	103	2015-16 through 2018-19
11.	100	1964-65 through 1967-68
12.	99	1966-67 through 1969-70

VICTORIES – 3-YEAR PERIOD

Rk.	No.	Seasons
1.	100	2022-23 thorough 2024-25
2.	97	2021-22 through 2023-24
3.	93	2020-21 through 2022-23
4.	88	1981-82 through 1983-84
5	84	2018-19 through 2020-21
t6.	83	2019-20 through 2021-22
	83	2017-18 through 2019-20
t8.	81	2016-17 through 2018-19
	81	1965-66 through 1967-68
10.	79	1982-83 through 1984-85
11.	77	1980-81 through 1982-83
**	69	2023-24 through present

WINNINGEST 4-YEAR CLASSES

Rk.	Wins	Years (Records)	Four-Year Lettermen in Senior Class
1.	132	21-22 (32-6), 22-23 (33-4), 23-24 (32-5), 24-25 (35-5)	J'Wan Roberts, Ramon Walker Jr.
2.	125	20-21 (28-4), 21-22 (32-6), 22-23 (33-4), 23-24 (32-5)	Ryan Elvin, J'Wan Roberts, Jamal Shead
t3.	116	18-19 (33-4), 19-20 (23-8), 20-21 (28-4), 21-22 (32-6)	Fabian White Jr.
	116	19-20 (23-8), 20-21 (28-4), 21-22 (32-6), 22-23 (33-4)	Marcus Sasser
5.	111	17-18 (27-8), 18-19 (33-4), 19-20 (23-8), 20-21 (28-4)	---
6.	109	80-81 (21-9), 81-82 (25-8), 82-83 (31-3), 83-84 (32-5)	Michael Young
t7.	104	16-17 (21-11), 17-18 (27-8), 18-19 (33-4), 19-20 (23-8)	---
t7.	104	81-82 (25-8), 82-83 (31-3), 83-84 (32-5), 84-85 (16-14)	Eric Dickens, Reid Gettys
t9.	103	22-23 (33-4), 23-24 (32-5), 24-25 (35-5), 25-26 (3-0)	Emanuel Sharp, Ramon Walker Jr.
t9.	103	15-16 (22-10), 16-17 (21-11), 17-18 (27-8), 18-19 (33-4)	Galen Robinson Jr.
11.	100	64-65 (19-10), 65-66 (23-6), 66-67 (27-4), 67-68 (31-2)	Don Chaney, Elvin Hayes
12.	99	66-67 (27-4), 67-68 (31-2), 68-69 (16-10), 69-70 (25-5)	Melvin Bell, Tom Gribben
13.	97	65-66 (23-6), 66-67 (27-4), 67-68 (31-2), 68-69 (16-10)	Niemer Hamood, Theodis Lee, Ken Spain
14.	94	67-68 (31-2), 68-69 (16-10), 69-70 (25-5), 70-71 (22-7)	---
15.	93	82-83 (31-3), 83-84 (32-5), 84-85 (16-14), 85-86 (14-14)	Alvin Franklin, Renaldo Thomas
16.	91	79-80 (14-14), 80-81 (21-9), 81-82 (25-8), 82-83 (31-3)	David Bunce, Larry Micheaux
17.	90	69-70 (25-5), 70-71 (22-7), 71-72 (20-7), 72-73 (23-4)	Clay Hoster, Steve Newsome, Doug Worrell
18.	89	89-90 (25-8), 90-91 (18-11), 91-92 (25-6), 92-93 (21-9)	Darrell Grayson
t19.	87	75-76 (17-11), 76-77 (29-8), 77-78 (25-8), 78-79 (16-15)	Ken Ciolli, George Walker
	87	74-75, 75-76 (17-11), 76-77 (29-8), 77-78 (25-8)	Cecil Rose, Charles Thompson
t21.	85	88-89 (17-14), 89-90 (25-8), 90-91 (18-11), 91-92 (25-6)	Derrick Daniels, Roger Fernandes, Craig Upchurch
	85	63-64 (16-10), 64-65 (19-10), 65-66 (23-6), 66-67 (27-4)	Gary Grider, Leary Lentz

Bold – Played 4+ seasons at Houston | (3+ years for those who played before freshmen eligibility)

VICTORIES – 2-YEAR PERIOD

Rk.	No.	Seasons
1.	67	2023-24 through 2024-25
t2.	65	2022-23 through 2023-24
t2.	65	2021-22 through 2022-23
4.	63	1983-83 through 1983-84
5.	61	2020-21 through 2021-22
6.	60	2017-18 through 2018-19
7.	58	1966-67 through 1967-68
t8.	56	2018-19 through 2019-20
	56	1981-82 through 1982-83
10.	54	1976-77 through 1977-78
**	37	2024-25 through present

RECORDS WATCH

INDIVIDUAL • CAREER

WINS

Rk.	No.	Player	Record	Years
1.	149	J'Wan Roberts	149-24	2019-25
2.	121	Fabian White Jr.	121-28	2017-22
3.	120	Jamal Shead	120-18	2020-24
4.	114	Ja'Vier Francis	114-14	2021-25
5.	109	Michael Young	109-25	1980-84
6.	103	Galen Robinson Jr.	103-33	2015-19
7.	98	Emanuel Sharp	98-12	2021 –
8.	95	Reid Gettys	95-25	1981-85
t9.	90	Reggie Chaney	90-14	2020-23
		Marcus Sasser	90-17	2019-23
		Alvin Franklin	90-35	1982-86

CONFERENCE WINS

Rk.	No.	Player	Record	Years
1.	79	J'Wan Roberts (American/Big 12)	79-11	2019-25
2.	67	Ja'Vier Francis (American/Big 12)	67-6	2021-25
3.	61	Fabian White Jr. (American)	61-15	2017-22
4.	59	Jamal Shead (American/Big 12)	59-9	2020-24
5.	54	Galen Robinson Jr. (American)	54-18	2015-19
6.	52	Michael Young (SWC)	52-12	1980-84
7.	48	Emanuel Sharp (American/Big 12)	48-5	2021 –
7.	47	Alvin Franklin (SWC)	47-17	1982-86
t8.	45	Reggie Chaney (AAC)	45-7	2020-23
		Larry Micheaux (SWC)	45-19	1979-83
t10.	44	Marcus Sasser (American)	44-9	2019-23
		Reid Gettys (SWC)	44-16	1981-85

FERTITTA CENTER WINS

Rk.	No.	Player	Record	Years
1.	77	J'Wan Roberts	77-4	2019-25
2.	62	Jamal Shead	62-3	2020-24
3.	56	Ja'Vier Francis	56-2	2021-25
t4.	49	Emanuel Sharp	49-1	2021 –
t4.	49	Marcus Sasser	49-4	2019-23
	49	Fabian White Jr.	49-4	2017-22
7.	45	Reggie Chaney	45-3	2020-23
8.	43	Brison Gresham	43-3	2018-21
t9.	40	DeJon Jarreau	40-3	2018-21
		Ryan Elvin	40-0	2020-24
11.	39	Ramon Walker Jr.	38-2	2021 –
12.	37	Terrance Arceneaux	37-2	2022-25
13.	34	Tramon Mark	34-2	2020-23

POINTS

Rk.	No.	Player	G	Years
1.	2,884	Elvin Hayes	93	1965-68
2.	2,832	Otis Birdsong	116	1973-77
3.	2,043	Michael Young	134	1980-84
4.	1,880	Craig Upchurch	126	1987-92
5.	1,838	Rob Williams	88	1979-82
6.	1,765	Louis Dunbar	79	1972-75
7.	1,741	Dwight Davis	84	1969-72
8.	1,710	Rob Gray	91	2015-18
9.	1,684	Alvin Franklin	125	1982-86
10.	1,662	Greg Anderson	123	1983-87
11.	1,548	Rickie Winslow	123	1983-87
12.	1,516	Aubrey Coleman	67	2008-10
13.	1,476	Kenneth Williams	126	1976-80
14.	1,465	Kelvin Lewis	100	2007-10
15.	1,458	Marcus Sasser	107	2019-23
16.	1,452	Gary Phillips	79	1958-61
17.	1,435	Robert McKiver	67	2006-08
18.	1,407	Andre Owens	87	2002-05
19.	1,388	TaShawn Thomas	96	2011-14
20.	1,383	Clyde Drexler	96	1980-83
21.	1,381	Charles Thompson	118	1974-78
22.	1,333	Jamal Shead	138	2020 –
23.	1,332	Hakeem Olajuwon	100	1981-84
24.	1,322	Larry Micheaux	123	1979-83
25.	1,298	Tim Moore	70	1993-96
26.	1,275	J'Wan Roberts	173	2019-25
27.	1,250	Lanny Smith	122	2003-08
28.	1,244	Cecil Rose	114	1974-78
29.	1,237	Joe Hamood	84	1963-66
30.	1,234	Fabian White Jr.	149	2017-22
31.	1,231	Ollie Taylor	56	1968-70
32.	1,202	LJ Cryer	77	2023-25
33.	1,195	Ted Luckenbill	72	1958-61
34.	1,182	Emanuel Sharp	110	2021 –
35.	1,162	Don Boldebuck	51	1954-56
36.	1,139	Don Schverak	85	1960-64
37.	1,135	Galen Robinson	96	1994-98
38.	1,133	Don Chaney	90	1965-68
39.	1,132	George Williams	90	1999-02
40.	1,131	Kenny Younger	87	1997-00
41.	1,114	Gee Gervin	58	1998-00
42.	1,107	George Walker	129	1975-79
43.	1,088	Steve Newsome	83	1970-73
44.	1,087	Derrick Daniels	124	1988-92
45.	1,086	Corey Davis Jr.	72	2017-19
46.	1,077	Jherrod Stiggers	97	2011-15
47.	1,073	Lyle Harger	76	1960-63
48.	1,057	Richard Hollis	62	1987-89
49.	1,051	Byron Smith	62	1989-91
50.	1,050	David Marrs	102	1972-76
51.	1,041	Damon Jones	81	1994-97
52.	1,026	Lloyd Hendrix	89	1947-51
53.	1,025	Ken Spain	90	1966-69
54.	1,001	Damyean Dotson	64	2015-17

1,000-POINT COLLEGIATE CAREERS

**	1,011	Milos Uzan (career)	107	2019 –
----	-------	---------------------	-----	--------

FASTEST to 1,000 Points

Rk.	G	Player	Years
1.	37	Elvin Hayes	1965-68
2.	43	Don Boldebuck	1954-56
t3.	47	Louis Dunbar	1972-75
		Ollie Taylor	1968-70
5.	45	Aubrey Coleman	2008-10
6.	50	Rob Williams	1979-82
7.	51	Gee Gervin	1998-00
t8.	52	Robert McKiver	2006-08
		Otis Birdsong	1973-77
10.	53	Dwight Davis	1969-72
11.	54	Tim Moore	1993-96
t12.	55	Rob Gray	2015-18
		Gary Phillips	1958-61
t14.	59	Byron Smith	1989-91
		Richard Hollis	1987-89
16.	62	Ted Luckenbill	1958-61
17.	64	Damyean Dotson	2015-17
18.	65	Andre Owens	2002-05
19.	66	LJ Cryer	2023-25
20.	68	Craig Upchurch	1987-92
21.	69	Corey Davis Jr.	2017-19
t22.	70	TaShawn Thomas	2011-14
		Kelvin Lewis	2007-10
24.	71	Clyde Drexler	1980-83
t25.	73	Joe Hamood	1963-66
		Lyle Harger	1960-63
t27.	75	George Williams	1999-02
		Kenny Younger	1997-00
		Donnie Schverak	1960-64
30.	76	Steve Newsome	1970-73
31.	*77	Lloyd Hendrix	1947-51
32.	78	Damon Jones	1994-97
33.	79	Michael Young	1980-84
34.	80	Marcus Sasser	2019-23
t35.	81	Hakeem Olajuwon	1981-84
		Don Chaney	1965-68
37.	83	Rickie Winslow	1983-87
38.	85	Lanny Smith	2003-08
t39.	87	Galen Robinson	1994-98
		Greg Anderson	1983-87
t41.	89	Alvin Franklin	1982-86
		Ken Spain	1966-69
43.	92	Jherrod Stiggers	2013-15
44.	94	Charles Thompson	1974-78
45.	95	Kenneth Williams	1976-80
46.	98	Larry Micheaux	1979-83
t47.	99	Emanuel Sharp	2021 –
		Cecil Rose	1974-78
49.	100	David Marrs	1972-76
t50.	116	Jamal Shead	2020-24
		Derrick Daniels	1988-92
52.	123	George Walker	1975-79
53.	132	Fabian White Jr.	2017-22
54.	150	J'Wan Roberts	2019-25

* – Game-by-game records from 1947-55 are incomplete.
Hendrix' game total is estimated based on
scoring average from the 1950-51 season. Exact number is unknown.

RECORDS WATCH

REBOUNDS

Rk.	No.	Player	G	Years
1.	1,602	Elvin Hayes	93	1965-68
2.	1,067	Hakeem Olajuwon	100	1981-84
3.	1,053	J'Wan Roberts	173	2019-25
4.	1,045	Greg Anderson	123	1983-87
5.	969	Rickie Winslow	124	1983-87
6.	961	Dwight Davis	84	1969-72
7.	948	Clyde Drexler	96	1980-83
8.	863	Don Boldebuck	51	1954-55
9.	859	Ken Spain	90	1966-69
10.	833	TaShawn Thomas	96	2011-14
11.	797	Craig Upchurch	126	1987-92
12.	795	Michael Young	134	1980-84
13.	787	Larry Michaeux	123	1979-83
14.	777	Charles Thompson	118	1974-78
15.	766	Lyle Harger	76	1960-63
16.	765	Maurice Presley	79	1972-75
17.	755	Steve Newsome	83	1970-73
18.	739	Dwight Jones	54	1971-73
19.	735	Leary Lentz	89	1964-67
20.	704	Fabian White Jr.	149	2017-22
21.	703	Tim Moore	49	1993-96
**	364	Joseph Tugler	71	2023 –

GAMES PLAYED

Rk.	No.	Player	Years
1.	173	J'Wan Roberts	2019-25
2.	149	Fabian White Jr.	2017-22
3.	138	Jamal Shead	2020-24
4.	136	Galen Robinson Jr.	2015-19
5.	134	Michael Young	1980-84
t6.	129	Ken Ciolli	1975-79
		George Walker	1975-79
t8.	126	Danrad Knowles	2013-17
		Craig Upchurch	1987-92
		Kenneth Williams	1976-80
11.	125	Alvin Franklin	1982-86
t12.	124	Derrick Daniels	1988-92
		Rickie Winslow	1983-87
t14.	123	Greg Anderson	1983-87
		Larry Micheaux	1979-83
t16.	122	Zamal Nixon	2007-11
		Lanny Smith	2003-08
18.	120	Reid Gettys	1981-85
19.	119	Marcus Oliver	1999-04
20.	118	Charles Thompson	1974-78
**	110	Emanuel Sharp	2021 –

GAMES STARTED

Rk.	No.	Player	Years
1.	129	Michael Young	1980-84
2.	126	Craig Upchurch	1987-92
3.	124	Derrick Daniels	1988-92
4.	123	Rickie Winslow	1983-87
5.	119	Galen Robinson Jr.	2015-19
6.	113	Lanny Smith	2003-08
7.	112	Alvin Franklin	1982-86
8.	110	J'Wan Roberts	2019-25
9.	108	Jamal Shead	2020-24
10.	107	Larry Micheaux	1979-83
11.	96	TaShawn Thomas	2011-14
12.	95	Clyde Drexler	1980-83
13.	94	Greg Anderson	1983-87
14.	93	Marcus Sasser	2019-23
15.	91	Kelvin Lewis	2007-10
t16.	90	Fabian White Jr.	2017-22
17.	88	George Williams	1999-02
18.	87	Kenny Younger	1997-00
t19.	86	Rob Williams	1979-82
20.	85	Andre Owens	2002-05
21.	82	Jack Foster	1953-56
**	71	Emanuel Sharp	2021 –

MINUTES PLAYED

Rk.	No.	Player	G	Years
1.	4,498	Michael Young	134	1980-84
2.	4,087	Rickie Winslow	124	1983-87
3.	4,065	Derrick Daniels	124	1988-92
4.	4,062	Otis Birdsong	116	1973-77
5.	3,939	J'Wan Roberts	173	2019-25
6.	3,916	Craig Upchurch	126	1987-92
7.	3,830	Alvin Franklin	125	1982-86
8.	3,788	Jamal Shead	138	2020-24
9.	3,773	Galen Robinson Jr.	136	2015-19
10.	3,535	Lanny Smith	122	2003-08
11.	3,457	Greg Anderson	123	1983-87
12.	3,418	Larry Micheaux	123	1979-83
13.	3,335	Elvin Hayes	93	1965-68
14.	3,299	Kelvin Lewis	100	2007-10
15.	3,255	Clyde Drexler	96	1980-83
16.	3,161	Fabian White Jr.	149	2017-22
17.	3,132	Marcus Sasser	107	2019-23
18.	3,129	Rob Williams	88	1979-82
19.	3,115	Andre Owens	87	2002-05
20.	3,039	George Williams	90	1999-02
21.	3,036	Dwight Davis	84	1969-72
22.	2,654	Emanuel Sharp	110	2021 –

3-POINT FIELD GOALS

Rk.	No.	Player	G	Years
1.	276	Marcus Sasser	107	2019-23
2.	261	Robert McKiver	67	2007-08
3.	251	Kelvin Lewis	65	2007-10
4.	243	Jherrod Stiggers	97	2011-15
5.	235	LJ Cryer	77	2023-25
6.	229	Armoni Brooks	100	2016-19
7.	227	Andre Owens	87	2002-06
8.	220	Emanuel Sharp	109	2021 –
9.	214	Corey Davis Jr.	72	2017-19
10.	183	Lanny Smith	122	2003-08
t10.	182	Damon Jones	81	1994-97
12.	172	Rob Gray	92	2015-18
13.	170	Damyean Dotson	64	2015-17
14.	168	Derrick Daniels	124	1988-92
15.	161	Oliver Lafayette	64	2005-07
16.	145	Jessie Drain	115	1991-95
17.	142	Quentin Grimes	60	2019-21

3-POINT FIELD GOALS ATTEMPTS

Rk.	No.	Player	G	Years
1.	748	Marcus Sasser	107	2019-23
2.	719	Robert McKiver	67	2007-08
3.	679	Jherrod Stiggers	97	2011-15
4.	675	Andre Owens	87	2002-05
5.	658	Kelvin Lewis	65	2007-10
6.	581	Emanuel Sharp	110	2021 –
7.	579	LJ Cryer	77	2023-25
8.	577	Armoni Brooks	100	2016-19
9.	536	Corey Davis Jr.	72	2017-19
10.	521	Damon Jones	81	1994-97
11.	500	Oliver Lafayette	64	2005-07
12.	475	Rob Gray	91	2015-18
13.	439	Derrick Daniels	124	1988-92
14.	413	Damyean Dotson	64	2015-17
15.	411	Jessie Drain	115	1991-95
16.	377	Quentin Grimes	60	2019-21

3-POINT FIELD GOAL PERCENTAGE (min. 85 made)

Rk.	Pct.	Player	FGM-A	Years
1.	.431	Wes VanBeck	103-239	2014-18
2.	.423	Byron Smith	137-324	1989-91
3.	.4116	Damyean Dotson	170-413	2015-17
4.	.4059	LJ Cryer	235-579	2023-25
5.	.4020	Joseph Young	121-301	2010-13
6.	.400	Adam Brown	96-240	2009-11
7.	.3993	Corey Davis Jr.	214-536	2017-19

8.	.3969	Armoni Brooks	229-577	2016-19
9.	.3935	Dominic Smith	85-216	2000-02
10.	.3917	Darian Thibodeaux	94-240	2010-12
11.	.390	Horace Chaney	139-356	1987-89
12.	.3839	Dion Dowell	124-323	2006-08
13.	.3827	Derrick Daniels	168-439	1988-92
14.	.3815	Kelvin Lewis	251-658	2007-10
15.	.37866	Emanuel Sharp	220-581	2021 –
16.	.37864	Gee Gervin	117-309	1998-00
17.	.3767	Quentin Grimes	142-377	2019-21

3-POINT FIELD GOALS per GAME (min. 85 made)

Rk.	No.	Player	3FG	G	Years
1.	3.90	Robert McKiver	261	67	2006-08
2.	3.05	LJ Cryer	235	77	2023-25
3.	2.972	Corey Davis Jr.	214	72	2017-19
4.	2.656	Damyean Dotson	170	64	2015-17
5.	2.609	Andre Owens	226	87	2002-05
6.	2.58	Marcus Sasser	276	107	2019-23
7.	2.516	Oliver Lafayette	161	64	2005-07
8.	2.51	Kelvin Lewis	251	100	2007-10
9.	2.505	Jherrod Stiggers	243	91	2011-15
10.	2.37	Quentin Grimes	142	60	2019-21
11.	2.29	Armoni Brooks	229	100	2016-19
12.	2.289	Marcus Sasser	135	59	2019-23
13.	2.279	Horace Chaney	139	61	1987-89
14.	2.247	Damon Jones	182	81	1994-97
15.	2.210	Byron Smith	137	62	1989-91
16.	2.032	Dion Dowell	124	61	2006-08
**	2.000	Emanuel Sharp	220	110	2021 –

CONSECUTIVE GAMES with 3-POINT FGM

Rk.	No.	Player	Dates
t1.	32	Quentin Grimes	3/5/20 – 4/4/21
		Damyean Dotson	11/11/16 – 3/16/17
3.	30	LJ Cryer	12/21/24 – 4/8/25
4.	29	Corey Davis Jr.	11/25/17 – 3/15/18
5.	28	Robert McKiver	11/26/07 – 3/27/08
t6.	26	Corey Davis Jr.	12/23/18 – 3/30/19
		Jherrod Stiggers	2/5/14 – 1/15/15
		Kelvin Lewis	3/7/09 – 2/6/10
9.	25	Robert McKiver	11/13/06 – 2/19/07
t10.	24	Armoni Brooks	3/17/18 – 2/10/19
t11.	23	Richard Hollis	1/9 – 11/30/88
**	18	Emanuel Sharp	2/18/25 – present

BLOCKED SHOTS

Rk.	No.	Player	G	Years
1.	454	Hakeem Olajuwon	100	1980-84
2.	231	Dwight Davis	84	1969-72
3.	227	Greg Anderson	123	1983-87
4.	211	Bo Outlaw	61	1991-93
5.	209	TaShawn Thomas	96	2011-14
6.	160	Anwar Ferguson	55	2002-04
7.	155	Dwight Jones	54	1969-71
8.	146	Ja'Vier Francis	128	2019-25
9.	137	Danrad Knowles	126	2013-17
10.	136	J'Wan Roberts	173	2019-25
11.	135	Maurice Pressley	79	1972-75
12.	133	Tim Moore	70	1993-96
t13.	132	Larry Micheaux	123	1979-83
14.	131	Brisson Gresham	99	2018-21
t15.	130	Fabian White Jr.	149	2017-22
16	116	Joseph Tugler	71	2023 –
17.	107	George Williams	90	1999-02
18.	102	Rickie Winslow	124	1983-87
19.	100	David Marrs	102	1972-76

WELCOME to the HOUSTON COUGARS, JACE ABARCA



• **Jace Abarca** returns for his third season with the University of Houston Men's Basketball program as Head Ball Kid in 2024-25.

• Jace joined the Cougars in a special ceremony inside the Guy V. Lewis Development Facility prior to the 2022-23 season on Oct. 4, 2022.

• Sitting beside his parents, Yaneth and James, and with his two brothers, Jace signed his Cougars Letter of Intent in front of his new teammates, coaches and the University of Houston band and cheer members and media members.

• As part of his signing, Jace serves as the Head Ball Kid at all Houston home Men's Basketball games inside the Fertitta Center.

• Jace joined the Cougars as part of a partnership with Team IMPACT. He lives with lupus and kidney disorders. Lupus is an inflammatory disease in which the body's immune systems attacks its own tissues and organs.

• Jace loves to read and play video games, like Roblox and Fortnite. He also enjoys science, engineering and geography. Jace is a big fan of the TV show Chicago Med and loves to talk about medical things.

• Nine-year-old **Nicholas Hickey** was Houston Men's Basketball's first Team IMPACT signee in October 2017. Nicholas battled epilepsy, apraxia of speech and autism.



HOUSTON ATHLETICS & TEAM IMPACT

2022	Jace Abarca	Men's Basketball
	Emilia	Swimming and Diving
	Bella	Soccer
2021	Vinny Robins	Football
2017	Nicholas Hickey	Men's Basketball
	Zamya Sumling	Volleyball
2014	Maycie Gonzalez	Track & Field

• Houston Athletics has worked with Team IMPACT for the past 2+ years, matching children across its Men's Basketball, Football, Soccer and Swimming and Diving programs.



"I am proud and grateful that our administration recognized how important the Guy V. Lewis Development Facility is. We now have a place where our players can practice, work out, shoot, develop chemistry and improve their work ethics 24 hours a day, 365 days a year, with this facility. This is a game-changer."

Head Coach Kelvin Sampson

The University of Houston Men's Basketball program moved into its new home during the 2015-16 season following completion of construction of the Guy V. Lewis Development Facility.

The near-53,000-square-foot facility provides the environment that University of Houston Men's and Women's Basketball student-athletes need to excel throughout the season in all areas.

Named after 592-game winner and Hall of Fame Head Coach Guy V. Lewis, the Development Facility is located adjacent to Hofheinz Pavilion at the corner of Cullen Boulevard and Holman Street on the UH campus.

Construction on the \$25-million facility began in September 2014. Austin Commercial served as the construction manager for the project, which was designed by DLR Group and Page.

The building was officially dedicated during NCAA Final Four Weekend in Houston on

QUICK FACTS

Location:	Corner of Cullen Boulevard and Holman Street on UH campus
Construction Cost:	\$25 million
Size:	52,923 square feet
Dedicated:	April 3, 2016
Levels:	3
Level 1:	Dedicated practice courts for Men's and Women's Basketball programs with sports performance and sports medicine areas shared by both teams
Level 2:	Team areas, including locker room and academic/film rooms
Level 3:	Office space for Men's and Women's Basketball coaching/support staffs
Architects:	DLR Group and Page
Construction Manager:	Austin Commercial

April 3, 2016, with Cougar and CBS Sports broadcasting great Jim Nantz serving as master of ceremonies

The first level houses a dedicated practice court for each team as well as sports performance and sports medicine areas, which are shared by both programs.

The second level features the teams' areas, which include locker room and academic/film theaters. The team rooms contain spacious, modern lockers, multiple video screens for television and video games and comfortable furniture.

The third level holds office space for both Men's and Women's Basketball coaching and support staffs.

In Summer 2024, the facility underwent \$5 million in extensive renovations to the second-floor teams areas for Men's and Women's Basketball.


These renovations included a graphics refresh throughout the building, including the sneaker wall on Level Two to celebrate the Houston-Jordan Brand partnership.



THE UNIVERSITY OF HOUSTON



TIER ONE UNIVERSITY • RANKED ONE OF THE BEST COLLEGES IN THE U.S.



- Founded in 1927, the University of Houston empowers learning, discovery, leadership and engagement among 45,000+ students in one of the country's most diverse universities. UH alumni total more than 276,000 across time and more than 50 percent live in Houston and the Gulf Coast region.

- UH features world-renowned faculty within 15 academic colleges. We offer more than 300 undergraduate and graduate academic programs and award more than 9,000 degrees annually. The University also fulfills the needs of students beyond Houston by offering degree programs at the University of Houston at Sugar Land and University of Houston at Katy.

- UH is located in Houston, Texas, the nation's fourth-largest city, the energy capital of the world and home to the world's largest medical center. Our students regularly test their skills through internships with national and international companies based here, and our faculty routinely partner with businesses and government agencies through research.

- UH has the nation's only space architecture graduate program and the only Spanish-language creative writing program; it also has the first subsea engineering program in the U.S. UH's undergraduate entrepreneurship program consistently ranks among the top in the nation, and intellectual property and health law are among the top 10 law programs.

- Our nationally-ranked programs drive students to discover the multitude of academic resources that are available on-campus and online while our student-run organizations and athletics have something for everyone and connect students in authentic Coog culture. With more than 500 student organizations and 6,000 students living on campus in residence halls, apartments and townhouses, life at UH is active and lively.

- University of Houston faculty are renowned scholars with real-world experience who work closely with each student. The faculty includes 15 members of the National Academy of Engineering, four National Academy of Science members and a Nobel Laureate. From the Tony Award to the Nobel Peace Prize and back to the classroom, UH faculty makes things happen on campus and around the world.

- UH leads five nationally funded centers, comprising numerous collaborations with partner institutions and industry. Sponsored by nearly \$20 million in funding, these centers pioneer groundbreaking research in the areas of energy, materials, psychology, laser mapping and homeland security.

- UH is a home for big ideas. In 2017, UH ranked #1 in the nation among all public universities without medical schools in royalties from technology transfers. With more than \$22 million a year in royalties, UH has seen a 400 percent increase in patent income since 2010.

- The UH Technology Bridge boasts more than 30,000 square feet of incubator space and nearly 200,000 square feet of built-up space ideally suited for large laboratories, pilot scale facilities and light manufacturing. UH's innovation ecosystem allows entrepreneurial faculty, students and alumni to bring new discoveries into the market place or to establish partnerships to launch new companies.

uh.edu

RADIO/TV ROSTER



KORDEL JEFFERSON
G • 6-3 • 195 • r-Sr.-1L
Arlington, Texas
  korrdel



ISIAH HARWELL
G • 6-6 • 220 • Fr.-HS
Pocatello, Idaho
  isiah_harwell1



RAMON WALKER Jr.
G • 6-5 • 215 • r-Sr.-4L
Pearland, Texas
  ramonwalkerjr  ramonwalker04



KINGSTON FLEMINGS
G • 6-4 • 190 • Fr.-HS
San Antonio, Texas
  k1ng_flemings  K1ngFlemings



CHRIS CENAC Jr.
F/C • 6-11 • 240 • Fr.-HS
New Orleans, La.
  chriscenac1  chriscenacjr



BRYCE JACKSON
G • 6-6 • 210 • Fr.-HS
Pearland, Texas
  thebjackk_  Brycejack10



MIŁOS UZAN
G • 6-4 • 195 • Jr.-TR
Las Vegas, Nev.
  lossyuzan



CEDRIC LATH
C • 6-10 • 265 • r-Jr.-2L
Abidjan, Ivory Coast
  ced_lath  AguyCedric



JOSEPH TUGLER
F • 6-8 • 230 • Jr.-2L
Houston, Texas
  joseph_tugler  joseph_tugler



JACOB McFARLAND
C • 6-11 • 225 • r-Sr.-SQ
Moreno Valley, Calif.
  jacobmcfar1and



KALIFA SAKHO
F • 6-11 • 230 • Sr.-TR
Rouen, France
  lifka_skh  Klz224



EMANUEL SHARP
G • 6-3 • 205 • r-Sr.-3L
Tampa, Fla.
  emanuelsharp_



CHASE McCARTY
F • 6-5 • 215 • r-Fr.-RS
Madison, Ala.
  chase_mccarty  Chasemcarty21



MERCY MILLER
G • 6-4 • 200 • So.-1L
Los Angeles, Calif.
  mercymiller  mercymiller25



KELVIN SAMPSON
Head Coach
12th Season at Houston
37th Season Overall

  CoachSampsonUH



KELLEN SAMPSON
Assistant Coach
12th Season at Houston
16th Season Overall

  kellenmsampson



K.C. BEARD
Assistant Coach
12th Season at Houston
15th Season Overall

  k.c.beard
 CoachKCBeard1



MIKE EKANEM
Assistant Coach
1st Season at Houston
5th Season Overall

 Coachmike__



HOLLIS PRICE
Special Assistant to Head Coach/
Assistant Coach
12th Season at Houston
15th Season Overall

  hollis_price10
 HollisHp



ANTHONY GOLDWIRE
Director of Player Development/
Assistant Coach
5th Season at Houston
5th Season Overall

  anthony.goldwire5



KELVIN SAMPSON

Head Coach

12th Season at Houston • 37th Season Overall

302-84 Record at Houston • 802-354 Career Record

UNC Pembroke '78; Michigan State '80

 CoachSampsonUH



KELVIN SAMPSON'S YEAR-BY-YEAR RECORD

Year	Overall		Conference		Conf. Finish	Tourn	Notes	Postseason
	Record	Pct.	Record	Pct.				
Montana Tech (73-45 • 31-29 Frontier Conference • 3 NAIA District 12 [2-3])								
<i>Became acting head coach on Jan. 1, 1981 • Totals not included above and below</i>								
1980-81	2-14	.125	2-11	.154				
<i>Became permanent head coach on March 14, 1981</i>								
1981-82	7-20	.259	0-15	.000				
1982-83	22-9	.710	9-6	.600			Frontier Conference Tournament Champions	NAIA District 12 Playoffs (1-1)
							Frontier Conference Coach of the Year	
1983-84	22-9	.710	10-5	.667	1st		Frontier Conference Champions	NAIA District 12 Playoffs (1-1)
							Frontier Conference Tournament Champions	
1984-85	22-7	.759	12-3	.800	1st		Frontier Conference Champions	NAIA District 12 Playoffs (0-1)
							Frontier Conference Tournament Champions	
							Frontier Conference Coach of the Year	
Washington State (103-103 • 48-78 Pac-10 • 1 NCAA [0-1] • 1 NIT [1-1])								
1987-88	13-18	.419	7-11	.389	6th	1-1		
1988-89	10-19	.345	4-14	.222	8th			
1989-90	7-22	.241	1-17	.056	10th	0-1		
1990-91	16-12	.571	8-10	.444	6th			
							PAC-10 Coach of the Year	
							Kodak District 14 Coach of the Year	
1991-92	22-11	.667	9-9	.500	t-5th			NIT Second Round (1-1)
1992-93	15-12	.556	9-9	.500	t-5th			
1993-94	20-11	.645	10-8	.556	t-4th			NCAA First Round (0-1)
Oklahoma (281-107 • 129-59 Big Eight/Big 12 • 11 NCAA [11-11] • 1 NIT [1-1])								
1994-95	23-9	.719	9-5	.643	3rd	1-1	AP National Coach of the Year Henry Iba Award Big Eight Coach of the Year	NCAA First Round (0-1)
1995-96	18-12	.600	8-6	.571	3rd	2-1		NCAA First Round (0-1)
1996-97	20-10	.667	10-6	.625	5th	2-1		NCAA First Round (0-1)
1997-98	22-11	.667	11-5	.688	t-2nd	0-1		NCAA First Round (0-1)
1998-99	22-11	.667	11-5	.688	t-2nd	2-1		NCAA Sweet 16 (2-1)
1999-00	27-7	.794	12-4	.750	t-2nd	2-1		NCAA Second Round (1-1)
2000-01	26-7	.788	12-4	.750	t-2nd	3-0	Big 12 Tournament Champions	NCAA First Round (0-1)
2001-02	31-5	.861	13-3	.813	2nd	3-0	Big 12 Tournament Champions NABC National Coach of the Year	NCAA Final Four (4-1)
2002-03	27-7	.794	12-4	.750	3rd	3-0	Big 12 Tournament Champions	NCAA Elite Eight (3-1)
2003-04	20-11	.645	8-8	.500	7th	1-1		NIT Second Round (1-1)
2004-05	25-8	.758	12-4	.750	t-1st	1-1	Big 12 Champions	NCAA Second Round (1-1)
2005-06	20-9	.690	11-5	.688	3rd	0-1		NCAA First Round (0-1)
Indiana (43-15 • 21-8 Big Ten • 1 NCAA [1-1])								
2006-07	21-11	.656	10-6	.625	3rd	0-1		NCAA Second Round (1-1)
2007-08	22-4	.846	11-2	.846				
Houston (302-84 • 34-4 Big 12 • 117-44 The American • 7 NCAA [19-7] • 2 NIT [0-2])								
2014-15	13-19	.406	4-14	.222	10th	1-1		NIT First Round (0-1)
2015-16	22-10	.688	12-6	.667	t-3rd	0-1		NIT First Round (0-1)
2016-17	21-11	.656	12-6	.667	3rd	0-1		NCAA Second Round (1-1)
2017-18	27-8	.771	14-4	.778	t-2nd	2-1	The American Coach of the Year NABC District 25 Coach of the Year	
2018-19	33-4	.892	16-2	.889	1st	2-1	The American Champions Clarence "Big House" Gaines National Coach of the Year The American Coach of the Year NABC District 25 Coach of the Year	NCAA Sweet 16 (2-1)
2019-20	23-8	.742	13-5	.722	t-1st	COVID-19	The American Champions Coach of the Year (Houston Sports Awards)	No Tournament – COVID
2020-21	28-4	.875	14-3	.824	2nd	3-0	The American Tournament Champions John McLendon Award Coach of the Year (Houston Sports Awards)	NCAA Final Four (4-1)
2021-22	32-6	.842	15-3	.833	1st	3-0	The American Champions The American Tournament Champions CBS Sports National Coach of the Year Ben Jobe Award	NCAA Elite Eight (3-1)
2022-23	33-4	.892	17-1	.944	1st	2-1	The American Champions NABC District 24 Coach of the Year Texas Coach of the Year (Dave Campbell's Texas Basketball)	NCAA Sweet 16 (2-1)
2023-24	32-5	.865	15-3	.833	1st	2-1	Big 12 Champions AP National Coach of the Year NABC National Coach of the Year Henry Iba National Coach of the Year Award (USBWA) John McLendon Award Field of 68 National Coach of the Year Big 12 Coach of the Year (Associated Press) Big 12 Coach of the Year (Associated Press) NABC District 8 Coach of the Year	NCAA Sweet 16 (2-1)
2024-25	35-5	.875	19-1	.950	1st	3-0	Big 12 Champions Big 12 Tournament Champions CBS Sports National Coach of the Year The Sporting News National Coach of the Year Big 12 Coach of the Year (Associated Press) NABC Gulf District Coach of the Year	NCAA Finalist (5-1)
2025-26	3-0	1.000	0-0	.000	---	0-0		
36 yrs	802-354	.694	380-222	.631	9-1st	40-21	9 Conference Championships 9 Conference Tournament titles 13 National Coach of the Year awards 12 Conference Coach of the Year awards 9 District Coach of the Year awards 2 Houston Sports Awards Coach of the Year	20 NCAAAs (31-20) 4 NITs (2-4) 3 NAIA District 12 (2-3)
	6 30-win seasons				14-Top 2			
	28 20-win seasons				22-Top 3			
	22 20-win seasons in last 23 yrs.							

• Ninth Men's Basketball head coach in University of Houston history

• Previously served as head coach at Indiana (2006-08); Oklahoma (1994-06); Washington State (1987-94) and Montana Tech (1981-85)

• 802-354 (.694) career record in 366 seasons; 302-84 (.782) record in 11 seasons at Houston

• 33rd coach (with 10+ years in NCAA Division I) to record 700 wins in career

• One of 16 coaches in NCAA history to lead 2+ different schools to NCAA Final Fours (1 – Oklahoma • 2 – Houston)

• One of 34 coaches in NCAA history to lead schools to 3+ NCAA Final Fours

• One of 11 coaches in NCAA history to lead 3+ different schools to NCAA Tournament wins (11 – Oklahoma • 1 – Indiana • 19 – Houston)

• One of 15 coaches in NCAA history to lead 4+ different schools to NCAA Tournament (1 – Washington State • 11 – Oklahoma • 1 – Indiana • 7 – Houston)

• Veteran of 27 postseason tournaments (20 NCAA, 4 NIT, 3 NAIA District 12 playoffs) includes 1 National Championship Game (2025)

3 NCAA Final Four (2025, 2021, 2002)

5 Elite Eight (2025, 2022, 2021, 2003, 2002)

9 Sweet 16 (2025, 2024, 2023, 2022, 2021, 2019, 2003, 2002, 1999)

3 Second Round (2018, 2007, 2005)

2 NIT Second Round (2004, 1992)

• Second-winningest coach in Houston history (302)... Ranks as Houston's career leader in winning percentage (.782)

• Only coach in Houston history to lead Cougars to three and four consecutive 30-win seasons as well as five, six, seven, eight, nine and 10 consecutive 20-win seasons

• Nine (9) conference regular-season championships 2024-25 Big 12 • 2023-24 Big 12 • 2022-23 The American 2021-22 The American • 2019-20 The American 2018-19 The American • 2004-05 Big 12 1984-85 Frontier • 1983-84 Frontier

• Nine (9) conference tournament championships 2025 Big 12 • 2022, 2021 The American 2003, 2002, 2001 Big 12 1985, 1984, 1983 Frontier

• Fourteen (14) National Coach of the Year awards 2025 The Sporting News 2024, 1995 Henry Iba Award (USBWA) • 2024 Field of 68 2025, 2022 CBS Sports • 2022 Ben Jobe 2024, 2021 John McLendon Award 2019 Clarence "Big House" Gaines Award 2024, 2002 NABC • 2024, 1995 Associated Press

• Nine (9) District Coach of the Year awards 2025 NABC Gulf District 2024 NABC District 8 • 2023 USBWA District VII, 2023, 2022 NABC District 24 • 2019, 2018 NABC District 25 1992, 1991 Kodak District 14

• Twelve (12) Conference Coach of the Year awards from five leagues 2025, 2024 Big 12, 2025, 2024 Big 12 (AP) 2023, 2022, 2019, 2018 The American 1995 Big Eight • 1991 PAC-10 • 1985, 1983 Frontier

• One (1) Texas College Coach of the Year award 2022 [Dave Campbell's Texas Basketball]

• Worked for six years in the NBA coaching ranks (2011-14 • Houston Rockets 2008-11 • Milwaukee Bucks)

• 15 NBA Draft picks Seven NBA Draft First-Round selections

• He and his wife, Karen, have a daughter, Lauren, who is the Cougars' director of operations; a son, Kellen, who is an assistant coach at Houston; a granddaughter, Maisy Jade; and a grandson, Kylan Ned (children of Tonya and Kellen Sampson)

KELVIN SAMPSON • RECORD vs. OPPONENTS

Team	Overall	Houston	Indiana	Oklahoma	Washington State	Montana Tech
Abilene Christian	1-0	1-0	---	---	---	---
Akron	0-1	0-1	---	---	---	---
Alabama	3-6	0-3	---	2-1	1-2	---
Alabama A&M	1-0	1-0	---	---	---	---
Alabama State	2-0	1-0	---	1-0	---	---
Alaska-Anchorage	2-0	---	---	---	2-0	---
Alberta	1-0	---	---	---	---	1-0
Alcorn State	4-0	2-0	---	1-0	1-0	---
American-Puerto Rico	1-0	---	---	1-0	---	---
Appalachian State	0-1	---	---	---	0-1	---
Arizona	5-15	3-0	---	2-0	0-15	---
Arizona State	9-6	1-0	---	---	8-6	---
Arkansas	4-2	0-1	---	4-1	---	---
Arkansas State	1-0	---	---	1-0	---	---
Arkansas-Pine Bluff	2-1	0-1	---	2-0	---	---
Auburn	1-1	1-1	---	---	---	---
Azusa Pacific	1-0	---	---	---	1-0	---
Ball State	1-0	---	1-0	---	---	---
Baylor	25-1	3-1	---	22-0	---	---
Belmont	1-0	---	---	1-0	---	---
Bethune-Cookman	1-0	---	---	1-0	---	---
Binghamton	1-0	---	---	1-0	---	---
Boise State	1-1	1-1	---	---	---	---
Boston	1-0	---	---	1-0	---	---
Bryant	1-0	1-0	---	---	---	---
Butler	3-2	2-0	0-1	1-1	---	---
BYU	4-2	4-1	---	---	0-1	---
BYU-Hawai'i	2-0	---	---	---	2-0	---
Boston College	0-1	---	---	---	0-1	---
Cal State Northridge	2-0	---	---	1-0	1-0	---
Calgary	0-2	---	---	---	---	0-2
California	9-7	---	---	2-0	7-7	---
Carroll College	9-5	---	---	---	---	8-4
Centenary	1-1	---	---	1-0	0-1	---
Central Connecticut State	2-0	---	---	1-0	1-0	---
Central Michigan	1-0	---	---	1-0	---	---
Chadron State	1-0	---	---	---	---	1-0
Charlotte	2-0	---	1-0	1-0	---	---
Chattanooga	1-0	---	1-0	---	---	---
Chicago State	2-0	---	2-0	---	---	---
Cincinnati	16-11	16-9	---	0-2	---	---
Cleveland State	1-0	1-0	1-0	---	---	---
College of Idaho	3-3	---	---	---	---	3-3
Colorado	16-3	2-0	---	14-3	---	---
Coppin State	11-0	1-0	1-0	8-0	1-0	---
Cornell	1-0	1-0	---	---	---	---
Creighton	0-0	---	---	---	---	---
Dayton	1-0	1-0	---	---	---	---
Delaware State	2-0	---	---	1-0	1-0	---
Drexel	1-1	0-1	---	1-0	---	---
Duke	1-3	1-1	1-1	1-1	---	---
East Carolina	12-2	12-2	---	---	---	---
Eastern Kentucky	1-0	---	---	---	1-0	---
Eastern Illinois	2-0	2-0	---	1-0	---	---
Eastern Michigan	1-0	---	---	---	1-0	---
Eastern Oregon State	3-0	---	---	---	---	3-0
Eastern Washington	6-0	---	---	1-0	5-0	---
Fairfield	1-0	1-0	---	---	---	---
Florida	0-2	0-1	---	0-1	---	---
Florida A&M	3-0	1-0	---	1-0	1-0	---
Florida Atlantic	1-0	---	---	1-0	---	---
Florida State	0-0	---	---	---	---	---
Fresno State	1-1	---	---	---	1-1	---
George Mason	1-0	1-0	---	---	---	---
George Washington	1-0	---	---	1-0	---	---
Georgia Southern	1-0	---	---	1-0	---	---
Georgia State	2-0	1-0	---	1-0	---	---
Georgia Tech	2-3	1-1	1-0	0-2	---	---
Gonzaga	2-1	1-0	1-0	---	0-1	---
Grand Canyon	0-1	0-1	---	---	---	---
Great Falls	7-10	---	---	---	---	6-8
Hartford	1-0	---	---	1-0	---	---
Harvard	0-2	0-2	---	---	---	---
Hawai'i	1-0	---	---	---	1-0	---
Hawai'i-Hilo	1-0	---	---	1-0	---	---
Hawai'i-Pacific	1-0	---	---	---	1-0	---
High Point	2-0	---	---	2-0	---	---
Hofstra	2-0	2-0	---	---	---	---
Houston Christian	2-0	2-0	---	---	---	---
Idaho	3-5	---	---	---	3-5	---

Team	Overall	Houston	Indiana	Oklahoma	Washington State	Montana Tech
Illinois	4-2	1-0	3-2	---	---	---
Illinois State	1-0	---	1-0	---	---	---
Illinois-Chicago	1-0	---	---	1-0	---	---
Indiana	0-4	---	---	0-2	0-2	---
Indiana State	2-1	---	1-0	0-1	1-0	---
Iowa	3-1	---	3-1	---	---	---
Iowa State	11-8	2-2	---	9-6	---	---
IUPUI	1-0	---	1-0	---	---	---
Jackson State	7-0	2-0	---	4-0	1-0	---
Jamestown	1-0	---	---	---	---	1-0
Kansas	9-12	3-1	---	6-11	---	---
Kansas State	13-4	2-0	---	11-4	---	---
Kent State	1-0	1-0	---	---	---	---
Kentucky	1-2	0-1	1-1	---	---	---
La Salle	1-0	---	---	1-0	---	---
Lafayette	1-0	---	1-0	---	---	---
Lake Region College	1-0	---	---	---	---	1-0
Lamar	3-0	2-0	---	1-0	---	---
Lehigh	1-0	1-0	---	---	---	---
Lethbridge	5-0	---	---	---	---	5-0
Lewis-Clark State	0-2	---	---	---	---	0-2
Liberty	2-0	2-0	---	---	---	---
Longwood	2-0	1-0	1-0	---	---	---
Louisiana	3-0	2-0	---	---	1-0	---
Louisiana Tech	1-0	---	---	1-0	---	---
LSU	3-2	2-2	---	1-0	---	---
Manhattan	0-1	---	---	0-1	---	---
Marquette	1-0	---	---	---	1-0	---
Mary College	2-1	---	---	---	---	2-1
Maryland	1-1	---	---	1-1	---	---
McNeese	2-0	2-0	---	---	---	---
Memphis	9-10	9-8	---	0-2	---	---
Mesa State	0-1	---	---	---	---	0-1
Miami (Fla.)	0-1	0-1	---	---	---	---
Michigan	2-3	0-1	2-1	0-1	---	---
Michigan State	5-4	---	2-1	2-2	1-1	---
Middle Tennessee	0-0	---	---	---	---	---
Minnesota	4-0	---	2-0	1-0	1-0	---
Minot State	2-0	---	---	---	---	2-0
Mississippi	1-2	---	---	1-2	---	---
Mississippi State	0-3	---	---	0-3	---	---
Mississippi Valley State	1-0	1-0	---	---	---	---
Missouri	13-9	---	---	13-9	---	---
Missouri State	1-0	---	---	1-0	---	---
Monmouth	1-0	---	---	---	1-0	---
Montana	1-0	1-0	---	---	---	---
Montana State	2-0	---	---	2-0	---	---
Morgan State	2-0	2-0	---	---	---	---
Mount St. Mary's	2-0	---	---	2-0	---	---
Murray State	2-1	2-0	---	0-1	---	---
NC State	0-1	---	---	0-1	---	---
Nebraska	11-5	---	---	11-5	---	---
Nebraska Wesleyan	1-0	---	---	---	---	1-0
New Mexico	0-1	---	---	---	0-1	---
New Mexico Highlands	1-0	---	---	---	---	1-0
New Orleans	1-0	1-0	---	---	---	---
Niagara	1-0	---	---	1-0	---	---
Nicholls	4-0	1-0	---	3-0	---	---
NJIT	1-0	1-0	---	---	---	---
North Carolina A&T	1-0	1-0	---	---	---	---
North Carolina Central	1-0	1-0	---	---	---	---
North Florida	1-0	1-0	---	---	---	---
North Texas	2-0	---	---	2-0	---	---
Norfolk State	1-0	1-0	---	---	---	---
Northern Colorado	2-0	1-0	---	1-0	---	---
Northern Kentucky	1-0	1-0	---	---	---	---
Northern Montana	8-8	---	---	---	---	8-5
Northern State	0-2	---	---	---	---	0-2
Northwest Nazarene	3-3	---	---	---	---	3-3
Northwestern	2-0	---	2-0	---	---	---
Northwestern State	3-0	2-0	---	1-0	---	---
Notre Dame	1-0	1-0	---	---	---	---
Oakland	1-0	1-0	---	---	---	---
Ohio	1-0	---	---	---	1-0	---
Ohio State	2-1	1-0	1-1	---	---	---
Oklahoma	1-0	1-0	---	---	---	---
Oklahoma Baptist	1-0	---	---	---	1-0	---
Oklahoma State	17-15	5-1	---	12-14	---	---
Oral Roberts	8-0	1-0	---	6-0	1-0	---
Oregon	10-9	3-1	---	---	7-8	---

KELVIN SAMPSON • RECORD vs. OPPONENTS

Team	Overall	Houston	Indiana	Oklahoma	Washington State	Montana Tech
Oregon State	9-8	1-0	---	1-0	7-8	---
Oregon Tech	1-0	---	---	---	---	1-0
Our Lady of the Lake	1-0	1-0	---	---	---	---
Penn	1-0	1-0	---	---	---	---
Penn State	3-0	---	3-0	---	---	---
Pittsburg State	1-0	---	---	---	1-0	---
Portland	2-1	1-0	---	---	1-1	---
Prairie View A&M	6-0	3-0	---	2-0	1-0	---
Princeton	3-0	---	---	2-0	1-0	---
Providence	1-0	1-0	---	---	---	---
Purdue	7-2	1-0	2-1	4-1	---	---
Regina	1-0	---	---	---	---	1-0
Rhode Island	1-1	1-1	---	---	---	---
Rice	5-0	5-0	---	---	---	---
Rider	0-0	---	---	---	---	---
Rocky Mountain	6-10	---	---	---	---	6-7
Rutgers	1-0	1-0	---	---	---	---
Sacramento State	3-0	---	---	---	3-0	---
Saint Joseph's	1-0	1-0	---	---	---	---
Saint Louis	2-0	2-0	---	---	---	---
Saint Mary's (Calif.)	1-0	1-0	---	---	---	---
St. John's	0-0	---	---	---	---	---
Sam Houston State	2-0	---	---	2-0	---	---
Samford	1-0	---	---	1-0	---	---
San Diego	1-0	---	---	1-0	---	---
San Diego State	2-1	1-1	---	---	1-0	---
San Francisco State	1-0	---	---	---	1-0	---
San Jose State	1-1	---	---	---	1-1	---
Seattle	2-0	---	---	---	1-0	1-0
SIUE	1-0	1-0	---	---	---	---
Simon Fraser	1-0	---	---	---	1-0	---
SMU	15-7	11-7	---	4-0	---	---
South Carolina	2-0	2-0	---	---	---	---
South Carolina State	1-1	0-1	---	1-0	---	---
South Dakota	1-0	1-0	---	---	---	---
South Florida	14-2	14-2	---	---	---	---
Southeast Missouri State	1-0	---	---	1-0	---	---
Southern	1-0	---	---	1-0	---	---
Southern Alberta Tech	3-0	---	---	---	---	3-0
Southern Illinois	2-0	---	2-0	---	---	---
Southern Utah	1-0	---	---	---	1-0	---
St. Bonaventure	1-0	---	---	1-0	---	---
Stanford	6-9	---	---	0-1	6-8	---
Stephen F. Austin	0-1	---	---	---	0-1	---
Stetson	1-0	1-0	---	---	---	---
Syracuse	1-1	1-0	---	0-1	---	---
TCU	2-1	2-1	---	---	---	---
Temple	11-5	11-4	---	0-1	---	---
Tennessee	1-1	1-0	---	---	0-1	---
Tennessee State	1-0	---	1-0	---	---	---
Texas	20-9	2-0	---	18-9	---	---
Texas A&M	21-1	1-0	---	20-1	---	---
Texas A&M-Corpus Christi	2-0	2-0	---	---	---	---
Texas Southern	4-0	1-0	---	2-0	1-0	---
Texas State	5-0	3-0	---	2-0	---	---
Texas Tech	21-8	5-1	---	16-7	---	---
Toledo	1-0	1-0	---	---	---	---
Towson	2-0	2-0	---	---	---	---
Trinity Western	1-0	---	---	---	---	1-0
Troy	1-0	1-0	---	---	---	---
Tulane	18-3	17-3	---	1-0	---	---
Tulsa	15-7	11-6	---	4-1	---	---
UAB	1-0	1-0	---	---	---	---
UALR	1-0	---	---	1-0	---	---
UC Irvine	3-0	---	---	3-0	---	---
UC San Diego	1-0	---	---	---	1-0	---
UCF	16-4	16-4	---	---	---	---
UCLA	2-14	---	0-1	---	2-13	---
UConn	12-5	8-3	1-1	3-1	---	---
UIW	1-0	1-0	---	---	---	---
ULM	4-0	2-0	---	2-0	---	---
UNC Asheville	1-0	---	---	1-0	---	---
UNC Wilmington	1-0	---	1-0	---	---	---
UNLV	0-0	---	---	---	---	---
USC	6-9	---	---	---	6-9	---
UT Arlington	2-0	1-0	---	1-0	---	---
UT Rio Grande Valley	6-0	4-0	---	2-0	---	---
Utah	2-1	2-0	---	0-1	---	---
Utah State	1-0	1-0	---	---	---	---
UTEP	1-0	1-0	---	---	---	---

Team	Overall	Houston	Indiana	Oklahoma	Washington State	Montana Tech
UTSA	1-0	---	---	1-0	---	---
Valley City State	1-0	---	---	---	---	1-0
Vermont	1-0	1-0	---	---	---	---
Villanova	0-2	0-1	---	0-1	---	---
Virginia	2-0	2-0	---	---	---	---
Wake Forest	1-0	1-0	---	---	---	---
Warner Pacific	1-0	---	---	---	---	1-0
Washington	8-8	---	---	0-1	7-7	---
West Virginia	3-1	3-0	---	0-1	---	---
Western Carolina	2-0	---	1-0	1-0	---	---
Western Illinois	2-0	---	1-0	1-0	---	---
Western Montana	12-5	---	---	---	---	12-2
Western Michigan	1-0	---	1-0	---	---	---
Western New Mexico	0-1	---	---	---	---	0-1
Whitman College of Walla Walla	0-1	---	---	---	---	0-1
Whitworth	0-2	---	---	---	---	0-1
Wichita State	10-2	10-2	---	---	---	---
Winthrop	1-0	---	---	1-0	---	---
Wisconsin	3-5	0-1	1-2	0-1	2-1	---
Wisconsin-Milwaukee	0-1	---	---	0-1	---	---
Wisconsin-Stout	0-1	---	---	---	---	---
WKU	2-0	---	---	1-0	---	---
Wyoming	1-0	1-0	---	---	---	---
Xavier	2-1	1-0	0-1	1-0	---	---
Totals	802-354	301-84	43-15	281-107	103-103	73-45

NCAA WINNINGEST COACHES (10+ years at NCAA Division I level)

Red Bold indicates coaches with **Houston** ties • Bold indicates active coaches • through games of Nov. 13, 2025

Rk.	Coach	Wins	Losses	Pct.	School (Years)
1.	Mike Krzyzewski	1,202	368	.766	Duke (1980-22); Army West Point (1975-80)
2.	Jim Boeheim	1,015	441	.697	Syracuse (1976-23)
3.	Bob Huggins	935	414	.693	West Virginia (2007-23); Kansas State (2006-07); Cincinnati (1989-05); Akron (1984-89); Walsh (1980-83)
4.	Jim Calhoun	920	397	.699	St. Joseph's (Conn.) (2018-21); UConn (1986-2012); Northeastern (1972-86)
5.	Roy Williams	903	264	.774	North Carolina (2003-22); Kansas (1988-03)
6.	Bob Knight	902	371	.709	Texas Tech (2001-08); Indiana (1972-00); Army West Point (1965-72)
7.	Dean Smith	879	254	.776	North Carolina (1961-97)
8.	Adolph Rupp	876	190	.822	Kentucky (1930-72)
9.	Rick Barnes	839	423	.665	Tennessee (2015 – present); Texas (1998-15); Clemson (1994-98); Providence (1988-94); George Mason (1987-88)
10.	John Calipari	837	276	.752	Arkansas (2024 – present); Kentucky (2009-24); Memphis (2000-09); UMass (1988-96)
11.	Cliff Ellis	831	565	.595	Coastal Carolina (2007-23); Auburn (1994-04); Clemson (1984-94); South Alabama (1975-84)
12.	Jim Phelan	830	524	.613	Mount St. Mary's (1954-2003)
13.	Bill Self	818	262	.757	Kansas (2003– present); Illinois (2000-03); Tulsa (1997-00); Oral Roberts (1993-97)
14.	Rollie Massimino	816	462	.638	Keiser (2006-17); Cleveland State (1996-03); UNLV (1992-94); Villanova (1973-92); Stony Brook (1969-71)
15.	Eddie Sutton	806	326	.712	San Francisco (2007-08); Oklahoma State (1990-06); Kentucky (1985-89); Arkansas (1974-85); Creighton (1969-74)
16.	Rick Byrd	805	403	.666	Belmont (1986-21); Lincoln Memorial (1983-86); Maryville (Tenn.) (1978-80)
17.	Kelvin Sampson	802	354	.694	Houston (2014 – present); Indiana (2006-08); Oklahoma (1994-06); Washington State (1987-94); Montana Tech (1981-85)
18.	Lefty Driesell	786	394	.666	Maryland (1969-86); James Madison (1988-97); Georgia State (1997-03); Davidson (1960-69)
19.	Dana Altman	783	405	.661	Oregon (2010 – present); Creighton (1994-10); Kansas State (1990-94); Marshall (1989-90)
20.	Lute Olson	781	279	.737	Arizona (1983-07); Iowa (1974-83); Long Beach State (1973-74)
21.	Lou Henson	779	412	.654	New Mexico State (1997-2005); Illinois (1975-96); New Mexico State (1966-75); Hardin-Simmons (1962-66)
22.	Rick Pitino	763	309	.712	St. John's (2023 – present); Iona (2020-23) Louisville (2001-17); Kentucky (1989-97); Providence (1985-87); Boston University (1978-83); Hawai'i (1975-76)
23.	Ed Diddle	759	302	.715	Western Kentucky (1922-64)
24.	Henry Iba	756	340	.690	Oklahoma State (1934-70); Colorado (1933-34); Northwest Missouri State (1929-33)
25.	John Beilein	754	425	.640	Michigan (2007-19); West Virginia (2002-07); Richmond (1997-02); Canisius (1992-97); Le Moyne (1983-92); Nazareth (1982-83)
26.	Bo Ryan	747	233	.762	Wisconsin (2001-16); Milwaukee (1999-01); Wisconsin-Platteville (1984-99)
27.	Phog Allen	746	264	.739	Kansas (1907-09, 1919-56); Central Missouri (1912-19); Haskell (1908-09); Baker (1905-08)
t28.	Mark Few	744	152	.830	Gonzaga (2000 – present)
t28.	Jim Larranaga	744	508	.594	Miami (Fla.) (2011-24); George Mason (1997-11); Bowling Green (1986-97); American International (1977-79)
30.	John Chaney	741	312	.704	Temple (1982-06)
31.	Tom Izzo	740	302	.710	Michigan State (1996 – present)
t32.	Jerry Tarkanian	729	201	.784	Fresno State (1995-02); UNLV (1973-92); Long Beach State (1968-73)
t32.	Norm Stewart	729	373	.662	Missouri (1967-99); Northern Iowa (1961-67)
34.	Ray Meyer	724	354	.672	DePaul (1942-84)
35.	Jerry Sloum	723	556	.565	Youngtown State (2005-17); Gannon (1996-05); Geneva (1987-96); Nyack (1975-87)
36.	Don Haskins	719	353	.671	UTEP (1961-99)
37.	Greg Kampe	715	558	.562	Oakland (1984 – present)
38.	Steve Alford	703	373	.653	Nevada (2019 – present); UCLA (2014-19); New Mexico (2008-13); Iowa (2000-07); Missouri State (1996-99); Manchester (1992-95)
39.	Larry Hunter	702	453	.608	Western Carolina (2005-18); Ohio (1989-2001); Wittenberg (1976-89)
40.	Bruce Pearl	694	270	.720	Auburn (2015 – present); Tennessee (2006-11); Milwaukee (2002-05); Southern Indiana (1993-01)
41.	Mike Montgomery	677	317	.681	California (2008-14); Stanford (1986-04); Montana (1978-86)
42.	Denny Crum	675	295	.696	Louisville (1971-01)
43.	Lon Kruger	674	432	.609	Oklahoma (2011-21); UNLV (2004-11); Illinois (1996-00); Florida (1990-96); Kansas State (1986-90); UTRGV (1982-86)
44.	Gary Williams	668	380	.637	Maryland (1989-11); Ohio State (1986-89); Boston College (1982-86); American (1978-82)
45.	John Wooden	664	162	.804	UCLA (1948-75); Indiana State (1946-48)
46.	Ralph Miller	657	382	.632	Oregon State (1970-89); Iowa (1964-70); Wichita State (1951-64)
47.	Tom Penders	649	437	.598	Houston (2004-10); George Washington (1998-2001); Texas (1988-98); Rhode Island (1986-88); Fordham (1978-86); Columbia (1974-78); Tufts (1971-74)
48.	Gene Bartow	647	353	.647	UAB (1978-96); UCLA (1975-77); Illinois (1974-75); Memphis (1970-74); Valparaiso (1964-70); Central Missouri (1961-64)
t49.	Jay Wright	642	282	.695	Villanova (2002-22); Hofstra (1995-01)
t49.	Tubby Smith	642	370	.634	High Point (2018-22); Memphis (2016-18); Texas Tech (2013-16); Minnesota (2007-13); Kentucky (1997-2007); Georgia (1995-97); Tulsa (1991-95)
t50.	Billy Tubbs	641	340	.653	Lamar (2003-06); TCU (1994-02); Oklahoma (1980-94); Lamar (1976-80); Southwestern (Texas) (1971-73)
t52.	Homer Drew	640	427	.600	Valparaiso (1988-11); Indiana-South Bend (1987-88); Bethel (Ind.) (1976-87);
53.	Leonard Hamilton	638	506	.558	Florida State (2002-25); Miami (Fla.) (1990-00); Oklahoma State (1986-90)
54.	Marv Harshman	637	444	.589	Washington State (1958-71); Washington (1971-85); Pacific Lutheran (1945-58)
55.	Bob McKillop	634	381	.625	Davidson (1990-22)
t56.	Bob Hoffman	633	389	.619	Central Oklahoma (2019 – present); Mercer (2008-19); UT Rio Grande Valley (1999-04); Oklahoma Baptist (1990-99)
56.	Hugh Durham	633	429	.596	Jacksonville (1997-05); Georgia (1978-95); Florida State (1966-78)
58.	Greg McDermott	631	367	.632	Creighton (2010 – present); Iowa State (2006-10); Northern Iowa (2001-06); North Dakota State (2000-01); Wayne State (Neb.) (1994-00)
59.	Fran Dunphy	625	380	.622	La Salle (2022-25); Temple (2006-19); Penn (1989-06)
60.	Norm Sloan	624	393	.614	NC State (1966-80); Florida (1960-89); The Citadel (1956-60); Presbyterian (1951-55)
61.	Stew Morrill	620	294	.678	Utah State (1998-15); Colorado State (1991-98); Montana (1986-91)
62.	Ben Braun	615	517	.543	Rice (2008-14); California (1996-08); Eastern Michigan (1985-96); Siena Heights (1977-85)
63.	Slats Gill	599	393	.604	Oregon State (1928-64)
64.	Tom Davis	598	355	.627	Drake (2003-07); Iowa (1986-99); Stanford (1982-86); Boston College (1977-82); Lafayette (1971-77)
65.	Abe Lemons	597	344	.634	Texas (1976-82); UTRGV (1973-76); Oklahoma City (1955-73)
66.	John Thompson	596	239	.714	Georgetown (1972-99)
67.	Scott Nagy	593	351	.628	Southern Illinois (2024 – present); Wright State (2016-24); South Dakota State (1995-2016)
68.	Guy V. Lewis	592	279	.680	Houston (1956-86)
t69.	Danny Kaspar	584	302	.659	Texas State (2014-20); Stephen F. Austin (2001-13); UIW (1992-00)
t69.	Tony Shaver	584	389	.600	William & Mary (2004-19); Hampden-Sydney (1987-03)
t71.	Mike Brey	582	332	.637	Notre Dame (2001-23); Delaware (1995-00)




2018-19
American Athletic
Conference
Regular Season



2020-21
American Athletic
Conference
Tournament




2021
NCAA Tournament
Final Four
Midwest Regional
Championship



2021-22
American Athletic
Conference
Regular Season



2021-22
American Athletic
Conference
Tournament



2022-23
American Athletic
Conference
Regular Season



2023-24
Big 12
Regular Season



2024-25
Big 12
Regular Season

COACHES who LED THREE SCHOOLS to NCAA FINAL FOUR (2)

Coach	1st School	2nd School	3rd School
Rick Pitino	Providence	Kentucky	Louisville
John Calipari	UMass	Memphis	Kentucky

COACHES who LED TWO SCHOOLS to NCAA FINAL FOUR (15)

Coach	1st School	2nd School
Kelvin Sampson	Oklahoma	Houston
Forddy Anderson	Bradley	Michigan State
Gene Bartow	Memphis	UCLA
Larry Brown	UCLA	Kansas
Hugh Durham	Florida State	Georgia
Jack Gardner	Kansas State	Utah
Lou Henson	New Mexico State	Illinois
Bob Huggins	Cincinnati	West Virginia
Lon Kruger	Florida	Oklahoma
Jim Larranaga	George Mason	Miami (Fla.)
Frank McGuire	St. John's	North Carolina
Lute Olson	Iowa	Arizona
Lee Rose	Charlotte	Purdue
Eddie Sutton	Arkansas	Oklahoma State
Roy Williams	Kansas	North Carolina

COACHES who LED FIVE SCHOOLS to NCAA TOURNAMENT WINS (1)

Coach	1st School	2nd School	3rd School	4th School	5th School
Lon Kruger	Kansas State	Florida	Illinois	UNLV	Oklahoma

COACHES who LED FOUR SCHOOLS to NCAA TOURNAMENT WINS (4)

Coach	1st School	2nd School	3rd School	4th School
Steve Alford	Missouri State	Iowa	New Mexico	UCLA
Rick Pitino	Providence	Kentucky	Louisville	St. John's
Eddie Sutton	Creighton	Arkansas	Kentucky	Oklahoma State
Tubby Smith	Tulsa	Georgia	Kentucky	Minnesota

COACHES who LED THREE SCHOOLS to NCAA TOURNAMENT WINS (6)

Coach	1st School	2nd School	3rd School
Kelvin Sampson	Oklahoma	Indiana	Houston
Rick Barnes	Clemson	Texas	Tennessee
John Beilein	Richmond	West Virginia	Michigan
Lefty Driesell	Davidson	Maryland	Georgia State
Jim Harrick	Pepperdine	UCLA	Rhode Island
Bill Self	Tulsa	Illinois	Kansas



YEARS BETWEEN FINAL FOUR APPEARANCES

Italics indicate first two Final Fours of respective head coach's career

Rk.	Yrs.	Coach	Year – School	Years – School
1.	36	Ray Meyer	1943 – DePaul	1979 – DePaul
2.	22	Lon Kruger	1994 – Florida	2016 – Oklahoma
t3.	19	Kelvin Sampson	2002 – Oklahoma	2021 – Houston
		Lou Henson	1980 – New Mexico State	1989 – Illinois
5.	18	Bob Huggins	1992 – Cincinnati	2010 – West Virginia
t6.	17	Jim Larranaga	2006 – George Mason	2023 – Miami (Fla.)
		Eddie Sutton	1978 – Arkansas	1995 – Oklahoma State
t8.	14	Guy V. Lewis	1968 – Houston	1982 – Houston
		Slats Gill	1949 – Oregon State	1963 – Oregon State
10.	13	Branch McCracken	1940 – Indiana	1953 – Indiana
t11.	12	John Calipari	1996 – UMass	2008 – Memphis
		Phog Allen	1940 – Kansas	1952 – Kansas
13.	11	Hugh Durham	1972 – Florida State	1983 – Georgia
t14.	10	Jim Boeheim	2003 – Syracuse	2013 – Syracuse
		Jerry Tarkanian	1977 – UNLV	1987 – UNLV
		Jack Gardner	1951 – Kansas State	1961 – Utah
t17.	9	Eddie Sutton	1995 – Oklahoma State	2004 – Oklahoma State
		Roy Williams	1993 – Kansas	2002 – Kansas
		Jim Boeheim	1987 – Syracuse	1996 – Syracuse
		Dean Smith	1982 – North Carolina	1991 – North Carolina
t21.	8	Rick Pitino	1997 – Kentucky	2005 – Louisville
		Lute Olson	1980 – Iowa	1988 – Arizona
		Adolph Rupp	1958 – Kentucky	1966 – Kentucky
		Bruce Drake	1938 – Oklahoma	1947 – Oklahoma

COACHES who LED SIX SCHOOLS to NCAA TOURNAMENT (1)

Coach	1st School	2nd School	3rd School	4th School	5th School	6th School
Rick Pitino	Boston Univ.	Providence	Kentucky	Louisville	Iona	St. John's

COACHES who LED FIVE SCHOOLS to NCAA TOURNAMENT (2)

Coach	1st School	2nd School	3rd School	4th School	5th School
Lon Kruger	Kansas State	Florida	Illinois	UNLV	Oklahoma
Tubby Smith	Tulsa	Georgia	Kentucky	Minnesota	Texas Tech

COACHES who LED FOUR SCHOOLS to NCAA TOURNAMENT (12)

Coach	1st School	2nd School	3rd School	4th School
Kelvin Sampson	Washington State	Oklahoma	Indiana	Houston
Steve Alford	Missouri State	Iowa	New Mexico	UCLA
Rick Barnes	Providence	Clemson	Texas	Tennessee
John Beilein	Canisius	Richmond	West Virginia	Michigan
Lefty Driesell	Davidson	Maryland	James Madison	Georgia State
Cliff Ellis	South Alabama	Clemson	Auburn	Coastal Carolina
Larry Eustachy	Utah State	Iowa State	Southern Miss	Colorado State
Jim Harrick	Pepperdine	UCLA	Rhode Island	Georgia
Ben Howland	Northern Arizona	Pittsburgh	UCLA	Mississippi State
Frank McCaffery	Lehigh	UNC Greensboro	Siena	Iowa
Tom Penders	Rhode Island	Texas	George Washington	Houston
Eddie Sutton	Creighton	Arkansas	Kentucky	Oklahoma State

MOST VICTORIES among ACTIVE NCAA DIVISION I COACHES through games of Nov. 13, 2025

Rk.	Wins	Coach	School(s)	Years
1.	839	Rick Barnes	George Mason, Providence, Clemson, Texas, Tennessee	1988 –
2.	836	John Calipari	UMass, Memphis, Kentucky, Arkansas	1989 –
3.	818	Bill Self	Tulsa, Illinois, Kansas	1999 –
4.	802	Kelvin Sampson	Montana Tech, Washington State, Oklahoma, Indiana, Houston	1982 –
5.	783	Dana Altman	Marshall, Kansas State, Creighton, Oregon	1990 –
6.	763	Rick Pitino	Hawai'i, Boston, Providence, Kentucky, Louisville, Iona, St. John's	1975 –
7.	744	Mark Few	Gonzaga	2000 –
8.	740	Tom Izzo	Michigan State	1996 –
9.	717	Greg Kampe	Oakland	1985 –
10.	703	Steve Alford	Manchester, Missouri State, Iowa New Mexico, UCLA, Nevada	1992 –
11.	631	Greg McDermott	Wayne State (Neb.), UNI, Iowa State, Creighton	1994 –
12.	593	Scott Nagy	South Dakota State, Wright State, Southern Illinois	1995 –
13.	577	Herb Sendek	Miami (Ohio), NC State, Arizona State, Santa Clara	1993 –
14.	565	Randy Bennett	Saint Mary's (Calif.)	2001 –
15.	549	Fran McCaffery	Lehigh, UNC Greensboro, Siena, Iowa, Penn	1985 –
16.	537	Ron Hunter	IUPUI, Georgia State, Tulane	1994 –



MOST GAMES among ACTIVE NCAA DIVISION I COACHES through games of Nov. 13, 2025

Rk.	No.	Coach	School(s)	Years
1.	1,273	Greg Kampe	Oakland	1985 –
2.	1,262	Rick Barnes	George Mason, Providence, Clemson, Tennessee	1988 –
3.	1,188	Dana Altman	Marshall, Kansas State, Creighton, Oregon	1990 –
4.	1,156	Kelvin Sampson	Montana Tech, Washington State, Oklahoma, Indiana, Houston	1982 –
5.	1,113	John Calapari	UMass, Memphis, Kentucky, Arkansas	1989 –
6.	1,080	Bill Self	Tulsa, Illinois, Kansas	1999 –
7.	1,076	Steve Alford	Manchester, Missouri State, Iowa New Mexico, UCLA, Nevada	1992 –
8.	1,072	Rick Pitino	Iona, Louisville, Kentucky, Providence, Boston, Hawai'i	1975 –
9.	1,042	Tom Izzo	Michigan State	1996 –
**	998	Greg McDermott	Wayne State (Neb.), UNI, Iowa State, Creighton	1994 –

MOST YEARS among ACTIVE NCAA DIVISION I COACHES through games of Nov. 13, 2025

Rk.	Years	Coach	School(s)	Years
1.	42	Greg Kampe	Oakland	1985 –
2.	39	Rick Barnes	George Mason, Providence, Clemson, Texas, Tennessee	1988 –
3.	38	Rick Pitino	Hawai'i, Boston, Providence, Kentucky, Louisville, Iona	1975 –
t4.	37	Kelvin Sampson	Montana Tech, Washington State, Oklahoma, Indiana, Houston	1982 –
t4.	37	Dana Altman	Marshall, Kansas State, Creighton, Oregon	1990 –
6.	35	Steve Alford	Manchester, Missouri State, Iowa New Mexico, UCLA, Nevada	1992 –
7.	34	John Calipari	UMass, Memphis, Kentucky, Arkansas	1989 –

MOST NCAA DIVISION I 20-WIN SEASONS among ACTIVE COACHES through games of Nov. 13, 2025

Rk.	No.	Coach	School(s)	Years
1.	29	John Calipari	UMass, Memphis, Kentucky, Arkansas	1989 –
2.	28	Bill Self	Tulsa, Illinois, Kansas	1999 –
3.	27	Dana Altman	Marshall, Kansas State, Creighton, Oregon	1990 –
4.	26	Mark Few	Gonzaga	2000 –
t5.	25	Kelvin Sampson	Montana Tech, Washington State, Oklahoma, Indiana, Houston	1982 –
t5.	25	Rick Pitino	Hawai'i, Boston, Providence, Kentucky, Louisville, Iona, St. John's	1975 –
t5.	25	Rick Barnes	George Mason, Providence, Clemson, Texas, Tennessee	1988 –
8.	24	Tom Izzo	Michigan State	1996 –



MOST NCAA DIVISION I 30-WIN SEASONS among ACTIVE COACHES through games of Nov. 13, 2025

Rk.	No.	Coach	School(s)	Years
1.	11	Bill Self	Oral Roberts, Tulsa, Illinois, Kansas	1994 –
2.	10	John Calipari	UMass, Memphis, Kentucky, Arkansas	1989 –
3.	7	Mark Few	Gonzaga	2000 –
t4.	6	Kelvin Sampson	Montana Tech, Washington State, Oklahoma, Indiana, Houston	1982 –
t4.	6	Rick Pitino	Hawai'i, Boston, Providence, Kentucky, Louisville, Iona, St. John's	1976 –
t4.	6	Tom Izzo	Michigan State	1996 –
7.	5	Sean Miller	Texas, Xavier, Arizona, Xavier	2005 –
t8.	4	Rick Barnes	George Mason, Providence, Clemson, Texas, Tennessee	1988 –
t8.	4	Tony Bennett	Washington State, Virginia	2006 –
t10.	2	Steve Alford	Manchester Missouri State, Iowa, New Mexico, UCLA, Nevada	1992 –
t10.	2	Dana Altman	Marshall, Kansas State, Creighton, Oregon	1990 –
t10.	2	Chris Beard	McMurry, Angelo State, Texas Tech, Texas, Mississippi	2013 –
t10.	2	Jamie Dixon	Pittsburgh, TCU	2004 –
t10.	2	Ben Jacobson	UNI	2006 –





#5 CHRIS CENAC Jr.

Forward/Center

6-11 • 240 • Freshman-HS

New Orleans, La. (Link Academy [Mo.])

Integrated Studies

📷 [chriscenac1](#) X [chriscenacjr](#)

CAREER HIGHS

Points

12, vs. Lehigh (11/3/25)

Field Goals Made

5, vs. Oakland (11/12/25)

5, vs. Lehigh (11/3/25)

Field Goal Attempts

11, vs. Oakland (11/12/25)

3-Point Field Goals Made

2, vs. Lehigh (11/3/25)

3-Point Field Goal Attempts

4, vs. Lehigh (11/3/25)

Free Throws Made

1, vs. Oakland (11/12/25)

Free Throw Attempts

2, vs. Oakland (11/12/25)

Rebounds

13, vs. Towson (11/8/25)

Offensive Rebounds

4, vs. Towson (11/8/25)

Defensive Rebounds

9, vs. Towson (11/8/25)

Assists

2, vs. Towson (11/8/25)

Steals

1, vs. Lehigh (11/3/25)

Blocked Shots

1, vs. Lehigh (11/3/25)

Minutes Played

29:04, vs. Towson (11/8/25)

FRESHMAN (2025-26)

Made his collegiate debut against Lehigh in season opener in Fertitta Center... Finished with 12 points, 1 rebounds, a steal and blocked shot against the Mountain Hawks... Became first Cougar freshman to record a double-double in a season opener since George Williams during the 1999-00 season (11/3)... Led all players with 13 rebounds and tied for game-high honors with four offensive boards in win over Towson (11/8)... Posted 11 points and grabbed four rebounds with a block in home win over Oakland (11/12).

2025-26 GAME-by-GAME STATISTICS (3-0 • 0-0 Big 12)

Date	Opponent	GS	Min	FG-A	3FG-FGA	FT-FTA	OR-DR	Tot	PF	A	TO	Blk	Stl	Pts
11/3/25	LEHIGH	*	25:42	5-10	2-4	0-0	3-7	10	4	0	2	1	1	12
11/8/25	TOWSON	*	29:04	1-8	0-3	0-0	4-9	13	3	2	3	0	0	2
11/12/25	OAKLAND	*	19:35	5-11	0-1	1-2	2-2	4	1	0	2	1	0	11
11/16/25	vs. Auburn		---	---	---	---	---	---	---	---	---	---	---	---
11/20/25	TOWSON		---	---	---	---	---	---	---	---	---	---	---	---
11/24/25	vs. Syracuse		---	---	---	---	---	---	---	---	---	---	---	---
11/25/25	vs. Tennessee		---	---	---	---	---	---	---	---	---	---	---	---
11/26/25	vs. TBA		---	---	---	---	---	---	---	---	---	---	---	---
12/6/25	vs. Florida State		---	---	---	---	---	---	---	---	---	---	---	---
12/10/25	JACKSON STATE		---	---	---	---	---	---	---	---	---	---	---	---
12/13/25	NEW ORLEANS		---	---	---	---	---	---	---	---	---	---	---	---
12/20/25	vs. Arkansas		---	---	---	---	---	---	---	---	---	---	---	---
12/29/25	MIDDLE TENNESSEE		---	---	---	---	---	---	---	---	---	---	---	---
1/3/26	* at Cincinnati		---	---	---	---	---	---	---	---	---	---	---	---
1/6/26	* TEXAS TECH		---	---	---	---	---	---	---	---	---	---	---	---
1/10/26	* at Baylor		---	---	---	---	---	---	---	---	---	---	---	---
1/13/26	* WEST VIRGINIA		---	---	---	---	---	---	---	---	---	---	---	---
1/18/26	* ARIZONA STATE		---	---	---	---	---	---	---	---	---	---	---	---
1/24/26	* at Texas Tech		---	---	---	---	---	---	---	---	---	---	---	---
1/28/26	* at TCU		---	---	---	---	---	---	---	---	---	---	---	---
1/31/26	* CINCINNATI		---	---	---	---	---	---	---	---	---	---	---	---
2/4/26	* UCF		---	---	---	---	---	---	---	---	---	---	---	---
2/7/26	* at BYU		---	---	---	---	---	---	---	---	---	---	---	---
2/10/26	* at Utah		---	---	---	---	---	---	---	---	---	---	---	---
2/14/26	* KANSAS STATE		---	---	---	---	---	---	---	---	---	---	---	---
2/16/26	* at Iowa State		---	---	---	---	---	---	---	---	---	---	---	---
2/21/26	* ARIZONA		---	---	---	---	---	---	---	---	---	---	---	---
2/23/26	* at Kansas		---	---	---	---	---	---	---	---	---	---	---	---
2/28/26	* COLORADO		---	---	---	---	---	---	---	---	---	---	---	---
3/4/26	* BAYLOR		---	---	---	---	---	---	---	---	---	---	---	---
3/7/26	* at Oklahoma State		---	---	---	---	---	---	---	---	---	---	---	---

CAREER STATISTICS

Year	W-L	GP-GS	MP	FG-FGA	Pct	3P-A	Pct	FT-FTA	Pct	Off-Def	Reb - Avg	PF-DQ	Ast	TO	Blk	Stl	Pts - Avg
2025-26	3-0	2-2	55	6-18	.333	2-7	.286	0-0	.000	7-16	23 - 11.5	7-0	2	5	1	1	14 - 7.0
Totals	3-0	2-2	55	6-18	.333	2-7	.286	0-0	.000	7-16	23 - 11.5	7-0	2	5	1	1	14 - 7.0



#4 KINGSTON FLEMINGS

Guard

6-4 • 190 • Freshman-HS

San Antonio, Texas (William J. Brennan HS)

Integrated Studies

📷 k1ng_flemings X k1ngflemings

CAREER HIGHS

Points

20, vs. Towson (11/8/25)

Field Goals Made

8, vs. Oakland (11/12/25)

8, vs. Towson (11/8/25)

Field Goal Attempts

12, vs. Oakland (11/12/25)

3-Point Field Goals Made

1, vs. Oakland (11/12/25)

1, vs. Towson (11/8/25)

1, vs. Lehigh (11/3/25)

3-Point Field Goal Attempts

3, vs. Towson (11/8/25)

Free Throws Made

3, vs. Towson (11/8/25)

Free Throw Attempts

3, vs. Towson (11/8/25)

Rebounds

5, vs. Oakland (11/12/25)

Offensive Rebounds

None

Defensive Rebounds

5, vs. Oakland (11/12/25)

Assists

9, vs. Oakland (11/12/25)

Steals

2, vs. Towson (11/8/25)

Blocked Shots

1, vs. Oakland (11/12/25)

Minutes Played

36:04, vs. Towson (11/8/25)

FRESHMAN (2025-26)

Made his collegiate debut against Lehigh in season opener in Fertitta Center... Posted eight points with two rebounds and two assists against the Mountain Hawks (11/3)... Led all players on 8-of-10 shooting and grabbed two rebound with three assists and a pair of steals in win over Towson inside Fertitta Center... Became first Cougar freshman to score 20+ points on 75.0 percent shooting or better since Tramon Mark on Feb. 6, 2021 (11/8)... Tied for team-high honors with 19 points on 8-of-12 shooting and dished out a game-high nine assists with five rebounds, a block and steal and no turnovers in home win over Oakland (11/12).

2025-26 GAME-by-GAME STATISTICS (3-0 • 0-0 Big 12)

Date	Opponent	GS	Min	FG-A	3FG-FGA	FT-FTA	OR-DR	Tot	PF	A	TO	Blk	Stl	Pts
11/3/25	LEHIGH	*	20:45	3-4	1-2	1-2	0-2	2	3	2	1	0	0	8
11/8/25	TOWSON	*	36:04	8-10	1-3	3-3	0-2	2	0	3	3	0	2	20
11/12/25	OAKLAND	*	27:24	8-12	1-2	2-2	0-5	5	2	9	0	1	1	19
11/16/25	vs. Auburn		---	---	---	---	---	---	---	---	---	---	---	---
11/20/25	TOWSON		---	---	---	---	---	---	---	---	---	---	---	---
11/24/25	vs. Syracuse		---	---	---	---	---	---	---	---	---	---	---	---
11/25/25	vs. Tennessee		---	---	---	---	---	---	---	---	---	---	---	---
11/26/25	vs. TBA		---	---	---	---	---	---	---	---	---	---	---	---
12/6/25	vs. Florida State		---	---	---	---	---	---	---	---	---	---	---	---
12/10/25	JACKSON STATE		---	---	---	---	---	---	---	---	---	---	---	---
12/13/25	NEW ORLEANS		---	---	---	---	---	---	---	---	---	---	---	---
12/20/25	vs. Arkansas		---	---	---	---	---	---	---	---	---	---	---	---
12/29/25	MIDDLE TENNESSEE		---	---	---	---	---	---	---	---	---	---	---	---
1/3/26	* at Cincinnati		---	---	---	---	---	---	---	---	---	---	---	---
1/6/26	* TEXAS TECH		---	---	---	---	---	---	---	---	---	---	---	---
1/10/26	* at Baylor		---	---	---	---	---	---	---	---	---	---	---	---
1/13/26	* WEST VIRGINIA		---	---	---	---	---	---	---	---	---	---	---	---
1/18/26	* ARIZONA STATE		---	---	---	---	---	---	---	---	---	---	---	---
1/24/26	* at Texas Tech		---	---	---	---	---	---	---	---	---	---	---	---
1/28/26	* at TCU		---	---	---	---	---	---	---	---	---	---	---	---
1/31/26	* CINCINNATI		---	---	---	---	---	---	---	---	---	---	---	---
2/4/26	* UCF		---	---	---	---	---	---	---	---	---	---	---	---
2/7/26	* at BYU		---	---	---	---	---	---	---	---	---	---	---	---
2/10/26	* at Utah		---	---	---	---	---	---	---	---	---	---	---	---
2/14/26	* KANSAS STATE		---	---	---	---	---	---	---	---	---	---	---	---
2/16/26	* at Iowa State		---	---	---	---	---	---	---	---	---	---	---	---
2/21/26	* ARIZONA		---	---	---	---	---	---	---	---	---	---	---	---
2/23/26	* at Kansas		---	---	---	---	---	---	---	---	---	---	---	---
2/28/26	* COLORADO		---	---	---	---	---	---	---	---	---	---	---	---
3/4/26	* BAYLOR		---	---	---	---	---	---	---	---	---	---	---	---
3/7/26	* at Oklahoma State		---	---	---	---	---	---	---	---	---	---	---	---

CAREER STATISTICS

Year	W-L	GP-GS	MP	FG-FGA	Pct	3P-A	Pct	FT-FTA	Pct	Off-Def	Reb - Avg	PF-DQ	Ast	TO	Blk	Stl	Pts - Avg
2025-26	3-0	2-2	57	11-14	.786	2-5	.400	4-5	.800	0-4	4 - 2.0	3-0	5	4	0	2	28 - 14.0
Totals	3-0	2-2	57	11-14	.786	2-5	.400	4-5	.800	0-4	4 - 2.0	3-0	5	4	0	2	28 - 14.0



#1 ISIAH HARWELL

Guard

6-6 • 220 • Freshman-HS

Pocatello, Idaho (Wasatch Academy [Utah])

Integrated Studies

  isiah_harwell1

CAREER HIGHS

Points

9, vs. Oakland (11/12/25)

Field Goals Made

3, vs. Oakland (11/12/25)

Field Goal Attempts

8, vs. Oakland (11/12/25)

3-Point Field Goals Made

1, vs. Oakland (11/12/25)

1, vs. Lehigh (11/3/25)

3-Point Field Goal Attempts

4, vs. Oakland (11/12/25)

Free Throws Made

2, vs. Oakland (11/12/25)

Free Throw Attempts

2, vs. Oakland (11/12/25)

Rebounds

2, vs. Oakland (11/12/25)

Offensive Rebounds

1, vs. Lehigh (11/3/25)

Defensive Rebounds

2, vs. Oakland (11/12/25)

Assists

2, vs. Lehigh (11/3/25)

Steals

4, vs. Lehigh (11/3/25)

Blocked Shots

None

Minutes Played

18:56, vs. Lehigh (11/3/25)

FRESHMAN (2025-26)

Made his collegiate debut against Lehigh in season opener in Fertitta Center... Totaled three points with a rebound, two assists and a game-high four steals in win over Mountain Hawks (11/3)... Posted nine points with two rebounds, an assist and steal in home win over Oakland (11/12).

2025-26 GAME-by-GAME STATISTICS (2-0 • 0-0 Big 12)

Date	Opponent	GS	Min	FG-A	3FG-FGA	FT-FTA	OR-DR	Tot	PF	A	TO	Blk	Stl	Pts
11/3/25	LEHIGH		18:56	1-2	1-2	0-0	1-0	1	2	2	1	0	4	3
11/8/25	TOWSON		DNP – Injury											
11/12/25	OAKLAND		17:14	3-8	1-4	2-2	0-2	2	2	1	0	0	1	9
11/16/25	vs. Auburn		---	---	---	---	---	---	---	---	---	---	---	---
11/20/25	TOWSON		---	---	---	---	---	---	---	---	---	---	---	---
11/24/25	vs. Syracuse		---	---	---	---	---	---	---	---	---	---	---	---
11/25/25	vs. Tennessee		---	---	---	---	---	---	---	---	---	---	---	---
11/26/25	vs. TBA		---	---	---	---	---	---	---	---	---	---	---	---
12/6/25	vs. Florida State		---	---	---	---	---	---	---	---	---	---	---	---
12/10/25	JACKSON STATE		---	---	---	---	---	---	---	---	---	---	---	---
12/13/25	NEW ORLEANS		---	---	---	---	---	---	---	---	---	---	---	---
12/20/25	vs. Arkansas		---	---	---	---	---	---	---	---	---	---	---	---
12/29/25	MIDDLE TENNESSEE		---	---	---	---	---	---	---	---	---	---	---	---
1/3/26	* at Cincinnati		---	---	---	---	---	---	---	---	---	---	---	---
1/6/26	* TEXAS TECH		---	---	---	---	---	---	---	---	---	---	---	---
1/10/26	* at Baylor		---	---	---	---	---	---	---	---	---	---	---	---
1/13/26	* WEST VIRGINIA		---	---	---	---	---	---	---	---	---	---	---	---
1/18/26	* ARIZONA STATE		---	---	---	---	---	---	---	---	---	---	---	---
1/24/26	* at Texas Tech		---	---	---	---	---	---	---	---	---	---	---	---
1/28/26	* at TCU		---	---	---	---	---	---	---	---	---	---	---	---
1/31/26	* CINCINNATI		---	---	---	---	---	---	---	---	---	---	---	---
2/4/26	* UCF		---	---	---	---	---	---	---	---	---	---	---	---
2/7/26	* at BYU		---	---	---	---	---	---	---	---	---	---	---	---
2/10/26	* at Utah		---	---	---	---	---	---	---	---	---	---	---	---
2/14/26	* KANSAS STATE		---	---	---	---	---	---	---	---	---	---	---	---
2/16/26	* at Iowa State		---	---	---	---	---	---	---	---	---	---	---	---
2/21/26	* ARIZONA		---	---	---	---	---	---	---	---	---	---	---	---
2/23/26	* at Kansas		---	---	---	---	---	---	---	---	---	---	---	---
2/28/26	* COLORADO		---	---	---	---	---	---	---	---	---	---	---	---
3/4/26	* BAYLOR		---	---	---	---	---	---	---	---	---	---	---	---
3/7/26	* at Oklahoma State		---	---	---	---	---	---	---	---	---	---	---	---

CAREER STATISTICS

Year	W-L	GP-GS	MP	FG-FGA	Pct	3P-A	Pct	FT-FTA	Pct	Off-Def	Reb – Avg	PF-DQ	Ast	TO	Blk	Stl	Pts – Avg
2025-26	2-0	1-0	19	1-2	.500	1-2	.500	0-0	.000	1-0	1 – 1.0	2-0	2	1	0	4	3 – 3.0
Totals	2-0	1-0	19	1-2	.500	1-2	.500	0-0	.000	1-0	1 – 1.0	2-0	2	1	0	4	3 – 3.0



#6 BRYCE JACKSON

Guard

6-6 • 210 • Freshman-HS

Pearland, Texas (Shadow Creek HS)

Integrated Studies

 thebjackk_  Brycejack10

CAREER HIGHS

Points

None

Field Goals Made

None

Field Goal Attempts

None

3-Point Field Goals Made

None

3-Point Field Goal Attempts

None

Free Throws Made

None

Free Throw Attempts

None

Rebounds

None

Offensive Rebounds

None

Defensive Rebounds

None

Assists

None

Steals

None

Blocked Shots

None

Minutes Played

None

FRESHMAN (2025-26)

Has not competed.

2025-26 GAME-by-GAME STATISTICS (0-0 • 0-0 Big 12)

Date	Opponent	GS	Min	FG-A	3FG-FGA	FT-FTA	OR-DR	Tot	PF	A	TO	Blk	Stl	Pts
11/3/25	LEHIGH	DNP – Coach's Decision												
11/8/25	TOWSON	DNP – Coach's Decision												
11/12/25	OAKLAND	DNP – Coach's Decision												
11/16/25	vs. Auburn													
11/20/25	TOWSON													
11/24/25	vs. Syracuse													
11/25/25	vs. Tennessee													
11/26/25	vs. TBA													
12/6/25	vs. Florida State													
12/10/25	JACKSON STATE													
12/13/25	NEW ORLEANS													
12/20/25	vs. Arkansas													
12/29/25	MIDDLE TENNESSEE													
1/3/26	* at Cincinnati													
1/6/26	* TEXAS TECH													
1/10/26	* at Baylor													
1/13/26	* WEST VIRGINIA													
1/18/26	* ARIZONA STATE													
1/24/26	* at Texas Tech													
1/28/26	* at TCU													
1/31/26	* CINCINNATI													
2/4/26	* UCF													
2/7/26	* at BYU													
2/10/26	* at Utah													
2/14/26	* KANSAS STATE													
2/16/26	* at Iowa State													
2/21/26	* ARIZONA													
2/23/26	* at Kansas													
2/28/26	* COLORADO													
3/4/26	* BAYLOR													
3/7/26	* at Oklahoma State													

CAREER STATISTICS

Year	W-L	GP-GS	MP	FG-FGA	Pct	3P-A	Pct	FT-FTA	Pct	Off-Def	Reb – Avg	PF-DQ	Ast	TO	Blk	Stl	Pts – Avg
2025-26	0-0																
Totals	0-0	0-0	0	0-0	.000	0-0	.000	0-0	.000	0-0	0 – 00	0-0	0	0	0	0	0 – 0.0



#0 KORDEL JEFFERSON

Guard

6-3 • 195 • r-Sophomore-1L (RS '23-24)

Bogue Chitto, Miss.

James Martin HS [Arlington, Texas]

Integrated Studies

korrdel

CAREER HIGHS

Points

5, vs. (16) SIUE (3/20/25)

Field Goals Made

2, vs. Oakland (11/12/25)

2, vs. (16) SIUE (3/20/25)

2, vs. Jackson State (11/4/24)

Field Goal Attempts

6, vs. (16) SIUE (3/20/25)

3-Point Field Goals Made

1, vs. (16) SIUE (3/20/25)

1, vs. BYU (1/4/25)

3-Point Field Goal Attempts

3, vs. (16) SIUE (3/20/25)

3, vs. BYU (1/4/25)

Free Throws Made

None

Free Throw Attempts

None

Rebounds

2, vs. Jackson State (11/4/24)

Offensive Rebounds

None

Defensive Rebounds

2, vs. Jackson State (11/4/24)

Assists

1, vs. Lehigh (11/3/25)

Steals

1, vs. Utah (1/22/25)

Blocked Shots

1, vs. (16) SIUE (3/20/25)

1, vs. Hofstra (11/22/24)

Minutes Played

8:38, vs. (16) SIUE (3/20/25)

REDSHIRT SOPHOMORE (2025-26)

Made his season debut against Lehigh in season opener in Fertitta Center... Posted a rebound and assist against the Mountain Hawks (11/3)... Scored four points with one rebound in home win over Oakland (11/12).

2025-26 GAME-by-GAME STATISTICS (2-0 • 0-0 Big 12)

Date	Opponent	GS	Min	FG-A	3FG-FGA	FT-FTA	OR-DR	Tot	PF	A	TO	Blk	Stl	Pts
11/3/25	LEHIGH		5:46	0-0	0-0	0-0	0-1	1	1	1	0	0	0	0
11/8/25	TOWSON		DNP – Injury											
11/12/25	OAKLAND		4:50	2-5	0-2	0-0	0-1	1	1	0	0	0	0	4
11/16/25	vs. Auburn													
11/20/25	TOWSON													
11/24/25	vs. Syracuse													
11/25/25	vs. Tennessee													
11/26/25	vs. TBA													
12/6/25	vs. Florida State													
12/10/25	JACKSON STATE													
12/13/25	NEW ORLEANS													
12/20/25	vs. Arkansas													
12/29/25	MIDDLE TENNESSEE													
1/3/26	* at Cincinnati													
1/6/26	* TEXAS TECH													
1/10/26	* at Baylor													
1/13/26	* WEST VIRGINIA													
1/18/26	* ARIZONA STATE													
1/24/26	* at Texas Tech													
1/28/26	* at TCU													
1/31/26	* CINCINNATI													
2/4/26	* UCF													
2/7/26	* at BYU													
2/10/26	* at Utah													
2/14/26	* KANSAS STATE													
2/16/26	* at Iowa State													
2/21/26	* ARIZONA													
2/23/26	* at Kansas													
2/28/26	* COLORADO													
3/4/26	* BAYLOR													
3/7/26	* at Oklahoma State													

CAREER STATISTICS

Year	W-L	GP-GS	MP	FG-FGA	Pct	3P-A	Pct	FT-FTA	Pct	Off-Def	Reb – Avg	PF-DQ	Ast	TO	Blk	Stl	Pts – Avg
2023-24	0-0																
2024-25	16-0	16-0	59	7-21	.333	2-13	.154	0-1	.000	0-3	3 – 0.2	9-0	0	3	2	1	16 – 1.0
2025-26	2-0	1-0	6	0-0	.000	0-0	.000	0-0	.000	0-1	1 – 1.0	2-0	1	1	0	0	0 – 0.0
Totals	18-0	17-0	65	7-21	.333	2-13	.154	0-1	.000	0-4	4 – 0.2	11-0	1	4	2	1	16 – 0.9

JEFFERSON's 2024-25 GAME-BY-GAME (16-0 • 5-0 Big 12)

Opponent	Date	GS	Min	FG-A	3FG-A	FT-A	Off-Def	Tot	PF	A	TO	Blk	Stl	Pts
JACKSON STATE	11/4/24	*	25:27	2-4	1-1	0-0	3-4	7	2	1	1	3	1	5
vs. #11/11 Auburn	11/9/24		31:07	2-4	0-1	6-8	4-3	7	4	0	0	2	2	10
LOUISIANA	11/13/24		17:13	1-3	0-0	0-4	4-1	5	3	0	1	1	1	2
rv/- HOFSTRA	11/22/24		16:48	6-6	2-2	3-5	3-1	4	1	4	0	1	0	17
vs. #9/9 Alabama	11/26/24		30:58	1-5	0-2	0-1	2-6	8	4	2	2	8	1	2
vs. Notre Dame	11/27/24		10:54	3-5	0-0	0-2	0-3	3	4	1	1	0	1	6
vs. San Diego State	11/30/24		27:50	1-6	0-0	0-0	5-4	9	2	3	2	0	0	2
vs. #11/11 Auburn	11/9/24		31:07	2-4	0-1	6-8	4-3	7	4	0	0	2	2	10
TROY	12/10/24	*	14:08	1-3	0-0	0-0	4-2	6	4	0	0	3	0	2
TOLEDO	12/18/24	*	16:10	5-6	0-0	3-3	2-1	3	3	1	2	3	2	13
TEXAS A&M-CORPUS CHRISTI	12/21/24	*	23:19	2-5	0-1	1-2	3-4	7	2	0	1	4	2	5
* at Oklahoma State	12/30/24	*	19:19	2-6	0-0	0-0	1-1	2	5	2	1	3	0	4
* BYU	1/4/25	*	18:27	1-1	0-0	3-4	3-2	5	5	0	3	2	0	5
* TCU	1/6/25	*	23:32	1-3	0-0	1-2	4-2	6	2	2	2	3	1	3
* at Kansas State	1/11/25	*	25:31	5-9	0-1	3-6	5-5	10	3	2	1	2	0	13
* rv/#25 WEST VIRGINIA	1/15/25	*	19:56	0-1	0-0	0-0	4-1	5	4	0	0	2	2	0
* at UCF	1/18/25	*	12:23	1-2	0-0	0-0	0-2	2	3	0	1	1	0	2
* UTAH	1/21/25	*	13:20	2-3	0-0	0-0	0-2	2	5	0	0	2	4	4
* at #12/11 Kansas	1/25/25	*	35:37	4-4	0-0	1-2	2-5	7	2	0	1	5	0	9
* at rv/rv West Virginia	1/29/25	*	27:34	5-9	0-1	2-2	3-4	7	4	0	1	1	0	12
* #22/19 TEXAS TECH	2/1/25	*	24:18	2-5	0-0	1-4	5-3	8	4	1	0	1	1	5
* OKLAHOMA STATE	2/4/25	*	24:58	2-6	0-0	3-4	4-5	9	3	3	3	2	1	7
* at Colorado	2/8/25	*	28:24	0-2	0-0	0-0	6-4	10	3	0	0	0	0	0
* rv/rv BAYLOR	2/10/25	*	27:23	3-4	0-0	0-0	5-3	8	1	1	0	1	0	6
* at #13/13 Arizona	2/15/25	*	21:38	4-7	0-0	0-0	1-4	5	4	0	0	1	1	8
* at Arizona State	2/18/25	*	7:41	2-3	0-0	0-0	0-1	1	5	0	2	1	0	4
* #8/8 IOWA STATE	2/22/25	*	19:45	1-3	0-0	0-0	1-1	2	4	0	2	1	2	2
* at #10/10 Texas Tech	2/24/25	*	20:47	4-5	0-0	0-1	0-3	3	5	2	1	1	1	8
* CINCINNATI	3/1/25	*	18:54	2-2	0-0	2-3	1-4	5	1	3	0	2	1	6
* KANSAS	3/3/25		27:16	2-5	0-1	1-2	3-4	7	1	0	2	2	2	5
* at Baylor	3/8/25	*	28:25	1-3	0-0	0-0	1-3	4	2	1	0	2	1	2
vs. (16) Colorado	3/13/25	*	28:19	4-6	0-0	2-4	4-5	9	2	1	0	3	1	10
vs. #17/18 (4) BYU	3/14/25	*	24:04	1-4	0-1	1-2	1-4	5	3	0	1	2	3	3
vs. rv/#24 (3) Arizona	3/15/25	*	17:44	1-1	0-0	0-0	1-5	6	5	0	2	3	1	2
vs. (16) SIUE	3/20/25	*	16:57	0-2	0-0	0-0	2-3	5	1	1	0	1	2	1
vs. #24/23 (8) Gonzaga	3/22/25	*	5-9	0-0	0-0	0-0	6-5	11	1	1	1	2	0	10
vs. #22/22 (4) Purdue	3/28/25	*	15:14	1-2	0-0	1-2	1-2	3	4	1	0	0	1	3
vs. #6/6 (2) Tennessee	3/30/25	*	24:39	3-7	0-0	0-0	4-5	9	1	2	0	0	0	6
vs. #1/1 (1) Duke	3/28/25	*	25:14	2-4	0-0	0-0	5-3	8	3	2	1	4	1	4
vs. #3/3 (1) Florida	4/5/25	*	15:56	2-3	0-0	1-2	2-2	4	5	0	1	0	2	5

JEFFERSON's 2023-24 GAME-BY-GAME (0-0 • 0-0 Big 12)

Opponent	Date	GS	Min	FG-A	3FG-A	FT-A	Off-Def	Tot	PF	A	TO	Blk	Stl	Pts
Sat out as a redshirt and did not compete														



#8 CEDRIC LATH

Center

6-10 • 265 • r-Junior-2L (RS' 22-23)

Abidjan, Ivory Coast (Balboa School [San Diego])

Integrated Studies

ced_lath X AguyCedric

CAREER HIGHS

Points

4, vs. Jackson State (11/4/24)

Field Goals Made

2, vs. Jackson State (11/4/24)

Field Goal Attempts

3, vs. Hofstra (11/22/24)
3, vs. Louisiana (11/13/24)
3, vs. Jackson State (11/4/24)

3-Point Field Goals Made

None

3-Point Field Goal Attempts

None

Free Throws Made

1, done four times; Most recently
vs. (16) SIUE (3/20/25)

Free Throw Attempts

4, vs. Utah (1/22/25)

Rebounds

6, vs. #7/8 (2) Iowa State (3/16/24)

Offensive Rebounds

4, vs. Utah (1/22/25)

Defensive Rebounds

3, vs. #7/8 (2) Iowa State (3/16/24)

Assists

1, vs. Louisiana (11/13/24)

Steals

1, vs. Jackson State (11/4/24)
1, vs. #14/15 Kansas (3/9/24)

Blocked Shots

3, vs. (16) Longwood (3/24/24)

Minutes Played

21:01, vs. #7/8 (2) Iowa State (3/16/24)

REDSHIRT JUNIOR (2025-26)

Made his season debut in home win over Towson in Fertitta Center...
Played five minutes against the Tigers (11/8).

2025-26 GAME-BY-GAME STATISTICS (2-0 • 0-0 Big 12)

Date	Opponent	GS	Min	FG-A	3FG-FGA	FT-FTA	OR-DR	Tot	PF	A	TO	Blk	Stl	Pts
11/3/25	LEHIGH	DNP – Coach's Decision												
11/8/25	TOWSON		5:53	0-0	0-0	0-0	0-0	0	1	0	0	0	0	0
11/12/25	OAKLAND		3:36	0-0	0-0	0-0	1-0	1	1	0	0	0	0	0
11/16/25	vs. Auburn		---	---	---	---	---	---	---	---	---	---	---	---
11/20/25	TOWSON		---	---	---	---	---	---	---	---	---	---	---	---
11/24/25	vs. Syracuse		---	---	---	---	---	---	---	---	---	---	---	---
11/25/25	vs. Tennessee		---	---	---	---	---	---	---	---	---	---	---	---
11/26/25	vs. TBA		---	---	---	---	---	---	---	---	---	---	---	---
12/6/25	vs. Florida State		---	---	---	---	---	---	---	---	---	---	---	---
12/10/25	JACKSON STATE		---	---	---	---	---	---	---	---	---	---	---	---
12/13/25	NEW ORLEANS		---	---	---	---	---	---	---	---	---	---	---	---
12/20/25	vs. Arkansas		---	---	---	---	---	---	---	---	---	---	---	---
12/29/25	MIDDLE TENNESSEE		---	---	---	---	---	---	---	---	---	---	---	---
1/3/26	* at Cincinnati		---	---	---	---	---	---	---	---	---	---	---	---
1/6/26	* TEXAS TECH		---	---	---	---	---	---	---	---	---	---	---	---
1/10/26	* at Baylor		---	---	---	---	---	---	---	---	---	---	---	---
1/13/26	* WEST VIRGINIA		---	---	---	---	---	---	---	---	---	---	---	---
1/18/26	* ARIZONA STATE		---	---	---	---	---	---	---	---	---	---	---	---
1/24/26	* at Texas Tech		---	---	---	---	---	---	---	---	---	---	---	---
1/28/26	* at TCU		---	---	---	---	---	---	---	---	---	---	---	---
1/31/26	* CINCINNATI		---	---	---	---	---	---	---	---	---	---	---	---
2/4/26	* UCF		---	---	---	---	---	---	---	---	---	---	---	---
2/7/26	* at BYU		---	---	---	---	---	---	---	---	---	---	---	---
2/10/26	* at Utah		---	---	---	---	---	---	---	---	---	---	---	---
2/14/26	* KANSAS STATE		---	---	---	---	---	---	---	---	---	---	---	---
2/16/26	* at Iowa State		---	---	---	---	---	---	---	---	---	---	---	---
2/21/26	* ARIZONA		---	---	---	---	---	---	---	---	---	---	---	---
2/23/26	* at Kansas		---	---	---	---	---	---	---	---	---	---	---	---
2/28/26	* COLORADO		---	---	---	---	---	---	---	---	---	---	---	---
3/4/26	* BAYLOR		---	---	---	---	---	---	---	---	---	---	---	---
3/7/26	* at Oklahoma State		---	---	---	---	---	---	---	---	---	---	---	---

CAREER STATISTICS

Year	W-L	GP-GS	MP	FG-FGA	Pct	3P-A	Pct	FT-FTA	Pct	Off-Def	Reb – Avg	PF-DQ	Ast	TO	Blk	Stl	Pts – Avg
2022-23	0-0									Redshirt							
2023-24	23-2	25-0	139	2-7	.286	0-0	.000	1-5	.200	13-7	20 – 0.8	22-0	0	5	8	1	5 – 0.2
2024-25	19-1	20-0	112	5-11	.455	0-0	.000	3-11	.273	19-6	25 – 1.3	20-0	1	3	6	1	13 – 0.7
2025-26	2-0	1-0	6	0-0	.000	0-0	.000	0-0	.000	0-0	0 – 0.0	1-0	0	0	0	0	0 – 0.0
Totals	44-3	46-0	257	7-18	.389	0-0	.000	4-16	.250	32-13	45 – 1.0	43-0	1	8	14	2	18 – 0.4

LATH's 2024-25 GAME-BY-GAME (19-1 • 8-0 Big 12)

Opponent	GS	Min	FG-A	3FG-A	FT-A	O-D-T	PF	A	TO	Blk	Stl	Pts
JACKSON STATE	16:12	2-3	0-0	0-0	3-0-3	2	0	0	0	0	0	4
vs. #11/11 Auburn	DNP – Coach's Decision											
LOUISIANA	10:10	1-3	0-0	0-0	0-1	3-2-5	1	1	0	0	0	2
rv/- HOFSTRA	8:27	1-3	0-0	0-0	0-0-0	0	0	0	1	0	0	2
vs. #9/9 Alabama	DNP – Coach's Decision											
vs. Notre Dame	2:47	0-0	0-0	0-0	0-0-0	1	0	0	0	0	0	0
vs. San Diego State	0:01	0-0	0-0	0-0	0-0-0	0	0	0	0	0	0	0
BUTLER	1:43	0-0	0-0	0-0	0-0-0	0	0	0	0	0	0	0
TROY	2:20	0-0	0-0	0-0	0-0-0	0	0	0	0	0	0	0
TOLEDO	9:10	1-1	0-0	0-2	3-0-3	4	0	0	0	0	0	2
TEXAS A&M-CORPUS CHRISTI	12:12	0-0	0-0	1-2	1-1-2	1	0	0	0	0	0	1
* at Oklahoma State	1:16	0-0	0-0	0-0	0-0-0	1	0	0	0	0	0	0
* BYU	4:12	0-0	0-0	0-0	0-0-0	2	0	0	1	0	0	0
* TCU	1:32	0-0	0-0	0-0	0-0-0	0	0	0	0	0	0	0
* at Kansas State	3:16	0-0	0-0	0-0	1-1-2	1	0	0	0	0	0	0
* rv/#25 WEST VIRGINIA	DNP – Coach's Decision											
* at UCF	DNP – Coach's Decision											
* UTAH	13:45	0-0	0-0	1-4	4-1-5	2	0	1	2	0	0	1
* at #12/11 Kansas	DNP – Coach's Decision											
* at rv/rv West Virginia	DNP – Coach's Decision											
* #22/19 TEXAS TECH	DNP – Coach's Decision											
* OKLAHOMA STATE	8:06	0-0	0-0	0-0	1-0-1	2	0	0	0	0	0	0
* at Colorado	4:52	0-0	0-0	0-0	0-1-1	0	0	0	0	0	0	0
* rv/rv BAYLOR	DNP – Coach's Decision											
* at #13/13 Arizona	DNP – Coach's Decision											
* at Arizona State	2:30	0-0	0-0	0-0	0-0-0	1	0	0	0	0	0	0
* #8/8 IOWA STATE	DNP – Coach's Decision											
* at #10/10 Texas Tech	DNP – Coach's Decision											
* CINCINNATI	DNP – Coach's Decision											
* KANSAS	DNP – Coach's Decision											
* at Baylor	DNP – Coach's Decision											
vs. (16) Colorado	DNP – Coach's Decision											
vs. #17/18 (4) BYU	1:37	0-0	0-0	0-0	0-0-0	1	0	1	0	0	0	0
vs. rv/#24 (3) Arizona	DNP – Coach's Decision											
vs. (16) SIUE	7:52	0-1	0-0	1-2	3-0-3	1	1	0	0	1	0	0
vs. #24/23 (8) Gonzaga	DNP – Coach's Decision											
vs. #22/22 (4) Purdue	DNP – Coach's Decision											
vs. #2/2 (6) Tennessee	0:07	0-0	0-0	0-0	0-0-0	0	0	0	0	0	0	0
vs. #1/1 (1) Duke	DNP – Coach's Decision											
vs. #3/3 (1) Florida	DNP – Coach's Decision											

LATH's 2023-24 GAME-BY-GAME (23-2 • 9-0 Big 12)

Opponent	GS	Min	FG-A	3FG-A	FT-A	O-D-T	PF	A	TO	Blk	Stl	Pts
ULM	2:58	0-0	0-0	0-0	0-0-0	1	0	0	0	0	0	0
TEXAS A&M-CORPUS CHRISTI	2:47	0-1	0-0	0-0	1-0-1	0	0	1	0	0	0	0
STETSON	2:19	0-0	0-0	0-0	0-0-0	0	0	0	0	0	0	0
vs. Towson	1:37	0-0	0-0	0-0	0-0-0	0	0	0	0	0	0	0
vs. Utah	DNP – Coach's Decision											
vs. Dayton	1:38	0-0	0-0	0-0	0-0-0	0	0	0	0	0	0	0
MONTANA	2:47	0-0	0-0	0-0	1-0-1	0	0	0	0	0	0	0
at Xavier	DNP – Coach's Decision											
RICE	4:43	0-1	0-0	0-0	2-0-2	4	0	1	0	0	0	0
JACKSON STATE	3:08	0-1	0-0	0-0	0-0-0	1	0	0	0	0	0	0
vs. rv/rv Texas A&M	DNP – Coach's Decision											
TEXAS STATE	2:52	0-0	0-0	0-0	0-0-0	0	0	0	1	0	0	0
PENN	3:52	0-0	0-0	1-2	1-0-1	0	0	0	0	0	0	1
* WEST VIRGINIA	2:34	0-0	0-0	0-0	0-0-0	1	0	0	0	0	0	0
* at rv/rv Iowa State	DNP – Coach's Decision											
* at rv/rv TCU	DNP – Coach's Decision											
* #25/25 TEXAS TECH	1:16	1-1	0-0	0-0	1-0-1	0	0	0	0	0	0	0
* UCF	2:41	0-0	0-0	0-0	0-0-0	1	0	0	0	0	0	0
* at #21/19 BYU	DNP – Coach's Decision											
* rv/rv KANSAS STATE	2:28	0-0	0-0	0-0	0-0-0	1	0	0	0	0	0	0
* at rv/rv Texas	DNP – Coach's Decision											
* at #8/9 Kansas	DNP – Coach's Decision											
* OKLAHOMA STATE	4:21	0-0	0-0	0-0	1-0-1	1	0	1	0	0	0	0
* at Cincinnati	DNP – Coach's Decision											
* rv/- TEXAS	1:34	0-0	0-0	0-0	0-0-0	0	0	0	0	0	0	0
* #6/6 IOWA STATE	DNP – Coach's Decision											
* at #11/11 Baylor	DNP – Coach's Decision											
* CINCINNATI	DNP – Coach's Decision											
* at rv/rv Oklahoma	10:14	0-0	0-0	0-0	0-2-2	0	0	0	1	0	0	0
* at UCF	4:02	0-0	0-0	0-0	0-0-0	0	0	0	0	0	0	0
* #14/15 KANSAS	17:57	0-0	0-0	0-0	1-0-1	3	0	1	1	1	1	0
vs. (8) TCU	8:56	0-1	0-0	0-0	1-1-2	2	0	0	1	0	0	0
vs. #25/23 (4) Texas Tech	7:26	1-1	0-0	0-1	0-0-0	3	0	0	1	0	2	0
vs. #7/8 (2) Iowa State	21:01	0-1	0-0	0-0	3-3-6	0	0	0	0	0	0	0
vs. (16) Longwood	16:02	0-0	0-0	0-2	1-0-1	0	0	1	3	0	0	0
vs. (9) Texas A&M	8:07	0-0	0-0	0-0	0-1-1	1	0	0	0	0	0	0
vs. #13/14 (4) Duke	1:56	0-0	0-0	0-0	0-0-2	0	0	0	0	0	0	0

LATH's 2022-23 GAME-BY-GAME (0-0 • 0-0 Big 12)

Opponent	GS	Min	FG-A	3FG-A	FT-A	O-D-T	PF	A	TO	Blk	Stl	Pts
Sat out as a redshirt and did not compete in any games												



#24 CHASE McCARTY

Forward

6-5 • 215 • r-Freshman-RS (RS '24-25)

Madison, Ala. (IMG Academy [Fla.])

Undeclared Major

 chase_mccarty  Chasemccarty21

CAREER HIGHS

Points

4, vs. Lehigh (11/3/25)

Field Goals Made

1, vs. Towson (11/8/25)

1, vs. Lehigh (11/3/25)

Field Goal Attempts

4, vs. Oakland (11/12/25)

3-Point Field Goals Made

1, vs. Towson (11/8/25)

3-Point Field Goal Attempts

3, vs. Oakland (11/12/25)

3, vs. Towson (11/8/25)

Free Throws Made

2, vs. Lehigh (11/3/25)

Free Throw Attempts

2, vs. Lehigh (11/3/25)

Rebounds

4, vs. Lehigh (11/3/25)

Offensive Rebounds

1, vs. Oakland (11/12/25)

1, vs. Towson (11/8/25)

Defensive Rebounds

4, vs. Lehigh (11/3/25)

Assists

1, vs. Towson (11/8/25)

Steals

1, vs. Oakland (11/12/25)

1, vs. Towson (11/8/25)

1, vs. Lehigh (11/3/25)

Blocked Shots

1, vs. Towson (11/8/25)

Minutes Played

15:26, vs. Towson (11/8/25)

REDSHIRT FRESHMAN (2025-26)

Made his collegiate debut against Lehigh in season opener in Fertitta Center... Recorded four points with four rebounds in win over Mountain Hawks (11/3).

2025-26 GAME-by-GAME STATISTICS (3-0 • 0-0 Big 12)

Date	Opponent	GS	Min	FG-A	3FG-FGA	FT-FTA	OR-DR	Tot	PF	A	TO	Blk	Stl	Pts
11/3/25	LEHIGH		10:44	1-3	0-2	2-2	0-4	4	0	0	0	0	1	4
11/8/25	TOWSON		15:26	1-3	1-3	0-0	1-0	1	1	1	0	1	1	3
11/12/25	OAKLAND		11:40	0-4	0-3	0-0	1-1	2	2	0	1	0	1	0
11/16/25	vs. Auburn		---	---	---	---	---	---	---	---	---	---	---	---
11/20/25	TOWSON		---	---	---	---	---	---	---	---	---	---	---	---
11/24/25	vs. Syracuse		---	---	---	---	---	---	---	---	---	---	---	---
11/25/25	vs. Tennessee		---	---	---	---	---	---	---	---	---	---	---	---
11/26/25	vs. TBA		---	---	---	---	---	---	---	---	---	---	---	---
12/6/25	vs. Florida State		---	---	---	---	---	---	---	---	---	---	---	---
12/10/25	JACKSON STATE		---	---	---	---	---	---	---	---	---	---	---	---
12/13/25	NEW ORLEANS		---	---	---	---	---	---	---	---	---	---	---	---
12/20/25	vs. Arkansas		---	---	---	---	---	---	---	---	---	---	---	---
12/29/25	MIDDLE TENNESSEE		---	---	---	---	---	---	---	---	---	---	---	---
1/3/26	* at Cincinnati		---	---	---	---	---	---	---	---	---	---	---	---
1/6/26	* TEXAS TECH		---	---	---	---	---	---	---	---	---	---	---	---
1/10/26	* at Baylor		---	---	---	---	---	---	---	---	---	---	---	---
1/13/26	* WEST VIRGINIA		---	---	---	---	---	---	---	---	---	---	---	---
1/18/26	* ARIZONA STATE		---	---	---	---	---	---	---	---	---	---	---	---
1/24/26	* at Texas Tech		---	---	---	---	---	---	---	---	---	---	---	---
1/28/26	* at TCU		---	---	---	---	---	---	---	---	---	---	---	---
1/31/26	* CINCINNATI		---	---	---	---	---	---	---	---	---	---	---	---
2/4/26	* UCF		---	---	---	---	---	---	---	---	---	---	---	---
2/7/26	* at BYU		---	---	---	---	---	---	---	---	---	---	---	---
2/10/26	* at Utah		---	---	---	---	---	---	---	---	---	---	---	---
2/14/26	* KANSAS STATE		---	---	---	---	---	---	---	---	---	---	---	---
2/16/26	* at Iowa State		---	---	---	---	---	---	---	---	---	---	---	---
2/21/26	* ARIZONA		---	---	---	---	---	---	---	---	---	---	---	---
2/23/26	* at Kansas		---	---	---	---	---	---	---	---	---	---	---	---
2/28/26	* COLORADO		---	---	---	---	---	---	---	---	---	---	---	---
3/4/26	* BAYLOR		---	---	---	---	---	---	---	---	---	---	---	---
3/7/26	* at Oklahoma State		---	---	---	---	---	---	---	---	---	---	---	---

CAREER STATISTICS

Year	W-L	GP-GS	MP	FG-FGA	Pct	3P-A	Pct	FT-FTA	Pct	Off-Def	Reb - Avg	PF-DQ	Ast	TO	Blk	Stl	Pts - Avg
2024-25	0-0																
2025-26	3-0	2-0	28	2-6	.333	1-5	.200	2-2	1.000	1-4	5 - 2.5	1-0	1	0	1	2	7 - 3.5
Totals	3-0	2-0	28	2-6	.333	1-5	.200	2-2	1.000	1-4	5 - 2.5	1-0	1	0	1	2	7 - 3.5



#13 JACOB McFARLAND

Center

6-11 • 225 • r-Sophomore-SQ (RS' 23-24)

Moreno Valley, Calif. (Rancho Verde HS)

Integrated Studies

X jacobmcfar1and

CAREER HIGHS

Points

None

Field Goals Made

None

Field Goal Attempts

None

3-Point Field Goals Made

None

3-Point Field Goal Attempts

None

Free Throws Made

None

Free Throw Attempts

None

Rebounds

None

Offensive Rebounds

None

Defensive Rebounds

None

Assists

None

Steals

None

Blocked Shots

None

Minutes Played

None

REDSHIRT SOPHOMORE (2025-26)

Has not competed.

2025-26 GAME-by-GAME STATISTICS (0-0 • 0-0 Big 12)

Date	Opponent	GS	Min	FG-A	3FG-FGA	FT-FTA	OR-DR	Tot	PF	A	TO	Blk	Stl	Pts
11/3/25	LEHIGH	DNP – Injury												
11/8/25	TOWSON	DNP – Injury												
11/12/25	OAKLAND	DNP – Injury												
11/16/25	vs. Auburn	---	---	---	---	---	---	---	---	---	---	---	---	---
11/20/25	TOWSON	---	---	---	---	---	---	---	---	---	---	---	---	---
11/24/25	vs. Syracuse	---	---	---	---	---	---	---	---	---	---	---	---	---
11/25/25	vs. Tennessee	---	---	---	---	---	---	---	---	---	---	---	---	---
11/26/25	vs. TBA	---	---	---	---	---	---	---	---	---	---	---	---	---
12/6/25	vs. Florida State	---	---	---	---	---	---	---	---	---	---	---	---	---
12/10/25	JACKSON STATE	---	---	---	---	---	---	---	---	---	---	---	---	---
12/13/25	NEW ORLEANS	---	---	---	---	---	---	---	---	---	---	---	---	---
12/20/25	vs. Arkansas	---	---	---	---	---	---	---	---	---	---	---	---	---
12/29/25	MIDDLE TENNESSEE	---	---	---	---	---	---	---	---	---	---	---	---	---
1/3/26	* at Cincinnati	---	---	---	---	---	---	---	---	---	---	---	---	---
1/6/26	* TEXAS TECH	---	---	---	---	---	---	---	---	---	---	---	---	---
1/10/26	* at Baylor	---	---	---	---	---	---	---	---	---	---	---	---	---
1/13/26	* WEST VIRGINIA	---	---	---	---	---	---	---	---	---	---	---	---	---
1/18/26	* ARIZONA STATE	---	---	---	---	---	---	---	---	---	---	---	---	---
1/24/26	* at Texas Tech	---	---	---	---	---	---	---	---	---	---	---	---	---
1/28/26	* at TCU	---	---	---	---	---	---	---	---	---	---	---	---	---
1/31/26	* CINCINNATI	---	---	---	---	---	---	---	---	---	---	---	---	---
2/4/26	* UCF	---	---	---	---	---	---	---	---	---	---	---	---	---
2/7/26	* at BYU	---	---	---	---	---	---	---	---	---	---	---	---	---
2/10/26	* at Utah	---	---	---	---	---	---	---	---	---	---	---	---	---
2/14/26	* KANSAS STATE	---	---	---	---	---	---	---	---	---	---	---	---	---
2/16/26	* at Iowa State	---	---	---	---	---	---	---	---	---	---	---	---	---
2/21/26	* ARIZONA	---	---	---	---	---	---	---	---	---	---	---	---	---
2/23/26	* at Kansas	---	---	---	---	---	---	---	---	---	---	---	---	---
2/28/26	* COLORADO	---	---	---	---	---	---	---	---	---	---	---	---	---
3/4/26	* BAYLOR	---	---	---	---	---	---	---	---	---	---	---	---	---
3/7/26	* at Oklahoma State	---	---	---	---	---	---	---	---	---	---	---	---	---

CAREER STATISTICS

Year	W-L	GP-GS	MP	FG-FGA	Pct	3P-A	Pct	FT-FTA	Pct	Off-Def	Reb – Avg	PF-DQ	Ast	TO	Blk	Stl	Pts – Avg
2023-24	0-0																
2024-25	0-0																
2025-26	0-0																
Totals	0-0	0-0	0	0-0	.000	0-0	.000	0-0	.000	0-0	0-0.0	0-0	0	0	0	0	0-0.0



#25 MERCY MILLER

Guard

6-4 • 200 • Sophomore-1L

Los Angeles, Calif. (Notre Dame HS)

Integrated Studies

 mercymiller  mercymiller25

CAREER HIGHS

Points

12, vs. Louisiana (11/13/24)

Field Goals Made

4, vs. Louisiana (11/13/24)

Field Goal Attempts

9, vs. Louisiana (11/13/24)

3-Point Field Goals Made

1, done seven times; Most recently vs. Oakland (11/2/25)

3-Point Field Goal Attempts

5, vs. Texas A&M-Corpus Christi (12/21/24)

Free Throws Made

7, vs. Utah (1/22/25)

Free Throw Attempts

8, vs. Utah (1/22/25)

Rebounds

9, vs. Hofstra (11/22/24)

Offensive Rebounds

2, vs. Oakland (11/2/25)

2, vs. Utah (1/22/25)

Defensive Rebounds

8, vs. Hofstra (11/22/24)

Assists

2, vs. Hofstra (11/22/24)

2, vs. Louisiana (11/13/24)

Steals

4, vs. Louisiana (11/13/24)

Blocked Shots

1, vs. (16) SIUE (3/20/25)

1, vs. BYU (1/4/25)

Minutes Played

21:00, vs. Louisiana (11/13/24)

SOPHOMORE (2025-26)

Made his season debut against Lehigh in season opener in Fertitta Center... Posted a steal against the Mountain Hawks (11/3)... Finished with seven points, four rebounds and a steal in home win over Oakland (11/12).

2025-26 GAME-by-GAME STATISTICS (3-0 • 0-0 Big 12)

Date	Opponent	GS	Min	FG-A	3FG-FGA	FT-FTA	OR-DR	Tot	PF	A	TO	Blk	Stl	Pts
11/3/25	LEHIGH		6:13	0-1	0-0	0-0	0-0	0	0	0	0	0	1	0
11/8/25	TOWSON		7:23	2-3	1-2	0-0	0-0	0	1	1	0	0	1	5
11/12/25	OAKLAND		18:49	3-8	1-4	0-0	2-2	4	1	0	0	0	1	7
11/16/25	vs. Auburn													
11/20/25	TOWSON													
11/24/25	vs. Syracuse													
11/25/25	vs. Tennessee													
11/26/25	vs. TBA													
12/6/25	vs. Florida State													
12/10/25	JACKSON STATE													
12/13/25	NEW ORLEANS													
12/20/25	vs. Arkansas													
12/29/25	MIDDLE TENNESSEE													
1/3/26	* at Cincinnati													
1/6/26	* TEXAS TECH													
1/10/26	* at Baylor													
1/13/26	* WEST VIRGINIA													
1/18/26	* ARIZONA STATE													
1/24/26	* at Texas Tech													
1/28/26	* at TCU													
1/31/26	* CINCINNATI													
2/4/26	* UCF													
2/7/26	* at BYU													
2/10/26	* at Utah													
2/14/26	* KANSAS STATE													
2/16/26	* at Iowa State													
2/21/26	* ARIZONA													
2/23/26	* at Kansas													
2/28/26	* COLORADO													
3/4/26	* BAYLOR													
3/7/26	* at Oklahoma State													

CAREER STATISTICS

Year	W-L	GP-GS	MP	FG-FGA	Pct	3P-A	Pct	FT-FTA	Pct	Off-Def	Reb - Avg	PF-DQ	Ast	TO	Blk	Stl	Pts - Avg
2024-25	21-1	22-0	189	16-63	.254	5-28	.179	23-32	.719	10-32	42 - 1.9	19-0	8	8	3	7	60 - 2.7
2025-26	3-0	2-0	14	2-4	.500	1-2	.500	0-0	.000	0-0	0 - 0.0	1-0	1	0	0	2	5 - 2.5
Totals	24-1	24-0	203	18-67	.269	6-30	.200	23-32	.719	10-32	42 - 1.8	20-0	9	8	3	9	65 - 2.7

MILLER's 2024-25 GAME-BY-GAME (21-1 • 9-0 Big 12)

Opponent	Date	GS	Min	FG-A	3FG-A	FT-A	Off-Def	Tot	PF	A	TO	Blk	Stl	Pts
JACKSON STATE	11/4/24		14:03	3-6	1-2	0-0	1-1	2	0	1	1	0	1	7
vs. #11/11 Auburn	11/9/24	DNP – Coach's Decision												
LOUISIANA	11/13/24		21:00	4-9	1-4	3-4	0-0	0	3	2	1	0	4	12
rv/- HOFSTRA	11/22/24		22:45	2-8	0-3	0-2	1-8	9	2	2	0	0	0	4
vs. #9/9 Alabama	11/26/24		8:25	1-1	0-0	2-2	0-0	0	2	0	0	0	0	4
vs. Notre Dame	11/27/24	DNP – Coach's Decision												
vs. San Diego State	11/30/24	DNP – Coach's Decision												
BUTLER	12/7/24		5:20	2-4	0-0	0-0	1-2	3	0	0	0	0	0	4
TROY	12/10/24		6:13	1-2	1-2	0-0	0-2	2	1	0	1	0	0	3
TOLEDO	12/18/24		12:56	2-6	1-2	0-0	1-3	4	2	0	1	0	1	5
TEXAS&M-CORPUS CHRISTI	12/21/24		17:37	1-6	1-5	1-2	1-4	5	2	1	1	0	0	4
* at Oklahoma State	12/30/24		1:16	0-1	0-0	0-0	0-0	0	0	0	0	0	0	0
* BYU	1/4/25		10:42	0-2	0-1	2-2	1-1	2	2	1	1	1	0	2
* TCU	1/6/25		3:26	0-1	0-0	2-2	0-0	0	0	0	0	1	0	2
* at Kansas State	1/11/25		3:37	0-1	0-1	2-2	0-1	1	2	0	1	0	0	2
* rv/#25 WEST VIRGINIA	1/15/25	DNP – Coach's Decision												
* at UCF	1/18/25	DNP – Coach's Decision												
* UTAH	1/21/25		18:12	0-5	0-3	7-8	2-1	3	0	0	0	0	0	7
* at #12/11 Kansas	1/25/25	DNP – Coach's Decision												
* at rv/rv West Virginia	1/29/25	DNP – Coach's Decision												
* #22/19 TEXAS TECH	2/1/25	DNP – Coach's Decision												
* OKLAHOMA STATE	2/4/25		2:55	0-1	0-0	0-0	0-0	0	0	0	0	0	0	0
* at Colorado	2/8/25		5:02	0-1	0-1	0-0	0-0	0	0	0	0	0	0	0
* rv/rv BAYLOR	2/10/25		3:27	0-0	0-0	0-0	0-1	1	1	0	0	0	0	0
* at #13/13 Arizona	2/15/25	DNP – Coach's Decision												
* at Arizona State	2/18/25		2:30	0-1	0-0	0-0	0-0	0	0	0	0	0	0	0
* #8/8 IOWA STATE	2/22/25	DNP – Coach's Decision												
* at #10/10 Texas Tech	2/24/25	DNP – Coach's Decision												
* CINCINNATI	3/1/25	DNP – Coach's Decision												
* KANSAS	3/3/25	DNP – Coach's Decision												
* at Baylor	3/8/25	DNP – Coach's Decision												
vs. (16) Colorado	3/13/25		8:58	0-0	0-0	2-6	0-3	3	1	0	0	1	0	2
vs. #17/18 (4) BYU	3/14/25		4:58	0-2	0-1	0-0	1-1	2	1	0	0	0	0	0
vs. rv/#24 (3) Arizona	3/15/25		1:28	0-0	0-0	0-0	0-0	0	0	0	0	0	0	0
vs. (16) SIUE	3/20/25		14:29	0-6	0-3	2-2	1-4	5	0	1	0	1	1	2
vs. #24/23 (8) Gonzaga	3/22/25	DNP – Coach's Decision												
vs. #22/22 (4) Purdue	3/28/25	DNP – Coach's Decision												
vs. #2/2 (6) Tennessee	3/30/25		0:07	0-0	0-0	0-0	0-0	0	0	0	0	0	0	0
vs. #1/1 (1) Duke	4/5/25	DNP – Coach's Decision												
vs. #3/3 (1) Florida	4/7/25	DNP – Coach's Decision												



#14 KALIFA SAKHO

Center

6-11 • 230 • Senior-TR

Rouen, France (Sam Houston/Utah State/
South Plains College/Auguste Renoir School)

'24 Sam Houston Graduate in Communication Studies

Post-baccalaureate work in
undergraduates studies in 25-26

lifka_skh X Kiz224

CAREER HIGHS

Points

22, at Lamar (11/17/24)
2, vs. Oakland (11/12/25)

Field Goals Made

9, vs. Trinity (Texas) (11/21/24)
9, at Lamar (11/17/24)
1, vs. Oakland (11/12/25)

Field Goal Attempts

12, at Lamar (11/17/24)
1, vs. Oakland (11/12/25)
1, vs. Lehigh (11/3/25)

3-Point Field Goals Made

None

3-Point Field Goal Attempts

None

Free Throws Made

4, vs. FIU (1/11/25)
4, vs. Texas Southern (12/7/24)
4, at Lamar (11/17/24)
1, vs. Lehigh (11/3/25)

Free Throw Attempts

7, at Kennesaw State (1/16/25)
7, vs. Texas Southern (12/7/24)
2, vs. Lehigh (11/3/25)

Rebounds

13, at New Mexico State (1/2/25)
5, vs. Oakland (11/12/25)

Offensive Rebounds

7, at New Mexico State (1/2/25)
1, vs. Oakland (11/12/25)
1, vs. Lehigh (11/3/25)

Defensive Rebounds

6, at New Mexico State (1/2/25)
4, vs. Oakland (11/12/25)

Assists

3, at Nevada (11/4/24)
None

Steals

3, at Tarleton State (11/9/24)
None

Blocked Shots

4, at Middle Tennessee (2/22/25)
None

Minutes Played

35:11, at UTEP (1/4/25)
14:54, vs. Oakland (11/12/25)

Accomplished prior to Houston
2024-25 – Sam Houston
2023-24 – Utah State

SENIOR (2025-26)

Made his Houston debut against Lehigh in season opener in Fertitta Center... Finished with one point and one rebound against the Mountain Hawks (11/3)... Posted five rebound and added two points in home win over Oakland (11/12).

2025-26 GAME-by-GAME STATISTICS (3-0 • 0-0 Big 12)

Date	Opponent	GS	Min	FG-A	3FG-FGA	FT-FTA	OR-DR	Tot	PF	A	TO	Blk	Stl	Pts
11/3/25	LEHIGH		8:49	0-1	0-0	1-2	1-0	1	1	0	0	0	0	1
11/8/25	TOWSON		2:26	0-0	0-0	0-0	0-0	0	0	0	0	0	0	0
11/12/25	OAKLAND		14:54	1-1	0-0	0-0	1-4	5	1	0	0	0	0	2
11/16/25	vs. Auburn													
11/20/25	TOWSON													
11/24/25	vs. Syracuse													
11/25/25	vs. Tennessee													
11/26/25	vs. TBA													
12/6/25	vs. Florida State													
12/10/25	JACKSON STATE													
12/13/25	NEW ORLEANS													
12/20/25	vs. Arkansas													
12/29/25	MIDDLE TENNESSEE													
1/3/26	* at Cincinnati													
1/6/26	* TEXAS TECH													
1/10/26	* at Baylor													
1/13/26	* WEST VIRGINIA													
1/18/26	* ARIZONA STATE													
1/24/26	* at Texas Tech													
1/28/26	* at TCU													
1/31/26	* CINCINNATI													
2/4/26	* UCF													
2/7/26	* at BYU													
2/10/26	* at Utah													
2/14/26	* KANSAS STATE													
2/16/26	* at Iowa State													
2/21/26	* ARIZONA													
2/23/26	* at Kansas													
2/28/26	* COLORADO													
3/4/26	* BAYLOR													
3/7/26	* at Oklahoma State													

SAKHO's CAREER STATISTICS

Year	W-L	GP-GS	MP	FG-FGA	Pct	3P-A	Pct	FT-FTA	Pct	Off-Def	Reb - Avg	PF-DQ	Ast	TO	Blk	Stl	Pts - Avg
2023-24 (USU)	26-7	33-0	335	35-53	.660	0-0	.000	19-33	.576	32-56	86 - 2.6	53-0	5	12	15	6	89 - 2.7
2024-25 (SH)	13-19	32-32	806	107-162	.660	0-0	.000	40-83	.482	77-125	202 - 6.3	87-3	17	36	46	13	254 - 7.9
2025-26	3-0	2-0	11	0-1	.000	0-0	.000	1-2	.500	1-0	1 - 0.5	1-0	0	0	0	0	1 - 0.5
UH Totals	3-0	2-0	11	0-1	.000	0-0	.000	1-2	.500	1-0	1 - 0.5	1-0	0	0	0	0	1 - 0.5
SH Totals	13-19	32-32	806	107-162	.660	0-0	.000	40-83	.482	77-125	202 - 6.3	87-3	17	36	46	13	254 - 7.9
USU Totals	26-7	33-0	335	35-53	.660	0-0	.000	19-33	.576	32-56	88 - 2.6	53-0	5	12	15	6	89 - 2.7
Totals	42-26	67-32	1,152	142-216	.657	0-0	.000	60-118	.508	102-157	259 - 3.9	141-3	22	47	61	19	344 - 5.1

SAKHO's 2024-25 GAME-BY-GAME (13-19 • 6-12 C-USA) at SAM HOUSTON

Opponent	GS	Min	FG-A	3FG-A	FT-A	O-D-T	PF	A	TO	Blk	Stl	Pts
at Nevada	*	21:13	2-5	0-0	1-3	1-2-3	4	3	1	1	1	5
at Tarleton State	*	19:17	2-6	0-0	0-0	2-1-3	2	0	2	3	3	4
at #12/14 Baylor	*	17:59	1-2	0-0	0-1	2-2-4	5	1	2	0	1	2
at Lamar	*	23:29	9-12	0-0	4-5	1-5-6	3	1	0	2	0	22
TRINITY (Texas)	*	24:39	9-11	0-0	1-2	2-4-6	3	0	1	3	0	19
vs. Appalachian State	*	23:36	1-3	0-0	1-3	4-1-5	2	0	1	2	0	3
at UNCW	*	16:06	1-6	0-0	1-2	5-1-6	0	0	1	1	0	3
vs. Colgate	*	12:19	2-2	0-0	2-2	1-3-4	0	0	1	0	0	6
at rv/rv Indiana	*	24:52	1-4	0-0	0-0	3-2-5	3	1	1	2	1	2
TEXAS SOUTHERN	*	24:23	2-2	0-0	4-7	3-8-11	3	0	0	0	0	8
ST. THOMAS (Texas)	*	10:30	0-2	0-0	0-0	0-4-4	2	0	1	0	1	0
at Pittsburgh	*	20:24	1-2	0-0	1-6	0-2-2	0	0	1	0	0	3
DALLAS	*	21:51	5-6	0-0	3-6	3-4-7	0	1	0	0	0	13
* at New Mexico State	*	33:42	7-9	0-0	2-5	7-6-13	4	0	1	2	0	16
* at UTEP	*	35:11	5-6	0-0	0-0	2-6-8	2	1	2	0	0	10
* LIBERTY	*	33:20	1-2	0-0	1-2	2-7-9	4	0	2	1	0	3
* FIU	*	19:12	1-3	0-0	4-5	3-4-7	4	1	1	2	0	6
* at Kennesaw State	*	27:19	1-4	0-0	3-7	4-8-12	5	1	1	0	1	5
* at Jacksonville State	*	27:58	3-3	0-0	0-0	3-5-8	1	0	4	0	0	6
* MIDDLE TENNESSEE	*	30:02	5-10	0-0	2-3	5-6-11	2	1	1	2	0	12
* WKU	*	26:16	5-5	0-0	2-2	2-3-5	4	0	1	1	0	12
* at Louisiana Tech	*	29:50	3-4	0-0	0-0	1-3-4	3	0	2	3	0	6
* at FIU	*	31:03	6-6	0-0	0-0	2-3-5	4	0	1	3	1	12
* at Liberty	*	29:57	1-3	0-0	0-4	2-7-9	2	0	1	2	1	2
* JACKSONVILLE STATE	*	28:35	6-7	0-0	0-0	0-3-3	2	0	0	2	1	12
* KENNESAW STATE	*	31:28	2-5	0-0	0-2	2-3-5	4	2	1	2	0	4
* at WKU	*	27:00	3-4	0-0	2-3	2-6-8	4	1	2	2	0	8
* at Middle Tennessee	*	32:16	4-7	0-0	1-2	3-3-6	4	1	2	4	0	9
* LOUISIANA TECH	*	12:46	1-1	0-0	0-0	2-1-3	5	0	0	0	0	2
* UTEP	*	29:32	6-8	0-0	3-6	2-4-6	1	1	0	2	1	15
* NEW MEXICO STATE	*	27:50	3-4	0-0	0-0	2-4-6	2	0	0	2	1	6
vs. UTEP	*	31:47	8-8	0-0	2-5	4-4-8	3	1	1	2	0	18

SAKHO's 2023-24 GAME-BY-GAME (26-7 • 14-4 MWC) at UTAH STATE

Opponent	GS	Min	FG-A	3FG-A	FT-A	O-D-T	PF	A	TO	Blk	Stl	Pts
SOUTH DAKOTA MINES	17	2-4	0-0	0-0	3-2-5	0	0	0	3	1	4	
at Bradley	4	0-2	0-0	0-0	3-0-3	2	0	0	0	0	0	
SOUTHERN UTAH	4	0-0	0-0	0-0	0-0-0	0	0	0	0	0	0	
vs. Marshall	2	3-3	0-0	0-0	0-0-0	0	0	0	0	0	6	
vs. Akron	9	0-1	0-0	0-0	2-1-3	3	0	0	0	0	0	
vs. Stephen F. Austin	2	0-0	0-0	0-0	0-0-0	2	0	0	0	0	0	
at Saint Louis		DNP										
UC IRVINE		DNP										
SAN DIEGO	11	4-4	0-0	0-0	2-1-3	0	0	0	2	1	8	
NORTHWEST NAZARENE	6	0-0	0-0	0-0	0-0-0	0	0	0	0	0	0	
at Santa Clara	12	2-2	0-0	0-0	0-0-0	4	0	0	0	0	4	
vs. San Francisco	13	3-4	0-0	1-2	2-1-3	0	0	0	0	1	7	
EAST TENNESSEE STATE	7	1-1	0-0	2-4	0-2-2	2	0	1	1	0	4	
* at Air Force	12	1-1	0-0	2-4	2-0-2	1	0	1	2	0	4	
* COLORADO STATE	11	0-1	0-0	0-0	0-1-1	2	0	0	0	0	0	
* WYOMING	14	2-4	0-0	0-0	2-0-2	2	0	0	2	1	4	
* at UNLV	20	3-4	0-0	1-1	2-3-5	3	0	0	0	0	7	
* at New Mexico	19	1-3	0-0	2-2	1-3-4	3	1	1	0	0	4	
* FRESNO STATE	7	0-2	0-0	0-0	0-0-0	0	0	0	0	0	0	
* at Boise State	6	0-1	0-0	0-0	1-0-1	2	0	1	0	0	0	
* SAN JOSE STATE	9	1-2	0-0	1-2	0-2-2	2	1	0	0	0	3	
* at San Diego State	4	0-0	0-0	0-0	1-0-1	2	1	0	0	0	0	
* NEVADA	1	0-0	0-0	0-0	0-0-0	0	0	0	0	0	0	
* BOISE STATE	15	1-1	0-0	0-0	0-3-3	3	1	0	0	1	2	
* at Wyoming	21	1-2	0-0	1-2	0-2-2	2	1	0	0	0	3	
* at Colorado State	16	2-2	0-0	0-2	0-2-2	3	0	3	0	0	4	
* SAN DIEGO STATE	16	1-1	0-0	0-0	0-2-2	4	0	0	1	0	2	
* at Fresno State	2	0-0	0-0	0-0	0-1-1	1	0	0	1	0	0	
* AIR FORCE	9	1-1	0-0	2-4	1-0-1	0	0	0	0	0	4	
* at San Jose State	5	0-0	0-0	2-4	0-0-0	1	0	0	1	0	2	
* NEW MEXICO	17	1-1	0-0	2-2	0-2-2	1	0	1	0	0	4	
vs. Fresno State	13	0-0	0-0	1-2	1-0-1	2	0	1	1	0	1	
vs. San Diego State	8	1-1	0-0	2-2	0-2-2	0	0	2	0	1	4	
vs. TCU	14	3-4	0-0	0-0	1-0-1	4	0	1	1	0	6	
vs. Purdue	7	1-1	0-0	0-0	0-2-2	2	0	0	0	0	2	



#21 EMANUEL SHARP

Guard

6-3 • 205 • Senior-3L (RS '21-22)

Tampa, Fla. (Bishop McLaughlin Catholic School)

Integrated Studies

  emanuelsharp_

CAREER HIGHS

Points

30, vs. (9) Texas A&M (3/24/24)

Field Goals Made

8, vs. (9) Texas A&M (3/24/24)

Field Goal Attempts

17, vs. rv/#24 (3) Arizona (3/15/25)

17, vs. rv/rv Texas A&M (12/16/23)

3-Point Field Goals Made

7, vs. (9) Texas A&M (3/24/24)

3-Point Field Goal Attempts

14, vs. (9) Texas A&M (3/24/24)

Free Throws Made

11, vs. Texas State (12/21/23)

Free Throw Attempts

11, vs. Texas State (12/21/23)

Rebounds

10, vs. SMU (1/5/23)

Offensive Rebounds

5, vs. Kansas (3/3/25)

5, vs. rv/rv Texas A&M (12/16/23)

Defensive Rebounds

8, at rv/rv Texas (1/29/24)

8, vs. SMU (1/5/23)

Assists

4, done three times; Most recently vs. Oakland (11/12/25)

Steals

4, done five times; Most recently vs. (16) SIUE (3/20/25)

Blocked Shots

1, done five times; Most recently vs. #13/14 (4) Duke (3/29/24)

Minutes Played

40:39, at rv/rv Texas (1/29/24)

SENIOR (2025-26)

Made his season debut against Lehigh in season opener in Fertitta Center... Posted a game-high 24 points with seven rebounds, including three offensive boards, and three steals in win over Mountain Hawks (11/3)... Tied for team-lead with 19 points and buried a game-high five 3-pointers in home win over Oakland... Also grabbed four rebounds with four assists and steal against Golden Grizzlies (11/12).

2025-26 GAME-by-GAME STATISTICS (3-0 • 0-0 Big 12)

Date	Opponent	GS	Min	FG-A	3FG-FGA	FT-FTA	OR-DR	Tot	PF	A	TO	Blk	Stl	Pts
11/3/25	LEHIGH	*	34:59	7-13	1-4	9-10	3-4	7	4	1	1	1	3	24
11/8/25	TOWSON	*	24:46	3-8	2-7	1-2	0-3	3	2	0	1	0	1	9
11/12/25	OAKLAND	*	25:51	7-13	5-9	0-0	2-2	4	1	4	1	0	1	19
11/16/25	vs. Auburn		---	---	---	---	---	---	---	---	---	---	---	---
11/20/25	TOWSON		---	---	---	---	---	---	---	---	---	---	---	---
11/24/25	vs. Syracuse		---	---	---	---	---	---	---	---	---	---	---	---
11/25/25	vs. Tennessee		---	---	---	---	---	---	---	---	---	---	---	---
11/26/25	vs. TBA		---	---	---	---	---	---	---	---	---	---	---	---
12/6/25	vs. Florida State		---	---	---	---	---	---	---	---	---	---	---	---
12/10/25	JACKSON STATE		---	---	---	---	---	---	---	---	---	---	---	---
12/13/25	NEW ORLEANS		---	---	---	---	---	---	---	---	---	---	---	---
12/20/25	vs. Arkansas		---	---	---	---	---	---	---	---	---	---	---	---
12/29/25	MIDDLE TENNESSEE		---	---	---	---	---	---	---	---	---	---	---	---
1/3/26	* at Cincinnati		---	---	---	---	---	---	---	---	---	---	---	---
1/6/26	* TEXAS TECH		---	---	---	---	---	---	---	---	---	---	---	---
1/10/26	* at Baylor		---	---	---	---	---	---	---	---	---	---	---	---
1/13/26	* WEST VIRGINIA		---	---	---	---	---	---	---	---	---	---	---	---
1/18/26	* ARIZONA STATE		---	---	---	---	---	---	---	---	---	---	---	---
1/24/26	* at Texas Tech		---	---	---	---	---	---	---	---	---	---	---	---
1/28/26	* at TCU		---	---	---	---	---	---	---	---	---	---	---	---
1/31/26	* CINCINNATI		---	---	---	---	---	---	---	---	---	---	---	---
2/4/26	* UCF		---	---	---	---	---	---	---	---	---	---	---	---
2/7/26	* at BYU		---	---	---	---	---	---	---	---	---	---	---	---
2/10/26	* at Utah		---	---	---	---	---	---	---	---	---	---	---	---
2/14/26	* KANSAS STATE		---	---	---	---	---	---	---	---	---	---	---	---
2/16/26	* at Iowa State		---	---	---	---	---	---	---	---	---	---	---	---
2/21/26	* ARIZONA		---	---	---	---	---	---	---	---	---	---	---	---
2/23/26	* at Kansas		---	---	---	---	---	---	---	---	---	---	---	---
2/28/26	* COLORADO		---	---	---	---	---	---	---	---	---	---	---	---
3/4/26	* BAYLOR		---	---	---	---	---	---	---	---	---	---	---	---
3/7/26	* at Oklahoma State		---	---	---	---	---	---	---	---	---	---	---	---

CAREER STATISTICS

Year	W-L	GP-GS	MP	FG-FGA	Pct	3P-A	Pct	FT-FTA	Pct	Off-Def	Reb - Avg	PF-DQ	Ast	TO	Blk	Stl	Pts - Avg
2021-22	0-0									Redshirt							
2022-23	30-3	33-0	515	58-159	.365	43-124	.347	37-42	.881	20-54	74 - 2.2	72-1	16	26	2	10	196 - 5.9
2023-24	32-5	37-32	1,043	135-362	.373	82-223	.368	114-134	.851	35-96	131 - 3.5	95-2	34	40	3	55	466 - 12.6
2024-25	33-4	37-36	1,011	138-330	.418	87-214	.407	105-121	.868	19-91	110 - 3.0	86-2	31	31	0	50	468 - 12.6
2025-26	3-0	2-2	60	10-21	.476	3-11	.273	10-12	.833	3-7	10 - 5.0	6-0	1	2	1	4	33 - 16.5
Totals	98-12	109-70	2,629	341-872	.391	215-572	.376	266-309	.861	77-248	325 - 3.0	259-5	82	99	6	119	1,163 - 10.7

SHARP's 2024-25 GAME-BY-GAME (33-4 • 16-1 Big 12)

Opponent	GS	Min	FG-A	3FG-A	FT-A	O-D-T	PF	A	TO	Blk	Stl	Pts
JACKSON STATE	* 18:14	3-7	1-2	0-0	1-0-1	2	0	1	0	0	7	
vs. #11/11 Auburn	* 35:31	3-9	3-6	4-4	0-2-2	0	0	2	0	1	13	
LOUISIANA	* 19:52	3-5	2-2	3-4	1-4-5	1	1	1	0	4	11	
rv/- HOFSTRA	* 19:30	5-6	5-5	1-2	1-1-2	4	2	0	0	2	16	
vs. #9/9 Alabama	* 29:40	3-11	2-6	6-8	0-6-6	5	1	1	0	1	14	
vs. Notre Dame	* 34:08	6-13	3-9	2-2	1-3-4	3	4	1	0	0	17	
vs. San Diego State	* 35:31	5-15	4-8	9-9	0-2-2	3	1	1	0	1	23	
BUTLER	* 29:06	6-10	4-7	0-0	0-2-2	3	1	0	0	0	16	
TROY	* 28:35	4-9	2-5	4-4	0-4-4	3	4	0	0	3	14	
TOLEDO	* 20:28	4-10	1-6	4-4	1-4-5	1	0	1	0	2	13	
TEXAS&MCKINSLY	* 18:38	3-6	3-5	9-9	0-0-0	2	2	2	0	0	18	
* at Oklahoma State	* 22:10	1-4	0-2	0-0	0-2-2	1	1	0	0	0	2	
* BYU	* 20:07	5-9	4-8	4-4	0-3-3	3	1	0	0	1	18	
* TCU	* 26:26	5-9	4-7	0-0	0-2-2	2	0	0	0	3	14	
* at Kansas State	* 31:20	5-8	3-6	2-2	0-4-4	2	1	0	0	3	15	
*rv/#25WEST VIRGINIA	* 31:59	4-9	3-8	3-3	0-3-3	0	1	1	0	0	14	
* at UCF	* 28:27	4-11	1-6	0-0	0-4-4	4	0	2	0	1	9	
* UTAH	DNP - Injury											
* at #12/11 Kansas	* 25:37	2-8	2-7	2-2	0-3-3	2	0	0	0	2	8	
* at rv/rv West Virginia	* 18:12	1-4	1-4	0-0	0-3-3	2	0	2	0	1	3	
*#22/19 TEXAS TECH	* 17:37	1-2	0-1	2-2	0-3-3	3	0	0	0	1	4	
* OKLAHOMA STATE	DNP - Injury											
* at Colorado	DNP - Injury											
* rv/rv BAYLOR	25:04	3-7	3-7	1-2	0-0-0	3	1	1	0	1	10	
* at #13/13 Arizona	* 21:46	0-6	0-6	0-0	0-2-2	1	1	1	0	3	0	
* at Arizona State	* 30:41	4-9	4-7	5-6	0-4-4	1	1	0	0	2	17	
* #8/8 IOWA STATE	* 28:43	3-5	2-4	3-4	0-1-1	3	2	3	0	1	11	
* at #10/10 Texas Tech	* 35:06	3-6	2-3	2-2	0-5-5	2	1	0	0	1	10	
* CINCINNATI	* 30:19	3-7	1-5	2-2	0-2-2	3	0	0	0	2	9	
* KANSAS	* 27:06	3-10	1-4	5-5	5-1-6	0	0	1	0	2	12	
* at Baylor	* 31:24	3-8	1-4	4-5	1-4-5	3	1	1	0	0	11	
vs. (16) Colorado	* 26:23	6-10	4-7	3-5	0-5-5	5	1	1	0	3	19	
vs. #17/18 (4) BYU	* 33:32	7-13	5-7	7-7	1-3-4	4	0	1	0	1	26	
vs. rv/#24 (3) Arizona	* 31:32	6-17	3-9	2-3	1-2-3	1	0	1	0	0	17	
vs. (16) SIUE	* 24:48	2-8	2-6	2-2	0-2-2	2	0	0	0	4	8	
vs. #24/23 (8) Gonzaga	* 24:45	4-7	1-3	3-4	1-0-1	3	0	2	0	1	12	
vs. #22/22 (4) Purdue	* 35:29	5-14	2-8	5-7	2-0-2	2	1	1	0	1	17	
vs. #6/6 (2) Tennessee	* 30:34	6-14	4-10	0-0	1-1-2	4	1	0	0	1	16	
vs. #1/1 (1) Duke	* 33:39	4-13	3-7	5-6	1-2-3	2	0	1	0	1	16	
vs. #3/3 (1) Florida	* 28:48	3-11	1-7	1-2	1-2-3	0	1	2	0	0	8	

SHARP's 2023-24 GAME-BY-GAME (32-5 • 15-3 Big 12)

Opponent	GS	Min	FG-A	3FG-A	FT-A	O-D-T	PF	A	TO	Blk	Stl	Pts
ULM	* 20:56	5-9	4-8	6-8	0-0-0	1	0	1	0	0	0	20
TEXAS&MCKINSLY	* 21:51	3-8	2-5	3-3	2-1-3	3	2	1	0	0	11	
STETSON	* 22:21	1-5	0-4	5-7	2-3-5	1	1	2	1	0	7	
vs. Towson	18:12	4-7	3-5	3-3	0-3-3	2	0	1	0	0	14	
vs. Utah	27:45	6-13	1-4	2-3	2-4-6	1	0	1	0	3	15	
vs. Dayton	20:27	2-10	0-5	0-0	0-2-2	2	1	0	0	1	4	
MONTANA	19:18	3-5	2-3	3-4	3-3-6	0	0	1	0	2	11	
at Xavier	* 36:20	2-12	1-6	5-6	0-2-2	1	4	0	0	3	10	
RICE	* 17:23	4-8	2-6	2-2	1-3-4	1	3	2	0	1	12	
JACKSON STATE	* 22:04	6-13	5-9	8-10	1-2-3	2	1	1	0	3	25	
vs. rv/rv Texas A&M	* 35:23	7-17	5-13	2-2	5-1-6	2	0	2	0	1	21	
TEXAS STATE	* 27:04	2-10	2-9	11-11	1-2-3	2	1	1	0	4	17	
PENN	* 27:57	5-10	2-5	0-0	2-2-4	3	1	1	0	1	12	
* WEST VIRGINIA	* 20:52	3-4	1-2	1-1	2-5-7	3	0	2	0	3	8	
* at rv/rv Iowa State	* 37:04	6-12	5-10	3-4	1-4-5	4	0	1	0	1	20	
* at rv/rv TCU	* 28:54	2-7	1-4	3-4	0-0-0	4	1	1	0	3	8	
*#25/25 TEXAS TECH	* 20:57	3-8	2-5	0-0	0-3-3	3	0	1	0	0	8	
* UCF	* 19:33	0-7	0-3	2-2	0-1-1	5	0	0	0	0	2	
* at #21/19 BYU	* 25:17	1-6	0-2	7-9	4-5-9	2	1	2	0	2	9	
*rv/rv KANSAS STATE	* 30:57	3-15	2-8	1-2	2-4-6	1	2	1	0	3	9	
* at rv/rv Texas	* 40:39	3-8	3-6	4-4	0-8-8	0	2	2	0	1	13	
* at #8/9 Kansas	* 31:23	4-14	3-9	0-0	0-1-1	2	1	0	0	0	11	
* OKLAHOMA STATE	* 29:00	6-11	3-5	1-2	1-3-4	4	1	2	0	0	16	
* at Cincinnati	* 34:01	3-7	1-3	2-2	1-5-6	2	0	1	0	1	9	
* rv/- TEXAS	* 26:29	5-11	1-5	4-4	0-3-3	4	1	0	0	4	15	
* #6/6 IOWA STATE	* 29:33	5-13	2-7	8-9	0-1-1	2	0	0	0	4	20	
* at #11/11 Baylor	* 32:58	5-12	2-6	6-6	0-2-2	4	1	2	0	2	18	
* CINCINNATI	* 35:30	3-12	3-8	2-2	1-3-4	4	0	1	0	2	11	
* at rv/rv Oklahoma	* 26:34	4-8	3-5	0-0	1-2-3	4	1	1	0	0	11	
* at UCF	* 29:40	1-7	1-4	1-2	1-2-3	4	1	1	0	2	4	
* #14/15 KANSAS	* 31:53	3-7	3-7	0-0	1-4-5	3	2	1	0	1	9	
vs. (8) TCU	* 33:47	4-12	2-7	4-4	0-4-4	3	1	1	0	0	14	
vs. #25/23 (4) Texas Tech	* 37:29	5-12	4-8	3-3	1-3-4	4	2	2	0	0	17	
vs. #7/8 (2) Iowa State	* 24:59	2-9	1-5	0-0	0-0-0	4	1	1	0	3	5	
vs. (16) Longwood	* 28:31	4-10	3-6	2-4	0-1-1	2	0	2	0	1	13	
vs. (9) Texas A&M	* 34:15	8-16	7-14	7-8	0-3-3	5	1	1	1	2	30	
vs. #13/14 (4) Duke	* 35:43	2-7	0-2	3-3	0-1-1	1	1	0	1	1	7	

SHARP's 2022-23 GAME-BY-GAME (30-3 • 17-1 American)

Opponent	GS	Min	FG-A	3FG-A	FT-A	O-D-T	PF	A	TO	Blk	Stl	Pts
NORTHERNCOLORADO	7:41	4-7	3-5	0-0	2-0-2	3	1	0	0	1	11	
vs. Saint Joseph's	3:14	0-1	0-1	0-0	0-1-1	0	0	1	0	0	0	
ORAL ROBERTS	11:47	2-2	0-0	2-2	0-2-2	2	0	3	0	0	6	
TEXAS SOUTHERN	6:33	0-1	0-1	0-0	0-0-0	1	1	0	0	0	0	
at rv/rv Oregon	DNP - Coach's Decision											
KENT STATE	DNP - Coach's Decision											
NORFOLK STATE	19:01	1-6	1-4	0-0	1-1-2	0	0	1	0	0	3	
vs. -/rv Saint Mary's (Calif.)	DNP - Coach's Decision											
NORTH FLORIDA	19:14	3-5	3-5	0-0	0-0-0	0	0	1	0	0	9	
#8/10 ALABAMA	DNP - Coach's Decision											
NORTH CAROLINA A&T	25:39	3-5	1-3	3-3	0-3-3	3	2	3	0	0	10	
at #2/2 Virginia	9:26	0-2	0-2	0-0	0-1-1	1	0	1	0	0	0	
McNEESE	19:11	6-10	6-10	0-0	2-1-3	0	1	1	0	0	18	
* at Tulsa	20:17	4-7	3-5	3-3	0-4-4	4	0	4	0	0	14	
* UCF	8:25	0-2	0-1	0-0	0-2-2	0	0	0	0	0	0	
* SMU	23:31	1-9	1-7	3-3	2-8-10	3	0	0	0	0	6	
* at Cincinnati	4:07	0-1	0-1	0-0	0-0-0	0	0	0	0	0	0	
* SOUTH FLORIDA	14:51	3-6	2-5	0-0	0-0-0	3	0	1	0	0	8	
* at Tulane	13:15	1-2	1-2	3-3	0-1-1	3	1	2	0	2	6	
* TEMPLE	11:56	1-2	1-2	0-0	1-0-1	2	0	1	0	0	3	
* at UCF	23:38	5-7	4-6	4-4	0-3-3	3	0	0	1	0	18	
* CINCINNATI	23:51	1-5	1-5	2-3	0-2-2	1	1	1	0	0	5	
* at Wichita State	6:22	0-2	0-2	0-0	0-1-1	2	0	0	0	0	0	
* at Temple	19:33	2-4	1-3	1-2	1-2-3	2	0	0	0	0	6	
* at SMU	22:33	2-8	2-6	1-2	3-2-5	3	2	1	1	0	7	
* MEMPHIS	15:49	1-7	0-4	0-0	0-0-0	3	1	0	0	2	2	
* TULANE	17:18	1-8	1-6	2-2	3-2-5	2	2	1	0	1	5	
* at East Carolina	17:29	0-2	0-1	0-0	1-1-2	3	1	1	0	1	0	
* WICHITA STATE	10:15	1-3	1-3	4-4	1-1-2	3	1	1	0	0	7	
* at Memphis	14:16	2-4	1-3	0-0	0-0-0	2	0	1	0	0	5	
vs. (9) East Carolina	18:09	1-6	1-4	1-2	0-2-2	4	0	0	0	1	4	
vs. (4) Cincinnati	22:42	1-5	0-2	0-0	0-3-3	4	0	0	0	0	2	
vs. (2) Memphis	12:37	1-5	1-5	0-0	2-0-2	2	0	0	0	0	3	
vs. (16) Northern Kentucky	22:43	3-4	2-3	2-2	0-1-1	3	1	0	0	0	10	
vs. (9) Auburn	12:54	1-4	1-3	4-5	0-4-4	2	0	0	0	1	7	
vs. #16/15 (5) Miami (Fla.)	17:30	3-8	2-6	0-0	0-2-2	3	0	0	0	0	8	

SHARP's 2021-22 GAME-by-GAME (0-0 • 0-0 American)

Opponent	GS	Min	FG-A	3FG-A	FT-A	O-D-T	PF	A	TO	Blk	Stl	Pts
Sat out as redshirt												



#11 JOSEPH TUGLER

Forward

6-8 • 230 • Junior-2L

Monroe, La. (Cypress Falls HS)

Integrated Studies

 josephugler  joseph_tugler

CAREER HIGHS

Points

17, vs. Hofstra (11/22/24)

Field Goals Made

7, vs. Towson (11/8/25)

Field Goal Attempts

14, Towson (11/8/25)

3-Point Field Goals Made

2, vs. Hofstra (11/22/24)

3-Point Field Goal Attempts

2, vs. #9/9 Alabama (11/26/24)

2, vs. Hofstra (11/22/24)

Free Throws Made

6, vs. #11/11 Auburn (11/9/24)

Free Throw Attempts

8, vs. #11/11 Auburn (11/9/24)

Rebounds

11, vs. #24/23 (8) Gonzaga (3/22/25)

Offensive Rebounds

6, vs. #24/23 (8) Gonzaga (3/22/25)

6, at Colorado (2/8/25)

Defensive Rebounds

6, vs. Butler (12/7/24)

6, vs. #9/9 Alabama (11/26/24)

Assists

4, vs. Hofstra (11/22/24)

Steals

5, vs. Towson (11/8/25)

Blocked Shots

8, vs. #9/9 Alabama (11/26/24)

Minutes Played

35:37, at #12/11 Kansas (1/25/25)

JUNIOR (2025-26)

Made his season debut against Lehigh in season opener in Fertitta Center... Totaled 11 points with two rebounds, three assists and a game-high four blocked shots in win over Mountain Hawks (11/3)... Scored 15 points and grabbed seven rebounds, including three offensive boards, with game-high five steals in win over Towson in Fertitta Center (11/8)... Scored four points, grabbed four rebounds and blocked four shots with an assist and two steals in home win over Oakland (11/12).

2025-26 GAME-by-GAME STATISTICS (3-0 • 0-0 Big 12)

Date	Opponent	GS	Min	FG-A	3FG-FGA	FT-FTA	OR-DR	Tot	PF	A	TO	Blk	Stl	Pts
11/3/25	LEHIGH	*	22:06	4-8	1-1	2-2	1-1	2	4	3	5	4	0	2
11/8/25	TOWSON	*	29:11	7-14	0-0	1-2	3-4	7	1	0	3	1	5	15
11/12/25	OAKLAND	*	15:10	2-2	0-0	0-2	1-3	4	3	1	1	4	2	4
11/16/25	vs. Auburn		---	---	---	---	---	---	---	---	---	---	---	---
11/20/25	TOWSON		---	---	---	---	---	---	---	---	---	---	---	---
11/24/25	vs. Syracuse		---	---	---	---	---	---	---	---	---	---	---	---
11/25/25	vs. Tennessee		---	---	---	---	---	---	---	---	---	---	---	---
11/26/25	vs. TBA		---	---	---	---	---	---	---	---	---	---	---	---
12/6/25	vs. Florida State		---	---	---	---	---	---	---	---	---	---	---	---
12/10/25	JACKSON STATE		---	---	---	---	---	---	---	---	---	---	---	---
12/13/25	NEW ORLEANS		---	---	---	---	---	---	---	---	---	---	---	---
12/20/25	vs. Arkansas		---	---	---	---	---	---	---	---	---	---	---	---
12/29/25	MIDDLE TENNESSEE		---	---	---	---	---	---	---	---	---	---	---	---
1/3/26	* at Cincinnati		---	---	---	---	---	---	---	---	---	---	---	---
1/6/26	* TEXAS TECH		---	---	---	---	---	---	---	---	---	---	---	---
1/10/26	* at Baylor		---	---	---	---	---	---	---	---	---	---	---	---
1/13/26	* WEST VIRGINIA		---	---	---	---	---	---	---	---	---	---	---	---
1/18/26	* ARIZONA STATE		---	---	---	---	---	---	---	---	---	---	---	---
1/24/26	* at Texas Tech		---	---	---	---	---	---	---	---	---	---	---	---
1/28/26	* at TCU		---	---	---	---	---	---	---	---	---	---	---	---
1/31/26	* CINCINNATI		---	---	---	---	---	---	---	---	---	---	---	---
2/4/26	* UCF		---	---	---	---	---	---	---	---	---	---	---	---
2/7/26	* at BYU		---	---	---	---	---	---	---	---	---	---	---	---
2/10/26	* at Utah		---	---	---	---	---	---	---	---	---	---	---	---
2/14/26	* KANSAS STATE		---	---	---	---	---	---	---	---	---	---	---	---
2/16/26	* at Iowa State		---	---	---	---	---	---	---	---	---	---	---	---
2/21/26	* ARIZONA		---	---	---	---	---	---	---	---	---	---	---	---
2/23/26	* at Kansas		---	---	---	---	---	---	---	---	---	---	---	---
2/28/26	* COLORADO		---	---	---	---	---	---	---	---	---	---	---	---
3/4/26	* BAYLOR		---	---	---	---	---	---	---	---	---	---	---	---
3/7/26	* at Oklahoma State		---	---	---	---	---	---	---	---	---	---	---	---

CAREER STATISTICS

Year	W-L	GP-GS	MP	FG-FGA	Pct	3P-A	Pct	FT-FTA	Pct	Off-Def	Reb - Avg	PF-DQ	Ast	TO	Blk	Stl	Pts - Avg
2023-24	25-3	28-1	448	43-78	.551	0-2	.000	19-41	.463	53-62	115 - 4.1	85-2	8	13	30	26	105 - 3.8
2024-25	35-5	40-33	866	90-172	.523	3-11	.273	35-65	.538	107-128	235 - 5.9	123-7	37	38	77	38	218 - 5.5
2025-26	3-0	2-2	51	11-22	.500	1-1	1.000	3-4	.750	5-5	10 - 5.0	5-0	3	8	5	5	26 - 13.0
Totals	63-8	70-36	1,366	144-272	.529	4-14	.286	57-110	.518	166-196	362 - 5.2	213-9	48	59	112	69	349 - 5.0

TUGLER'S 2024-25 GAME-BY-GAME (35-5 • 19-1 Big 12)

Opponent	Date	GS	Min	FG-A	3FG-A	FT-A	Off-Def	Tot	PF	A	TO	Blk	Stl	Pts
JACKSON STATE	11/4/24	*	25:27	2-4	1-1	0-0	3-4	7	2	1	1	3	1	5
vs. #11/11 Auburn	11/9/24		31:07	2-4	0-1	6-8	4-3	7	4	0	0	2	2	10
LOUISIANA	11/13/24		17:13	1-3	0-0	0-4	4-1	5	3	0	1	1	1	2
rv/- HOFSTRA	11/22/24		16:48	6-6	2-2	3-5	3-1	4	1	4	0	1	0	17
vs. #9/9 Alabama	11/26/24		30:58	1-5	0-2	0-1	2-6	8	4	2	2	8	1	2
vs. Notre Dame	11/27/24		10:54	3-5	0-0	0-2	0-3	3	4	1	1	0	1	6
vs. San Diego State	11/30/24		27:50	1-6	0-0	0-0	5-4	9	2	3	2	0	0	2
vs. #11/11 Auburn	11/9/24		31:07	2-4	0-1	6-8	4-3	7	4	0	0	2	2	10
TROY	12/10/24	*	14:08	1-3	0-0	0-0	4-2	6	4	0	0	3	0	2
TOLEDO	12/18/24	*	16:10	5-6	0-0	3-3	2-1	3	3	1	2	3	2	13
TEXAS A&M-CORPUS CHRISTI	12/21/24	*	23:19	2-5	0-1	1-2	3-4	7	2	0	1	4	2	5
* at Oklahoma State	12/30/24	*	19:19	2-6	0-0	0-0	1-1	2	5	2	1	3	0	4
* BYU	1/4/25	*	18:27	1-1	0-0	3-4	3-2	5	5	0	3	2	0	5
* TCU	1/6/25	*	23:32	1-3	0-0	1-2	4-2	6	2	2	2	3	1	3
* at Kansas State	1/11/25	*	25:31	5-9	0-1	3-6	5-5	10	3	2	1	2	0	13
* rv/#25 WEST VIRGINIA	1/15/25	*	19:56	0-1	0-0	0-0	4-1	5	4	0	0	2	2	0
* at UCF	1/18/25	*	12:23	1-2	0-0	0-0	0-2	2	3	0	1	1	0	2
* UTAH	1/21/25	*	13:20	2-3	0-0	0-0	0-2	2	5	0	0	2	4	4
* at #12/11 Kansas	1/25/25	*	35:37	4-4	0-0	1-2	2-5	7	2	0	1	5	0	9
* at rv/rv West Virginia	1/29/25	*	27:34	5-9	0-1	2-2	3-4	7	4	0	1	1	0	12
* #22/19 TEXAS TECH	2/1/25	*	24:18	2-5	0-0	1-4	5-3	8	4	1	0	1	1	5
* OKLAHOMA STATE	2/4/25	*	24:58	2-6	0-0	3-4	4-5	9	3	3	3	2	1	7
* at Colorado	2/8/25	*	28:24	0-2	0-0	0-0	6-4	10	3	0	0	0	0	0
* rv/rv BAYLOR	2/10/25	*	27:23	3-4	0-0	0-0	5-3	8	1	1	0	1	0	6
* at #13/13 Arizona	2/15/25	*	21:38	4-7	0-0	0-0	1-4	5	4	0	0	1	1	8
* at Arizona State	2/18/25	*	7:41	2-3	0-0	0-0	0-1	1	5	0	2	1	0	4
* #8/8 IOWA STATE	2/22/25	*	19:45	1-3	0-0	0-0	1-1	2	4	0	2	1	2	2
* at #10/10 Texas Tech	2/24/25	*	20:47	4-5	0-0	0-1	0-3	3	5	2	1	1	1	8
* CINCINNATI	3/1/25	*	18:54	2-2	0-0	2-3	1-4	5	1	3	0	2	1	6
* KANSAS	3/3/25	*	27:16	2-5	0-1	1-2	3-4	7	1	0	2	2	2	5
* at Baylor	3/8/25	*	28:25	1-3	0-0	0-0	1-3	4	2	1	0	2	1	2
vs. (16) Colorado	3/13/25	*	28:19	4-6	0-0	2-4	4-5	9	2	1	0	3	1	10
vs. #17/18 (4) BYU	3/14/25	*	24:04	1-4	0-1	1-2	1-4	5	3	0	1	2	3	3
vs. rv/#24 (3) Arizona	3/15/25	*	17:44	1-1	0-0	0-0	1-5	6	5	0	2	3	1	2
vs. (16) SIUE	3/20/25	*	16:57	0-2	0-0	0-0	2-3	5	1	1	0	1	2	1
vs. #24/23 (8) Gonzaga	3/22/25	*	5-9	0-0	0-0	0-0	6-5	11	1	1	1	2	0	10
vs. #22/22 (4) Purdue	3/28/25	*	15:14	1-2	0-0	1-2	1-2	3	4	1	0	0	1	3
vs. #6/6 (2) Tennessee	3/30/25	*	24:39	3-7	0-0	0-0	4-5	9	1	2	0	0	0	6
vs. #1/1 (1) Duke	3/28/25	*	25:14	2-4	0-0	0-0	5-3	8	3	2	1	4	1	4
vs. #3/3 (1) Florida	4/5/25	*	15:56	2-3	0-0	1-2	2-2	4	5	0	1	0	2	5

TUGLER'S 2023-24 GAME-BY-GAME (25-3 • 12-3 Big 12)

Opponent	Date	GS	Min	FG-A	3FG-A	FT-A	Off-Def	Tot	PF	A	TO	Blk	Stl	Pts
ULM	11/6/23		12:25	1-2	0-0	0-0	4-2	6	3	1	1	1	0	2
TEXAS A&M-CORPUS CHRISTI	11/11/23		20:56	1-3	0-1	0-0	1-2	3	4	1	0	3	0	2
STETSON	11/13/23		15:38	1-2	0-0	0-0	1-3	4	2	1	0	1	2	2
vs. Towson	11/16/23		16:01	0-1	0-0	0-0	2-1	3	4	0	0	0	0	0
vs. Utah	11/17/23		10:01	1-1	0-0	2-6	1-0	1	3	0	0	0	1	4
vs. Dayton	11/19/23		11:11	1-1	0-0	1-2	0-1	1	3	0	0	1	0	3
MONTANA	11/24/23		17:12	1-2	0-0	1-2	0-2	2	2	0	0	2	1	3
at Xavier	12/1/23		12:39	3-4	0-0	0-0	3-3	6	5	0	1	2	1	6
RICE	12/6/23		13:47	3-3	0-0	1-2	2-0	2	3	0	3	1	4	7
JACKSON STATE	12/9/23		23:01	0-0	0-0	1-2	5-4	9	3	0	0	1	3	1
vs. rv/rv Texas A&M	12/16/23		21:25	2-4	0-0	0-0	3-2	5	3	1	0	3	0	4
TEXAS STATE	12/21/23		19:15	2-5	0-0	0-0	3-1	4	2	0	0	2	1	4
PENN	12/30/23	*	21:08	5-7	0-0	3-6	3-4	7	3	1	0	2	2	13
* WEST VIRGINIA	1/6/24		17:47	2-4	0-0	2-2	1-4	5	4	0	1	0	2	6
* at rv/rv Iowa State	1/9/24		17:03	1-1	0-0	1-2	1-4	5	5	0	1	0	0	3
* at rv/rv TCU	1/13/24		11:06	2-3	0-0	0-0	1-2	3	4	0	0	0	0	4
* #25/25 TEXAS TECH	1/17/24		12:40	1-2	0-0	0-0	0-5	5	4	0	1	0	1	2
* UCF	1/20/24		14:42	0-1	0-0	0-1	4-1	5	3	1	0	2	1	0
* at #21/19 BYU	1/23/24		10:58	1-3	0-0	1-4	1-3	4	2	0	1	1	1	3
* rv/rv KANSAS STATE	1/27/24		16:00	2-2	0-0	3-6	0-3	3	4	0	0	1	1	7
* at rv/rv Texas	1/29/24		19:22	2-4	0-0	0-0	4-1	5	3	0	0	2	0	4
* at #8/9 Kansas	2/3/24		33:47	3-7	0-0	2-2	5-3	8	3	0	2	1	2	8
* OKLAHOMA STATE	2/6/24		13:33	1-4	0-0	0-0	3-3	6	4	0	0	1	1	2
* at Cincinnati	2/10/24		19:36	2-3	0-0	1-2	1-2	3	3	2	0	2	0	5
* rv/- TEXAS	2/17/24		13:31	1-1	0-0	0-2	1-2	3	3	0	1	1	1	2
* #6/6 IOWA STATE	2/19/24		11:20	0-3	0-1	0-0	0-2	2	1	0	1	0	1	0
* at #11/11 Baylor	2/24/24		12:39	3-3	0-0	0-0	1-2	3	1	0	0	0	0	6
* CINCINNATI	2/27/24		9:38	1-2	0-0	0-0	2-0	2	1	0	0	0	0	2

Sat out for the remainder of the season with a foot injury



#7 MIŁOS UZAN

Guard

6-4 • 195 • Senior-1L

Las Vegas, Nev. (Oklahoma/Desert Pines HS)

Integrated Studies

lossyuzan

CAREER HIGHS

Points

25, vs. rv/#24 (3) Arizona (3/15/25)

Field Goals Made

8, done four times; Most recently
vs. #22/22 (4) Purdue (3/28/25)
8, vs. Providence (12/5/23)

Field Goal Attempts

17, vs. Lehigh (11/3/25)
17, vs. #22/22 (4) Purdue (3/28/25)

3-Point Field Goals Made

6, vs. #22/22 (4) Purdue (3/28/25)

3-Point Field Goal Attempts

9, vs. #22/22 (4) Purdue (3/28/25)

Free Throws Made

5, vs. rv/#24 (3) Arizona (3/15/25)
5, vs. #17/18 (4) BYU (3/14/25)

Free Throw Attempts

6, vs. #17/18 (4) BYU (3/14/25)

Rebounds

9, at #12/11 Kansas (1/25/25)
12, vs. Providence (12/5/23)

Offensive Rebounds

2, vs. Providence (12/5/23)
2, vs. Iowa State (1/4/23)

Defensive Rebounds

9, at #12/11 Kansas (1/25/25)
10, vs. Providence (12/5/23)

Assists

10, vs. Jackson State (11/4/24)
10, at TCU (1/10/24)

Steals

4, vs. Jackson State (11/4/24)
4, vs. Texas (1/23/24)
4, vs. Providence (12/5/23)

Blocked Shots

1, done three times; Most recently
at UCF (1/18/25)
2, at Iowa State (2/28/24)
2, vs. Arkansas-Pine Bluff (11/30/23)
2, vs. Nebraska (11/24/22)

Minutes Played

41:20, at #12/11 Kansas (1/25/25)

indicates accomplished at Oklahoma

SENIOR (2025-26)

Made his season debut against Lehigh in season opener in Fertitta Center... Finished with 12 points, five rebounds, five assists and a steal in win over Mountain Hawks (11/3)... Finished with 11 points, three rebounds and a game-high six assists with only one turnover in more than 39 minutes in home win over Towson... Drained a 3-pointer at 14:32 mark in first half to move past 1,000 points in his total collegiate career (11/8).

2025-26 GAME-by-GAME STATISTICS (3-0 • 0-0 Big 12)

Date	Opponent	GS	Min	FG-A	3FG-FGA	FT-FTA	OR-DR	Tot	PF	A	TO	Blk	Stl	Pts
11/3/25	LEHIGH	*	36:43	5-17	1-5	1-2	0-5	5	1	5	2	0	1	12
11/8/25	TOWSON	*	39:16	4-14	3-12	0-0	1-2	3	2	6	1	0	1	11
11/12/25	OAKLAND	*	25:52	1-6	1-5	0-0	1-2	3	1	3	1	0	2	3
11/16/25	vs. Auburn													
11/20/25	TOWSON													
11/24/25	vs. Syracuse													
11/25/25	vs. Tennessee													
11/26/25	vs. TBA													
12/6/25	vs. Florida State													
12/10/25	JACKSON STATE													
12/13/25	NEW ORLEANS													
12/20/25	vs. Arkansas													
12/29/25	MIDDLE TENNESSEE													
1/3/26	* at Cincinnati													
1/6/26	* TEXAS TECH													
1/10/26	* at Baylor													
1/13/26	* WEST VIRGINIA													
1/18/26	* ARIZONA STATE													
1/24/26	* at Texas Tech													
1/28/26	* at TCU													
1/31/26	* CINCINNATI													
2/4/26	* UCF													
2/7/26	* at BYU													
2/10/26	* at Utah													
2/14/26	* KANSAS STATE													
2/16/26	* at Iowa State													
2/21/26	* ARIZONA													
2/23/26	* at Kansas													
2/28/26	* COLORADO													
3/4/26	* BAYLOR													
3/7/26	* at Oklahoma State													

CAREER STATISTICS

Year	W-L	GP-GS	MP	FG-FGA	Pct	3P-A	Pct	FT-FTA	Pct	Off-Def	Reb - Avg	PF-DQ	Ast	TO	Blk	Stl	Pts - Avg
2022-23 (OU)	15-17	32-24	909	94-200	.470	29-71	.408	26-34	.765	6-81	87 - 2.7	68-1	96	69	6	24	243 - 7.6
2023-24 (OU)	20-12	32-32	1,015	114-291	.392	34-115	.296	25-37	.676	8-101	109 - 3.4	51-1	139	65	9	38	287 - 9.0
2024-25	35-5	40-40	1,261	173-382	.453	62-145	.428	47-60	.783	14-108	122 - 3.1	80-3	170	57	3	36	455 - 11.4
2025-26	3-0	2-2	76	9-31	.290	4-17	.235	1-2	.500	1-7	8 - 4.0	3-0	11	3	0	2	23 - 11.5
UH Totals	38-5	42-42	1,337	182-413	.441	66-162	.407	48-62	.774	15-115	130 - 3.1	83-3	181	60	3	38	478 - 11.4
OU Totals	35-29	64-56	1,924	208-491	.424	63-186	.339	51-71	.718	14-182	196 - 3.1	119-2	235	134	15	62	530 - 8.3
Totals	73-34	106-98	3,267	390-904	.431	129-348	.371	99-133	.744	29-297	326 - 3.1	202-5	418	194	18	100	1,008 - 9.5

UZAN's 2024-25 GAME-BY-GAME (35-5 • 19-1 Big 12)

Opponent	GS	Min	FG-A	3FG-A	FT-A	O-D-T	PF	A	TO	Blk	Stl	Pts
JACKSON STATE	*	25:38	3-6	2-4	0-0	0-7-7	1	10	2	1	4	8
vs. #11/11 Auburn	*	31:27	5-10	0-1	0-0	1-1-2	5	4	3	0	0	10
LOUISIANA	*	21:12	5-9	2-3	1-1	0-4-4	0	5	0	0	2	13
rv/- HOFSTRA	*	21:32	1-5	0-2	2-2	1-4-5	0	6	2	0	0	4
vs. #9/9 Alabama	*	11:51	2-5	1-1	0-0	1-0-1	5	1	2	0	0	5
vs. Notre Dame	*	37:26	4-11	2-5	0-0	0-3-3	0	9	1	0	1	10
vs. San Diego State	*	36:00	4-9	2-3	0-0	0-2-2	5	3	3	0	0	10
BUTLER	*	24:46	6-11	1-3	0-0	1-1-2	4	3	1	0	2	13
TROY	*	20:57	1-7	0-2	0-1	1-0-1	1	5	0	0	0	2
TOLEDO	*	26:45	3-13	1-7	3-4	0-5-5	1	4	1	1	1	10
TEXAS A&M CORPUS CHRISTI	*	25:14	4-5	2-2	2-2	0-2-2	0	6	1	0	0	12
* at Oklahoma State	*	35:53	5-10	2-6	0-0	1-5-6	3	4	1	0	2	12
* BYU	*	31:04	2-9	2-6	1-2	0-2-2	0	8	0	0	2	7
* TCU	*	30:04	4-6	1-3	0-0	0-3-3	2	3	2	0	3	9
* at Kansas State	*	28:29	4-6	0-0	0-0	1-2-3	2	2	1	0	0	8
* rv/#25 WEST VIRGINIA	*	34:44	3-8	1-4	1-1	1-6-7	0	4	0	0	2	8
* at UCF	*	35:22	4-11	0-2	0-0	0-3-3	1	5	0	1	1	8
* UTAH	*	24:33	6-9	2-4	0-0	1-0-1	2	5	1	0	1	14
* at #12/11 Kansas	*	41:20	6-11	2-4	3-5	0-9-9	4	9	0	0	1	17
* at rv/rv West Virginia	*	37:33	4-10	2-4	0-0	0-0-0	4	2	2	0	1	10
* #22/19 TEXAS TECH	*	37:29	4-12	1-5	1-2	0-1-1	2	2	4	0	1	10
* OKLAHOMA STATE	*	35:54	6-10	3-4	2-2	0-2-2	3	5	0	0	0	17
* at Colorado	*	37:12	4-10	2-2	2-5	1-4-5	0	3	1	0	1	12
* rv/rv BAYLOR	*	34:10	4-9	1-5	3-4	0-2-2	2	6	0	0	2	12
* at #13/13 Arizona	*	38:06	8-12	1-1	2-2	0-2-2	1	1	1	0	3	19
* at Arizona State	*	34:06	3-9	3-6	0-0	0-3-3	3	5	1	0	0	9
* #8/8 IOWA STATE	*	36:14	7-10	3-5	2-2	0-4-4	2	1	4	0	1	19
* at #10/10 Texas Tech	*	34:57	8-15	3-4	3-4	1-1-2	2	2	3	0	2	22
* CINCINNATI	*	33:31	3-9	0-2	0-0	0-3-3	1	2	4	0	2	6
* KANSAS	*	22:58	4-10	2-4	0-0	0-0-0	3	2	1	0	0	10
* at Baylor	*	31:03	5-13	1-6	1-2	1-1-2	3	3	2	0	0	12
vs. (16) Colorado	*	27:51	5-8	2-3	2-2	0-2-2	2	1	3	0	0	14
vs. #17/18 (4) BYU	*	35:36	4-9	1-3	5-6	0-3-3	0	5	0	0	0	14
vs. rv/#24 (3) Arizona	*	36:48	8-16	4-6	5-5	0-4-4	4	4	0	0	0	25
vs. (16) SIUE	*	22:32	6-7	2-2	2-2	0-3-3	1	3	0	0	0	16
vs. #24/23 (8) Gonzaga	*	37:22	2-7	1-2	2-2	0-2-2	1	8	3	0	1	7
vs. #22/22 (4) Purdue	*	38:39	8-17	6-9	0-0	0-3-3	1	6	4	0	0	22
vs. #6/6 (2) Tennessee	*	34:10	3-9	0-2	0-0	0-3-3	2	3	1	0	1	6
vs. #1/1 (1) Duke	*	28:05	3-10	1-4	0-0	1-2-3	4	2	2	0	0	7
vs. #3/3 (1) Florida	*	34:59	2-9	0-4	2-2	1-4-5	3	1	1	0	0	6

UZAN's 2023-24 GAME-BY-GAME at OKLAHOMA (20-12 • 8-10 Big 12)

Opponent	GS	Min	FG-A	3FG-A	FT-A	O-D-T	PF	A	TO	Blk	Stl	Pts
CENTRAL MICHIGAN	*	30:31	2-6	1-2	1-2	0-2-2	2	4	4	1	0	6
MISSISSIPPI VALLEY STATE	*	26:59	3-10	1-5	0-0	0-3-3	0	3	1	0	1	7
TEXAS STATE	*	24:10	3-6	1-3	1-2	0-4-4	0	5	2	0	1	8
UTRIORGRADE VALLEY	*	29:03	3-15	0-5	2-2	0-2-2	3	2	4	0	3	8
vs. Iowa	*	32:17	2-7	0-3	0-0	0-5-5	3	9	0	0	0	4
vs. USC	*	30:50	4-11	2-5	0-0	0-4-4	0	4	1	0	1	10
ARKANSAS-PINE BLUFF	*	29:51	3-8	3-7	0-0	0-2-2	2	8	1	2	1	9
PROVIDENCE	*	34:05	8-12	0-0	1-1	2-10-12	1	0	1	1	4	17
vs. Arkansas	*	32:53	4-10	1-4	2-2	0-2-2	2	2	3	0	3	11
GREEN BAY	*	24:23	2-7	0-3	0-0	0-3-3	0	4	3	0	3	4
vs. #11/13 North Carolina	*	32:17	4-8	1-3	1-4	1-4-5	0	2	2	1	0	10
CENTRAL ARKANSAS	*	29:28	1-4	0-1	1-2	0-3-3	1	2	0	0	3	3
MONMOUTH	*	29:28	3-6	2-5	2-2	0-1-1	3	8	1	0	1	10
rv/rv IOWA STATE	*	31:05	5-9	2-5	0-0	0-4-4	1	5	3	0	0	12
* at rv/rv TCU	*	36:10	6-12	1-3	0-0	0-7-7	1	10	1	1	0	13
* at #3/3 Kansas	*	31:52	6-13	2-5	1-1	0-1-1	1	3	1	0	0	15
* WEST VIRGINIA	*	35:43	3-7	1-4	1-2	0-4-4	1	5	2	0	0	8
* at Cincinnati	*	29:10	1-6	0-1	0-0	1-3-4	4	3	2	0	1	2
* rv/rv TEXAS	*	29:45	4-12	1-3	0-0	0-1-1	2	4	1	0	4	9
* #20/21 TEXAS TECH	*	30:14	5-14	2-5	1-2	1-1-2	4	5	0	0	0	13
* at Kansas State	*	35:30	0-4	0-2	2-2	0-4-4	0	8	2	0	2	2
* at UCF	*	30:16	2-8	1-3	0-0	0-2-2	3	2	4	0	0	5
* #21/19 BYU	*	33:36	6-12	2-6	2-2	0-5-5	1	4	1	0	0	16
* OKLAHOMA STATE	*	33:41	3-5	1-2	1-2	0-4-4	0	6	3	0	0	8
* at #12/13 Baylor	*	30:43	4-8	1-4	0-0	0-2-2	3	4	5	0	0	9
* #6/7 KANSAS	*	35:40	3-12	2-4	3-4	0-5-5	1	4	1	0	2	11
* at Oklahoma State	*	40:21	6-15	1-7	1-1	0-2-2	1	2	2	0	1	14
* at #8/6 Iowa State	*	34:39	3-9	2-3	0-0	0-4-4	2	3	5	2	1	8
* #1/1 HOUSTON	*	34:52	3-6	0-1	0-0	1-2-3	1	4	0	1	1	6
* CINCINNATI	*	24:04	1-10	0-2	0-0	1-1-2	5	3	4	0	1	2
* at Texas	*	32:42	5-10	1-5	1-1	1-2-3	1	7	1	0	1	12
vs. TCU	*	37:43	6-9	2-4	1-3	0-2-2	2	4	4	0	3	15

UZAN's 2022-23 GAME-BY-GAME at OKLAHOMA (15-17 • 5-13 Big 12)

Opponent	GS	Min	FG-A	3FG-A	FT-A	O-D-T	PF	A	TO	Blk	Stl	Pts
SAM HOUSTON	*	19:51	1-1	0-0	2-2	0-0-0	3	1	4	1	1	4
ARKANSAS-PINE BLUFF	*	28:29	4-5	1-1	2-2	0-2-2	2	2	3	0	3	11
UNCW	*	17:51	1-1	0-0	0-0	0-1-1	3	5	0	0	0	2
SOUTH ALABAMA	*	15:00	1-1	1-1	0-0	0-0-0	1	0	0	0	0	3
vs. Nebraska	*	14:23	1-3	0-0	0-0	0-0-0	1	0	0	2	0	2
vs. Seton Hall	*	21:40	1-4	0-1	2-2	1-0-1	1	5	0	0	2	4
vs. Mississippi	*	18:20	1-2	0-0	0-0	0-3-3	0	1	1	1	1	2
at Villanova	*	15:57	0-1	0-1	0-0	0-1-1	1	2	0	0	0	0
KANSAS CITY	*	28:31	5-6	1-2	0-0	0-1-1	0	5	3	0	2	11
vs. #9/9 Arkansas	*	34:11	7-11	1-2	0-1	0-2-2	4	5	1	0	0	15
CENTRAL ARKANSAS	*	25:27	0-4	0-1	0-0	0-4-4	1	9	2	0	0	0
vs. Florida	*	33:18	3-7	0-1	0-0	0-9-9	1	5	3	0	1	6
* #6/6 TEXAS	*	32:14	2-4	1-2	0-0	0-2-2	2	5	3	0	0	5
* #25/25 IOWA STATE	*	31:48	2-6	0-2	0-0	2-2-4	0	4	4	0	2	4
* at -/rv Texas Tech	*	36:32	7-10	2-2	2-2	0-3-3	3	3	4	0	1	18
* at #2/2 Kansas	*	35:05	4-8	1-3	2-2	0-5-5	5	1	1	0	0	11
* WEST VIRGINIA	*	38:02	5-7	1-3	0-2	0-9-9	4	5	4	1	1	11
* at Oklahoma State	*	32:15	4-7	0-0	0-0	0-4-4	2	1	4	0	1	8
* #21/22 BAYLOR	*	27:59	2-5	1-3	0-0	1-1-2	2	4	2	0	1	5
* at #11/11 TCU	*	25:47	1-10	0-3	0-0	0-1-1	2	3	4	0	0	2
#2/2 ALABAMA	*	34:52	1-1	1-1	2-2	0-2-2	1	3	1	0	0	5
* OKLAHOMA STATE	*	27:36	4-10	1-5	2-2	0-4-4	3	1	1	0	0	11
* at rv/- West Virginia	*	23:36	1-8	0-3	0-0	0-3-3	3	2	3	0	0	2
* at #14/12 Baylor	*	29:33	4-11	3-6	0-1	0-3-3	2	0	3	0	1	11
* #9/8 KANSAS	*	30:43	3-8	0-2	0-0	1-1-2	4	0	5	0	3	6
* #12/14 KANSAS STATE	*	26:57	5-8	3-5	0-0	0-1-1	4	2	1	0	0	13
* at #6/5 Texas	*	39:54	6-11	1-3	2-3	0-2-2	3	4	3	0	2	15
* TEXAS TECH	*	36:06	3-7	2-4	2-2	0-2-2	2	1	2	0	2	10
* at #23/21 Iowa State	*	34:30	2-6	2-3	1-2	0-1-1	1	7	3	0	0	7
* at #11/11 Kansas State	*	33:41	7-16	3-5	3-3	0-3-3	4	5	0	0	0	20
* #22/22 TCU	*	33:04	4-6	1-3	3-4	0-6-6	0	2	2	0	0	12
vs. Oklahoma State	*	32:57	2-5	2-3	1-2	1-3-4	3	3	2	1	0	7



#3 RAMON WALKER Jr.

Guard

6-5 • 215 • r-Senior-4L (RS '24-25)

Pearland, Texas (Shadow Creek HS)

2025 UH Graduate in Integrated Studies

Post-baccalaureate work in Health

📷 ramonwalkerjr X ramonwalker04

CAREER HIGHS

Points

13, at Temple (1/2/22)

Field Goals Made

4, done five times; Most recently vs. Jackson State (11/4/24)

Field Goal Attempts

10, at Temple (1/2/22)

3-Point Field Goals Made

3, done three times; Most recently vs. Tulane (3/12/22)

3-Point Field Goal Attempts

6, vs. Tulane (2/2/22)
6, at Temple (1/2/22)

Free Throws Made

4, vs. UCF (1/20/24)

Free Throw Attempts

6, vs. Jackson State (12/9/23)

Rebounds

7, vs. Texas A&M-Corpus Christi (11/11/23)
7, vs. ULM (11/6/23)
7, vs. rv/rv SMU (2/27/22)

Offensive Rebounds

4, vs. ULM (11/6/23)

Defensive Rebounds

6, at Tulsa (1/15/22)

Assists

2, done seven times; Most recently vs. Oakland (11/12/25)

Steals

2, vs. Louisiana (11/13/24)
2, vs. Penn (12/30/23)
2, vs. Oklahoma State (12/18/21)

Blocked Shots

1, vs. Cincinnati (3/1/22)
1, at Wichita State (2/20/22)

Minutes Played

37:01, at Temple (1/2/22)

REDSHIRT SENIOR (2025-26)

Made his season debut against Lehigh in season opener in Fertitta Center... Finished with four rebounds, including three offensive boards, in win over Mountain Hawks (11/3)... Led Houston with six rebounds, including three offensive boards and added a pair of assists in home win over Oakland (11/12).

2025-26 GAME-by-GAME STATISTICS (3-0 • 0-0 Big 12)

Date	Opponent	GS	Min	FG-A	3FG-FGA	FT-FTA	OR-DR	Tot	PF	A	TO	Blk	Stl	Pts
11/3/25	LEHIGH		7:15	0-2	0-1	0-0	3-1	4	1	0	0	0	0	0
11/8/25	TOWSON		10:31	0-2	0-2	0-0	0-0	0	3	1	1	0	0	0
11/12/25	OAKLAND		15:06	0-1	0-1	0-0	3-3	6	1	2	0	0	0	0
11/16/25	vs. Auburn													
11/20/25	TOWSON													
11/24/25	vs. Syracuse													
11/25/25	vs. Tennessee													
11/26/25	vs. TBA													
12/6/25	vs. Florida State													
12/10/25	JACKSON STATE													
12/13/25	NEW ORLEANS													
12/20/25	vs. Arkansas													
12/29/25	MIDDLE TENNESSEE													
1/3/26	* at Cincinnati													
1/6/26	* TEXAS TECH													
1/10/26	* at Baylor													
1/13/26	* WEST VIRGINIA													
1/18/26	* ARIZONA STATE													
1/24/26	* at Texas Tech													
1/28/26	* at TCU													
1/31/26	* CINCINNATI													
2/4/26	* UCF													
2/7/26	* at BYU													
2/10/26	* at Utah													
2/14/26	* KANSAS STATE													
2/16/26	* at Iowa State													
2/21/26	* ARIZONA													
2/23/26	* at Kansas													
2/28/26	* COLORADO													
3/4/26	* BAYLOR													
3/7/26	* at Oklahoma State													

CAREER STATISTICS

Year	W-L	GP-GS	MP	FG-FGA	Pct	3P-A	Pct	FT-FTA	Pct	Off-Def	Reb - Avg	PF-DQ	Ast	TO	Blk	Stl	Pts - Avg
2021-22	24-4	28-2	517	28-82	.341	17-62	.274	16-19	.842	22-53	75 - 2.7	46-0	14	15	3	10	89 - 3.2
2022-23	9-1	10-0	151	10-28	.357	4-15	.267	5-7	.714	7-18	25 - 2.5	16-1	4	6	0	2	29 - 2.9
2023-24	23-4	27-0	297	14-41	.341	7-23	.304	18-28	.643	29-49	78 - 2.9	30-0	9	8	0	9	53 - 2.0
2024-25	6-2	8-0	92	6-12	.500	2-4	.500	2-3	.667	6-13	19 - 2.4	5-0	0	1	2	2	16 - 2.0
2025-26	3-0	2-0	18	0-4	.000	0-3	.000	0-0	.000	3-1	4 - 2.0	4-0	1	1	0	0	0 - 0.0
Totals	65-11	75-2	1,075	58-167	.347	30-107	.280	41-57	.719	67-134	201 - 2.7	101-1	28	31	5	23	187 - 2.5

WALKER Jr.'s 2024-25 GAME-BY-GAME (6-2 • 0-0 Big 12)

Opponent	GS	Min	FG-A	3FG-A	FT-A	O-D-T	PF	A	TO	Blk	Stl	Pts
JACKSON STATE	18:34	4-6	1-2	1-1	0-4-4	0	0	0	0	0	0	10
vs. #11/11 Auburn	1:57	0-0	0-0	0-0	0-0-0	1	0	0	0	0	0	0
LOUISIANA	16:26	1-2	0-1	0-0	2-3-5	0	0	0	0	0	2	2
rv/- HOFSTRA	14:35	1-2	1-1	0-0	0-3-3	1	0	1	1	0	3	3
vs. #9/9 Alabama	7:08	0-0	0-0	0-0	2-1-3	1	0	0	0	0	0	0
vs. Notre Dame	4:35	0-0	0-0	0-0	0-0-0	0	0	0	0	0	0	0
vs. San Diego State	DNP – Coach's Decision											
BUTLER	18:12	0-0	0-0	0-0	2-1-3	2	0	0	0	0	0	2
TROY	10:56	0-2	0-0	1-2	0-1-1	0	0	0	1	0	1	1

Sat out for the remainder of the season with hand injury

WALKER Jr.'s 2023-24 GAME-BY-GAME (23-4 • 10-3 Big 12)

Opponent	GS	Min	FG-A	3FG-A	FT-A	O-D-T	PF	A	TO	Blk	Stl	Pts
ULM	16:36	1-3	1-2	2-2	4-3-7	2	2	0	0	0	0	5
TEXAS&M-CORPUSCHRISTI	13:37	3-6	2-3	0-2	2-5-7	2	0	0	0	0	1	8
STETSON	13:48	1-1	0-0	0-0	1-2-3	3	1	1	0	0	0	2
vs. Towson	6:18	0-2	0-0	0-0	2-2-4	2	0	1	0	0	0	0
vs. Utah	DNP – Coach's Decision											
vs. Dayton	1:38	0-0	0-0	2-2	0-0-0	0	0	0	0	0	0	2
MONTANA	17:58	0-2	0-1	1-2	2-2-4	1	1	0	0	0	0	1
at Xavier	1:34	0-0	0-0	0-0	0-0-0	2	0	0	0	0	0	0
RICE	10:08	1-2	0-0	0-1	1-2-3	0	0	0	0	0	0	2
JACKSON STATE	8:51	0-0	0-0	3-6	1-1-2	1	0	1	0	1	3	3
vs. rv/rv Texas A&M	DNP – Coach's Decision											
TEXAS STATE	20:33	2-6	0-3	0-0	2-4-6	4	1	1	0	1	4	4
PENN	24:19	0-2	0-2	0-0	3-3-6	3	1	0	0	2	0	0
* WEST VIRGINIA	14:27	2-2	1-1	0-0	1-4-5	1	0	0	0	1	5	5
* at rv/rv Iowa State	5:28	0-0	0-0	0-0	0-1-1	0	0	1	0	0	0	0
* at rv/rv TCU	5:12	0-1	0-1	0-0	0-1-1	2	0	0	0	0	0	0
* #25/25 TEXAS TECH	10:06	1-4	1-3	0-0	3-1-4	0	0	0	0	0	0	3
* UCF	18:38	1-1	1-1	4-5	1-2-3	1	2	1	0	0	7	7
* at #21/19 BYU	6:36	0-0	0-0	0-0	0-1-1	0	0	0	0	0	0	0
* rv/rv KANSAS STATE	11:58	0-1	0-0	1-2	0-1-1	1	0	0	0	0	1	1
* at rv/rv Texas	4:12	0-0	0-0	0-0	0-1-1	1	0	0	0	0	0	0
* at #8/9 Kansas	3:38	0-1	0-1	0-0	0-0-0	0	0	0	0	0	0	0
* OKLAHOMA STATE	22:05	0-0	0-0	0-0	2-4-6	0	1	0	0	0	0	0
* at Cincinnati	3:57	0-0	0-0	0-0	0-1-1	0	0	0	0	0	0	0
* rv/- TEXAS	11:41	0-1	0-1	2-2	1-3-4	0	0	0	0	0	0	2
* #6/6 IOWA STATE	9:24	0-1	0-1	2-2	0-1-1	0	0	0	1	0	2	2
* at #11/11 Baylor	DNP – Injury											
* CINCINNATI	DNP – Injury											
* at rv/rv Oklahoma	DNP – Injury											
* at UCF	DNP – Injury											
* #14/15 KANSAS	DNP – Injury											
vs. (8) TCU	DNP – Injury											
vs. #25/23 (4) Texas Tech	DNP – Injury											
vs. #7/8 (2) Iowa State	DNP – Injury											
vs. (16) Longwood	14:04	0-1	0-0	1-2	2-0-2	3	0	0	0	2	2	2
vs. (9) Texas A&M	7:06	1-1	0-0	0-0	1-1-2	1	0	0	0	0	2	2
vs. #13/14 (4) Duke	13:16	1-3	1-3	0-0	0-3-3	0	0	1	0	0	3	3

WALKER Jr.'s 2022-23 GAME-BY-GAME (9-1 • 1-0 American)

Opponent	GS	Min	FG-A	3FG-A	FT-A	O-D-T	PF	A	TO	Blk	Stl	Pts
NORTHERN COLORADO	13:38	1-2	1-2	0-0	0-1-1	3	2	0	0	0	0	3
vs. Saint Joseph's	18:09	3-6	2-4	1-2	2-2-4	5	0	0	0	1	9	9
ORAL ROBERTS	20:20	0-1	0-1	0-0	2-4-6	1	0	2	0	0	0	0
TEXAS SOUTHERN	17:47	3-6	1-3	0-0	1-3-4	2	1	0	0	1	7	7
at rv/rv Oregon	7:18	0-0	0-0	2-3	0-0-0	0	0	0	0	0	0	2
KENT STATE	DNP – Illness											
NORFOLK STATE	DNP – Illness											
vs. -/rv Saint Mary's (Calif.)	DNP – Coach's Decision											
NORTH FLORIDA	21:05	0-4	0-3	2-2	0-3-3	2	0	2	0	0	0	2
#8/10 ALABAMA	16:33	0-2	0-1	0-0	1-3-4	3	0	0	0	0	0	3
NORTH CAROLINA A&T	10:18	3-5	0-0	0-0	0-1-1	0	0	2	0	0	0	6
at #2/2 Virginia	DNP – Coach's Decision											
McNEESE	15:36	0-1	0-0	0-0	1-0-1	0	1	0	0	0	0	0
* at Tulsa	9:52	0-1	0-1	0-0	0-1-1	0	0	0	0	0	0	0

Sat out for the remainder of the season

WALKER Jr.'s 2021-22 GAME-BY-GAME (24-4 • 15-3 American)

Opponent	GS	Min	FG-A	3FG-A	FT-A	O-D-T	PF	A	TO	Blk	Stl	Pts
HOFSTRA	DNP – Coach's Decision											
RICE	DNP – Injury											
rv/#25 VIRGINIA	DNP – Injury											
vs. Butler	DNP – Injury											
vs. Wisconsin	DNP – Injury											
vs. rv/#23 Oregon	DNP – Injury											
NORTHWESTERN STATE	DNP – Injury											
BRYANT	DNP – Injury											
ALCORN STATE	DNP – Injury											
at #9/9 Alabama	DNP – Injury											
LOUISIANA	7:09	0-3	0-2	0-0	0-0-0	1	0	0	0	0	0	0
vs. Oklahoma State	17:25	0-0	0-0	3-4	0-1-1	1	0	1	0	2	3	3
TEXAS STATE	22:39	2-4	1-3	0-0	1-4-5	1	1	0	0	0	0	5
* CINCINNATI	Postponed											
* at Temple	* 37:01	4-10	3-6	2-2	1-2-3	0	0	1	0	1	13	13
* at South Florida	19:11	0-4	0-4	0-0	0-1-1	1	1	1	0	0	0	0
* WICHITA STATE	12:20	1-4	1-4	2-2	0-1-1	1	1	0	0	1	5	5
* at Tulsa	30:45	1-5	0-4	0-0	0-6-6	4	1	1	0	0	2	2
* SOUTH FLORIDA	* 22:27	1-7	0-5	0-0	2-3-5	3	2	0	0	0	0	2
* EAST CAROLINA	17:01	1-2	1-2	0-0	1-5-6	4	0	0	0	0	3	3
* at UCF	9:28	1-1	0-0	0-0	0-0-0	3	0	0	0	1	2	2
* TULANE	25:21	4-9	1-6	2-2	3-1-4	2	0	1	0	0	11	11
* at Cincinnati	20:33	0-2	0-2	0-0	0-1-1	1	1	0	0	0	0	0
* at -/rv SMU	13:08	0-0	0-0	0-0	0-1-1	1	0	1	0	0	0	0
* MEMPHIS	11:04	0-1	0-1	0-0	1-0-1	0	0	0	0	0	0	0
* UCF	13:15	2-2	2-2	2-3	0-1-1	2	0	1	0	1	8	8
* at Wichita State	31:09	4-6	3-5	0-0	2-0-2	2	0	1	1	0	11	11
* at Tulane	20:02	1-4	1-4	0-0	1-4-5	1	2	0	0	0	3	3
* rv/rv SMU	22:10	0-1	0-1	0-1	2-5-7	3	0	0	0	0	0	0
* CINCINNATI	19:07	0-3	0-2	0-0	0-1-1	3	0	2	1	0	0	0
* TEMPLE	13:12	0-0	0-0	0-0	3-1-4	0	0	1	0	0	0	0
* at Memphis	12:52	0-1	0-1	0-0	1-2-3	2	1	2	0	1	0	0
vs. Cincinnati	13:06	0-0	0-0	3-3	0-1-1	2	1	0	0	0	3	3
vs. Tulane	23:19	4-7	3-4	0-0	1-5-6	1	1	1	0	1	11	11
vs. Memphis	19:40	0-2	0-2	0-0	1-0-1	0	0	1	0	0	0	0
vs. UAB	16:28	0-1	0-1	2-2	2-4-6	3	2	0	0	1	2	2
vs. #19/16 Illinois	11:55	0-0	0-0	0-0	0-0-0	1	0	0	0	0	0	0
vs. #2/2 Arizona	26:30	2-3	1-2	0-0	0-3-3	2	0	0	1	1	5	5
vs. #6/5 Villanova	8:45	0-0	0-0	0-0	0-0-0	1	0	0	0	0	0	0

THE LAST TIME...

A TEAM...

Poll Rankings

Was ranked in one national poll

#1 (1,462 pts.), Associated Press (Nov. 10, 2025)
#2 (746 pts.), USA TODAY Sports Coaches (Nov. 10, 2025)
Was ranked in both national polls
#1 (1,462 pts.), Associated Press (Nov. 10, 2025)
#2 (746 pts.), USA TODAY Sports Coaches (Nov. 10, 2025)

Received points in one national poll

#1 (1,462 pts.), Associated Press (Nov. 10, 2025)
#2 (746 pts.), USA TODAY Sports Coaches (Nov. 10, 2025)
Received points in both national polls
#1 (1,462 pts.), Associated Press (Nov. 10, 2025)
#2 (746 pts.), USA TODAY Sports Coaches (Nov. 10, 2025)

Received 50+ first-place votes in one national poll

52, Associated Press (March 11, 2024)

Received 40+ first-place votes in one national poll

52, Associated Press (March 11, 2024)

Received 35+ first-place votes in one national poll

52, Associated Press (March 11, 2024)

Received 30+ first-place votes in one national poll

52, Associated Press (March 11, 2024)

Received 20+ first-place votes in one national poll

52, Associated Press (March 11, 2024)
29, USA TODAY Sports Coaches (March 11, 2024)

Received 10+ first-place votes in one national poll

18, Associated Press (Nov. 10, 2025)
12, USA TODAY Sports Coaches (Preseason 2025-26)

Received 10+ first-place votes in both national polls

18, Associated Press (Nov. 10, 2025)
12, USA TODAY Sports Coaches (Preseason 2025-26)

Received 5+ first-place votes in one national poll

18, Associated Press (Nov. 10, 2025)
7, USA TODAY Sports Coaches (Nov. 10, 2025))

Received 5+ first-place votes in both national polls

18, Associated Press (Nov. 10, 2025)
7, USA TODAY Sports Coaches (Nov. 10, 2025))

Received a first-place vote in one national poll

18, Associated Press (Nov. 10, 2025)
7, USA TODAY Sports Coaches (Nov. 10, 2025))

Received a first-place vote in both national polls

18, Associated Press (Nov. 10, 2025)
7, USA TODAY Sports Coaches (Nov. 10, 2025))

NET Rankings

Was ranked #1 in NET ranking

#1, through March 17, 2024

Was ranked in Top Five in NET ranking

#2, through April 7, 2025 (Final)

Was ranked in Top 10 in NET ranking

#2, through April 7, 2025 (Final)

Was ranked in Top 25 in NET ranking

#2, through April 7, 2025 (Final)

vs. Ranked Teams

Played a ranked team

L, 63-65, vs. #3/3 (1) Florida,
NCAA Tournament National Championship
Game (4/7/25)

Beat a ranked team at home

W, 68-59, vs. #8/8 Iowa State (2/2/25)

Beat a ranked team on road

W, 69-61, at #10/10 Texas Tech (2/24/25)

Beat a ranked team at neutral site

W, 70-67, vs. #1/1 (1) Duke,
NCAA Tournament Final Four (4/5/25)

Lost to a ranked team at home

L, 65-71, vs. #8/10 Alabama (12/10/22)

Lost to a ranked team on road

L, 65-78, at #8/9 Kansas (2/3/24)

Lost to a ranked team at neutral site

L, 63-65, vs. #3/3 (1) Florida,
NCAA Tournament National Championship
Game (4/7/25)

Winning Streaks

Won 5+ straight games

18 (2/4 – 4/7/25)

Won 10+ straight games

18 (2/4 – 4/7/25)

Won 15+ straight games

18 (2/4 – 4/7/25)

Won 20+ straight games

26 (12/17/82 – 4/4/83)

Won 25+ straight games

26 (12/17/82 – 4/4/83)

Won 30+ straight games

32 (3/25/67 – 3/16/68)

Losing Streaks

Lost 5+ straight games

6 (2/5/ – 3/1/15)

Lost 10+ straight games

11 (1/31 – 3/4/98)

Buzzer Beaters

Won on buzzer beater

UH: 62-60, layup from left side,
by Milos Uzan, vs. #22/22 (4) Purdue,
NCAA Tournament Midwest Regional;
Sweet 16 (3/28/25)
67-65, 18-foot jumper to right of free throw
line, by Jamal Shead, at Memphis (3/5/23)
(no time left on clock)
Opp: 72-71, jumper by T.J. Haws from right wing,
bounced off rim and in, vs. BYU (11/15/19)
(no time left on clock)

Margin of Victory

Won by 20+ Points

UH: (33) 78-45, vs. Oakland (11/12/25)
Opp: (28) 41-69, vs. #7/8 (2) Iowa State,
Phillips 66 Big 12 Championship Title Game
(3/16/24)

Won by 25+ Points

UH: (33) 78-45, 78-45, vs. Oakland (11/12/25)
Opp: (28) 41-69, vs. #7/8 (2) Iowa State,
Phillips 66 Big 12 Championship Title Game
(3/16/24)

Won by 30+ Points

UH: (33) 78-45, 78-45, vs. Oakland (11/12/25)
Opp: (37) 43-80, at rv/rv UConn (1/30/14)

Won by 35+ Points

UH: (38) 78-40, vs. (16) SIUE, NCAA Tournament
Midwest Region First Round (3/20/25)
Opp: (37) 43-80, at rv/rv UConn (1/30/14)

Won by 40+ Points

UH: (46) 91-45, vs. Louisiana (11/13/24)
Opp: (47) 63-110, at Washington (12/24/04)

Won by 45+ Points

UH: (46) 91-45, vs. Louisiana (11/13/24)
Opp: (47) 63-110, at Washington (12/24/04)

Won by 50+ Points

UH: (57) 97-40, vs. Jackson State (11/4/24)
Opp: Has not happened

Won by 55+ Points

UH: (57) 97-40, vs. Jackson State (11/4/24)
Opp: Has not happened

Won by 60+ Points

UH: (67) 111-44, vs. Bryant (12/3/21)
Opp: Has not happened

Won by 65+ Points

UH: (67) 111-44, vs. Bryant (12/3/21)
Opp: Has not happened

Won by 70+ Points

UH: (77) 158-81, vs. Valparaiso (2/24/68)
Opp: Has not happened

Won by 75+ Points

UH: (77) 158-81, vs. Valparaiso (2/24/68)
Opp: Has not happened

Scored 100 points and lost

L, 101-102 (20T), at Louisiana (1/13/88)

in Overtime

Played an overtime game

L, 81-82 (OT), vs. Texas Tech (2/1/25)

Played a double-overtime game

W, 92-86 (20T), at #12/11 Kansas (1/25/25)

Played a triple-overtime game

L, 92-101, at Tulsa (2/16/13)

Played a quadruple-overtime game

L, 77-78 (40T), at TCU (2/17/81)

Total Points

Scored 150+ points

UH: W, 158-81, vs. Valparaiso (2/24/68)
Opp: Has not happened

Scored 140+ points

UH: W, 145-78, vs. Texas Lutheran (12/8/81)
Opp: Has not happened

Scored 130+ points

UH: W, 131-62, vs. Florida Tech (11/22/05)
Opp: Has not happened

Scored 120+ points

UH: W, 131-62, vs. Florida Tech (11/22/05)
Opp: L, 101-121, at Bowling Green (3/1/75)

Scored 110+ points

UH: W, 111-44, vs. Bryant (12/3/21)
Opp: L, 99-112, at Nevada (11/21/09)

Scored 100+ points

UH: W, 100-95, vs. (9) Texas A&M,
NCAA Tournament South Region Round of 32,
(3/24/24)
Opp: W, 100-95, vs. (9) Texas A&M,
NCAA Tournament South Region Round of 32,
(3/24/24)

Scored 95+ points

UH: W, 97-40, vs. Jackson State (11/4/24)
Opp: W, 100-95, vs. (9) Texas A&M,
NCAA Tournament South Region Round of 32,
(3/24/24)

Scored 60 or fewer points

UH: L, 51-54, vs. #13/14 (4) Duke,
NCAA Tournament Sweet 16 (3/29/24)
Opp: W, 78-45, 78-45, vs. Oakland (11/12/25)

Scored 55 or fewer points

UH: L, 51-54, vs. #13/14 (4) Duke,
NCAA Tournament Sweet 16 (3/29/24)
Opp: W, 78-45, 78-45, vs. Oakland (11/12/25)

Scored 50 or fewer points

UH: L, 41-69, vs. #7/8 (2) Iowa State,
Phillips 66 Big 12 Championship Title Game
(3/16/24)
Opp: W, 78-45, 78-45, vs. Oakland (11/12/25)

Scored 45 or fewer points

UH: L, 41-69, vs. #7/8 (2) Iowa State,
Phillips 66 Big 12 Championship Title Game
(3/16/24)
Opp: W, 78-45, 78-45, vs. Oakland (11/12/25)

Scored 40 or fewer points

UH: L, 39-42, vs. Oklahoma City (12/15/51)
Opp: W, 78-40, vs. (16) SIUE, NCAA Tournament
Midwest Region First Round (3/20/25)

Scored 35 or fewer points

UH: L, 34-43, vs. Louisiana (12/10/47)
Opp: W, 84-31, vs. ULM (11/6/23)

Points in a Half

Scored 50+ points in a half

UH: 52 (1st), vs. (16) SIUE, NCAA Tournament
Midwest Region First Round (3/20/25)
(W, 78-40)
Opp: 50 (2nd), at Rice (11/19/19) (W, 97-89)

Scored 50+ points in both halves

UH: 52 (1st), 59 (2nd) vs. Bryant (12/3/21)
(W, 111-44)
Opp: 50 (1st), 54 (2nd), at UCF (3/7/14)
(L, 83-104)

Scored 55+ points in a half

UH: 59 (2nd), vs. Bryant (12/3/21) (W, 111-44)
Opp: 57 (1st), at #18/14 Louisville (1/16/14)
(L, 52-91)

Scored 55+ points in both halves

UH: 56 (1st, 2nd), vs. Houston Baptist (11/26/19)
(W, 112-73)

Scored 60+ points in a half

UH: 60 (2nd), vs. Northwestern State (11/30/21)
(W, 99-58)
Opp: 64, by Marshall, at C-USA Championship
(3/9/11)

Scored 60+ points in both halves

UH: 69 (1st); 62 (2nd), vs. Florida Tech (11/22/05)
(W, 131-62)
Opp: Has not happened

Scored 65+ points in a half

UH: 65 (2nd), at Rice (11/19/19) (W, 97-89)
Opp: 66 (2nd), by Purdue (Indianapolis)
(12/10/93) (L, 90-114)

Scored 65+ points in both halves

UH: 74 (1st); 84 (2nd), vs. Valparaiso (W, 158-81)
Opp: Has not happened

Scored 70+ points in a half

UH: 84 (2nd), vs. Valparaiso (2/24/68)
(W, 158-81)
Opp: Has not happened

Scored 70+ points in both halves

UH: 74 (1st); 84 (2nd), vs. Valparaiso (W, 158-81)
(2/24/68)
Opp: Has not happened

THE LAST TIME...

Scored 75+ points in a half

UH: 84 (2nd), vs. Valparaiso (2/24/68)
(W, 158-81)

Opp: Has not happened

Scored 80+ points in a half

UH: 84 (2nd), vs. Valparaiso (2/24/68) (W, 158-81)

Opp: Has not happened

Scored 85+ points in a half

UH: 85 (1st), vs. Texas Wesleyan (2/22/66)
(W, 152-108)

Opp: Has not happened

Scored 25 points or fewer in a half

UH: 18 (1st), vs. rv/— Hofstra (11/22/24)
(W, 80-44)

Opp: 17 (1st), 78-45, vs. Oakland (11/12/25)
(W, 75-48)

Scored 20 points or fewer in a half

UH: 18 (1st), vs. rv/— Hofstra (11/22/24)
(W, 80-44)

Opp: 17 (1st), vs. Oakland (11/12/25) (W, 75-48)

Scored 15 points or fewer in a half

UH: 15 (1st), at Southern Miss (1/13/12)
(L, 54-73)

Opp: 11 (1st), vs. Troy (12/10/24) (W, 62-42)
Houston school record

Scored 10 points or fewer in a half

UH: 10 (2nd), vs. rv/rv Tulsa (2/5/15) (L, 44-57)

Opp: Has not happened

Field Goal Percentage

Shot 70+ percent from field

UH: 70.0 (35-50), vs. Tennessee State (12/30/01)
(W, 91-60)

Opp: Has not happened

Shot 65+ percent from field

UH: 66.7 (0 (42-63), vs. East Carolina (2/25/18)
(W, 109-58)

Opp: 68.9 (31-45), at #8/9 Kansas (2/3/23)
(L, 67-78)

Shot 60+ percent from field

UH: 62.0 (44-71), vs. Bryant (12/3/21)
(W, 111-44)

Opp: 68.9 (31-45), at #8/9 Kansas (2/3/23)
(L, 67-78)

Shot 55 percent+ from field

UH: 53.2 (25-47), vs. #8/8 Iowa State (2/22/25)
(W, 68-59)

Opp: 57.9 (22-38), vs. rv/rv Baylor (2/10/25)
(W, 76-65)

Shot 50 percent+ from field

UH: 53.6 (30-56), vs. Cincinnati (3/1/25)
(W, 73-64)

Opp: 50.0 (26-52), vs. #24/23 (8) Gonzaga,
NCAA Tournament Midwest Region
Second Round (3/22/25) (W, 81-76)

Shot 35 percent or less from field

UH: 34.8 (24-69), vs. #3/3 (1) Florida,
NCAA Tournament National Championship
Game (4/7/25) (L, 63-65)

Opp: 31.4 (16-51), vs. Oakland (11/12/25)
(W, 75-48)

Shot 30 percent or less from field

UH: 26.8 (15-56), vs. #7/8 (2) Iowa State,
Phillips 66 Big 12 Championship Title Game
(3/16/24) (L, 41-69)

Opp: 28.8 (15-52), vs. #6/6 (2) Tennessee,
NCAA Tournament Midwest Region Elite Eight
(3/30/25) (W, 69-50)

Shot 25 percent or less from field

UH: 23.8 (15-63), vs. Kent State (11/26/22)
(W, 49-44)

Opp: 24.0 (12-50), vs. Troy (12/10/24) (W, 62-42)

Shot 20 percent or less from field

UH: TBD

Opp: 15.9 (7-44), vs. UCF (1/20/24) (W, 57-42)

3-Point Field Goals Made

Made 19+ 3-pointers

UH: 19, vs. Florida Tech (Nov. 22, 2005)
(W, 131-62)

Opp: Has not happened

Made 18+ 3-pointers

UH: 18, vs. East Carolina (2/25/18) (W, 109-58)

Opp: Has not happened

Made 17+ 3-pointers

UH: 18, vs. Norfolk State (11/29/22) (W, 100-52)

Opp: Has not happened

Made 16+ 3-pointers

UH: 16, vs. BYU (1/4/25) (W, 86-55)

Opp: Has not happened

Made 15+ 3-pointers

UH: 16, vs. BYU (1/4/25) (W, 86-55)

Opp: 15, at #18/14 Louisville (1/16/14) (L, 52-91)

Made 14+ 3-pointers

UH: 16, vs. BYU (1/4/25) (W, 86-55)

Opp: 14, vs. Vermont, Gulf Coast Showcase
Championship (11/23/16) (W, 72-71)

Made 13+ 3-pointers

UH: 16, vs. BYU (1/4/25) (W, 86-55)

Opp: 13, vs. Lamar (11/25/20)

Made 12+ 3-pointers

UH: 16, vs. BYU (1/4/25) (W, 86-55)

Opp: 12, vs. #22/19 Texas Tech (2/1/25)
(L, 81-82 OT)

Made 11+ 3-pointers

UH: 11, at Arizona State (2/18/25) (W, 80-65)

Opp: 12, vs. #22/19 Texas Tech (2/1/25)
(L, 81-82 OT)

Made 10+ 3-pointers

UH: 10, vs. #1/1 (1) Duke,
NCAA Tournament Final Four (4/5/25)
(W, 70-67)

Opp: 12, vs. #22/19 Texas Tech (2/1/25)
(L, 81-82 OT)

Made 3 or fewer 3-pointers

UH: 3, at UCF (1/18/25) (W, 69-68)

Opp: 3, vs. Oakland (11/12/25) (W, 75-48)

Made 2 or fewer 3-pointers

UH: 2, vs. #13/14 (4) Duke,
NCAA Tournament Sweet 16 (3/29/24)
(L, 51-54)

Opp: 2, vs. (16) SIUE, NCAA Tournament
Midwest Region First Round (3/20/25)
(W, 78-40)

Made 1 or fewer 3-pointers

UH: 1, vs. #6/5 Villanova, NCAA Tournament
Elite Eight (3/26/22) (L, 44-50)

Opp: 1, vs. Norfolk State (11/29/22) (W, 100-52)

Did not make a 3-pointer

UH: vs. Saint Louis (3/7/01), C-USA Tournament
(L, 65-78)

Current streak of 796 straight games through Nov. 13, 2025

Opp: at Tulsa (1/4/15) (L, 54-72)

Current streak of 370 straight games through Nov. 13, 2025

3-Point Field Goal Attempts

Attempted 40+ 3-pointers

UH: 42, at UCF (2/2/08) (W, 84-81)

Opp: 43, vs. Hofstra (11/9/21) (W, 83-75 OT)

Attempted 35+ 3-pointers

UH: 35, vs. ULM (11/6/23) (W, 84-31)

Opp: 38, at #21/19 BYU (1/23/24) (W, 75-68)

Attempted 30+ 3-pointers

UH: 31, vs. Oakland (11/12/25) (W, 75-48)

Opp: 30, at #10/10 Texas Tech (2/24/25)
(W, 69-61)

Attempted 25+ 3-pointers

UH: 31, vs. Oakland (11/12/25) (W, 75-48)

Opp: 29, vs. #6/6 (2) Tennessee,
NCAA Tournament Midwest Region Elite Eight
(3/30/25) (W, 69-50)

Attempted 20+ 3-pointers

UH: 31, vs. Oakland (11/12/25) (W, 75-48)

Opp: 24, vs. #3/3 (1) Florida,
NCAA Tournament National Championship
Game (4/7/25) (L, 63-65)

Attempted 15+ 3-pointers

UH: 31, vs. Oakland (11/12/25) (W, 75-48)

Opp: 18, vs. Towson (11/8/25) (W, 65-48)

3-Point Field Goal Percentage

Shot 60 percent or higher from 3-pt line

UH: 60.0 (12-20), vs. Jackson State (11/4/24)
(W, 97-40)

Opp: 60.0 (9-15), vs. rv/rv Baylor (2/10/25)
(W, 76-65)

Shot 50 percent or higher from 3-pt line

UH: 50.0 (8-16), vs. #24/23 (8) Gonzaga,
NCAA Tournament Midwest Region
Second Round (3/22/25) (W, 81-76)

Opp: 60.0 (9-15), vs. rv/rv Baylor (2/10/25)
(W, 76-65)

Shot 45 percent or higher from 3-pt line

UH: 45.5 (10-22), vs. #1/1 (1) Duke,
NCAA Tournament Final Four (4/5/25)
(W, 70-67)

Opp: 45.0 (9-20), vs. #24/23 (8) Gonzaga,
NCAA Tournament Midwest Region
Second Round (3/22/25) (W, 81-76)

Shot 40 percent or higher from 3-pt line

UH: 45.5 (10-22), vs. #1/1 (1) Duke,
NCAA Tournament Final Four (4/5/25)
(W, 70-67)

Opp: 41.2 (7-17), vs. #1/1 (1) Duke,
NCAA Tournament Final Four (4/5/25)
(W, 70-67)

Shot 30 percent or higher from 3-pt line

UH: 33.3 (7-21), vs. Lehigh (11/3/25) (W, 75-57)

Opp: 41.2 (7-17), vs. #1/1 (1) Duke,
NCAA Tournament Final Four (4/5/25)
(W, 70-67)

Shot 20 percent or less from 3-pt line

UH: 16.7 (4-24), vs. Toledo (12/18/24) (W, 78-49)

Opp: 16.7 (3-18), vs. Towson (11/8/25)
(W, 65-48)

Shot 10 percent or less from 3-pt line

UH: 5.0 (1-20), vs. #6/5 Villanova,
NCAA Tournament Elite Eight (3/26/22) (L, 44-50)

Opp: 8.3 (2-24), vs. (16) SIUE, NCAA Tournament
Midwest Region First Round (3/20/25)
(W, 78-40)

Free Throws Made

Made 40+ free throws

UH: 40, vs. Southwestern (12/12/77)

Opp: 42, vs. Texas Tech, SWC Classic (3/10/94)
(L, 86-110)

Made 35+ free throws

UH: 35, vs. Southern Miss (1/23/02)

Opp: 36, vs. Wyoming, Global Sports Classic
Championship Round (12/22/15)

Made 30+ free throws

UH: 31, vs. South Carolina (12/5/20) (W, 77-67)

Opp: 30, vs. #9/9 Alabama, Players Era Festival
(11/26/24) (L, 80-85 OT)

Made 25+ free throws

UH: 26, vs. #9/9 Alabama, Players Era Festival
(11/26/24) (L, 80-85 OT)

Opp: 30, vs. #9/9 Alabama, Players Era Festival
(11/26/24) (L, 80-85 OT)

Made 20+ free throws

UH: 21, vs. (16) Colorado, Phillips 66 Big 12
Championship Quarterfinals (3/13/25)
(W, 77-68)

Opp: 21, at #10/10 Texas Tech (2/24/25)
(W, 69-61)

Made 10 or fewer free throws

UH: 5, vs. Towson (11/8/25) (W, 65-48)

Opp: 7, vs. Towson (11/8/25) (W, 65-48)

Made 5 or fewer free throws

UH: 5, vs. Oakland (11/12/25) (W, 75-48)

Opp: 5, at rv/rv West Virginia (1/29/25)
(W, 63-49)

Made 3 or fewer free throws

UH: 3, vs. #25/25 Texas Tech (11/7/24) (W, 77-54)

Opp: 3, vs. Stetson (11/13/23) (W, 79-48)

Made 2 or fewer free throws

UH: 1, at Oklahoma State (12/8/18) (W, 63-53)

Opp: 2, vs. McNeese (12/21/22) (W, 83-44)

Made 1 or fewer free throws

UH: 1, at Oklahoma State (12/8/18) (W, 63-53)

Opp: 1, vs. Rice (1/9/91) (W, 80-73)

Made 0 free throws

UH: 0, at TCU (1/19/05) (L, 51-58)

Opp: Has not happened

Free Throws Attempts

Attempted 50+ free throws

UH: 53, vs. Southwestern (12/12/77)

Opp: 50, at Tulsa (2/16/13) (L, 92-101, 3OT)

Attempted 45+ free throws

UH: 45, vs. Texas Southern (12/23/00) (L, 68-71)

Opp: 45, vs. (9) Texas A&M,
NCAA Tournament South Region Round of 32,
(3/24/24) (W, 100-95, OT)

Attempted 40+ free throws

UH: 43, vs. Houston Baptist (12/16/14) (W, 83-76)

Opp: 41, vs. #9/9 Alabama, Players Era Festival
(11/26/24) (L, 80-85 OT)

Attempted 35+ free throws

UH: 38, vs. South Carolina (12/5/20) (W, 77-67)

Opp: 41, vs. #9/9 Alabama, Players Era Festival
(11/26/24) (L, 80-85 OT)

THE LAST TIME...

Attempted 30+ free throws

UH: 31, vs. (16) Colorado, Phillips 66 Big 12 Championship Quarterfinals (3/13/25) (W, 77-68)

Opp: 34, vs. #22/19 Texas Tech (2/1/25) (L, 81-82 OT)

Attempted 10 or fewer free throws

UH: 8, vs. Oakland (11/12/25) (W, 75-48)

Opp: 4, vs. #6/6 (2) Tennessee, NCAA Tournament Midwest Region Elite Eight (3/30/25) (W, 69-50)

Attempted 5 or fewer free throws

UH: 4, vs. #6/6 (2) Tennessee, NCAA Tournament Midwest Region Elite Eight (3/30/25) (W, 69-50)

Opp: 5, vs. Stetson (11/13/23) (W, 79-48)

Attempted 3 or fewer free throws

UH: 3, vs. #25/25 Texas Tech (1/17/24) (W, 77-54)

Opp: 2, vs. TCU (2/1/85) (L, 80-85)

Attempted 2 or fewer free throws

UH: 2, at Oklahoma State (12/8/18) (W, 63-53)

Opp: 2, vs. TCU (2/1/85) (L, 80-85)

Attempted 1 or fewer free throws

UH: 1, vs. SMU (2/16/11) (L, 51-65)

Opp: Has not happened

Free Throw Percentage

Shot 100 percent from FT line

UH: 100.0 (4-4), vs. #6/6 (2) Tennessee, NCAA Tournament Midwest Region Elite Eight (3/30/25) (W, 69-50)

Opp: 100.0 (15-15), vs. #24/23 (8) Gonzaga, NCAA Tournament Midwest Region Second Round (3/22/25) (W, 81-76)

Shot 90 percent or higher from FT line

UH: 100.0 (4-4), vs. #6/6 (2) Tennessee, NCAA Tournament Midwest Region Elite Eight (3/30/25) (W, 69-50)

Opp: 100.0 (15-15), vs. #24/23 (8) Gonzaga, NCAA Tournament Midwest Region Second Round (3/22/25) (W, 81-76)

Shot 80 percent or higher from FT line

UH: 80.0 (16-20), vs. Lehigh (11/3/25) (W, 75-57)

Opp: 81.0 (17-21), vs. #3/3 (1) Florida, NCAA Tournament National Championship Game (4/7/25) (L, 63-65)

Shot 70 percent or higher from FT line

UH: 71.4 (5-7), vs. Towson (11/8/25) (W, 65-48)

Opp: 81.0 (17-21), vs. #3/3 (1) Florida, NCAA Tournament National Championship Game (4/7/25) (L, 63-65)

Shot 60 percent or higher from FT line

UH: 62.5 (5-8), vs. Oakland (11/12/25) (W, 75-48)

Opp: 66.7 (10-15), vs. Oakland (11/12/25) (W, 75-48)

Shot 50 percent or less from FT line

UH: 50.0 (9-18), at UCF (3/6/24) (W, 67-59)

Opp: 50.0 (7-14), vs. Towson (11/8/25) (W, 65-48)

Shot 40 percent or less from FT line

UH: 36.4 (4-11), at #8/8 Cincinnati (1/31/18) (L, 70-80)

Opp: 35.3 (6-17), vs. ULM (11/6/23) (W, 84-31)

Rebounds

Had 60+ Rebounds

UH: 62, vs. Morgan State (11/22/14) (W, 72-57)

Opp: 65, vs. Georgetown (St. Petersburg, Fla.) (12/29/90) (L, 51-63)

Had 50+ Rebounds

UH: 50, vs. (16) SIUE, NCAA Tournament Midwest Region First Round (3/20/25) (W, 78-40)

Opp: 55, vs. (8) TCU, Big 12 Championship Quarterfinals (3/15/24) (W, 60-45)

Had 40+ Rebounds

UH: 46, vs. Oakland (11/12/25) (W, 75-48)

Opp: 39, vs. #3/3 (1) Florida, NCAA Tournament National Championship Game (4/7/25) (L, 63-65)

Had 30+ Rebounds

UH: 46, vs. Oakland (11/12/25) (W, 75-48)

Opp: 32, vs. Oakland (11/12/25) (W, 75-48)

Had 20 or fewer Rebounds

UH: 18, vs. Southeastern Louisiana (12/18/04) (W, 68-61)

Opp: 20, vs. rv/rv Baylor (2/10/25) (W, 76-65)

Rebounding Margin

Had +49 Rebound Margin

UH: Has not happened

Opp: +49 (70-21), at #10 Bradley (1/11/58) (L, 80-116)

Had +48 Rebound Margin

UH: Has not happened

Opp: +49 (70-21), at #10 Bradley (1/11/58) (L, 80-116)

Had +47 Rebound Margin

UH: Has not happened

Opp: +49 (70-21), at #10 Bradley (1/11/58) (L, 80-116)

Had +45 Rebound Margin

UH: +45 (72-27), vs. St. Mary's (Texas) (2/15/67) (W, 110-79)

Opp: +47 (74-27), vs. Notre Dame (1/9/65) (L, 80-10)

Had +44 Rebound Margin

UH: +44 (72-27), at West Texas A&M (2/23/67) (W, 120-76)

Opp: +47 (74-27), vs. Notre Dame (1/9/65) (L, 80-10)

Had +43 Rebound Margin

UH: +44 (72-27), at West Texas A&M (2/23/67) (W, 120-76)

Opp: +47 (74-27), vs. Notre Dame (1/9/65) (L, 80-10)

Had +41 Rebound Margin

UH: +42 (68-26), vs. Valparaiso (2/24/68) (W, 158-81)

Opp: +47 (74-27), vs. Notre Dame (1/9/65) (L, 80-10)

Had +40 Rebound Margin

UH: +42 (68-26), vs. Valparaiso (2/24/68) (W, 158-81)

Opp: +47 (74-27), vs. Notre Dame (1/9/65) (L, 80-10)

Had +38 Rebound Margin

UH: +38 (65-27), vs. UNLV (1/20/71) (W, 130-73)

Opp: +47 (74-27), vs. Notre Dame (1/9/65) (L, 80-10)

Had +37 Rebound Margin

UH: +37 (75-38), vs. Trinity (12/11/76) (W, 124-67)

Opp: +47 (74-27), vs. Notre Dame (1/9/65) (L, 80-10)

Had +36 Rebound Margin

UH: +37 (75-38), vs. Trinity (12/11/76) (W, 124-67)

Opp: +47 (74-27), vs. Notre Dame (1/9/65) (L, 80-10)

Had +35 Rebound Margin

UH: +35 (65-30), vs. Nevada (12/2/89) (W, 109-68)

Opp: +47 (74-27), vs. Notre Dame (1/9/65) (L, 80-10)

Had +32 Rebound Margin

UH: +35 (65-30), vs. Nevada (12/2/89) (W, 109-68)

Opp: +32 (26-58), at Arizona (12/17/06) (L, 62-87)

Had +30 Rebound Margin

UH: +31 (53-22), vs. East Carolina (2/25/18) (W, 109-58)

Opp: +31 (26-57), at Nevada (11/21/09) (L, 99-112)

Had +28 Rebound Margin

UH: +28 (54-26), vs. SMU (1/5/23) (W, 87-53)

Opp: +31 (26-57), at Nevada (11/21/09) (L, 99-112)

Had +25 Rebound Margin

UH: +26 (53-27), vs. Tulsa (2/8/23) (W, 80-42)

Opp: +27 (25-52), at UTSA (1/1/10) (L, 82-83)

Had +20 Rebound Margin

UH: +23 (50-27), vs. (16) SIUE, NCAA Tournament Midwest Region First Round (3/20/25) (W, 78-40)

Opp: +22 (23-45), vs. South Florida (12/30/15) (W, 73-67)

Had +15 Rebound Margin

UH: +23 (50-27), vs. (16) SIUE, NCAA Tournament Midwest Region First Round (3/20/25) (W, 78-40)

Opp: +16 (24-40), at #8/9 Kansas (2/3/24) (L, 65-78)

Had +10 Rebound Margin

UH: +14 (46-32), vs. Oakland (11/12/25) (W, 75-48)

Opp: +11 (42-31), vs. #1/1 (1) Duke, NCAA Tournament Final Four (4/5/25) (W, 70-67)

Had +5 Rebound Margin

UH: +14 (46-32), vs. Oakland (11/12/25) (W, 75-48)

Opp: +11 (42-31), vs. #1/1 (1) Duke, NCAA Tournament Final Four (4/5/25) (W, 70-67)

Had +3 Rebound Margin

UH: +14 (46-32), vs. Oakland (11/12/25) (W, 75-48)

Opp: +11 (42-31), vs. #1/1 (1) Duke, NCAA Tournament Final Four (4/5/25) (W, 70-67)

Had +1 Rebound Margin

UH: +14 (46-32), vs. Oakland (11/12/25) (W, 75-48)

Opp: +11 (42-31), vs. #1/1 (1) Duke, NCAA Tournament Final Four (4/5/25) (W, 70-67)

Had Even Rebound Margin

UH: (35-35), vs. Towson (11/8/25) (W, 65-48)

Assists

Recorded 35+ assists

UH: 35, vs. SMU (1/8/83) (W, 105-71)

Opp: Has not happened

Recorded 30+ assists

UH: 31, vs. East Carolina (2/25/18) (W, 109-58)

Opp: 30, at Charlotte (12/28/98) (L, 75-105)

Recorded 25+ assists

UH: 26, vs. Norfolk State (11/29/22) (W, 100-52)

Opp: 25, at rv/rv SMU (1/21/17) (L, 64-85)

Recorded 20+ assists

UH: 20, vs. Oakland (11/12/25) (W, 75-48)

Opp: 20, vs. #22/22 (4) Purdue, NCAA Tournament Midwest Regional; Sweet 16 (3/28/25) (W, 62-60)

Recorded 15+ assists

UH: 20, vs. Oakland (11/12/25) (W, 75-48)

Opp: 20, vs. #22/22 (4) Purdue, NCAA Tournament Midwest Regional; Sweet 16 (3/28/25) (W, 62-60)

Recorded 10+ assists

UH: 20, vs. Oakland (11/12/25) (W, 75-48)

Opp: 14, vs. #3/3 (1) Florida, NCAA Tournament National Championship Game (4/7/25) (L, 63-65)

Recorded 5 or fewer assists

UH: 5, vs. #3/3 (1) Florida, NCAA Tournament National Championship Game (4/7/25) (L, 63-65)

Opp: 5, vs. Lehigh (11/3/25) (W, 75-57)

Recorded 3 or fewer assists

UH: 3, vs. Boise State (11/27/20) (W, 68-58)

Opp: 3, vs. Saint Joseph's, Veterans Classic (11/11/22) (W, 81-55)

Blocked Shots

Recorded 15+ blocks

UH: 15, vs. #13 Villanova (3/27/83), NCAA Tournament Midwest Regional championship (W, 89-71)

Opp: Has not happened

Recorded 10+ blocks

UH: 11, vs. Utah (1/22/25) (W, 70-36)

Opp: 10, at Cincinnati (2/1/20) (L, 62-64)

Recorded 5+ blocks

UH: 6, vs. Oakland (11/12/25) (W, 75-48)

Opp: 5, vs. #3/3 (1) Florida, NCAA Tournament National Championship Game (4/7/25) (L, 63-65)

Recorded 0 blocks

UH: 0, at Tulane (2/23/22) (W, 81-67)

Opp: 0, vs. Towson (11/8/25) (W, 65-48)

Steals

Recorded 20+ steals

UH: 22, vs. McNeese (12/31/05) (W, 78-67)

Opp: 21, vs. Texas (1/29/94 L, 78-110)

Recorded 15+ steals

UH: 16, vs. Kansas (3/3/25) (W, 65-59)

Opp: 18, vs. Arkansas-Pine Bluff, Continental Tire Las Vegas Classic Regional Round (12/17/14) (L, 56-61 OT)

Recorded 10+ steals

UH: 11, vs. Towson (11/8/25) (W, 65-48)

Opp: 10, vs. (16) Colorado, Phillips 66 Big 12 Championship Quarterfinals (3/13/25) (W, 77-68)

THE LAST TIME...

Recorded 5+ steals

UH: 9, vs. Oakland (11/12/25) (W, 75-48)
Opp: 9, vs. Towson (11/8/25) (W, 65-48)

Turnovers

Recorded 30+ turnovers

UH: NA
Opp: 30, vs. Louisiana College (11/19/12) (W, 106-59)

Recorded 25+ turnovers

UH: 26, vs. Nicholls (11/12/10) (W, 63-62 OT)
Opp: 26, vs. Utah (1/22/25) (W, 70-36)

Recorded 20+ turnovers

UH: 23, vs. Kent State (11/26/22) (W, 49-44)
Opp: 20, vs. Kansas (3/3/25) (W, 65-59)

Recorded 15+ turnovers

UH: 17, vs. #8/8 Iowa State (2/22/25) (W, 68-59)
Opp: 18, vs. Towson (11/8/25) (W, 65-48)

Recorded 10+ turnovers

UH: 12, vs. Towson (11/8/25) (W, 65-48)
Opp: 13, vs. Oakland (11/12/25) (W, 75-48)

Recorded 5 or fewer turnovers

UH: 5, vs. #6/6 (2) Tennessee, NCAA Tournament Midwest Region Elite Eight (3/30/25) (W, 69-50)
Opp: 9, at Baylor (3/8/25) (W, 65-61)

Recorded 3 or fewer turnovers

UH: 3, at #8/9 Kansas (2/3/24) (L, 65-78)
Opp: NA

Recorded 2 or fewer turnovers

UH: 1, vs. UConn (2/1/15) (W, 70-68)
Opp: NA

Fouls

Recorded 36+ fouls

UH: 36, vs. Tulsa (2/16/13) (L, 92-101)
Opp: NA

Recorded 35+ fouls

UH: 35, vs. Wyoming, Global Sports Classic Third/Championship Rounds (12/22/15) (W, 94-89 2OT)
Opp: NA

Recorded 30+ fouls

UH: 30, vs. #9/9 Alabama, Players Era Festival (11/26/24) (L, 80-85 OT)
Opp: 30, vs. UConn (1/23/20) (W, 63-59)

Recorded 25+ fouls

UH: 30, vs. #9/9 Alabama, Players Era Festival (11/26/24) (L, 80-85 OT)
Opp: 25, vs. #9/9 Alabama, Players Era Festival (11/26/24) (L, 80-85 OT)

Recorded 20+ fouls

UH: 22, vs. Lehigh (11/3/25) (W, 75-57)
Opp: 23, vs. (16) Colorado, Phillips 66 Big 12 Championship Quarterfinals (3/13/25) (W, 77-68)

Recorded 15+ fouls

UH: 17, vs. Oakland (11/12/25) (W, 75-48)
Opp: 16, vs. Lehigh (11/3/25) (W, 75-57)

Recorded 12 or fewer fouls

UH: 12, vs. Oklahoma State (2/4/25) (W, 72-63)
Opp: 12, vs. Oakland (11/12/25) (W, 75-48)

Recorded 10 or fewer fouls

UH: 10, vs. Dayton, Shriners Childrens Charleston Classic Title Game (11/19/23) (W, 69-55)
Opp: 9, vs. #6/6 (2) Tennessee, NCAA Tournament Midwest Region Elite Eight (3/30/25) (W, 69-50)

Recorded 8 or fewer fouls

UH: 4, vs. McNeese (12/21/22) (W, 83-44)
Opp: 8, vs. Our Lady of the Lake (2/6/21) (W, 112-46)

Recorded 7 or fewer fouls

UH: 4, vs. McNeese (12/21/22) (W, 83-44)
Opp: 6, at UCF (2/15/15) (L, 54-56)

Recorded 6 or fewer fouls

UH: 4, vs. McNeese (12/21/22) (W, 83-44)
Opp: 6, at UCF (2/15/15) (L, 54-56)

A PLAYER...

Triple-Doubles

Recorded a triple-double

UH: DeJon Jarreau (15 pts., 10 rebs., 10 asts.), vs. Tulane, American Championship Quarterfinals (3/12/21) (W, 77-52)
Opp: Jalen James (12 pts., 13 rebs., 10 asts.), vs. San Jose State (12/7/13) (L, 68-72)

Double-Doubles

Recorded a points-rebounds double-double

UH: Chris Cenac Jr. (12 pts, 10 rebs), vs. Lehigh (11/3/25) (W, 75-57)
Opp: Keba Keita (14 pts, 12 rebs), vs. #17/18 (4) BYU, Phillips 66 Big 12 Championship Semifinals (3/14/25) (W, 74-54)

Recorded a points-assists double-double

UH: Jamal Shead (21 pts, 10 asts), vs. (9) Texas A&M, NCAA Tournament South Region Round of 32, (3/24/24) (W, 100-95, OT)
Opp: Ryan Nembhard (10 pts, 11 asts), vs. #24/23 (8) Gonzaga, NCAA Tournament Midwest Region Second Round (3/22/25) (W, 81-76)

Had two players record a double-double

UH: Josh Carlton (23 pts, 11 rebs), Kyler Edwards (11 pts, 10 rebs), at Wichita State (2/20/22) (W, 76-74 2OT)
Opp: Grant Nelson (13 pts, 10 rebs), Mouhamed Dioubate (10 pts., 16 rebs), vs. #9/9 Alabama, Players Era Festival (11/26/24) (L, 80-85 OT)

Had three players record a double-double

UH: J'Wan Roberts (10 pts, 11 rebs), Kiyron Powell (11 pts, 13 rebs), Jamal Shead (20 pts, 11 asts), vs. Our Lady of the Lake (2/6/21) (W, 112-46)
Opp: NA

Recorded four straight double-doubles

UH: TaShawn Thomas (24 pts, 17 rebs, at George Mason, CBI Quarterfinals; 15 pts., 10 rebs., vs. Texas, CBI First Round, 3/20/13; 15 pts., 11 rebs., vs. UTEP, C-USA Championship Quarterfinals, 3/14/13; 16 pts, 10 rebs., vs. Rice, C-USA Championship First Round, 3/13/13)

Recorded three straight double-doubles

UH: Devonta Pollard (17 pts, 10 rebs), vs. Houston Baptist (12/16/14) (W, 83-76); (22 pts, 10 rebs), vs. Abilene Christian (12/6/14) (W, 71-59); (10 pts., 10 rebs.), vs. UT Rio Grande Valley (12/4/14) (W, 71-59)

Recorded consecutive double-doubles

UH: J'Wan Roberts (11 pts, 12 rebs), vs. Northern Kentucky, NCAA Tournament First Round (3/16/23) (W, 63-52) (12 pts, 20 rebs.), vs. Memphis, The American Championship Title Game (3/12/23) (L, 65-75)

Recorded three straight double-doubles to start season

UH: Galen Robinson Jr. (23 pts, 12 rebs) vs. UTSA (11/30/96) (W, 69-49) (31 pts, 14 rebs) vs. Houston Christian (11/27/96) (W, 87-60) (15 pts, 11 rebs), vs. Arkansas-Pine Bluff (L, 64-66)

Double-Doubles • Season Opener

Recorded three straight double-doubles to start season

UH: Galen Robinson Jr. (23 pts, 12 rebs) vs. UTSA (11/30/96) (W, 69-49) (31 pts, 14 rebs) vs. Houston Christian (11/27/96) (W, 87-60) (15 pts, 11 rebs), vs. Arkansas-Pine Bluff (L, 64-66)

Recorded two straight double-doubles to start season

UH: Galen Robinson Jr. (23 pts, 12 rebs) vs. UTSA (11/30/96) (W, 69-49) (31 pts, 14 rebs) vs. Houston Christian (11/27/96) (W, 87-60) (15 pts, 11 rebs), vs. Arkansas-Pine Bluff (L, 64-66)

Recorded a double-double in season opener

UH: Chris Cenac Jr. (12 pts, 10 rebs), vs. Lehigh (11/3/25) (W, 75-57)
Opp: NA

Freshman Double-Doubles Freshman recorded a double-double in season opener

UH: Chris Cenac Jr. (12 pts, 10 rebs), vs. Lehigh (11/3/25) (W, 75-57)
Opp: NA

Points Scored

Scored 60+ points

UH: 62, Elvin Hayes, vs. Valparaiso (2/24/68) (W, 158-81)
Opp: Has not happened

Scored 55+ points

UH: 62, Elvin Hayes, vs. Valparaiso (2/24/68) (W, 158-81)
Opp: Has not happened

Scored 50+ points

UH: 52, Robert McKiver, vs. Southern Miss (2/27/08)
Opp: 50, Ron Schlieman, North Dakota State (12/7/67)

Scored 45+ points

UH: 52, Robert McKiver, vs. Southern Miss (2/27/08)
Opp: 50, Ron Schlieman, vs. North Dakota State (12/7/67)

Scored 40+ points

UH: 52, Robert McKiver, vs. Southern Miss

(2/27/08)

Opp: 42, Russ Smith, #5/5 Louisville, American Championship Semifinals (3/14/14) (L, 65-94)

Scored 35+ points

UH: 39, Rob Gray, vs. San Diego State, NCAA Tournament First Round, (3/16/18) (W, 67-65)

Opp: 42, Russ Smith, #5/5 Louisville, American Championship Semifinals (3/14/14) (L, 65-94)

Scored 30+ points

UH: 30, LJ Cryer, vs. #24/23 (8) Gonzaga, NCAA Tournament Midwest Region Second Round (3/22/25) (W, 81-76)

Opp: 34, Wade Taylor IV, vs. rv/rv Texas A&M, The Halal Guys Showcase (12/16/23) (W, 70-66)

Scored 25+ points

UH: 26, LJ Cryer, vs. #1/1 (1) Duke, NCAA Tournament Final Four (4/5/25) (W, 70-67)

Opp: 27, Cooper Flagg, vs. #1/1 (1) Duke, NCAA Tournament Final Four (4/5/25) (W, 70-67)

Scored 20+ points

UH: 20, Kingston Flemings, vs. Towson (11/8/25) (W, 65-48)

Opp: 20, Isaac Garrett, vs. Oakland (11/12/25) (W, 75-48)

Scored 20+ points in first half

UH: 20, Fabian White Jr., vs. Cincinnati (3/1/22) (W, 71-53)

Opp: 20, Kendrick Davis, vs. Memphis, The American Championship Title Game (3/12/23) (L, 65-75)

30-Point Game Streaks

Scored 30+ points in 3+ straight games

UH: 3, Aubrey Coleman (37, vs. Marshall, 1/30/10; 32, at Memphis, 1/23/10; 30, vs. UCF, 1/20/10)

Scored 30+ points in 2+ straight games

UH: 2, Damyean Dotson, 32, at Tulane (2/8/17) (W, 91-62); 31, vs. UCF (2/1/17) (W, 82-64)

20-Point Game Streaks

Scored 20+ points in 8+ straight games

UH: 11, Aubrey Coleman 29, at WKU (2/9/10) (W, 74-72) 22, vs. Southern Miss (2/6/10) (L, 55-57) 23, at UTEP (2/3/10) (L, 58-65) 37, vs. Marshall (1/30/10) (W, 81-66) 32, at Memphis (1/23/10) (L, 77-92) 30, vs. UCF (1/20/10) (L, 71-78) 25, at East Carolina (1/16/10) (W, 74-55) 22, vs. UTEP (1/13/10) (W, 75-65) 25, vs. Tulsa (1/9/10) (L, 80-86) 22, at Rice (1/6/10) (W, 83-66) 28, at Iowa State (1/3/10) (L, 75-82, 20T)

Scored 20+ points in 7+ straight games

UH: 11, Aubrey Coleman 29, at WKU (2/9/10) (W, 74-72) 22, vs. Southern Miss (2/6/10) (L, 55-57) 23, at UTEP (2/3/10) (L, 58-65) 37, vs. Marshall (1/30/10) (W, 81-66) 32, at Memphis (1/23/10) (L, 77-92) 30, vs. UCF (1/20/10) (L, 71-78) 25, at East Carolina (1/16/10) (W, 74-55) 22, vs. UTEP (1/13/10) (W, 75-65) 25, vs. Tulsa (1/9/10) (L, 80-86) 22, at Rice (1/6/10) (W, 83-66) 28, at Iowa State (1/3/10) (L, 75-82, 20T)

THE LAST TIME...

Scored 20+ points in 6+ straight games

UH: 6, Marcus Sasser
22, vs. Wichita State (3/2/23) (W, 83-66)
22, at East Carolina (2/25/23) (W, 76-57)
22, vs. Tulane (2/22/23) (W, 89-59)
20, vs. Memphis (2/19/23) (W, 72-64)
20, at SMU (2/16/23) (W, 80-65)
25, vs. Tulsa (2/8/23) (W, 80-42)

Scored 20+ points in 5+ straight games

UH: 6, Marcus Sasser
22, vs. Wichita State (3/2/23) (W, 83-66)
22, at East Carolina (2/25/23) (W, 76-57)
22, vs. Tulane (2/22/23) (W, 89-59)
20, vs. Memphis (2/19/23) (W, 72-64)
20, at SMU (2/16/23) (W, 80-65)
25, vs. Tulsa (2/8/23) (W, 80-42)

Scored 20+ points in 4+ straight games

UH: 5, Marcus Sasser
22, at East Carolina (2/25/23) (W, 76-57)
22, vs. Tulane (2/22/23) (W, 89-59)
20, vs. Memphis (2/19/23) (W, 72-64)
20, at SMU (2/16/23) (W, 80-65)
25, vs. Tulsa (2/8/23) (W, 80-42)

Scored 20+ points in 3+ straight games

UH: 3, LJ Cryer
23, at Baylor (3/8/25) (W, 65-61)
22, vs. Kansas (3/3/25) (W, 65-59)
20, vs. Cincinnati (3/1/25) (W, 73-64)

Scored 20+ points in 2+ straight games

UH: 3, LJ Cryer
23, at Baylor (3/8/25) (W, 65-61)
22, vs. Kansas (3/3/25) (W, 65-59)
20, vs. Cincinnati (3/1/25) (W, 73-64)

Double-Digit Scorers

Had 7+ players score in double digits

UH: Lamar Roberson (25), Oliver Lafayette (19), Jahmar Thorpe (15), Ramon Dyer (14), Corey Bloom (13), Sergio de Randamie (11), Tristan Martin (10), vs. Florida Tech (11/22/05) (W, 131-62)

Opp: NA

Had 6+ players score in double digits

UH: Quentin Grimes (18), Tramon Mark (15), Marcus Sasser (14), Fabian White Jr. (12), Justin Gorham (10), Brison Gresham (10), vs. Cleveland State, NCAA Tournament First Round (3/19/21) (W, 87-56)

Opp: Julian Washburn (20), Jacques Streeter (13), Konner Tucker (12), McKenzie Moore (11), Cedrick Lang (10), Jalen Ragland, vs. UTEP, C-USA Championship Quarterfinals (3/14/13) (L, 69-80)

Had 5+ players score in double digits

UH: LJ Cryer (14), Milos Uzan (12), Terrance Arceneaux (11), J'Wan Roberts (10), Emanuel Sharp (10), vs. rv/rv Baylor (2/10/25) (W, 76-65)

Opp: Chance McMillian (23), Elijah Hawkins (17), Kerwin Walton (14), Darrien Williams (13), Christian Anderson (10), vs. #22/19 Texas Tech (2/1/25) (L, 81-82 OT)

Had 0 players score in double digits

UH: NA
Opp: at rv/rv West Virginia (1/29/25) (W, 63-49)

20-Point Scorers

Had 2+ 20-point scorers

UH: 26, Emanuel Sharp (30), LJ Cryer, vs. #17/18 (4) BYU, Phillips 66 Big 12 Championship Semifinals (3/14/25) (W, 74-54)
Opp: Tahaad Pettiford (21), Johni Broome (20), vs. #11/11 Auburn, Mattress Firm Battleground 2k24 (11/9/24) (L, 69-74)

Had 3+ 20-point scorers

UH: Emanuel Sharp (30), LJ Cryer (21), Jamal Shead (20), vs. (9) Texas A&M, NCAA Tournament South Region Round of 32, (3/24/24) (W, 100-95, OT)
Opp: Ricky Tarrant (27), Kendall Timmons (22), Josh Davis (21), vs. Tulane (2/9/13) (L, 85-88)

Field Goals Made

Made 15+ field goals

UH: 16, Aubrey Coleman, at Marshall (2/18/09) (L, 83-88)
Opp: 15, Craig Brackins, at Iowa State (12/28/08) (L, 67-71)

Made 10-14 field goals

UH: 11, LJ Cryer, vs. #8/8 Iowa State (2/22/25) (W, 68-59)
Opp: 10, Johni Broome, vs. #11/11 Auburn, Mattress Firm Battleground 2k24 (11/9/24) (L, 69-74)

Field Goal Attempts

Attempted 30+ field goals

UH: 31, Aubrey Coleman, vs. Mississippi State (12/19/09)
Opp: NA

Attempted 25-29 field goals

UH: 26, LJ Cryer, vs. #9/9 Alabama, Players Era Festival (11/26/24) (L, 80-85 OT)
Opp: 26, Wade Taylor IV, vs. (9) Texas A&M, NCAA Tournament South Region Round of 32, (3/24/24) (W, 100-95, OT)

Attempted 20-24 field goals

UH: 17, LJ Cryer, vs. #6/6 (2) Tennessee, NCAA Tournament Midwest Region Elite Eight (3/30/25) (W, 69-50)
Opp: 22, Tyrece Radford, vs. (9) Texas A&M, NCAA Tournament South Region Round of 32, (3/24/24) (W, 100-95, OT)

Attempted 15-19 field goals

UH: 17, Milos Uzan, vs. Lehigh (11/3/25) (W, 75-57)
Opp: 16, Isaac Garrett, vs. Oakland (11/12/25) (W, 75-48)

Rebounds

Recorded 30+ rebounds

UH: 37, Elvin Hayes, vs. Centenary (2/10/68)
Opp: Has not happened

Recorded 25+ rebounds

UH: 25, Hakeem Olajuwon, vs. Texas Tech (1/12/84)
Opp: 26, by Tom Owens, South Carolina (2/22/71)

Recorded 20+ rebounds

UH: 20, J'Wan Roberts, vs. Memphis, The American Championship Title Game (3/12/23) (L, 65-75)
Opp: 20, Adrick McKinney, at TCU (12/4/12) (W, 54-48)

Recorded 15+ rebounds

UH: 20, J'Wan Roberts, vs. Memphis, The American Championship Title Game (3/12/23) (L, 65-75)
Opp: 16, Norchad Omier, at Baylor (3/8/25) (W, 65-61)

Recorded 10+ rebounds

UH: 13, Chris Cenac Jr., vs. Towson (11/8/25) (W, 65-48)
Opp: 12, Keba Keita, vs. #17/18 (4) BYU, Phillips 66 Big 12 Championship Semifinals (3/14/25) (W, 74-54)

Rebounding Streaks

Recorded 10+ rebounds in 15+ straight games

UH: 15, Hakeem Olajuwon, 1982-83
13, vs. Villanova (3/27/83) (W, 89-71)
22, vs. Louisville (4/2/83) (W, 94-81)
18, vs. NC State (4/4/83) (L, 52-54)

1983-84
13, vs. NC State (11/19/83) (L, 64-76)
15, Kansas (11/26/83) (W, 91-76)
11, at Mississippi State (11/30/83) (W, 68-62)
18, Biscayne (12/3/83) (W, 69-51)
10, at LSU (12/6/83) (W, 100-91)
13, St. Mary's (Texas) (12/10/83) (W, 71-55)
10, Stetson (12/16/83) (W, 92-71)
17, Princeton (12/17/83) (W, 65-40)
11, Texas Lutheran (12/19/83) (W, 129-65)
13, at UC Santa Barbara (12/21/83) (W, 89-79)
13, vs. Louisville (12/25/83) (W, 76-73)
17, vs. Fresno State (12/26/83) (L, 61-68)

Recorded 10+ rebounds in 14+ straight games

UH: 15, Hakeem Olajuwon, 1982-83
13, vs. Villanova (3/27/83) (W, 89-71)
22, vs. Louisville (4/2/83) (W, 94-81)
18, vs. NC State (4/4/83) (L, 52-54)

1983-84
13, vs. NC State (11/19/83) (L, 64-76)
15, Kansas (11/26/83) (W, 91-76)
11, at Mississippi State (11/30/83) (W, 68-62)
18, Biscayne (12/3/83) (W, 69-51)
10, at LSU (12/6/83) (W, 100-91)
13, St. Mary's (Texas) (12/10/83) (W, 71-55)
10, Stetson (12/16/83) (W, 92-71)
17, Princeton (12/17/83) (W, 65-40)
11, Texas Lutheran (12/19/83) (W, 129-65)
13, at UC Santa Barbara (12/21/83) (W, 89-79)
13, vs. Louisville (12/25/83) (W, 76-73)
17, vs. Fresno State (12/26/83) (L, 61-68)

Recorded 10+ rebounds in 13+ straight games

UH: 15, Hakeem Olajuwon, 1982-83
13, vs. Villanova (3/27/83) (W, 89-71)
22, vs. Louisville (4/2/83) (W, 94-81)
18, vs. NC State (4/4/83) (L, 52-54)

1983-84
13, vs. NC State (11/19/83) (L, 64-76)
15, Kansas (11/26/83) (W, 91-76)
11, at Mississippi State (11/30/83) (W, 68-62)
18, Biscayne (12/3/83) (W, 69-51)
10, at LSU (12/6/83) (W, 100-91)
13, St. Mary's (Texas) (12/10/83) (W, 71-55)
10, Stetson (12/16/83) (W, 92-71)
17, Princeton (12/17/83) (W, 65-40)
11, Texas Lutheran (12/19/83) (W, 129-65)
13, at UC Santa Barbara (12/21/83) (W, 89-79)
13, vs. Louisville (12/25/83) (W, 76-73)
17, vs. Fresno State (12/26/83) (L, 61-68)

Recorded 10+ rebounds in 12+ straight games

UH: 15, Hakeem Olajuwon, 1982-83
13, vs. Villanova (3/27/83) (W, 89-71)
22, vs. Louisville (4/2/83) (W, 94-81)
18, vs. NC State (4/4/83) (L, 52-54)
1983-84
13, vs. NC State (11/19/83) (L, 64-76)
15, Kansas (11/26/83) (W, 91-76)

11, at Mississippi State (11/30/83) (W, 68-62)
18, Biscayne (12/3/83) (W, 69-51)
10, at LSU (12/6/83) (W, 100-91)
13, St. Mary's (Texas) (12/10/83) (W, 71-55)
10, Stetson (12/16/83) (W, 92-71)
17, Princeton (12/17/83) (W, 65-40)
11, Texas Lutheran (12/19/83) (W, 129-65)
13, at UC Santa Barbara (12/21/83) (W, 89-79)
13, vs. Louisville (12/25/83) (W, 76-73)
17, vs. Fresno State (12/26/83) (L, 61-68)

Recorded 10+ rebounds in 11+ straight games

UH: 15, Hakeem Olajuwon, 1982-83
13, vs. Villanova (3/27/83) (W, 89-71)
22, vs. Louisville (4/2/83) (W, 94-81)
18, vs. NC State (4/4/83) (L, 52-54)

1983-84

13, vs. NC State (11/19/83) (L, 64-76)
15, Kansas (11/26/83) (W, 91-76)
11, at Mississippi State (11/30/83) (W, 68-62)
18, Biscayne (12/3/83) (W, 69-51)
10, at LSU (12/6/83) (W, 100-91)
13, St. Mary's (Texas) (12/10/83) (W, 71-55)
10, Stetson (12/16/83) (W, 92-71)
17, Princeton (12/17/83) (W, 65-40)
11, Texas Lutheran (12/19/83) (W, 129-65)
13, at UC Santa Barbara (12/21/83) (W, 89-79)
13, vs. Louisville (12/25/83) (W, 76-73)
17, vs. Fresno State (12/26/83) (L, 61-68)

Recorded 10+ rebounds in 10+ straight games

UH: 15, Hakeem Olajuwon, 1982-83
13, vs. Villanova (3/27/83) (W, 89-71)
22, vs. Louisville (4/2/83) (W, 94-81)
18, vs. NC State (4/4/83) (L, 52-54)

1983-84

13, vs. NC State (11/19/83) (L, 64-76)
15, Kansas (11/26/83) (W, 91-76)
11, at Mississippi State (11/30/83) (W, 68-62)
18, Biscayne (12/3/83) (W, 69-51)
10, at LSU (12/6/83) (W, 100-91)
13, St. Mary's (Texas) (12/10/83) (W, 71-55)
10, Stetson (12/16/83) (W, 92-71)
17, Princeton (12/17/83) (W, 65-40)
11, Texas Lutheran (12/19/83) (W, 129-65)
13, at UC Santa Barbara (12/21/83) (W, 89-79)
13, vs. Louisville (12/25/83) (W, 76-73)
17, vs. Fresno State (12/26/83) (L, 61-68)

Recorded 10+ rebounds in 9+ straight games

UH: 9, Justin Gorham, 11, at East Carolina (2/3/21) (L, 73-82)
17, vs. SMU (1/31/21) (W, 70-48)
15, at Tulane (1/28/21) (W, 83-60)
10, at Temple (1/23/21) (W, 68-51)
11, vs. Tulsa (1/17/21) (W, 86-59)
10, vs. UCF (1/17/21) (W, 75-58)
11, vs. Tulane (1/9/21) (W, 71-50)
10, vs. Wichita State (1/6/21) (W, 70-63)
19, at rv/rv SMU (1/3/21) (W, 74-60)

Recorded 10+ rebounds in 8+ straight games

UH: 9, Justin Gorham, 11, at East Carolina (2/3/21) (L, 73-82)
17, vs. SMU (1/31/21) (W, 70-48)
15, at Tulane (1/28/21) (W, 83-60)
10, at Temple (1/23/21) (W, 68-51)
11, vs. Tulsa (1/17/21) (W, 86-59)
10, vs. UCF (1/17/21) (W, 75-58)
11, vs. Tulane (1/9/21) (W, 71-50)
10, vs. Wichita State (1/6/21) (W, 70-63)
19, at rv/rv SMU (1/3/21) (W, 74-60)

THE LAST TIME...

Recorded 10+ rebounds in 7+ straight games

UH: 9, Justin Gorham,
11, at East Carolina (2/3/21) (L, 73-82)
17, vs. SMU (1/31/21) (W, 70-48)
15, at Tulane (1/28/21) (W, 83-60)
10, at Temple (1/23/21) (W, 68-51)
11, vs. Tulsa (1/17/21) (W, 86-59)
10, vs. UCF (1/17/21) (W, 75-58)
11, vs. Tulane (1/9/21) (W, 71-50)
10, vs. Wichita State (1/6/21) (W, 70-63)
19, at rv/rv SMU (1/3/21) (W, 74-60)

Recorded 10+ rebounds in 6 straight games

UH: 9, Justin Gorham,
11, at East Carolina (2/3/21) (L, 73-82)
17, vs. SMU (1/31/21) (W, 70-48)
15, at Tulane (1/28/21) (W, 83-60)
10, at Temple (1/23/21) (W, 68-51)
11, vs. Tulsa (1/17/21) (W, 86-59)
10, vs. UCF (1/17/21) (W, 75-58)
11, vs. Tulane (1/9/21) (W, 71-50)
10, vs. Wichita State (1/6/21) (W, 70-63)
19, at rv/rv SMU (1/3/21) (W, 74-60)

Recorded 10+ rebounds in 5 straight games

UH: 9, Justin Gorham,
11, at East Carolina (2/3/21) (L, 73-82)
17, vs. SMU (1/31/21) (W, 70-48)
15, at Tulane (1/28/21) (W, 83-60)
10, at Temple (1/23/21) (W, 68-51)
11, vs. Tulsa (1/17/21) (W, 86-59)
10, vs. UCF (1/17/21) (W, 75-58)
11, vs. Tulane (1/9/21) (W, 71-50)
10, vs. Wichita State (1/6/21) (W, 70-63)
19, at rv/rv SMU (1/3/21) (W, 74-60)

Recorded 10+ rebounds in 4 straight games

UH: 9, Justin Gorham,
11, at East Carolina (2/3/21) (L, 73-82)
17, vs. SMU (1/31/21) (W, 70-48)
15, at Tulane (1/28/21) (W, 83-60)
10, at Temple (1/23/21) (W, 68-51)
11, vs. Tulsa (1/17/21) (W, 86-59)
10, vs. UCF (1/17/21) (W, 75-58)
11, vs. Tulane (1/9/21) (W, 71-50)
10, vs. Wichita State (1/6/21) (W, 70-63)
19, at rv/rv SMU (1/3/21) (W, 74-60)

Recorded 10+ rebounds in 3 straight games

UH: 3, J'Wan Roberts
12, vs. Memphis (2/19/23) (W, 72-64)
10, at SMU (2/16/23) (W, 80-65)
12, vs. Tulsa (2/8/23) (W, 80-42)

Recorded 10+ rebounds in 2 straight games

UH: 2, Chris Cenac Jr.
13, vs. Towson (11/8/25) (W, 65-48)
10, vs. Lehigh (11/3/25) (W, 75-57)

Had two players record 10+ rebounds in consecutive games

UH: Fabian White (12), Devin Davis (10), vs. UIW (11/25/17) (W, 97-58);
Nura Zanna (11), Devin Davis (10), vs. Wake Forest, Paradise Jam (11/19/17) (W, 78-73)

Had two players record 10+ rebounds

UH: 10, Jarace Walker, Emanuel Sharp, vs. SMU (1/5/23) (W, 83-57)
Opp: 11, Josh Carlton, 10, Jalen Adams, The American Championship Quarterfinals, vs. UConn (3/15/19) (W, 84-45)

Had three players record 10+ rebounds

UH: Devonta Pollard (13), LeRon Barnes (11);
Cavon Baker (10), vs. Morgan State (11/22/14) (W, 72-57)

Opp: NA

Recorded 10+ rebounds in 3 straight games to start season

UH: Galen Robinson Jr.
(23 pts, 12 rebs) vs. UTSA (11/30/96) (W, 69-49)
(31 pts, 14 rebs) vs. Houston Christian (11/27/96) (W, 87-60)
(15 pts, 11 rebs) vs. Arkansas-Pine Bluff (L, 64-66)

Recorded 10+ rebounds in 2 straight games to start season

UH: 3, Galen Robinson Jr.
(12 rebs) vs. UTSA (11/30/96) (W, 69-49)
(14 rebs) vs. Houston Christian (11/27/96) (W, 87-60)
(11 rebs), vs. Arkansas-Pine Bluff (L, 64-66)

Recorded 10+ rebounds in season opener

UH: 10, Chris Cenac Jr., vs. Lehigh (11/3/25) (W, 75-57)

Freshman Rebounds

Freshman recorded 10+ rebounds in consecutive games to start season

UH: Chris Cenac Jr.
(13 rebs) vs. Towson (11/8/25) (W, 75-57)
(10 rebs) vs. Lehigh (11/3/25) (W, 75-57)

Freshman recorded 10+ rebounds in season opener

UH: Chris Cenac Jr. (12 pts, 10 rebs), vs. Lehigh (11/3/25) (W, 75-57)

Opp: NA

Scoring & Rebounding

Recorded 30+ pts/10+ rebs.

UH: Josh Carlton (30 pts., 11 rebs.), at South Florida (1/5/22) (W, 83-66)
Opp: Steven Pledger (31 pts., 10 rebs.) vs. Oklahoma (12/17/11) (L, 74-79) (played in Little Rock, Ark.)

Recorded 20+ pts/20+ rebs.

UH: TaShawn Thomas (21 pts., 20 rebs.), vs. Florida A&M (11/9/12)
Opp: Kurt Thomas, TCU (26 pts., 20 rebs.) (3/9/95)

Recorded 20+ pts/15+ rebs.

UH: Nate Hinton (20 pts., 16 rebs.), vs. UCF (1/3/20) (W, 78-63)
Opp: Tyrece Radford (27 pts., 15 rebs), vs. (9) Texas A&M, NCAA Tournament South Region Round of 32, (3/24/24) (W, 100-95, OT)

Scoring & Assists

Recorded 25+ pts/10+ asts

UH: Jamal Shead (29 pts., 10 asts.), vs. #25/25 Texas Tech (1/17/24) (W, 77-54)
Opp: NA

Recorded 20+ pts/10+ asts

UH: Jamal Shead (21 pts., 10 asts.), vs. (9) Texas A&M, NCAA Tournament South Region Round of 32, (3/24/24) (W, 100-95, OT)
Opp: NA

3-Point Field Goals Made Made 10+ 3-pointers

UH: 10, Cameron Tyson, vs. Our Lady of the Lake (2/6/21) (W, 112-46)
Opp: 11, by Dennis Scott, Georgia Tech (12/28/88)

Made 9+ 3-pointers

UH: 9, Cameron Tyson, at Tulane (1/28/21) (W, 83-60)
Opp: 11, by Dennis Scott, Georgia Tech (12/28/88)

Made 8+ 3-pointers

UH: 8, Quentin Grimes, vs. WKU (2/25/21) (W, 81-57)
Opp: 8, Gabe Madsen, vs. Utah, Shriners Childrens Charleston Classic Semifinals (11/17/23) (W, 76-66)

Made 7+ 3-pointers

UH: 7, Emanuel Sharp, vs. (9) Texas A&M, NCAA Tournament South Region Round of 32, (3/24/24) (W, 100-95, OT)
Opp: 8, Gabe Madsen, vs. Utah, Shriners Childrens Charleston Classic Semifinals (11/17/23) (W, 76-66)

Made 6+ 3-pointers

UH: 6, LJ Cryer, vs. #1/1 (1) Duke, NCAA Tournament Final Four (4/5/25) (W, 70-67)
Opp: 8, Gabe Madsen, vs. Utah, Shriners Childrens Charleston Classic Semifinals (11/17/23) (W, 76-66)

3-Point Field Goals Attempts

Attempted 15+ three-pointers

UH: 15, Kyler Edwards, at Tulsa (1/15/22) (W, 66-64)

Opp: 15, Gabe Madsen, vs. Utah, Shriners Childrens Charleston Classic Semifinals (11/17/23) (W, 76-66)

Attempted 11+ three-pointers

UH: 12, Milos Uzan, vs. Towson (11/8/25) (W, 65-48)

Opp: 11, Kerwin Walton, at #10/10 Texas Tech (2/24/25) (W, 69-61)

Attempted 8-10 three-pointers

UH: 9, Emanuel Sharp, vs. Oakland (11/12/25) (W, 75-48)
Opp: 8, Ray'Sean Taylor, vs. #17/18 (4) BYU, Phillips 66 Big 12 Championship Semifinals (3/14/25) (W, 74-54)

Attempted 7 three-pointers

UH: 7, Emanuel Sharp, vs. Towson (11/8/25) (W, 65-48)
Opp: 7, Tyler Tejada, vs. Towson (11/8/25) (W, 65-48)

Free Throws Made

Made 15+ free throws

UH: 17, Kelvin Lewis, at UTEP (1/14/09)
Opp: 16, Josh Adams, vs. Wyoming, Global Sports Classic Championship Round (12/22/15) (W, 94-89 2OT)

Made 10+ free throws

UH: 10, J'Wan Roberts, at #10/10 Texas Tech (2/24/25) (W, 69-61)
Opp: 12, Mark Sears, vs. #9/9 Alabama, Players Era Festival (11/26/24) (L, 80-85 OT)

Free Throws Attempts

Attempted 20+ free throws

UH: 20, Alandise Harris, vs. Marshall (2/1/11) (L, 62-63)
Opp: 20, Jerryd Bayless, vs. Arizona (1/12/08) (L, 71-85)

Attempted 15+ free throws

UH: 15, Quentin Grimes, vs. South Carolina (12/5/20) (W, 77-67)
Opp: 19, Josh Adams, vs. Wyoming, Global Sports Classic Championship Round (12/22/15) (W, 94-89, 2OT)

Attempted 10+ free throws

UH: 10, Emanuel Sharp, vs. Lehigh (11/3/25) (W, 75-57)
Opp: 10, VJ Edgcombe, at Baylor (3/8/25) (W, 65-61)

Assists

Recorded 15+ assists

UH: 15, Randy Brown, vs. Fordham (3/17/88)
Opp: 15, Braden Smith, vs. #22/22 (4) Purdue, NCAA Tournament Midwest Regional; Sweet 16 (3/28/25) (W, 62-60)

Recorded 10+ assists

UH: 10, Milos Uzan, vs. Jackson State (11/4/24) (W, 97-40)
Opp: 15, Braden Smith, vs. #22/22 (4) Purdue, NCAA Tournament Midwest Regional; Sweet 16 (3/28/25) (W, 62-60)

Recorded 5+ assists

UH: 9, Kingston Flemings, vs. Oakland (11/12/25) (W, 75-48)
Opp: 7, Walter Clayton Jr., vs. #3/3 (1) Florida, NCAA Tournament National Championship Game (4/7/25) (L, 63-65)

Blocked Shots

Recorded 15+ blocks

UH: 15, Hakeem Olajuwon, vs. Biscayne (12/3/83)
Opp: Has not happened

Recorded 10+ blocks

UH: 10, Bo Outlaw, vs. Texas A&M (2/17/93)
Opp: 10, by Gerrick Morris, South Florida (2/21/04)

Recorded 8+ blocks

UH: 8, Joseph Tugler, vs. #9/9 Alabama, Players Era Festival (11/26/24) (L, 80-85 OT)
Opp: TBA

Recorded 5+ blocks

UH: 5, Joseph Tugler, at #12/11 Kansas (1/25/25) (W, 92-86, 2OT)
Opp: 5, Magoon Gwath, vs. San Diego State, Players Era Festival (11/30/24) (L, 70-73 OT)

Steals

Recorded 10+ steals

UH: 11, Clyde Drexler, vs. Syracuse (12/11/82)
Opp: 10, by B.J. Tyler, Texas (1/29/94)

Recorded 5+ steals

UH: 5, Joseph Tugler, vs. Towson (11/8/25) (W, 65-48)
Opp: 7, Joshua Jefferson, vs. #8/8 Iowa State (2/22/25) (W, 68-59)

Recorded 3+ steals

UH: 5, Joseph Tugler, vs. Towson (11/8/25) (W, 65-48)
Opp: 3, Joshua Ingram, vs. Lehigh (11/3/25) (W, 75-57)

THE LAST TIME...

Turnovers

Recorded 11+ turnovers

UH: NA

Opp: 12, Dawan Robinson, vs. Rhode Island (12/27/05) (W, 67-41)

Recorded 10+ turnovers

UH: 10, Andre Owens, at UAB (2/22/03) (L, 52-80)

Opp: 10, Jeremy Wise, vs. Southern Miss (2/27/08) (W, 95-67)

Recorded 8+ turnovers

UH: 9, Jonathon Simmons, vs. Tulsa (1/4/12) (W, 70-69, OT)

Opp: 8, Rayl Dennis, at #11/11 Baylor (2/24/24) (W, 82-76 OT)

Recorded 5+ turnovers

UH: 5, Joseph Tugler, vs. Lehigh (11/3/25) (W, 75-57)

Opp: 6, Dylan Williamson, vs. Towson (11/8/25) (W, 65-48)

Recorded 3+ turnovers

UH: 3, Joseph Tugler, Chris Cenac Jr., Kingston Flemings, vs. Towson (11/8/25) (W, 65-48)

Opp: 6, Dylan Williamson; 3, Tyler Tejada, vs. Towson (11/8/25) (W, 65-48)

Minutes Played

Played every minute (regulation)

UH: 40:00, LJ Cryer, vs. #1/1 (1) Duke, NCAA Tournament Final Four (4/5/25) (W, 70-67)

Opp: 40:00, Braden Smith, vs. #22/22 (4) Purdue, NCAA Tournament Midwest Regional; Sweet 16 (3/28/25) (W, 62-60)

Two players played every minute (reg.)

UH: L.J. Rose, LeRon Barnes, at South Florida (2/17/15) (L, 67-69)

Opp: B.J. Tyson, Shawn Williams, vs. East Carolina (2/25/18) (W, 109-58)

Three players played every minute (reg.)

UH: 40, Dion Dowell, Richard Young, Robert Lee, vs. Creighton, Outrigger Hotels Rainbow Classic (12/22/06)

Opp: 40, by Brian Graham, Brian Swift, Bradley Mosley, vs. South Florida (2/21/04)

Played every minute (OT+)

UH: 45, LeRon Barnes, vs. UCF (1/6/15) (L, 78-79, OT)

Opp: 45, Zach Cooks, vs. Hofstra (11/9/21) (W, 83-75 OT)

Played every minute (20T+)

UH: 50, Rickie Winslow, Alvin Franklin, vs. Texas Tech (2/5/86)

Opp: 50, by Albert Thomas, Michael Strickland, vs. TCU, SWC Tournament (3/14/92)

Played every minute (30T+)

UH: 60, Clyde Drexler, at TCU (2/17/81)

Opp: 60, by Deckery Johnson, Warren Bridges, Darrell Browder, at TCU (2/17/81)

Played every minute (40T+)

UH: 60, Clyde Drexler, at TCU (2/17/81)

Opp: 60, by Deckery Johnson, Warren Bridges, Darrell Browder, at TCU (2/17/81)

Technical Fouls

Received a technical foul

UH: 2, Coach Kelvin Sampson, vs. Oklahoma State (2/6/24) (W, 79-63)

Joseph Tugler, vs. #1/1 (1) Duke, NCAA Tournament Final Four (4/5/25) (W, 70-67)

Opp: 1, Florida Bench, (4/7/25) (L, 63-65)

Rueben Chinyelu, vs. #3/3 (1) Florida, NCAA Tournament National Championship Game (4/7/25) (L, 63-65)

Fouls

Fouled out

UH: Joseph Tugler, vs. #3/3 (1) Florida, NCAA Tournament National Championship Game (4/7/25) (L, 63-65)

Opp: Trevor Baskin, vs. (16) Colorado, Phillips 66 Big 12 Championship Quarterfinals (3/13/25) (W, 77-68)

Two players fouled out

UH: Emanuel Sharp, Terrance Arceneaux, vs. (16) Colorado, Phillips 66 Big 12 Championship Quarterfinals (3/13/25) (W, 77-68)

Opp: Zeke Cook, Jeremiah Evans, vs. Louisiana (11/13/24) (W, 91-45)

Three players fouled out

UH: Ja'Vier Francis, Jamal Shead, LJ Cryer, Emanuel Sharp, vs. (9) Texas A&M, NCAA Tournament South Region Round of 32, (3/24/24) (W, 100-95, OT)

Opp: Christian Vital, James Bouknight, Sidney Wilson, vs. UConn (1/23/20) (W, 63-59)

Four players fouled out

UH: Ja'Vier Francis, Jamal Shead, LJ Cryer, Emanuel Sharp, vs. (9) Texas A&M, NCAA Tournament South Region Round of 32, (3/24/24) (W, 100-95, OT)

Opp: NA

Ejections

Was ejected

UH: Coach Kelvin Sampson, vs. Oklahoma State (2/6/24) (W, 79-63)

Justin Gorham, at Wichita State (2/18/21) (L, 63-68)

Opp: 2, Texas Tech Coach Grant McCasland, (2/1/25) (L, 81-82 OT)

Miscellaneous

Baseline photographer had camera kicked out onto court during play

UH: Stephen Pinchback, vs. Lehigh (11/3/25) (W, 75-57)

#2/2 HOUSTON 61, rv/- MISSISSIPPI STATE 52

The Preview CBB Exhibition

Sun., Oct. 26, 2025 • Fort Bend Epicenter • Rosenberg, Texas



Official Basketball Box Score - Final
Mississippi St. at Houston
10/26/25 Fort Bend Epicenter, Rosenberg, Texas
2025-26 Men's Basketball

Game Time: 4:30 PM
Game Duration: 2:11

Officials: Terry Oglesby, Olands Poole, Owen Short

Mississippi St. - 52													
Record: 0-0													
NO.	Name	Min	FG M-A	3P M-A	FT M-A	Rebounds OR DR TOT	Fouls PF PD	TP	AS	TO	ST	Blocks BS BA	+/-
99	Achor Achor	F 15:09	1-2	1-2	0-0	2 5 7	3 0	3	0	2	1	0 0	-2
15	Quincy Ballard	C 18:39	1-2	0-0	0-0	2 2 4	2 1	2	1	1	0	1 1	-4
5	Shawn Jones Jr.	G 27:12	2-4	0-1	5-8	1 2 3	3 4	9	0	3	0	1 0	-10
10	Jayden Eggs	G 03:52	0-0	0-0	0-0	0 0 0	0 0	0	0	0	0	0 0	-5
12	Josh Hubbard	G 31:47	6-16	2-7	4-7	0 3 3	0 5	18	2	3	0	0 0	-14
11	Sergej Macura	19:59	1-1	0-0	0-0	3 3 6	2 0	2	0	3	0	0 0	-7
2	Ja'Borri McGhee	13:35	0-2	0-0	4-7	0 3 3	1 3	4	0	0	2	1 1	-4
4	Brandon Walker	07:51	0-1	0-0	0-0	1 1 2	1 1	0	0	1	0	0 0	-4
1	Dellquan Warren	15:19	2-4	1-2	0-0	0 0 0	2 2	5	3	0	1	0 0	4
14	Amier Ali	10:11	0-1	0-1	1-2	1 0 1	0 1	1	0	0	0	0 0	2
0	Jamarion Davis-Fleming	15:43	2-3	0-0	0-0	0 1 1	2 2	4	0	0	1 1	1	-2
23	King Grace	17:19	1-3	1-2	1-2	0 3 3	3 1	4	0	2	0	2	-7
8	Cameron Paul	03:24	0-1	0-0	0-0	0 0 0	1 0	0	0	0	0	0 0	8
Team						1 5 6	0 0	0	6	1			
Totals			16-40	5-15	15-26	7 28 35	21 20	52	6	16	5 6 3	-9	
Shooting By Period													
1st FGM			5-18	27.8%									
3PT%			1-8	12.5%									
FT%			7-13	53.8%									
2nd FGM			11-22	50.0%									
3PT%			4-7	57.1%									
FT%			8-13	61.5%									
GM FGM			16-40	40.0%									
FT%			5-15	33.3%									
FT%			15-26	57.7%									
Dead Ball Rebounds: 5													

Major Fouls: NONE

Houston - 61						Record: 0-0										Major Fouls: NONE									
NO.	Name	Min	FG M-A	3P M-A	FT M-A	Rebounds OR DR TOT	Fouls PF PD	TP	AS	TO	ST	Blocks BS BA	+/-	Shooting By Period											
11	Joseph Tugler	F 27:23	6-14	0-1	5-6	3 4 7	2 5	17	2	0	1	2	1 5	1 st FG% 9-33	27.3%										
5	Chris Cenac Jr	C 29:01	3-6	0-2	3-6	4 5 9	2 3	9	1	0	4	1 0	1 2	3PT% 1-11	9.1%										
4	Kingston Flemings	G 29:01	2-6	0-1	1-4	1 3 4	3 3	5	4	2	1	0 2	8	FT% 5-8	62.5%										
7	Milos Uzan	G 34:03	5-15	3-6	0-0	4 2 6	5 0	13	4	1	3	0 2	9	2 nd FG% 13-29	44.8%										
21	Emanuel Sharp	G 28:13	4-15	0-7	4-5	0 1 1	3 6	12	1	2	1	0 1	5	3PT% 2-9	22.2%										
14	Kalifa Sakho	12:37	0-0	0-0	0-0	1 0 1	0 1	1	0	1	0	0 0	1	FT% 1-5	60.0%										
24	Chase McCarty	06:04	0-1	0-1	0-0	0 1 1	0 0	0	0	0	0	0 0	3	GM FG% 22-62	35.5%										
1	Isiah Harwell	15:33	1-2	0-1	0-0	2 2 4	2 2	2	0	1	0	0 0	7	3PT% 3-7	42.9%										
25	Mercy Miller	14:52	1-3	0-1	0-0	0 3 3	1 1	2	0	0	0	0 0	-2	FT% 14-23	60.9%										
3	Ramon Walker Jr.	03:13	0-0	0-0	0-0	0 0 0	0 1	0	0	1	0	0 0	-4	Dead Ball Rebounds: 2											
Team						5	0	5	0	0	1														
Totals			22-62	3-20	14-23	19 22 41	20 21	61	12	9 11	3 6 9														

Major Fouls: NONE

		MSU	HOU
Biggest lead	0 (1 st 20:00)	12 (2 nd 10:47)	
Best Scoring Run	9 (2 nd 6:57)	6 (2 nd 6:25)	
Lead Changes	0		
Times Tied	0		
Time with Lead	00:00	39:41	

		MSU	HOU
Points from Turnovers	8	13	
Paint	18	30	
Second Chance	9	9	
Fast Breaks	6	7	
Bench	20	5	

		MSU	HOU
Period by Period Scoring			
1st	2nd	TOT	
MSU	18	34	52
HOU	24	37	61

#2/2 HOUSTON 75, LEHIGH 57

Monday, November 3, 2025 • Fertitta Center • Houston



Official Basketball Box Score - Final
Lehigh at Houston
11/03/25 Fertitta Center, Houston, Texas
2025-26 Men's Basketball

Game Time: 7:05 PM
Game Duration: 2:17
Attendance: 7,035

Officials: Tommy Johnson, De Sete Dean, Nori Kikwa

Lehigh - 57												
Record: 0-1												
NO.	Name	Min	FG M-A	3P M-A	FT M-A	Rebounds OR OR TOT	Fouls P F	TP	AS	TO	ST	Blocks BS BA +/-
5	Eduard Benoit	F 25:58	0-7	0-5	0-0	1 5 6	3 4	0	1	0	1	0 1 -14
35	Hank Alvey	F 28:39	4-7	0-1	2-4	5 3 8	1 4	10	0	1	0	1 2 -22
1	Nasir Whitlock	G 35:54	6-15	1-2	5-6	3 6 9	2 5	18	0	5	1	0 3 -13
4	Joshua Ingram	G 35:17	4-6	0-0	1-2	0 5 5	4 2	9	0	5	3	1 0 -15
10	Caleb Thomas	G 29:15	3-10	1-3	3-4	0 2 2	2 3	10	3	1	0	0 0 -2
15	Alfredo Addesa	16:59	1-4	1-2	0-0	0 0 0	0 1	0	3	0	1	0 0 -2
25	Peter Kramer	16:24	1-2	1-2	3-5	0 0 0	0 2	6	0	0	1	1 0 -5
31	Jalen Vazquez	10:45	0-0	0-0	1-2	0 0 0	0 2	2	1	0	1	0 0 -16
0	Andrew Urosecic	00:24	0-0	0-0	0-0	0 0 0	0 0	0	0	0	0	0 0 0
44	Tommy Conniff	00:24	0-0	0-0	0-0	0 0 0	0 0	0	1	0	0	0 0 0
21	Jake Pike	00:01	0-0	0-0	0-0	0 0 0	0 0	0	0	0	0	0 0 -1
Team												
Totals			19-51	4-15	15-23	9 21 30	16 22	57	5	15	8	3 6 -18

Shooting By Period		
1 st FG%	9-27	33.3%
3PT%	2-7	28.6%
FT%	3-4	75%
2 nd FG%	10-24	41.7%
3PT%	28	25.0%
FT%	12-19	63.2%
GMFG%	19-51	37.3%
3PT%	4-15	26.7%
FT%	15-23	65.2%

Dead Ball Rebounds: 3

Major Fouls: NONE

Houston - 75													major FOUls: NONE												
Record: 1-0																									
NO.	Name	Min	FG	3P	FT	Rebounds	Fouls	TP	AS	TO	ST	Blocks	Shooting By Period												
			M-A	M-A	M-A	OR DR TOT	PF PD					BS				BA	+/-								
11	Joseph Tugler	F 22:06	4-8	1-1	2-2	1 1 2	4 2	11	3	5	0	4	0	27	1 st FG% 17-30 55.7%										
5	Chris Cenac Jr	C 25:42	5-10	2-4	0-0	3 7 10	4 1	12	0	2	1	1	1	7	3 rd FT% 4-8 50.0%										
4	Kingston Flemings	G 20:45	3-4	1-2	1-2	0 2 2	3 2	8	2	1	0	0	0	1	FT% 6-7 85.7%										
7	Milos Uzan	G 36:43	5-17	1-5	1-2	0 5 5	1 4	12	5	2	1	0	1	13	2 nd FG% 9-31 29.0%										
21	Emanuel Sharp	G 34:59	7-13	1-4	9-10	3 4 7	4 5	24	1	1	3	1	1	19	3 rd FT% 1-3 33.3%										
14	Kalifa Sakho	08:49	0-1	0-0	1-2	0 1 0	1 1	1	0	0	0	0	0	-3	FT% 10-13 76.9%										
1	Isiah Harwell	18:56	1-2	1-2	0-0	1 0 1	2 0	3	2	1	4	0	0	9	GM FG% 26-61 42.6%										
24	Chase McCarty	10:44	1-3	0-2	2-2	0 4 4	0 1	4	0	0	0	1	0	12	3 rd FT% 7-21 33.3%										
0	Kordell Jefferson	05:46	0-0	0-0	0-0	0 1 1	2 0	0	1	1	0	0	0	8	FT% 16-20 80.0%										
25	Mercy Miller	06:13	0-1	0-0	0-0	0 0 0	0 0	0	0	0	1	0	0	0	Dead Ball Rebounds: 3										
3	Ramon Walker Jr.	07:15	0-2	0-1	0-0	3 1 4	1 0	0	0	0	0	0	0	-3											
Team						3 3 6	0 0	0	0																

Major Fouls: NONE

		LU	HOU
Biggest lead	0 (1 st 20:00)	24 (2 nd 6:51)	
Best Scoring Run	7 (2 nd 4:41)	12 (1 st 14:57)	
Lead Changes	0		
Times Tied	0		
Time with Lead	00:00	39:42	

		LU	HOU
Points from Turnovers	10	19	
Paint	22	22	
Second Chance	7	14	
Fast Breaks	8	6	
Bench	10	8	

		LU	HOU
Period by Period Scoring			
1st	2nd	TOT	
LU	23	34	57
HOU	44	31	75

#2/2 HOUSTON 65, TOWSON 48

Saturday, November 8, 2025 • Fertitta Center • Houston



Official Basketball Box Score - Final
Towson at Houston
11/08/25 Fertitta Center, Houston, Texas
2025-26 Men's Basketball

Game Time: 2:02 PM
Game Duration: 2:02
Attendance: 7,035

Officials: Doug Simmons, Chris Pasci, Christopher Merlo

Towson - 48												
Record: 1-1												
Officials: Doug Smith, Eric Patis, Christopher Miller												
NO.	Name	Min	FG M-A	3P M-A	FT M-A	Rebounds OR DR TOT	Fouls PF PD	TP AS	TO	ST	Blocks BS BA	+/-
13	Chike Ndefo	F 15:22	1-4	0-0	0-0	0 4 4	0 1	2	0	1	0 0	-3
23	Caleb Embeya	F 20:32	0-0	0-0	0-0	1 2 3	3 0	0	2	2	1 0	-10
4	Dylan Williamson	G 37:49	5-9	0-3	3-4	0 0 0	0 0	13	3	6	2 0	-18
15	Tyler Tejada	G 38:28	5-14	1-7	0-0	2 6 8	0 3	11	2	3	1 0	-19
21	Jack Dumbria Jr.	G 31:08	6-12	0-2	4-7	4 3 7	1 5	16	2	2	3 0	-15
41	Mor Seck	15:55	0-1	0-0	0-1	1 1 1	3 1	0	0	2	0 0	-6
24	Jaquan Womack	09:21	0-2	0-1	0-2	0 1 1	1 1	0	0	1	0 0	-14
1	Tyler Schmidt	23:03	2-5	2-5	0-0	1 1 2	4 0	6	0	0	0 0	-4
3	Tyler Coleman	05:29	0-2	0-0	0-0	0 1 1	0 0	0	0	1 2	0 1	2
12	Abdou Samb	02:53	0-0	0-0	0-0	0 0 0	0 0	0	0	0 0	0 0	2
Team						1 7 8	0 0	0	0			
Totals			19-49	3-18	7-14	9 26 35	12 14	48	9	18	9 0	2 -17
Dead Ball Rebounds: 5 0												

Major Fouls: NONE

Houston - 65														
Record: 2-0														
NO.	NAME	MIN	FG	3P	FT	Rebounds	Fouls	TP	AS	TO	ST	Blocks	±	
			M-A	M-A	M-A	OR DR TOT	PF FO					BS BA		
11	Joseph Tugler	F 29:11	7-14	0-0	1-2	3 4 7	1 3	15	0	3	5	1	1st	
5	Chris Cenac Jr	C 29:04	1-8	0-3	0-0	4 9 13	3 3 3	2	2	3	0	0	1st	
4	Kingston Flemings	G 36:04	8-10	1-3	3-3	0 2 2	0 4	20	3	3	2	0	1st	
7	Milos Uzan	G 39:16	4-14	3-12	0-0	1 2 3	2 0	11	6	1	1	0	1st	
21	Emmanuel Sharp	G 24:46	3-8	2-7	1-2	3 2 5	2 1	9	1	1	0	0	1st	
1	Kalifa Sakho	G 02:26	0-0	0-0	0-0	0 0 0	0 0	0	0	0	0	0	2nd	
24	Chase McCarthy	15:26	1-3	1-3	0-0	2 0 2	1 1	3	1	0	1	1	0	
3	Ramon Walker Jr.	10:31	0-2	0-2	0-0	0 0 0	3 0 0	0	1	1	0	0	6	
25	Mercy Miller	07:23	2-3	1-2	0-0	0 0 0	1 0	5	1	0	1	0	-1	
8	Cedric Lath	05:53	0-0	0-0	0-0	0 0 0	1 0	0	0	0	0	0	4	
Team														
Totals			26-62	8-32	5-7	12	23	35	14	12	65	14	12	0



2025-26 Houston Men's Basketball Combined Team Statistics All games

Page 1/1
as of Nov 13, 2025

Game Records

Record	Overall	Home	Away	Neutral
ALL GAMES	3-0	3-0	0-0	0-0
CONFERENCE	0-0	0-0	0-0	0-0
NON-CONFERENCE	3-0	3-0	0-0	0-0

Score by Periods

Team	1st	2nd	OT	TOT
Houston	116	102	0	218
Opponents	66	84	0	150

Team Box Score

No.	Player				Total		3-Point		F-Throw		Rebounds											
		GP-GS	MIN	AVG	FG-FGA	FG%	3FG-3FGA	3FG%	FT-FTA	FT%	OFF	DEF	TOT	AVG	PF	DQ	A	TO	BLK	STL	PTS	AVG
21	SHARP, Emanuel	3-3	85:36	28.5	17-34	.500	8-20	.400	10-12	.833	5	9	14	4.7	7	0	5	3	1	5	52	17.3
4	FLEMINGS, Kingston	3-3	84:13	28.1	19-26	.731	3-7	.429	6-7	.857	0	9	9	3.0	5	0	14	4	1	3	47	15.7
11	TUGLER, Joseph	3-3	66:27	22.2	13-24	.542	1-1	1.000	3-6	.500	5	8	13	4.3	8	0	4	9	9	7	30	10.0
7	UZAN, Milos	3-3	101:51	34.0	10-37	.270	5-22	.227	1-2	.500	2	9	11	3.7	4	0	14	4	0	4	26	8.7
5	CENAC JR, Chris	3-3	74:21	24.8	11-29	.379	2-8	.250	1-2	.500	9	18	27	9.0	8	0	2	7	2	1	25	8.3
1	HARWELL, Isiah	2-0	36:10	18.1	4-10	.400	2-6	.333	2-2	1.000	1	2	3	1.5	4	0	3	1	0	5	12	6.0
25	MILLER, Mercy	3-0	32:25	10.8	5-12	.417	2-6	.333	0-0	.000	2	2	4	1.3	2	0	1	0	0	3	12	4.0
24	MCCARTY, Chase	3-0	39:51	13.3	2-10	.200	1-8	.125	2-2	1.000	3	5	8	2.7	3	0	1	1	1	3	7	2.3
0	JEFFERSON, Kordel	2-0	10:36	5.3	2-5	.400	0-2	.000	0-0	.000	0	2	2	1.0	3	0	1	1	0	0	4	2.0
14	SAKHO, Kalifa	3-0	26:09	8.7	1-2	.500	0-0	.000	1-2	.500	2	4	6	2.0	2	0	0	0	0	0	3	1.0
3	WALKER JR., Ramon	3-0	32:52	11.0	0-5	.000	0-4	.000	0-0	.000	6	4	10	3.3	5	0	3	1	0	0	0	0.0
8	LATH, Cedric	2-0	09:29	4.7	0-0	.000	0-0	.000	0-0	.000	1	0	1	0.5	2	0	0	0	0	0	0	0.0
Team											9	7	16									
Total		3	600		84-194	.433	24-84	.286	26-35	.743	45	79	124	41.3	53	0	48	31	14	31	218	72.7
Opponents		3	600		54-151	.358	10-46	.217	32-52	.615	28	69	97	32.3	40	0	20	46	5	20	150	50.0

Team Statistics

	UH	OPP
Scoring	218	150
Points per game	72.7	50.0
Scoring margin	+22.7	-
Field goals-att	84-194	54-151
Field goal pct	.433	.358
3 point fg-att	24-84	10-46
3-point FG pct	.286	.217
3-pt FG made per game	8.0	3.3
Free throws-att	26-35	32-52
Free throw pct	.743	.615
F-Throws made per game	8.7	10.7
Rebounds	124	97
Rebounds per game	41.3	32.3
Rebounding margin	+9.0	-
Assists	48	20
Assists per game	16.0	6.7
Turnovers	31	46
Turnovers per game	10.3	15.3
Turnover margin	+5.0	-
Assist/turnover ratio	1.5	0.4
Steals	31	20
Steals per game	10.3	6.7
Blocks	14	5
Blocks per game	4.7	1.7
Winning streak	3	-
Home win streak	3	-
Attendance	21105	0
Home games-Avg/Game	3-7035	0-0
Neutral site-Avg/Game	-	0-0

Team Results

Date	Opponent		Score	Att.
11/03/2025	Lehigh	W	75-57	7035
11/08/2025	Towson	W	65-48	7035
11/12/2025	Oakland	W	78-45	7035



2025-26 Houston Men's Basketball
Team High/Low Analysis
All games

Houston - Game Highs

POINTS	78	Oakland (11/12/2025)
	75	Lehigh (11/03/2025)
	65	Towson (11/08/2025)
FIELD GOALS MADE	32	Oakland (11/12/2025)
	26	Towson (11/08/2025)
	26	Lehigh (11/03/2025)
FIELD GOAL ATTEMPTS	71	Oakland (11/12/2025)
	62	Towson (11/08/2025)
FIELD GOAL PERCENTAGE	.451 (32-71)	Oakland (11/12/2025)
	.426 (26-61)	Lehigh (11/03/2025)
3 PT FG MADE	9	Oakland (11/12/2025)
	8	Towson (11/08/2025)
3 PT FG ATTEMPTS	32	Towson (11/08/2025)
	31	Oakland (11/12/2025)
3 PT FG PERCENTAGE	.333 (7-21)	Lehigh (11/03/2025)
	.290 (9-31)	Oakland (11/12/2025)
FREE THROWS MADE	16	Lehigh (11/03/2025)
	5	Oakland (11/12/2025)
	5	Towson (11/08/2025)
FREE THROW ATTEMPTS	20	Lehigh (11/03/2025)
	8	Oakland (11/12/2025)
FREE THROW PERCENTAGE	.800 (16-20)	Lehigh (11/03/2025)
	.714 (5-7)	Towson (11/08/2025)
REBOUNDS	46	Oakland (11/12/2025)
	43	Lehigh (11/03/2025)
ASSISTS	20	Oakland (11/12/2025)
	14	Towson (11/08/2025)
	14	Lehigh (11/03/2025)
STEALS	11	Towson (11/08/2025)
	11	Lehigh (11/03/2025)
BLOCKED SHOTS	6	Oakland (11/12/2025)
	6	Lehigh (11/03/2025)
TURNOVERS	13	Lehigh (11/03/2025)
	12	Towson (11/08/2025)
FOULS	22	Lehigh (11/03/2025)
	17	Oakland (11/12/2025)



2025-26 Houston Men's Basketball
Team High/Low Analysis
All games

Houston - Game Lows

POINTS	65	Towson (11/08/2025)
	75	Lehigh (11/03/2025)
	78	Oakland (11/12/2025)
FIELD GOALS MADE	26	Towson (11/08/2025)
	26	Lehigh (11/03/2025)
FIELD GOAL ATTEMPTS	61	Lehigh (11/03/2025)
	62	Towson (11/08/2025)
FIELD GOAL PERCENTAGE	.419 (26-62)	Towson (11/08/2025)
	.426 (26-61)	Lehigh (11/03/2025)
3 PT FG MADE	7	Lehigh (11/03/2025)
	8	Towson (11/08/2025)
3 PT FG ATTEMPTS	21	Lehigh (11/03/2025)
	31	Oakland (11/12/2025)
3 PT FG PERCENTAGE	.250 (8-32)	Towson (11/08/2025)
	.290 (9-31)	Oakland (11/12/2025)
FREE THROWS MADE	5	Oakland (11/12/2025)
	5	Towson (11/08/2025)
FREE THROW ATTEMPTS	7	Towson (11/08/2025)
	8	Oakland (11/12/2025)
FREE THROW PERCENTAGE	.625 (5-8)	Oakland (11/12/2025)
	.714 (5-7)	Towson (11/08/2025)
REBOUNDS	35	Towson (11/08/2025)
	43	Lehigh (11/03/2025)
ASSISTS	14	Towson (11/08/2025)
	14	Lehigh (11/03/2025)
STEALS	9	Oakland (11/12/2025)
	11	Towson (11/08/2025)
	11	Lehigh (11/03/2025)
BLOCKED SHOTS	2	Towson (11/08/2025)
	6	Oakland (11/12/2025)
	6	Lehigh (11/03/2025)
TURNOVERS	6	Oakland (11/12/2025)
	12	Towson (11/08/2025)
FOULS	14	Towson (11/08/2025)
	17	Oakland (11/12/2025)



2025-26 Houston Men's Basketball
Team High/Low Analysis
All games

Opponent - Game Highs

POINTS	57	Lehigh (11/03/2025)
	48	Towson (11/08/2025)
	45	Oakland (11/12/2025)
FIELD GOALS MADE	19	Towson (11/08/2025)
	19	Lehigh (11/03/2025)
FIELD GOAL ATTEMPTS	51	Oakland (11/12/2025)
	51	Lehigh (11/03/2025)
FIELD GOAL PERCENTAGE	.388 (19-49)	Towson (11/08/2025)
	.373 (19-51)	Lehigh (11/03/2025)
3 PT FG MADE	4	Lehigh (11/03/2025)
	3	Oakland (11/12/2025)
	3	Towson (11/08/2025)
3 PT FG ATTEMPTS	18	Towson (11/08/2025)
	15	Lehigh (11/03/2025)
3 PT FG PERCENTAGE	.267 (4-15)	Lehigh (11/03/2025)
	.231 (3-13)	Oakland (11/12/2025)
FREE THROWS MADE	15	Lehigh (11/03/2025)
	10	Oakland (11/12/2025)
FREE THROW ATTEMPTS	23	Lehigh (11/03/2025)
	15	Oakland (11/12/2025)
FREE THROW PERCENTAGE	.667 (10-15)	Oakland (11/12/2025)
	.652 (15-23)	Lehigh (11/03/2025)
REBOUNDS	35	Towson (11/08/2025)
	32	Oakland (11/12/2025)
ASSISTS	9	Towson (11/08/2025)
	6	Oakland (11/12/2025)
STEALS	9	Towson (11/08/2025)
	8	Lehigh (11/03/2025)
BLOCKED SHOTS	3	Lehigh (11/03/2025)
	2	Oakland (11/12/2025)
TURNOVERS	18	Towson (11/08/2025)
	15	Lehigh (11/03/2025)
FOULS	16	Lehigh (11/03/2025)
	12	Oakland (11/12/2025)
	12	Towson (11/08/2025)



2025-26 Houston Men's Basketball
Team High/Low Analysis
All games

Opponent - Game Lows

POINTS	45	Oakland (11/12/2025)
	48	Towson (11/08/2025)
	57	Lehigh (11/03/2025)
FIELD GOALS MADE	16	Oakland (11/12/2025)
	19	Towson (11/08/2025)
	19	Lehigh (11/03/2025)
FIELD GOAL ATTEMPTS	49	Towson (11/08/2025)
	51	Oakland (11/12/2025)
	51	Lehigh (11/03/2025)
FIELD GOAL PERCENTAGE	.314 (16-51)	Oakland (11/12/2025)
	.373 (19-51)	Lehigh (11/03/2025)
3 PT FG MADE	3	Oakland (11/12/2025)
	3	Towson (11/08/2025)
3 PT FG ATTEMPTS	13	Oakland (11/12/2025)
	15	Lehigh (11/03/2025)
3 PT FG PERCENTAGE	.167 (3-18)	Towson (11/08/2025)
	.231 (3-13)	Oakland (11/12/2025)
FREE THROWS MADE	7	Towson (11/08/2025)
	10	Oakland (11/12/2025)
FREE THROW ATTEMPTS	14	Towson (11/08/2025)
	15	Oakland (11/12/2025)
FREE THROW PERCENTAGE	.500 (7-14)	Towson (11/08/2025)
	.652 (15-23)	Lehigh (11/03/2025)
REBOUNDS	30	Lehigh (11/03/2025)
	32	Oakland (11/12/2025)
ASSISTS	5	Lehigh (11/03/2025)
	6	Oakland (11/12/2025)
STEALS	3	Oakland (11/12/2025)
	8	Lehigh (11/03/2025)
BLOCKED SHOTS	0	Towson (11/08/2025)
	2	Oakland (11/12/2025)
TURNOVERS	13	Oakland (11/12/2025)
	15	Lehigh (11/03/2025)
FOULS	12	Oakland (11/12/2025)
	12	Towson (11/08/2025)



2025-26 Houston Men's Basketball
Player Highs Analysis
All games

as of No

Houston - Individual Game Highs

POINTS	24	Emanuel Sharp vs Lehigh (11/03/2025)
	20	Kingston Flemings vs Towson (11/08/2025)
	19	Emanuel Sharp vs Oakland (11/12/2025)
	19	Kingston Flemings vs Oakland (11/12/2025)
	15	Joseph Tugler vs Towson (11/08/2025)
FIELD GOALS MADE	8	Kingston Flemings vs Oakland (11/12/2025)
	8	Kingston Flemings vs Towson (11/08/2025)
FIELD GOAL ATTEMPTS	17	Milos Uzan vs Lehigh (11/03/2025)
	14	Milos Uzan vs Towson (11/08/2025)
	14	Joseph Tugler vs Towson (11/08/2025)
FIELD GOAL PERCENTAGE (min 5 made)	.800 (8-10)	Kingston Flemings vs Towson (11/08/2025)
	.667 (8-12)	Kingston Flemings vs Oakland (11/12/2025)
3 PT FG MADE	5	Emanuel Sharp vs Oakland (11/12/2025)
	3	Milos Uzan vs Towson (11/08/2025)
3 PT FG ATTEMPTS	12	Milos Uzan vs Towson (11/08/2025)
	9	Emanuel Sharp vs Oakland (11/12/2025)
3 PT FG PERCENTAGE (min 2 made)	.556 (5-9)	Emanuel Sharp vs Oakland (11/12/2025)
	.500 (2-4)	Chris Cenac Jr vs Lehigh (11/03/2025)
FREE THROWS MADE	9	Emanuel Sharp vs Lehigh (11/03/2025)
	3	Kingston Flemings vs Towson (11/08/2025)
FREE THROW ATTEMPTS	10	Emanuel Sharp vs Lehigh (11/03/2025)
	3	Kingston Flemings vs Towson (11/08/2025)
FREE THROW PERCENTAGE (min 3 made)	1.000 (3-3)	Kingston Flemings vs Towson (11/08/2025)
	.900 (9-10)	Emanuel Sharp vs Lehigh (11/03/2025)
REBOUNDS	13	Chris Cenac Jr vs Towson (11/08/2025)
	10	Chris Cenac Jr vs Lehigh (11/03/2025)
ASSISTS	9	Kingston Flemings vs Oakland (11/12/2025)
	6	Milos Uzan vs Towson (11/08/2025)
STEALS	5	Joseph Tugler vs Towson (11/08/2025)
	4	Isiah Harwell vs Lehigh (11/03/2025)
BLOCKED SHOTS	4	Joseph Tugler vs Oakland (11/12/2025)
	4	Joseph Tugler vs Lehigh (11/03/2025)
TURNOVERS	5	Joseph Tugler vs Lehigh (11/03/2025)
	3	Joseph Tugler vs Towson (11/08/2025)
	3	Chris Cenac Jr vs Towson (11/08/2025)
	3	Kingston Flemings vs Towson (11/08/2025)
FOULS	4	Emanuel Sharp vs Lehigh (11/03/2025)
	4	Joseph Tugler vs Lehigh (11/03/2025)
	4	Chris Cenac Jr vs Lehigh (11/03/2025)



2025-26 Houston Men's Basketball
Player Highs Analysis
All games

as of N

Opponent - Individual Game Highs

POINTS	20	Isaac Garrett vs Oakland (11/12/2025)
	18	Nasir Whitlock vs Lehigh (11/03/2025)
	16	Jack Doumbia Jr. vs Towson (11/08/2025)
	13	Dylan Williamson vs Towson (11/08/2025)
	11	Tyler Tejada vs Towson (11/08/2025)
FIELD GOALS MADE	8	Isaac Garrett vs Oakland (11/12/2025)
	6	Jack Doumbia Jr. vs Towson (11/08/2025)
	6	Nasir Whitlock vs Lehigh (11/03/2025)
FIELD GOAL ATTEMPTS	16	Isaac Garrett vs Oakland (11/12/2025)
	15	Nasir Whitlock vs Lehigh (11/03/2025)
FIELD GOAL PERCENTAGE (min 5 made)	.556 (5-9)	Dylan Williamson vs Towson (11/08/2025)
	.500 (8-16)	Isaac Garrett vs Oakland (11/12/2025)
	.500 (6-12)	Jack Doumbia Jr. vs Towson (11/08/2025)
3 PT FG MADE	3	Nassim Mashhour vs Oakland (11/12/2025)
	2	Tyler Schmidt vs Towson (11/08/2025)
3 PT FG ATTEMPTS	7	Tyler Tejada vs Towson (11/08/2025)
	5	Tyler Schmidt vs Towson (11/08/2025)
	5	Edouard Benoit vs Lehigh (11/03/2025)
3 PT FG PERCENTAGE (min 2 made)	.750 (3-4)	Nassim Mashhour vs Oakland (11/12/2025)
	.400 (2-5)	Tyler Schmidt vs Towson (11/08/2025)
FREE THROWS MADE	5	Brody Robinson vs Oakland (11/12/2025)
	5	Nasir Whitlock vs Lehigh (11/03/2025)
FREE THROW ATTEMPTS	7	Jack Doumbia Jr. vs Towson (11/08/2025)
	6	Isaac Garrett vs Oakland (11/12/2025)
	6	Nasir Whitlock vs Lehigh (11/03/2025)
FREE THROW PERCENTAGE (min 3 made)	1.000 (5-5)	Brody Robinson vs Oakland (11/12/2025)
	.833 (5-6)	Nasir Whitlock vs Lehigh (11/03/2025)
REBOUNDS	9	Nasir Whitlock vs Lehigh (11/03/2025)
	8	Tyler Tejada vs Towson (11/08/2025)
	8	Hank Alvey vs Lehigh (11/03/2025)
ASSISTS	3	Brody Robinson vs Oakland (11/12/2025)
	3	Dylan Williamson vs Towson (11/08/2025)
	3	Caleb Thomas vs Lehigh (11/03/2025)
STEALS	3	Jack Doumbia Jr. vs Towson (11/08/2025)
	3	Joshua Ingram vs Lehigh (11/03/2025)
BLOCKED SHOTS	2	Isaac Garrett vs Oakland (11/12/2025)
	1	Joshua Ingram vs Lehigh (11/03/2025)
	1	Peter Kramer vs Lehigh (11/03/2025)
	1	Hank Alvey vs Lehigh (11/03/2025)
TURNOVERS	6	Dylan Williamson vs Towson (11/08/2025)
	5	Joshua Ingram vs Lehigh (11/03/2025)
	5	Nasir Whitlock vs Lehigh (11/03/2025)
FOULS	4	Tyler Schmidt vs Towson (11/08/2025)
	4	Joshua Ingram vs Lehigh (11/03/2025)

TEAM GAME-by-GAME STATISTICS

Team	Date	W/L	Pts	1st/2nd	FG-A	Pct.	3P-A	Pct.	FT-A	Pct	Off	Def	Reb	PF	Ast	TO	Bl	St
#2/2 HOUSTON	11/3/25	W	75	44/31	26-61	.426	7-21	.333	16-20	.800	15	28	43	22	14	13	6	11
vs. Lehigh			57	31/34	19-51	.373	4-15	.267	15-23	.652	9	21	30	16	5	15	3	8
#2/2 HOUSTON	11/8/25	W	65	33/32	26-62	.419	8-32	.250	5-7	.714	12	23	35	14	14	12	2	11
vs. Towson			48	26/22	19-49	.388	3-18	.167	7-14	.500	9	26	35	12	9	18	0	9
#1/2 HOUSTON	11/12/25	W	75	39/39	32-71	.451	9-31	.290	5-8	.625	18	28	46	17	20	6	6	9
vs. Oakland			45	17/28	16-51	.314	3-13	.231	10-15	.667	10	22	32	12	6	13	2	3
#1/2 HOUSTON	11/16/25																	
vs. #22/25 Auburn																		
HOUSTON	11/20/25																	
vs. Rider																		
HOUSTON	11/24/25																	
vs. Syracuse																		
HOUSTON	11/25/25																	
vs. Tennessee																		
HOUSTON	11/26/25																	
vs. TBA																		
HOUSTON	12/6/25																	
vs. Florida State																		
HOUSTON	12/10/25																	
vs. Jackson State																		
HOUSTON	12/13/25																	
vs. New Orleans																		
HOUSTON	12/20/25																	
vs. Arkansas																		
HOUSTON	12/29/25																	
vs. Middle Tennessee																		
HOUSTON	1/3/26																	
at Cincinnati																		
HOUSTON	1/6/26																	
vs. Texas Tech																		
HOUSTON	1/10/26																	
at Baylor																		
HOUSTON	1/13/26																	
vs. West Virginia																		
HOUSTON	1/18/26																	
vs. Arizona State																		
HOUSTON	1/24/26																	
at Texas Tech																		
HOUSTON	1/28/26																	
at TCU																		
HOUSTON	1/31/26																	
vs. Cincinnati																		
HOUSTON	2/4/26																	
vs. UCF																		
HOUSTON	2/7/26																	
at BYU																		
HOUSTON	2/10/26																	
at Utah																		
HOUSTON	2/14/26																	
vs. Kansas State																		
HOUSTON	2/16/26																	
at Iowa State																		
HOUSTON	2/21/26																	
vs. Arizona																		
HOUSTON	2/23/26																	
at Kansas																		
HOUSTON	2/28/26																	
vs. Colorado																		
HOUSTON	3/4/26																	
vs. Baylor																		
HOUSTON	3/7/26																	
at Oklahoma State																		
HOUSTON	1/2/26																	
vs. TBA																		
Totals			218	116/102	84-194	.433	24-84	.286	26-35	.743	45	79	124	53	48	31	14	31
Opponents			150	66/84	54-151	.358	10-46	.217	32-52	.615	28	69	97	40	20	46	5	20