



# 2025-26 AUBURN MEN'S BASKETBALL

## 2025-26 SCHEDULE

**OVERALL: 12-7 SEC: 3-3**  
**HOME: 8-1 AWAY: 1-3 NEUTRAL: 3-3**

### AP POLL

DATE	AU OPP	OPPONENT (TV)	TIME (CT)
Oct. 15	20 RV	vs. Oklahoma State [EXHIBITION]	L, 95-97 (OT)
'Oct. 30	20 -	vs. Memphis [EXHIBITION]	W, 100-71
<b>NOVEMBER (6-2)</b>			
Nov. 3	20 -	BETHUNE-COOKMAN (SECN+)	W, 95-90 (OT)
Nov. 6	20 -	MERRIMACK (SECN+)	W, 95-57
Nov. 11	22 -	WOFFORD (SECN+)	W, 93-62
Nov. 16	22 1	vs. Houston \$ (ESPN)	L, 72-73
Nov. 19	22 -	JACKSON STATE (SECN)	W, 112-66
Nov. 24	21 -	vs. Oregon ^ (TruTV)	W, 84-73
Nov. 25	21 7	vs. Michigan ^ (TNT)	L, 72-102
Nov. 26	21 14	vs. St. John's ^ (TruTV)	W, 85-74
<b>DECEMBER (3-2)</b>			
Dec. 3	20 RV	NC STATE % (ESPN)	W, 83-73
Dec. 6	20 2	at Arizona (ESPN)	L, 68-97
Dec. 13	21 -	vs. Chattanooga ! (SECN)	W, 92-78
Dec. 20	21 6	vs. Purdue & (Peacock)	L, 60-88
Dec. 29	RV -	QUEENS UNIVERSITY (SECN)	W, 106-65
<b>JANUARY (2-3)</b>			
Jan. 3	RV 23	at Georgia * (SECN)	L, 100-104 (OT)
Jan. 6	RV -	TEXAS A&M * (SECN)	L, 88-90
Jan. 10	RV 15	ARKANSAS * (ESPN)	W, 95-73
Jan. 14	RV -	at Missouri * (ESPN2)	L, 74-84
Jan. 17	RV -	SOUTH CAROLINA * (SECN)	W, 71-67
Jan. 20	- -	at Ole Miss * (ESPNU)	W, 78-66
Jan. 24	- 16	at Florida * (ESPN)	3 p.m.
Jan. 28	- -	TEXAS * (ESPN2)	6 p.m.
Jan. 31	- -	at Tennessee * (ESPN)	7:30 p.m.
<b>FEBRUARY (0-0)</b>			
Feb. 7	- -	ALABAMA * (ESPN2)	3/3:30 p.m.
Feb. 10	- -	VANDERBILT * (SECN)	6 p.m.
Feb. 14	- -	at Arkansas * (ESPN/2)	7:30 p.m.
Feb. 18	- -	at Mississippi State * (ESPN/2/U)	8 p.m.
Feb. 21	- -	KENTUCKY * (ESPN/2)	7:30 p.m.
Feb. 24	- -	at Oklahoma * (ESPN/2/U)	8 p.m.
Feb. 28	- -	OLE MISS * (SECN)	7:30 p.m.
<b>MARCH (0-0)</b>			
Mar. 3	- -	LSU * (SECN)	9 p.m.
Mar. 7	- -	at Alabama * (ESPN/2)	7:30 p.m.
Mar. 11-15	- -	SEC Tournament	TBA

[exh-1] Ballin in Boutwell (Birmingham, AL) | [exh-2] Bad Boy Mowers Series (Alanta, GA) | \$ The Battleground 2k25 (Birmingham, AL) | ^ Players Era Championship (Las Vegas, NV) | % SEC/ACC Challenge (Auburn, AL) | ! Holiday Hoopsgiving (Atlanta, GA) | & Indy Classic (Indianapolis, IN) \* Southeastern Conference game

## GAME

# 20

### AUBURN (12-7, 3-3) at #16 FLORIDA (14-5, 5-1)

**Saturday, Jan. 24 | 3 P.M. CT | ESPN**  
**O'Connell Center (10,133) | Gainesville, Fla.**



AUBURN		FLORIDA
--/--	AP Poll/Coaches Poll	16/--
Steven Pearl	Head Coach	Todd Golden
13-7* (1st Season)	Career Record (Year)	147-74 (7th Season)
Same	Record at School (Year)	90-38 (4th Season)
0-0	Coach vs. Opponent	3-2

\*Won one game as interim HC in 2021

**SERIES:** Auburn leads, 92-85

**TV:** SEC Network (Karl Ravech, Jimmy Dykes)

**AUBURN RADIO:** Auburn Sports Properties (Andy Burcham, Randall Dickey, Brad Law)

## TIGER STORYLINES

- Winners of two in a row and three of its last four, the Auburn men's basketball team looks for a marquee road win against the defending national champion and 16th-ranked Florida Gators on Saturday. A win in Gainesville would be Auburn's first since 1996 and would be Auburn's third win against a ranked team this season. These two last met in last year's Final Four with Florida coming out victorious 79-73.
- Led by an outstanding effort from center KeShawn Murphy in which he had 16 points and a career-high tying 14 rebounds, the Tigers defeated Ole Miss 78-66 on Tuesday in Oxford. Murphy was the catalyst for Auburn out-rebounding Ole Miss 42-26 (+16) and the Tigers have now held an advantage on the glass in five of six SEC games. Auburn is 51st nationally in rebounding margin (5.9), 13th nationally in offensive rebounding (14.2/game) and will need a phenomenal effort against a Gators team that leads the nation in rebounds per game (46.53), offensive rebounds per game (17.16) and rebounding margin (15.8).
- Senior forward Keyshawn Hall leads the nation in free throws made (136) and paces an Auburn team that ranks first nationally in free throws attempted (28.6) and third nationally in free throws made (21.0) per game. The Tigers are coming off a game at Ole Miss in which they had season highs in free throws made (32) and attempted (39). The Tigers have attempted 30 or more free throws in 10 games this year.
- The Tigers have outscored all six SEC opponents in the paint this season and are coming off a performance in which they outscored Ole Miss 38-14 in that category. In SEC play, the Tigers are outscoring their opponents 244-174 in the paint. Along with Murphy and Hall, freshmen forwards Sebastian Williams-Adams and Filip Jovic have been outstanding for Auburn. Williams-Adams has scored in double figures each of the last three games and is averaging 30.7 minutes in SEC action, while Jovic is shooting 84.0 percent in SEC play (21-of-25).
- Auburn's defense has been much better of late and have held its last two opponents to under 70 points and a combined 37.8 shooting (45-of-119). Its defense will once again have to be stout against Florida who ranks 28th nationally in scoring offense (86.1).
- The Tigers have the No. 3 Strength of Schedule and Saturday will mark the eighth coach Steven Pearl has faced who has led their team to a Final Four. Pearl is 4-3 in such games midway through his first year with wins over John Calipari, Rick Patino, Dana Altman and Chris Beard, while having also faced Calvin Sampson, Dusty May and Matt Painter.

## AUBURN PROBABLE STARTERS

#	NAME	POS	HT	WT	CL	PPG	RPG	APG	SPG	FG%	3FG%	FT%	MPG
0	Tahaad Pettiford	G	6-1	170	So.	13.9	2.8	3.2	1.1	36.9	27.0	81.4	30.5
1	Kevin Overton	G/F	6-5	200	Sr.	12.2	3.5	1.3	1.5	40.7	33.7	84.1	29.3
3	KeShawn Murphy	F	6-10	230	Sr.	10.5	6.5	1.2	0.8	57.9	37.5	67.4	23.0
7	Keyshawn Hall	F	6-7	225	Sr.	20.1	7.6	2.9	0.7	47.6	40.0	86.6	32.7
33	Sebastian Williams-Adams	F	6-8	230	Fr.	7.7	3.7	2.0	1.4	55.9	29.4	48.1	27.1

## NUMERICAL ROSTER

No.	Name	Pos.	Ht.	Wt.	Cl.	Hometown (Last School)
0	Tahaad Pettiford	G	6-1	170	So.	Jersey City, N.J. (Hudson Catholic Regional HS)
1	Kevin Overton	G/F	6-5	200	Jr.	Oklahoma City, Okla. (Texas Tech)
2	Abdul Bashir	G	6-7	165	Jr.	Omaha, Neb. (Casper (Wyo.) College)
3	KeShawn Murphy	F	6-10	230	Sr.	Birmingham, Ala. (Mississippi State)
5	Kaden Magwood	G	6-2	175	Fr.	Louisville, Ky. (Combine Academy (NC))
6	Elyjah Freeman	G/F	6-8	185	So.	Palm Beach, Fla. (Lincoln Memorial)
7	Keyshawn Hall	F	6-7	225	Sr.	Cleveland, Ohio (UCF)
10	Simon Walker	G	6-5	205	Fr.	Huntsville, Ala. (Huntsville HS)
12	Joah Shay	G	5-6	135	So.	Winston-Salem, N.C. (Mount Tabor HS)
13	CJ Williams	G	6-2	185	Sr.	DeLand, Fla. (Fayetteville (Ark.) HS)
14	Emeka Oporum	C	7-0	205	So.	Lagos, Nigeria (Butler (Kan.) CC)
17	Drake Cardwell	G	6-5	195	So.	Augusta, Ga. (Evans HS)
20	Jeremiah Bowman	G/F	6-7	205	Fr.	Glassboro, N.J. (Wilson (Ga.) Academy)
21	Blake Muschalek	G	6-3	190	Jr.	Dallas, Texas (Trinity Christian Academy)
22	Reed Trapp	G	6-6	180	Sr.	Muscle Shoals, Ala. (Birmingham-Southern)
24	Bradley Pearson	G	6-1	160	So.	Auburn, Ala. (Southern Union State CC)
33	Sebastian Williams-Adams	F	6-8	230	Fr.	Hosuton, Texas (St. John's HS)
38	Filip Jović	F	6-8	225	Fr.	Bijeljina, Bosnia and Herzegovina

## ALPHABETICAL ROSTER

No.	Name	Pos.	Ht.	Wt.	Cl.	Hometown (Last School)
2	Abdul Bashir	G	6-7	165	Jr.	Omaha, Neb. (Casper (Wyo.) College)
20	Jeremiah Bowman	G/F	6-7	205	Fr.	Glassboro, N.J. (Wilson (Ga.) Academy)
17	Drake Cardwell	G	6-5	195	So.	Augusta, Ga. (Evans HS)
6	Elyjah Freeman	G/F	6-8	185	So.	Palm Beach, Fla. (Lincoln Memorial)
7	Keyshawn Hall	F	6-7	225	Sr.	Cleveland, Ohio (UCF)
38	Filip Jović	F	6-8	225	Fr.	Bijeljina, Bosnia and Herzegovina
5	Kaden Magwood	G	6-2	175	Fr.	Louisville, Ky. (Combine Academy (NC))
3	KeShawn Murphy	F	6-10	230	Sr.	Birmingham, Ala. (Mississippi State)
21	Blake Muschalek	G	6-3	190	Jr.	Dallas, Texas (Trinity Christian Academy)
14	Emeka Oporum	C	7-0	205	So.	Lagos, Nigeria (Butler (Kan.) CC)
1	Kevin Overton	G/F	6-5	200	Jr.	Oklahoma City, Okla. (Texas Tech)
24	Bradley Pearson	G	6-1	160	So.	Auburn, Ala. (Southern Union State CC)
0	Tahaad Pettiford	G	6-1	170	So.	Jersey City, N.J. (Hudson Catholic Regional HS)
12	Joah Shay	G	5-6	135	So.	Winston-Salem, N.C. (Mount Tabor HS)
22	Reed Trapp	G	6-6	180	Sr.	Muscle Shoals, Ala. (Birmingham-Southern)
10	Simon Walker	G	6-5	205	Fr.	Huntsville, Ala. (Huntsville HS)
13	CJ Williams	G	6-2	185	Sr.	DeLand, Fla. (Fayetteville (Ark.) HS)
33	Sebastian Williams-Adams	F	6-8	230	Fr.	Hosuton, Texas (St. John's HS)

## BASKETBALL STAFF

Head Coach Steven Pearl (Tennessee '10) – 1st Season  
 Associate Head Coach: Ira Bowman (Penn '96) – Eighth Season  
 Assistant Coach: Corey Williams (Oklahoma State '02) – Third Season  
 Assistant Coach: Ian Borders (Louisville '07) – Eighth Season  
 Assistant Coach/Offensive Coordinator: Mike Burgomaster (Miami '16) – 10th Season  
 Assistant Coach: Matt Gatens (Iowa '12) – 1st Season  
 Athletic Trainer: Clark Pearson (Kentucky '96) – 17th Season  
 Strength & Conditioning Coach: Damon Davis (Western Illinois '03) – 17th Season  
 Director of Player Development: Marquis Daniels (Auburn '03) – Eighth Season  
 Director of Operations: Maddux Jeffreys (Auburn '20) – Fourth Season

## PRONUNCIATION GUIDE

TAHAAD Pettiford ..... tuh-HAAD  
 Abdul BASHIR..... bah-SHEER  
 KADEN Magwood ..... K-den  
 ELYJAH Freeman .....uh-LIE-juh  
 Blake MUSCHALEK..... mah-SHAW-lick  
 JOAH Shay ..... JOE-ah  
 EMEKA OPURUM ..... uh-mek-AH OH-purr-UM  
 FILIP JOVIĆ ..... Philip YO-vich

**UNIVERSITY INFORMATION**

Location.....Auburn, Ala.  
 Founded.....1856  
 Enrollment.....33,015  
 Nickname.....Tigers  
 Colors.....Burnt Orange and Navy Blue  
 Conference.....Southeastern (SEC)

**ADMINISTRATION**

President.....Dr. Christopher B. Roberts  
 Director of Athletics.....John Cohen  
 Athletics Phone.....855-282-2010

**COACHING STAFF**

Head Coach.....Steven Pearl  
 Alma Mater.....Tennessee '10  
 Career Record.....13-7 (.650)  
 Seasons.....First  
 Record at Auburn.....13-7 (.650)  
 Seasons.....First  
 Associate Head Coach.....Ira Bowman  
 Alma Mater.....Penn '96  
 Assistant Coach.....Corey Williams  
 Alma Mater.....Oklahoma State '02  
 Assistant Coach/OC.....Mike Burgomaster  
 Alma Mater.....Miami '16  
 Assistant Coach.....Ian Borders  
 Alma Mater.....Louisville '07  
 Assistant Coach.....Matt Gatens  
 Alma Mater.....Iowa '12  
 Athletic Trainer.....Clark Pearson  
 Alma Mater.....Kentucky '96  
 Strength & Conditioning Coach.....Damon Davis  
 Alma Mater.....Western Illinois '03  
 Director of Player Development.....Marquis Daniels  
 Alma Mater.....Auburn '03

**PROGRAM HISTORY**

First Year of Basketball.....1905-06  
 All-Time Record.....1492-1253-1 (.543)  
 All-Time SEC Record.....655-768 (.459)  
 SEC Championships.....5  
 .....(1960, 1999, 2018, 2022, 2025)  
 SEC Tournament Titles.....3  
 .....(1985, 2019, 2024)  
 NCAA Tournament Appearances.....14  
 NCAA Tournament Record.....23-14  
 All-Americans.....15  
 All-SEC Selections.....102

**TEAM INFORMATION**

2024-25 Record.....32-6  
 SEC Record (Finish).....15-3 (1st)  
 Associated Press Final Ranking.....No. 4  
 USA TODAY/Coaches Final Ranking.....No. 4  
 Letterwinners Returning/Lost.....6/12  
 Starters Returning/Lost.....0/5  
 Newcomers.....10

**STATISTICAL COMPARISON**



**AUBURN**



**FLORIDA**

**2025-26 STATISTICS (JAN. 22)**

NCAA	SEC	Value	Statistic	NCAA	SEC	Value
143	12	1.28	Assist/Turnover Ratio	151	13	1.26
196	13	14.0	Assists Per Game	102	7	15.5
168	12	23.84	Bench Points per game	237	14	21.00
41	7	4.7	Blocks Per Game	26	5	4.9
134	13	0.532	Effective FG pct	181	14	0.521
97	10	12.84	Fastbreak Points	37	5	15.32
109	10	46.7	Field Goal Percentage	130	12	46.3
243	16	44.9	Field Goal Percentage Defense	67	5	41.6
112	3	16.8	Fouls Per Game	188	9	17.7
1	1	28.6	Free Throw Attempts Per Game	16	4	26.4
138	11	73.3	Free Throw Percentage	235	13	70.7
3	2	21.0	Free Throws Made Per Game	33	6	18.6
51	4	5.9	Rebound Margin	1	1	15.8
209	16	24.37	Rebounds (Defensive) Per Game	8	1	29.37
13	3	14.16	Rebounds (Offensive) Per Game	1	1	17.16
71	8	38.53	Rebounds Per Game	1	1	46.53
288	14	78.0	Scoring Defense	133	5	72.1
108	13	7.4	Scoring Margin	31	4	14.1
34	8	85.4	Scoring Offense	27	6	86.1
87	6	7.9	Steals Per Game	239	12	6.4
163	10	23.9	Three Point Attempts Per Game	95	7	26.1
251	12	32.6	Three Point Percentage	352	16	28.6
269	14	34.9	Three Point Percentage Defense	182	11	33.4
190	9	7.8	Three Pointers Per Game	227	14	7.5
116	7	1.3	Turnover Margin	285	15	-1.2
170	6	12.26	Turnovers Forced Per Game	269	10	11.11
97	8	10.9	Turnovers Per Game	221	14	12.3
105	11	63.2	Winning Percentage	46	4	73.3

**SERIES HISTORY**

**SERIES BREAKDOWN**

Series History	Auburn leads, 92-85
In Auburn	Auburn leads, 58-28
In Gainesville	Florida leads, 52-30
Neutral Site	Florida leads, 5-4
Current Streak	Florida, W2

**SERIES GAME-BY-GAME (LAST 10 - UF, 6-4)**

April 5, 2025*	N	L	73	79
Feb. 8, 2025	H	L	81	90
March 17, 2024	N	W	86	67
Feb. 10, 2024	A	L	65	81
Dec. 28, 2022	H	W	61	58
Feb. 19, 2022	A	L	62	63
Jan. 8, 2022	H	W	85	73
Feb. 23, 2021	H	L	57	74
Jan. 18, 2020	A	L	47	69
March 16, 2019	N	W	65	62

\* Final Four

**HEAD COACHES**

**STEVEN PEARL (TENNESSEE, '10)**

Career Record	13-7 (1st season)
Record at Auburn	13-7 (1st season)
SEC Record	3-3
SEC Tournament Record	0-0
Home	9-1
Away	1-3
Neutral	3-3
vs. AP Top 25	2-5
vs. Florida	0-0

**TODD GOLDEN (SAINT MARY'S, '08)**

Career Record	147-74 (7th year)
Record at Florida	90-38 (4th year)
vs. Auburn	3-2

## LAST GAME: AUBURN 78, OLE MISS 66 (JAN. 20)


- KeShawn Murphy delivered a double-double to lead Auburn to its first SEC road victory, a 78-66 triumph over Ole Miss Tuesday at the Pavilion, the Tigers' 10th consecutive series win.
- Murphy scored 16 points and equaled his career-high with 14 rebounds, helping Auburn outrebound the Rebels by 16 (42-26), a stunning differential.
- Ahead 28-27 at the half, Auburn steadily added to its advantage, leading by 13 with 6:24 to play before the Rebels rallied.
- Travis Perry's fifth 3-pointer began a 7-0 run that pulled the Rebels (11-8, 3-3) within three points with 3:25 remaining.
- Tahaad Pettiford took over from there, scoring Auburn's next seven points, drawing a foul and making a free throw after a spectacular turnaround jumper, then beating the Rebels' press and skying for a right-handed slam over 6-8 Ole Miss forward Corey Chest.
- Auburn (12-7, 3-3) scored the game's last seven points, all from the free-throw line, helping the Tigers make 32-of-39 free throws, including 23-of-28 in the second half.
- Those points helped Auburn overcome another tough outside shooting night that saw the Tigers make only 2-of-17 3-point attempts.
- Keyshawn Hall led Auburn with 19 points, including 11-of-12 free throws. Pettiford scored 17 and led Auburn with three assists. Sebastian Williams-Adams added 10 points.

## AUBURN POSTGAME NOTES - OLE MISS

- Auburn has won 10 straight games over Ole Miss, tying the Tigers' 10 consecutive wins over South Carolina for their longest active winning streak against an SEC opponent.
- Auburn recorded its first victory in four true road games this season.
- Auburn held a 28-27 halftime lead. It is the sixth time this season the Tigers have held an opponent to fewer than 30 first-half points, including the second straight game after holding South Carolina to 24 points in the first half on Saturday. Auburn is 10-1 when leading at halftime this season.
- Auburn scored 50 points on 54.2 percent shooting in the second half. The Tigers are averaging 49.0 points on 55.0 percent shooting in the second half of their 12 victories this season.
- Auburn finished 32-of-39 (82.1 percent) from the free throw line. It is the most free throws the Tigers have made since making a school-record 40 free throws against Alabama in 2024.
- Auburn outscored Ole Miss 38-14 in the paint. The plus-24 advantage in the paint is the Tigers' best in SEC play. Auburn has outscored its opponent in the paint in all six league games.
- Auburn outrebounded Ole Miss, 42-26. The Tigers are 10-3 when they outrebound an opponent this season. Auburn has outrebounded five out of six SEC opponents. The Tigers' plus-16 rebounding margin is their best in an SEC game since they also outrebounded the Rebels 42-26 in Oxford in 2024.
- Keyshawn Hall had a team-high 19 points with 11 of them coming from the free throw line (11-of-12). Murphy continues to lead the nation in free throws made.
- Pettiford scored 17 points on 5-of-12 shooting from the floor, including one 3-pointer, and 6-of-6 from the foul line, and he added a team-high three assists and two rebounds in 34 minutes. It is the most points he has scored since going for 25 points at Georgia in the SEC opener.

## LAST MEETING VS. FLORIDA: APRIL 5, 2025

- In the first all-SEC Final Four matchup in history, All-Americans Johni Broome and Walter Clayton Jr. willed their teams for 40 minutes before Florida took control late to defeat Auburn 79-73 in the national semifinals Saturday in the Alamodome.
- Clayton scored 20 of his 34 points in the second half to help Florida (35-4) outscore Auburn 41-27 and outrebound the Tigers by 10 after intermission, capitalizing on 12 second-half Auburn turnovers.
- Chad Baker-Mazara led Auburn with 18 points while Broome scored 15 and grabbed seven rebounds. Denver Jones added 10 points. Dylan Cardwell contributed nine points and eight rebounds.
- Leading by eight at the half, Auburn missed a chance to take a double-digit lead by missing a shot after a Florida turnover, then the Gators responded with an 11-0 run to take a 51-49 lead before Broome tied the score at 51-51.
- A rash of Auburn turnovers and Florida free throws helped the Gators take a two-point lead before Baker-Mazara put the Tigers back on top with a 3-pointer at the 7:31 mark.
- Back and forth they went. Broome lobbed to Cardwell for a dunk that put the Tigers up by one, only to see Florida's Thomas Haugh drive for a layup that gave Florida a 64-63 lead with 6:31 to play. Clayton then scored five consecutive points during a 7-0 run that gave Florida a 76-68 lead while Auburn went three and a half minutes without scoring before Baker-Mazara's 3-pointer with 32 seconds to play.



**Florida at Auburn**  
04/05/25 Alamodome, San Antonio  
2024-25 Men's Basketball

Game Time: 5:09 PM  
Game Duration: 2:31

Officials: Roger Ayers, Tony Padilla, Courtney Green

**Florida - 79** Record: 35-4

NO.	Name	Min	FG		3P		FT		Rebounds		Fouls		TP	AS	TO	ST	Blocks		+/-	
			M/A	M/A	M/A	M/A	OR	DR	PF	FD	BS	BA								
21	Alex Condon	F 22:44	0-5	0-1	1-3	2	2	4	5	3	1	3	3	0	1	1	1	1	1	-1
9	Rueben Chinyelu	C 22:34	2-2	0-0	1-2	3	6	9	3	1	5	1	0	2	0	0	0	13		
1	Walter Clayton Jr.	G 34:31	11-18	5-8	7-7	1	3	4	0	5	34	2	4	0	0	1	5			
5	Will Richard	G 36:04	1-6	0-3	5-6	1	5	6	2	4	7	0	3	3	0	0	2			
15	Aijah Martin	G 34:45	6-10	2-3	3-3	0	3	3	1	2	17	0	3	1	0	1	10			
3	Micah Handlogten	G 09:17	0-1	0-0	0-0	3	1	4	2	0	0	0	0	0	0	0	5			
10	Thomas Haugh	G 25:15	4-7	1-4	3-7	2	5	7	2	6	12	1	1	1	2	0	4			
11	Denzel Aberdeen	G 14:50	1-4	0-2	1-2	0	1	1	0	1	3	0	2	0	0	0	2			
Team																				
<b>Totals</b>			25-53	8-21	21-30	12	27	39	15	22	79	7	16	7	3	3	6			

**Auburn - 73** Record: 32-6

NO.	Name	Min	FG		3P		FT		Rebounds		Fouls		TP	AS	TO	ST	Blocks		+/-	
			M/A	M/A	M/A	M/A	OR	DR	PF	FD	BS	BA								
10	Chad Baker-Mazara	F 29:20	6-10	4-7	2-2	0	1	1	3	1	18	2	3	4	1	0	-10			
4	Johni Broome	C 34:05	6-14	0-2	3-7	4	3	7	3	7	15	2	3	3	2	1	-5			
44	Dylan Cardwell	C 23:24	4-5	0-0	1-2	2	6	8	3	1	9	0	0	1	0	1	-8			
2	Denver Jones	G 32:27	3-9	1-5	3-5	1	0	1	4	3	10	2	1	1	0	0	-8			
13	Miles Kelly	G 32:26	3-10	2-7	0-0	0	4	4	2	0	8	0	1	1	0	0	-3			
0	Tahaad Pettiford	G 23:19	1-6	0-4	5-5	0	3	3	3	2	7	4	3	1	0	0	3			
31	Chaney Johnson	G 22:15	2-3	0-0	2-2	2	3	5	4	1	6	1	1	0	0	1	9			
5	Chris Moore	G 02:44	0-0	0-0	0-0	0	0	0	0	0	0	0	0	0	0	0	0			
Team																				
<b>Totals</b>			25-57	7-25	16-23	9	21	30	22	15	73	11	14	11	3	3	-6			

	UF	AUB
<b>Biggest lead</b>	8 (2 <sup>nd</sup> 0:37)	9 (1 <sup>st</sup> 2:52)
<b>Best Scoring Run</b>	11 (2 <sup>nd</sup> 15:30)	8 (2 <sup>nd</sup> 12:11)
<b>Lead Changes</b>	15	
<b>Times Tied</b>	10	
<b>Time with Lead</b>	11:45	24:37

	Points from		Period by Period Scoring		
	UF	AUB	1st	2nd	TOT
<b>Turnovers</b>	16	6			
<b>Paint</b>	30	34			
<b>Second Chance</b>	11	14			
<b>Fast Breaks</b>	4	2			
<b>Bench</b>	15	13			

## AUBURN WITH NO. 3 SOS

- The Tigers currently have the nation's #3 Strength of Schedule. Auburn has played six AP Top 25 teams, including four in the top six (No. 1 Arizona, No. 3 Michigan, No. 4 Purdue, No. 6 Houston) along with No. 20 Arkansas and No. 21 Georgia. Auburn also beat St. John's when they were ranked No. 14.
- The Ole Miss game was Auburn's 11th game against a Quad 1 or Quad 2 opponent this season (see next page for Auburn's quad records).

**2025-26 HONORS/QUAD RECORDS****KEYSHAWN HALL**

- Karl Malone Award Preseason Watch List
- Lute Olson Award Early Season Watch List
- Dick Vitale National Player of the Week (1/12)
- Oscar Robertson Trophy Midseason Watch List

**TAHAAD PETTIFORD**

- Blue Ribbon CBB Yearbook Preseason First Team All-America
- Sporting News Preseason Third Team All-America
- Jay Bilas Preseason Third Team All-America
- Jon Rothstein Preseason Honorable Mention All-America
- NABC Player of the Year Preseason Watch List
- USBWA Player of the Year Preseason Watch List
- Naismith Player of the Year Preseason Watch List
- Oscar Robertson Trophy Preseason Watch List
- Bob Cousy Award Preseason Watch List
- SEC Preseason First Team All-SEC (Coaches)
- SEC Preseason First Team All-SEC (Media)

**AUBURN QUAD RECORDS:****QUAD 1 (3-6)**

Nov. 16 vs. #1 Houston - L, 72-73 (Neutral)  
 Nov. 25 vs. #7 Michigan - L, 72-102 (Neutral)  
 Nov. 26 vs. #14 St. John's - W, 85-74 (Neutral)  
 Dec. 3 vs. NC State - W, 83-73 (Home)  
 Dec. 6 at #2 Arizona - L, 68-97 (Away)  
 Dec. 20 vs. #6 Purdue - L, 60-88 (Neutral)  
 Jan. 3 at #23 Georgia - L, 100-104 (OT)(Away)  
 Jan. 10 vs. #15 Arkansas - W, 95-73 (Home)  
 Jan. 14 at Missouri - L, 74-84, (Away)

**QUAD 2 (1-1)**

Jan. 6 vs. Texas A&M - L, 88-90 (Home)  
 Jan. 20 at Ole Miss - W, 78-66 (Home)

**QUAD 3 (2-0)**

Nov. 24 vs. Oregon - W, 84-73 (Neutral)  
 Jan. 17 vs. South Carolina - W, 71-67 (Home)

**QUAD 4 (6-0)**

Nov. 3 vs. Bethune-Cookman - W, 95-90 (OT) (Home)  
 Nov. 6 vs. Merrimack - W, 95-57 (Home)  
 Nov. 11 vs. Wofford - W, 93-62 (Home)  
 Nov. 19 vs. Jackson State - W, 112-66 (Home)  
 Dec. 13 vs. Chattanooga - W, 92-78 (Neutral)  
 Dec. 29 vs. Queens - W, 106-65 (Home)

Ranking based on time of when they played.

**STEVEN PEARL IN FIRST SEASON**

- Head coach Steven Pearl has faced seven Final Four coaches in his first 19 games this season and the game at Florida will be his eighth vs. a Final Four coach in Todd Golden. The seven other coaches Pearl faced to start the season: Kelvin Sampson (Houston), Dusty May (Michigan), Dana Altman (Oregon) Rick Pitino (St. John's), Matt Painter (Purdue), John Calipari (Arkansas) and Chris Beard (Ole Miss). The seven coaches have been to a combined 21 Final Fours and Pearl is 4-3 in such games this season.
- Pearl's win over No. 14 St. John's on Nov. 26 was his first ranked victory as a head coach, coming in his eighth contest this season making him the fastest first-year head coach at Auburn to defeat a ranked opponent. He has defeated Hall of Famers in Patino and John Calipari.
- Pearl has faced four of the top six winningest active coaches in NCAA DI and will face five of the six before the end of the regular season.
- In the last 50 seasons (since 1976-77), Pearl is one of just 11 first-time Division I head coaches to be ranked in the first seven weeks or more of the Associated Press poll and just the second to accomplish the feat in the last 20 seasons, joining Duke's Jon Scheyer (10 consecutive weeks).

**PEARL VS. ACTIVE DIVISION I WINNINGEST COACHES (wins thru 1/6/26)**

John Calipari, Arkansas	849	W, 95-73 on Jan. 10; 2/14/26 in Fayetteville
Rick Barnes, Tennessee	848	1/31/26 in Knoxville
Bill Self, Kansas	829	---
Kelvin Sampson, Houston	816	L, 72-73 on Nov. 16
Dana Altman, Oregon	788	W, 84-73 on Nov. 24
Rick Pitino, St. John's	776	W, 85-74 on Nov. 26

**FIRST-TIME, D-I HEAD COACHES RANKED IN FIRST SEVEN WEEKS OF AP POLL**

Coach, School	Season	Polls
Jamie Dixon, Pitt	2003-04	18
Bill Guthridge, UNC	1997-98	18
Gary Cunningham, UCLA	1977-78	17
Jeff Jones, Virginia	1990-91	15
Joey Meyer, DePaul	1984-85	12
Jon Scheyer, Duke	2022-23	10
Pete Hermann, Navy	1986-87	9
<b>Steven Pearl, Auburn</b>	<b>2025-26</b>	<b>7</b>
Mark Few, Gonzaga	1999-00	7
Larry Farmer, UCLA	1981-82	7
Larry Brown, UCLA	1979-80	7

**AUBURN HEAD COACHES QUICKEST TO WIN VS. AP TOP 25**

AU Gms	Coach	Score	Date - Opponent
<b>8</b>	<b>Steven Pearl</b>	<b>85-74</b>	<b>11/26/25 vs. #14 St. John's</b>
13	Cliff Ellis	104-90	1/14/95 vs. #4 Arkansas
15	Bill Lynn	81-63	2/1/64 vs. #5 Vanderbilt
30	Tommy Joe Eagles	78-76	3/9/90 vs. #16 LSU
35	Bob Davis	90-85	1/11/75 vs. #7 Kentucky
51	Bruce Pearl	75-70	1/16/16 vs. #13 Kentucky
57	Tony Barbee	65-60	2/18/12 vs. #23 Miss St
78	Jeff Lebo	83-80	1/17/07 vs. #22 Tennessee
103	Sonny Smith	83-81	2/3/82 vs. #9 Kentucky
157	Joel Eaves	74-65	2/27/56 vs. #7 Vanderbilt

## TEAM NOTES

- In Auburn's 12 wins this season, the Tigers have turned it up in the second half, averaging 49.0 points on 55 percent shooting. The Tigers are coming off a game in which they scored 50 points in the second half at Ole Miss on 54.2 percent shooting. Their season high in the second half is 57 points on 74.1 percent shooting (20-27) against Jackson State.
- The Tigers have won 64 consecutive non-conference games at Neville Arena dating back to the start of the 2016-17 season, the longest such streak among Division I programs.
- This season Auburn is 12-3 when shooting 40% or better from the field and have shot 50%+ six times (all wins) this year. Dating back to last season, AU is 19-1 when shooting 50%+.
- The 2025-26 schedule includes 23-of-31 games against 2025 tournament teams, including 16-of-18 SEC games. Seven non-con games feature 2025 tournament teams: Wofford, Houston, Oregon, Michigan, St. John's, Arizona and Purdue. Five of six are neutral site or road games.
- AU has won five SEC titles (regular season or tournament) since 2018, most in the league.
- Auburn has two Final Four appearances in the last six tournaments and are one of four schools with multiple Final Fours during that time.

## KEY HALL IS A BUCKET

- Senior transfer Keyshawn Hall, who led the Big 12 in scoring last season while at UCF, is third in the SEC in scoring (20.1 ppg) and sixth in rebounding (7.6 rpg). Hall is the only player in the SEC to rank top 10 in both scoring and rebounding.
- Hall is leading the nation in free throws made (136). A total of 37.5 percent of Hall's points this season have come from the foul line.

## NATIONAL LEADERS - FREE THROWS MADE

Name	GP	FTM	FTA
1. Keyshawn Hall - Auburn	18	136	157
2. Brody Robinson - Oakland	21	132	173
3. Baraka Okojie - Mercer	19	127	152
4. Paulius Murauskas - Saint Mary's	21	123	148
5. Daniel Freitag - Buffalo	18	122	149

- Against Texas A&M and Arkansas, the Cleveland, Ohio, native became the first Auburn player in 32 years to have back-to-back 30+ point games, going for 32 in each of those contests (Wesley Person in 1994 had 34 vs. Ole Miss and 30 at Tennessee).
- Hall's 93 points through the first four games of the season were the third most by an AU player dating back to 1977-78 season, trailing only Jeff Moore's 98 in 1986-87 and Wesley Person's 96 in 1993-94. With 18 points in his fifth game, Hall became just the 15th player during that time to score 100+ points in the first five games of the season over the last 48 years.
- Hall has six double-doubles this season and 19 for his career.

## TAHAAD BREAKOUT PERFORMANCE AT PLAYERS ERA

- Sophomore Tahaad Pettiford had his best three-game stretch of his Auburn career at the Players Era in Las Vegas, leading the 16-team field in scoring, averaging 22.3 points over three games. The 67 points were the most over a three-game span in his AU career.
- Pettiford had a then career-high 27 points, including 18 in the second half against St. John's. He scored 12 consecutive AU points in two-

minute span late in the second half to break a tie into a 6-point AU lead.

- For the tournament he shot 48.9% from the field including 42.1% from three. He was 7-of-14 from 3-point range in the last two games in the event, including 3-of-8 in the win over St. John's.

## COMFORTABLE AWAY FROM HOME

- Away from Auburn, Pettiford has played well during his career averaging 15.1 ppg while shooting 45.0% (166-of-369) and .391% (74-of-189) from 3 in 33 career games. In contrast, he averages 8.6 points per at Neville Arena.
- This season, the sophomore is averaging 18.8 ppg while shooting 44.1% (63-of-143) and 36.6% (26-of-71) from 3 in 10 contests away from Neville Arena. In a loss at then No. 2 Arizona, Pettiford had a career-high 30 points, draining 5-of-9 from long range.

## RANKED FOES BRING OUT BEST IN Tahaad

- In 25 career games against ranked opponents, Pettiford is averaging 15.3 points per game. This year, Pettiford is averaging 17.7 ppg seven games versus ranked opponents this season.
- Pettiford has scored in double figures in 20-of-25 games (80.0%) against ranked teams, including 20+ in eight games (33%) vs. ranked teams.

## PETTIFORD SPLITS VERSUS RANKED/UNRANKED

	G	PPG	FG%	3FG%	10+ PTS	20+ PTS
vs. Ranked	25	15.7	45.1 (129-286)	39.7 (60-151)	20	8
vs. Unranked	32	10.0	35.1 (101-288)	27.2 (43-158)	16	3

## FREEMAN FROM THE BENCH

- Prior to the Chattanooga game on Dec. 13, Sophomore Division II transfer Elyjah Freeman volunteered to come off of the bench after starting the previous nine games.
- In the eight games since becoming the 6th man (aside from Ole Miss which he started), Freeman is averaging 12.5 points per game, including an Auburn career-high 27 against Queens. He has scored double figures in five of those eight games, and overall he is averaging 9.9 ppg.

## CAREER NIGHT FOR KO

- Junior guard/forward Kevin Overton had a career night in Auburn's ACC/SEC Challenge win over NC State, scoring a career and game-high 29 points on 8-of-13 shooting, including 6-of-9 from behind the arc. The Oklahoma City native was a perfect 7-of-7 from the free throw line.
- Overton established new career-bests for points (29), rebounds (9), field goals made (8) and three-point field goals made (6).
- His six three pointers were the most by an AU player this season and most since Miles Kelly drilled seven in the Tigers' 2025 NCAA Tournament opener against Alabama State.

## ANOTHER CHALLENGING SCHEDULE AHEAD

- Auburn's schedule last season was the most difficult in program history as the Tigers played 17 games against AP top 15 opponents. The 2025-26 schedule includes 23-of-31 games against 2025 NCAA Tournament teams, including 16-of-18 SEC games. Six non-conference games feature 2025 NCAA Tournament teams: Wofford, Houston, Oregon, Michigan, St. John's, Arizona and Purdue.
- Auburn plays five teams that won their conference tournament last season: Houston (Big 12), Michigan (Big 10), St. John's (Big East),

Florida (SEC) and Wofford (Southern).

## TALE OF TWO SEASONS

- Auburn's 2025 Final Four squad featured three players currently on NBA rosters and a starting five that had two players with more combined DI starts than the entire projected starting lineup this season.

2024-25 Starters	Career G-GS	2025-26 Proj Starters	Career G-GS
Johni Broome	168-163	Keyshawn Hall	80-61
Denver Jones	131-105	Kevin Overton	71-36
Miles Kelly	133-96	Elyjah Freeman (D2)	31-28
Chad Baker-Mazara	119-56	KeShawn Murphy	74-3
Dylan Cardwell	166-40	Tahaad Pettiford	38-1
<b>TOTAL</b>	<b>717-460</b>	<b>TOTAL</b>	<b>294-131</b>

## MOST WINS IN SEC IN LAST EIGHT YEARS

- The Tigers' 214 wins since the start of the 2017-18 season are the most in the SEC (as of games through Jan. 21), with Tennessee one behind and 14 more than Kentucky (200).

### SEC records since 2017-18 (Thru Games on Jan. 21)

Auburn	214-78
Tennessee	213-80
Kentucky	200-88
Alabama	196-100
Arkansas	188-106
Florida	185-103
Texas	180-109
Texas A&M	171-108
LSU	166-113
Mississippi State	160-113
Oklahoma	158-118
Missouri	146-129
Ole Miss	143-134
Georgia	137-139
South Carolina	135-130
Vanderbilt	127-151

## FOUNTAIN OF YOUTH

- Relative to the rest of the SEC, Auburn returns the 11th fewest rebounds (6.6%), 12th fewest points (14.3%), and 13th fewest minutes (11.9%) based off percentage returning from last year.
- Since 2000 (last 26 years), this season is the fewest number of starts returning from the previous season (Tahaad Pettiford, 1 game).

## EIGHT TIGERS ON NBA OPENING DAY ROSTERS

- Auburn has eight former players on 2025-26 NBA Opening Day rosters including three Tigers from last season's Final Four team. The list includes Johni Broome (Philadelphia), Dylan Cardwell (Sacramento), Sharife Cooper (Washington), Miles Kelly (Dallas), Walker Kessler (Utah), Davion Mitchell (Miami), Isaac Okoro (Chicago), and Jabari Smith (Houston). Broome and Cooper were recently assigned to their respective organization's G-League teams.

## MAGIC NUMBER 22

- Auburn head coach Steven Pearl wore No. 22 during his playing days at Tennessee and was named Auburn's 22nd head basketball coach on the 22nd of September this year. Ironically, the number of his first street address in Auburn was 2222.

## 2024-25 SEASON RECAP: SEC CHAMPS, FINAL FOUR

- The Tigers are coming off the most successful season in program history after winning the Southeastern Conference Championship, advancing to their second Final Four in the previous six tournaments, while winning a school-record 32 games. Auburn secured the overall No. 1 seed in the NCAA Tournament and were ranked No. 1 in the country for a program-record eight consecutive weeks earlier in the season.
- The Tigers spent a program-best, eight-straight weeks ranked No. 1 in the national polls and became one of only two SEC teams to ever be ranked No. 1 for at least six-straight weeks in the AP Poll next to Kentucky.
- Auburn finished the season ranked No. 4 in the final Associated Press Top 25 Poll, which tied the 1998-99 squad for the highest finish in the AP Poll in program history.
- Senior Johni Broome was named a consensus first team All-American and earned National Player of the Year honors from The Sporting News and Field of 68. A finalist for the Naismith Trophy and John R. Wooden Award, Broome became the third-ever Auburn player to be named SEC Player of the Year (Coaches or AP) along with Charles Barkley (1984) and Chris Porter (1999).
- The Tigers compiled a nation-leading 16 Quad 1 wins during the regular season and went 12-5 against Top 25 competition highlighted by wins over No. 4 Houston, No. 16 Purdue, No. 15 Mississippi State, No. 23 Georgia, No. 6 Tennessee, No. 23 Ole Miss, No. 2 Alabama (first-ever No. 1 vs. No. 2 meeting between SEC teams), No. 14 Michigan and No. 8 Michigan State.
- They were crowned the Maui Invitational champions with victories over No. 5 Iowa State, No. 13 North Carolina and Memphis – the team's third-straight, in-season tournament title.
- Auburn secured a historic No. 1 overall NCAA Tournament seed by winning the SEC regular season by traversing a historic gauntlet of league games with a 15-3 mark and playing the nation's toughest schedule, according to Team Rankings, ahead of Alabama, Arizona, Tennessee and Houston in the Top 5.
- Auburn's body of work included 24 of its 33 regular-season games against the NCAA Tournament field with the Tigers posting a 19-5 record in those games.
- Won the NCAA Southeast Regional by beating Michigan State in the Elite Eight and making the second NCAA Final Four appearance in school history under head coach Bruce Pearl.
- Auburn joined Arkansas, Florida and Kentucky as the only SEC schools to make multiple Final Fours in conference history.
- The Tigers boasted the eighth-highest net rating (+35.05) in KenPom history (since 2001-02) as well as the sixth-highest offensive efficiency in the platform's existence (127.2).



# STEVEN PEARL

## HEAD COACH

**12TH SEASON AT AUBURN - FIRST SEASON AS HEAD COACH - TENNESSEE '10**

Steven Pearl was named Auburn's 22nd head men's basketball coach on Sept. 22, 2025, and is in his 12th season with the program. An integral part of the best era of men's basketball at Auburn, Pearl has helped the program win five SEC Championships over the last eight years including two Final Four runs in 2019 and 2025 as an assistant coach and associate head coach and defensive coordinator during the last two seasons.

Named one of the 50 most impactful high-major assistant coaches in NCAA Division I basketball by Silver Waves Media the last two years, Pearl has helped Auburn to six NCAA Tournament appearances, while producing four NBA Draft first-round picks in Chuma Okeke, Isaac Okoro, Jabari Smith and Walker Kessler and second-round pick Johni Broome.

This past season, Pearl helped Auburn to a historic season that saw the Tigers win the SEC Championship and make the program's second Final Four in the last six NCAA Tournaments and were ranked No. 1 for a school-record eight consecutive weeks. Auburn won a school-record 32 games with the most difficult schedule in the country, notching 16 wins over Quad 1 opponents.

In addition, the Tigers were ranked No. 1 in the country for the first time ever during the 2021-22 season and were ranked a school-record 32-consecutive weeks in The Associated Press Top 25 Poll from Oct. 18, 2021, to Feb. 5, 2023.

His duties on the bench include opponent scouting, defensive strategies and adjustments as well as in-game play calling. Pearl has also played a huge role in the development of Auburn's big men to go along with a fervent recruiting strategy.

Under Pearl's defensive direction, Auburn's field goal percentage defense over the last four seasons is best four-year span in school history and its three-point field goal percentage defense over the last three seasons is the best three-year span in Auburn history.

Auburn has ranked in the Top 10 nationally in overall defense three times in the last four seasons and is just one of only four teams in Division I to accomplish the feat. During that time, the Tigers have ranked in the top 13 in the country in effective field goal percentage defense each of the last four seasons.

His Auburn defensive over the last four seasons in the Southeastern Conference ranks second in three-point field goal percentage (.299), third in field goal percentage (.396) and fourth in scoring defense (68.1 ppg).

During Pearl's time on staff, Auburn has produced and developed seven NBA Draft picks and four All-Americans – more pros than the previous two decades. The Tigers have also won more NCAA Tournament games than any SEC program over the last seven years.

Auburn has been a hotbed for producing and developing this next-level talent, particularly from the Atlanta area, including the recruitment of current pros Okoro (No. 5 overall pick by the Cleveland Cavaliers in 2020), Kessler (No. 22 overall pick by the Memphis Grizzlies in 2022) and Sharife Cooper (No. 48 overall pick by the Atlanta Hawks in 2021).

Over the last three years, Steven Pearl has taken the lead in transfer

portal recruiting, landing some of the top transfers in the country in Kessler, Wendell Green Jr., Johni Broome, Denver Jones, and Miles Kelly. Kessler earned All-America, National Defensive Player of the Year, SEC Defensive Player of the Year and All-SEC First Team honors.

Broome developed into one of the best players in Auburn history, as he was named the SEC Player of the Year, was National Player of the Year and a unanimous first team All-America selection last season. Green Jr. was a second team All-SEC selection while Jones was named to the SEC's All-Defensive team.

Pearl served as acting head coach against North Alabama resulting in his first career coaching victory, 70-44, on Dec. 14, 2021, at Neville Arena.

In April of 2022, he also participated in the National Association of Basketball Coaches and Athletic Director U's invitation-only Collegiate Coaching Consortium at the 2022 NCAA Men's Final Four in New Orleans. The consortium brought together rising basketball coaches and Division I athletic directors for a rigorous, multi-day academy, helping those rising coaches prepare for their first head coaching opportunity.

Pearl spent the 2015-16 and 2016-17 seasons as the director of basketball operations after his first year as an assistant strength and conditioning coach. As the director of operations, he was in charge of team travel while also helping plan team practices, working with the team's academics and all of the Auburn Basketball Camps.

Pearl was a four-year letterwinner for his father, Bruce Pearl, at Tennessee, playing in 101 games from 2007-11. He helped Tennessee to back-to-back SEC East Championships in 2008 and 2009, with the '08 team winning the league by two games over Kentucky and Mississippi State. He also appeared in the NCAA Tournament each year he was a part of the program with the Volunteers advancing to the Sweet 16 in 2007 and 2008 and the Elite 8 in 2010.

Pearl, who was a three-time member of the SEC Academic Honor Roll, graduated from the University of Tennessee with a degree in marketing and international business in December 2010. He has also taken classes towards a graduate degree.

Following graduation, Pearl was a medical sales representative for Stryker Corp for three years before joining the Auburn staff. He and his wife, Brittany, were married on Aug. 27, 2022, and have a daughter named Lainey born in December 2024.

### STEVEN PEARL FILE

Birthdate	September 14, 1987 (age 38)
Alma Mater	Tennessee (2010)
Playing Experience	Tennessee, 2007-2011
Coaching Experience	Auburn, Head Coach (2025-present)
	Auburn, Associate Head Coach (2023-25)
	Auburn, Assistant Coach (2017-23)

# TV/RADIO ROSTER CHART



**0 TAHAAD PETTIFORD**  
G • 6-1 • 170 • So.  
Jersey City, N.J.



**1 KEVIN OVERTON**  
G/F • 6-5 • 200 • Jr.  
Oklahoma City, Okla.



**2 ABDUL BASHIR**  
G • 6-7 • 165 • Jr.  
Omaha, Neb.



**3 KESHAWN MURPHY**  
F • 6-10 • 230 • Sr.  
Birmingham, Ala.



**5 KADEN MAGWOOD**  
G • 6-2 • 175 • Fr.  
Louisville, Ky.




**6 ELYJAH FREEMAN**  
G/F • 6-8 • 185 • So.  
Palm Beach, Fla.



**7 KEYSHAWN HALL**  
F • 6-7 • 240 • Sr.  
Cleveland, Ohio



**10 SIMON WALKER**  
G • 6-5 • 205 • Fr.  
Huntsville, Ala.



**12 JOAH SHAY**  
G • 5-6 • 135 • So.  
Winston-Salem, N.C.



**13 CJ WILLIAMS**  
G • 6-2 • 185 • Jr.  
DeLand, Fla.




**14 EMEKE OPURUM**  
C • 7-0 • 205 • So.  
Lagos, Nigeria



**17 DRAKE CARDWELL**  
G • 6-5 • 195 • So.  
Augusta, Ga.



**20 JEREMIAH BOWMAN**  
G/F • 6-7 • 205 • Fr.  
Glassboro, N.J.



**21 BLAKE MUSCHALEK**  
G • 6-3 • 190 • Jr.  
Dallas, Texas



**22 REED TRAPP**  
G • 6-6 • 180 • Sr.  
Musde Shoals, Ala.



**24 BRADLEY PEARSON**  
G • 6-1 • 160 • So.  
Auburn, Ala.



**33 SEBASTIAN WILLIAMS-ADAMS**  
F • 6-8 • 230 • Fr.  
Houston, Texas



**38 FILIP JOVIC**  
F • 6-8 • 225 • Fr.  
Bijeljina, Bosnia and Herzegovina



**STEVEN PEARL**  
Head Coach  
1st Season

### TIGER POLL NOTES

- Auburn was ranked a program-record 41 consecutive Associated Press from Jan. 1, 2024 through Dec. 22, 2025. It was the fifth-longest active streak behind Houston (113), Tennessee (87), Purdue (66) and Duke (51) before it was snapped last week.
- Final ranking of No. 4 last season equaled the program record for highest finish, equaling the feat accomplished by the 1998-99 squad.
- Finished ranked in the Associated Press Top 25 final poll for four consecutive years and seven of the last eight seasons.
- Spent a program-record 20 consecutive weeks in ranked in the Top 5 in 2024-25 from the first regular season poll until the final rankings.
- Were ranked No. 1 in the country for a school-record eight consecutive weeks from Jan. 1, 2025 until March 3, 2025.
- Auburn is one of just two Southeastern Conference schools to ever be ranked No. 1 in the AP poll for at least six-straight weeks.
- Auburn has been ranked No. 1 in the AP for 11 weeks in program history, first debuting at the top spot on Jan. 24, 2022 until Feb. 7, 2022.
- Finished No. 3 in the final NET rankings in 2024-25, a program-best. The Tigers were 18-6 in Quad 1 games, which were the most wins (18) and games vs. Quad 1 opponents (24) in the country. The next most were 16 wins by Florida, Houston and Michigan State with the next most Quad 1 games coming from Kentucky and Michigan.

AP POLL HISTORY					
RANKED	WEEKS	LAST TIME	GAMES	RECORD	PCT.
No. 1	11	3/3/2025	21	17-4	.809
No. 2	11	1/6/2025	18	12-6	.667
No. 3	5	3/10/2025	9	7-2	.778
No. 4	17	2025 Final	32	25-7	.781
No. 5	7	11/11/2024	13	11-2	.846
No. 6	6	12/14/1999	12	11-1	.917
No. 7	10	3/18/2024	10	7-3	.700
No. 8	12	1/22/2024	22	14-8	.636
No. 9	8	1/3/2022	9	8-1	.889
No. 10	7	2/3/2020	11	6-5	.546
No. 11	12	2024 Preseason	20	16-4	.800
No. 12	10	3/11/2024	14	12-2	.857
No. 13	10	3/4/2024	23	19-4	.826
No. 14	6	2/19/2024	15	11-4	.733
No. 15	4	1/23/2023	9	6-3	.667
No. 16	11	1/29/2024	13	9-4	.692
No. 17	10	3/9/2020	18	14-4	.778
No. 18	5	2024 Final	10	7-3	.700
No. 19	11	12/12/2023	13	9-4	.692
No. 20	10	12/1/2025	15	8-7	.533
No. 21	7	12/8/2025	10	8-2	.800
No. 22	7	11/17/2025	19	15-4	.790
No. 23	3	12/19/2022	7	5-2	.714
No. 24	2	2000 Final	5	3-2	.600
No. 25	2	1/1/2024	2	2-0	1.000
<b>TOTAL</b>			<b>351</b>	<b>262-89</b>	<b>.746</b>

AP POLL (JAN. 19 - WEEK 12)				
RK	TEAM	RECORD	PTS	PREV
1	Arizona (61)	18-0	1525	1
2	UConn	18-1	1419	3
3	Michigan	16-1	1377	4
4	Purude	17-1	1318	5
5	Duke	17-1	1296	6
6	Houston	17-1	1217	7
7	Nebraska	18-0	1207	8
8	Gonzaga	19-1	1103	9
9	Iowa State	16-2	1001	2
10	Michigan State	16-2	998	12
11	Illinois	15-3	893	13
12	Texas Tech	14-4	805	15
13	BYU	16-2	791	11
14	Virginia	16-2	713	16
15	Vanderbilt	16-2	656	10
16	Florida	13-5	651	19
17	Alabama	13-5	571	18
18	Clemson	16-3	449	22
19	Kansas	13-5	305	NR
20	Arkansas	13-5	298	17
21	Georgia	15-3	263	21
22	North Carolina	14-4	220	14
23	Louisville	13-5	195	20
24	Saint Louis	17-1	187	NR
25	Miami (OH)	19-0	99	NR

Others receiving votes: St. John's, Wisconsin, Iowa, Kentucky, Tennessee, Utah State, UCF, Miami, George Mason, Saint Mary's, SMU, Villanova, Texas A&M, NC State

COACHES POLL (JAN. 12 - WEEK 11)				
RK	TEAM	RECORD	PTS	PREV
No poll released week of Jan. 19-24				
Others receiving votes:				

POLL TRACKER				
RK	AP	COACH	NET	KENP
Week 1 (Pre)	20	22	--	--
Week 2 (11/10)	22	25	--	36
Week 3 (11/17)	22	--	--	31
Week 4 (11/24)	21	25	--	23
Week 5 (12/1)	20	24	30	22
Week 6 (12/8)	21	24	34	29
Week 7 (12/15)	21	24	33	29
Week 8 (12/22)	RV	RV	41	37
Week 9 (12/29)	N/A	RV	42	37
Week 10 (1/5)	RV	--	35	34
Week 11 (1/12)	RV	--	36	31
Week 12 (1/19)	--	N/A	36	33
Week 13	--	--	--	--
Week 14	--	--	--	--
Week 15	--	--	--	--
Week 16	--	--	--	--
Week 17	--	--	--	--
Week 18	--	--	--	--
Week 19	--	--	--	--
<b>FINAL</b>	--	--	--	--

# NEVILLE ARENA



## NEVILLE ARENA RECORDS

### INDIVIDUAL

Points.....	34, Johni Broome vs. Alabama (3/8/25)
.....	34, Bryce Brown vs. Dayton (12/8/18)
Field Goals.....	15, Johni Broome vs. Alabama (3/8/25)
Field Goals Attempted.....	28, Johni Broome vs. Alabama (3/8/25)
3-Pointers Made.....	8, Bryce Brown vs. South Carolina (3/3/18)
3-Pointers Attempted.....	15, Earnest Ross vs. LSU, 1/8/11)
Free Throws.....	18, Sharife Cooper vs. Missouri (1/26/21)
Free Throws Attempted.....	21, Sharife Cooper vs. Missouri (1/26/21)
Rebounds.....	18, Johni Broome vs. Georgia (2/1/23)
.....	Cinmeon Bowers vs. Alabama (1/19/16)
.....	Cinmeon Bowers vs. Ole Miss (2/20/16)
Assists.....	16, J'Von McCormick vs. CSUN (11/15/19)
Blocks.....	12, Walker Kessler vs. Texas A&M (2/12/22)

### TEAM

Points.....	112 vs. Jackson State (11/19/25)
Points in a Half.....	72 vs. Northwestern State (2nd) (11/27/15)
Fewest Points.....	40 vs. Florida (1/20/11)
Field Goals.....	43 vs. Northwestern State (11/27/15)
Field Goals Attempted.....	81 vs. Northwestern State (11/15/13)
Field Goal Percentage.....	.654 vs. Ark.-Pine Bluff, 34 of 52 (12/30/13)
3-Pointers Made.....	22 vs. South Alabama (12/4/20)
3-Pointers Attempted.....	44 vs. LSU (2/8/20)
Free Throws.....	40 vs. Alabama (2/7/24)
Free Throws Attempted.....	50 vs. Alabama (2/7/24)
Free Throw Pct. (Min. 10 att.).....	.938 (15 of 16) vs. CSUN (11/15/19)
Free Throw Pct. (Min. 30 att.).....	.902 (37 of 41) vs. Mississippi St. (2/15/14)
Rebounds.....	66 vs. Mississippi College (11/14/18)
Assists.....	29 vs. Georgia (3/9/24)
Steals.....	20 vs. North Florida (12/29/18)
Blocks.....	17 vs. Nicholls State (12/25/11)

## NEVILLE ARENA QUICK FACTS

Year Opened	2010
Capacity	9,121
Constuction Cost	\$86 million
First Event	October 15, 2010
	Harleem Globetrotters
First Men's Game	November 12, 2010 vs. UNC Asheville
All-Time Record	183-65 (.738)
Consecutive Sellouts	79 (1/25/2020-current)
Facility Names	Neville Arena (2022)
	Auburn Arena (2010-22)

## NEVILLE ARENA ATTENANCE HISTORY

Season	Games	Attendance	Avg.	Record	Pct
2010-11	20	126,483	6,324	9-11	.450
2011-12	17	110,534	6,502	14-3	.824
2012-13	17	106,375	6,257	7-10	.412
2013-14	18	104,815	5,823	12-6	.667
2014-15	17	133,033	7,825	9-8	.529
2015-16	15	123,244	8,216	8-7	.533
2016-17 ##	15	117,490	7,833	## 4-5	.444
2017-18	16	131,537	8,221	15-1	.938
2018-19	17	138,650	8,156	15-2	.882
2019-20	17	150,721	8,866	16-1	.941
2020-21 **	13	23,712	1,824	** 8-5	.615
2021-22	16	145,936	9,121	16-0	1.000
2022-23	16	145,936	9,121	14-2	.875
2023-24	16	145,936	9,121	15-1	.938
2024-25	15	146,815	9,121	13-2	.867
2025-26	9	82,089	9,121	8-1	.875
<b>16 Seasons</b>	<b>253</b>	<b>1,933,306</b>	<b>7,641</b>	<b>183-65</b>	<b>.738</b>

\*\* Capacity restrictions due to the COVID-19 pandemic

## Record from the 2016-17 season, does not include results vacated by the NCAA

## LAST TIME - INDIVIDUAL

Scored 30 points ..... Keyshawn Hall (32) vs. #15 Arkansas (1/10/26)  
 Scored 35 points ..... Toney Douglas (38) vs. Nicholls State (11/24/04)  
 Scored 40 points ..... Wesley Person (44) vs. UAB (12/16/93)  
**Two with 20 points ..... Tahaad Pettiford (25), Keyshawn Hall (20)**  
 ..... at #23 Georgia (1/3/26)  
 Three with 20 points ..... Johni Broome (22), Denver Jones (20),  
 ..... Tahaad Pettiford (20) vs. #14 Michigan (3/28/25)  
**Two with 25 points ..... Kevin Overton (29), Keyshawn Hall (28)**  
 ..... vs. NC State (12/3/25)  
 Two with 30 points ..... Wesley Person (33), Aaron Swinson (31)  
 ..... vs. Troy State (12/11/91)  
 Two with 25 points (SEC) ..... Chris Denson (30), KT Harrell (26)  
 ..... vs. Mississippi State (2/14/14)  
 20 points in 1st half ..... Bryce Brown (20) at Texas A&M (1/16/19)  
**20 points in 2nd half ..... Elyjah Freeman (20) vs. Queens (12/29/25)**  
 25 points in a half ..... Bryce Brown (25, 2nd) vs. Kentucky (1/19/19)  
**Consec. 20-point games ..... Keyshawn Hall; 32 vs. Texas A&M (1/6/26);**  
 ..... 32 vs. #15 Arkansas (1/10/26)  
**Consec. 30-point games ..... Keyshawn Hall; 32 vs. Texas A&M (1/6/26);**  
 ..... 32 vs. #15 Arkansas (1/10/26)  
**3+ consec. 20-point games ..... Keyshawn Hall 20 at #23 Georgia (1/3/26);**  
 ..... 32 vs. Texas A&M (1/6/26); 32 vs. #15 Arkansas (1/10/26)  
**4+ consec. 20-point games ..... Keyshawn Hall 20 vs. #1 Houston (11/16/25);**  
 ..... 20 vs. Wofford (11/11/25); 25 vs. Merrimack (11/6/25);  
 ..... 28 vs. Bethune-Cookman (11/3/25)  
**Consec. 20-point games (SEC) ..... Keyshawn Hall (20) at #23 Georgia (1/3/26);**  
 ..... 32 vs. Texas A&M (1/6/26)  
**Consec. 25-point games (SEC) ..... Keyshawn Hall; 32 vs. Texas A&M (1/6/26);**  
 ..... 32 vs. #15 Arkansas (1/10/26)  
 3+ consec. 25-point games (SEC) ..... Chris Denson (29) at LSU (2/8/14);  
 ..... (26) vs. Kentucky (2/12/14); (30) vs. Mississippi State (2/15/14)  
 4+ consec. 25-point games (SEC) ..... Chris Denson  
 ..... (25) at S. Carolina (2/5/14); (29) at LSU (2/8/14);  
 ..... (26) vs. Kentucky (2/12/14); (30) vs. Mississippi State (2/15/14)  
 5+ consec. 25-point games (SEC) ..... Keenan Carpenter (44) vs. LSU (1/8/89);  
 ..... (28) vs. Mississippi State (2/11/89); (33) at Florida (2/15/89);  
 ..... (32) at Ole Miss (2/18/89); (29) vs. Kentucky (2/20/89)  
 Consec. 20-point games off the bench ..... Jamal Johnson  
 ..... (21) at Arkansas (12/30/20); (20) at Texas A&M (1/2/21)  
 Zero in double figures ..... at Vanderbilt (1/7/12)  
 One in double figures ..... Jamal Johnson (18) at UCF (11/30/20)  
**Five in double figures ..... T. Pettiford (25), K. Hall (20), K. Overton (19),**  
 ..... E. Freeham (14), K. Murphy (12), F. Jovic (10) at #23 Georgia (1/3/26)  
**Five in double figures (SEC) ..... T. Pettiford (25), K. Hall (20), K. Overton (19),**  
 ..... E. Freeham (14), K. Murphy (12), F. Jovic (10) at #23 Georgia (1/3/26)  
 Five starters in double figures ..... C. Baker-Mazara (18), D. Cardwell (10),  
 ..... M. Kelly (15), D. Jones (16) J. Broome (20) at #23 Ole Miss (2/1/25)  
**Six in double figures ..... T. Pettiford (25), K. Hall (20), K. Overton (19),**  
 ..... E. Freeham (14), K. Murphy (12), F. Jovic (10) at #23 Georgia (1/3/26)  
**Six in double figures (SEC) ..... T. Pettiford (25), K. Hall (20), K. Overton (19),**  
 ..... E. Freeham (14), K. Murphy (12), F. Jovic (10) at #23 Georgia (1/3/26)  
 15 rebounds ..... Johni Broome (16) vs. #14 Michigan (3/28/25)  
 15 rebounds (SEC) ..... Johni Broome (18) vs. Georgia (2/1/23)  
 20 rebounds ..... Johni Broome (20) vs. Ohio State (12/14/24)  
 25 rebounds ..... Rex Frederick (25) at Ole Miss (1/6/58)  
 20 pts & 20 reb ..... Johni Broome (21 pts, 20 reb) vs. Ohio State (12/14/24)  
**30 pts & 10 reb ..... Keyshawn Hall (32 pts, 12 reb) vs. Texas A&M (1/6/26)**  
**Two with 10 rebounds ..... Keyshawn Hall (14), Filip Jovic (10)**  
 ..... vs. Merrimack (11/6/25)  
 Three with 10 rebounds ..... Korvotney Barber (13), Quantez Robertson (10),  
 ..... Lucas Hargrove (10) at Virginia (12/20/08)  
**Double-double ..... Keyshawn Murphy (16 points, 14 reb)**  
 ..... at Ole Miss (1/20/26)  
 Double-double before halftime ..... Johni Broome (17 pts, 11 reb)  
 ..... vs. #8 Michigan State (3/30/25)  
**Consecutive double-doubles ..... Keyshawn Hall (20 pts, 11 reb)**  
 ..... vs. #1 Houston (11/6/25); (20+11) vs. Wofford (11/11/25)

**Three consecutive double-doubles ..... Keyshawn Hall**  
 ..... 20 pts, 11 reb vs. #1 Houston (11/6/25);  
 ..... 20 pts, 11 reb vs. Wofford (11/11/25); (25 pts, 14 reb) vs. Merrimack (11/6/25)  
 Four consecutive double-doubles ..... Johni Broome  
 ..... (21 pts, 10 reb) vs. #5 Iowa State (11/25/24); (23+19) vs. #12 North Carolina  
 ..... (11/26/24); (21+16) vs. Memphis (11/27/24); (20+12) at #9 Duke (12/4/24)  
 5+ straight double-doubles ..... Johni Broome  
 ..... (18 pts, 12 reb) vs. Kent State (11/13/24);  
 ..... (30+17) vs. North Alabama (11/18/24); (21+10) vs. #5 Iowa State (11/25/24);  
 ..... (23+19) vs. #12 North Carolina (11/26/24); (21+16) vs. Memphis (11/27/24);  
 ..... (20+12) at #9 Duke (12/4/24)  
 Two with double-double ..... Johni Broome (20 pts, 12 reb);  
 ..... Dylan Cardwell (10 pts, 13 reb) at #23 Ole Miss (2/1/25)  
 Double-double w/points and assists ..... Wendell Green Jr. (16 pts, 12 ast)  
 ..... at South Carolina (1/21/23)  
 Triple-double ..... Walker Kessler (12 pts, 11 reb, 12 blks) vs. Texas A&M (2/12/22)  
 10 assists ..... Wendell Green Jr. (12) at South Carolina (1/21/23)  
 15 assists ..... J'Von McCormick (16) vs. CSUN (11/15/19)  
 Two with five blocks ..... Devan Cambridge (5), Jaylin Williams (5)  
 ..... at Georgia (1/13/21)  
 10 blocks ..... Walker Kessler (11) vs. LSU (12/29/21)  
**Five steals ..... Kevin Overton (5) vs. Bethune-Cookman (11/3/25)**  
 Five steals (SEC) ..... Miles Kelly (5) at Texas A&M (3/4/25)  
 Made 50-straight free throws ..... Chad Baker-Mazara (51) (11/18/24-1/7/25)  
 ..... \*\*\* school record \*\*\*  
**Made 30-straight free throws ..... Keyshawn Hall (32) (11/6/25-11/25/25)**  
 Hit buzzer-beater shot to win a game ..... T.J. Dunans vs. Mercer  
 ..... (3-pt FG, 76-74) (12/18/16)  
**Played more than 40 minutes ..... S. Williams-Adams (42) at #23 UGA (OT)**  
**(1/3/26)**

### LAST TIME - TEAM

Defeated a ranked team at home.....	vs. #15 Arkansas, 95-73 (1/10/26)
Defeated a ranked team on the road.....	at #17 Kentucky (3/1/25)
<b>Defeated a ranked team at a neutral site.....</b>	<b>vs. #14 St. John's, 85-74 (11/26/25)</b>
Defeated a Top 10 team at home.....	#6 Tennessee (1/25/25)
Defeated a Top 10 team on the road.....	at #2 Alabama (2/15/25)
Defeated a Top 10 team at a neutral site.....	vs. #8 Michigan State (3/30/25)
<b>Won in overtime.....</b>	<b>vs. Bethune-Cookman, 95-90 (OT) (11/3/25)</b>
<b>Lost in overtime.....</b>	<b>at #23 Georgia, 100-104 (OT) (1/3/26)</b>
Won in double overtime.....	at Ole Miss, 83-82 (2OT) (1/28/20)
Lost in double overtime.....	vs. #22 UConn, 115-109 (2OT) (11/24/21)
Played back-to-back overtime games.....	at Arkansas, W 79-76 (OT) (2/5/20)
.....	vs. LSU, W 91-90 (OT) (2/8/20)
.....	vs. Alabama, W 95-91 (OT) (2/12/20)
Played in three-straight overtime games.....	at Arkansas, W 79-76 (OT) (2/5/20)
.....	vs. LSU, W 91-90 (OT) (2/8/20)
.....	vs. Alabama, W 95-91 (OT) (2/12/20)
Played at least three overtimes.....	vs. Georgia (SECT) (4OT) (3/1/79)
<b>Shot 70% for a half.....</b>	<b>74.1% (20-27) vs. Jackson State (2nd) (11/19/25)</b>
Shot 70% for a half (SEC).....	76.0% (19-25) at Missouri (2nd) (3/5/24)
<b>Shot 60% for a game.....</b>	<b>64.6% (42-65) vs. Jackson State (11/19/25)</b>
Shot 60% for a game (SEC).....	62.1% (36-58) at Georgia (2/24/24)
Shot less than 30% for game.....	23.6% (13-55) at Tennessee (2/4/23)
Shot 100% from the FT line.....	100% (6-6) vs. Long Beach State (12/23/11)
Shot 60% from 3-point line.....	60.0% (12-20) vs. #11 South Carolina (2/14/24)
<b>Shot less than 30% in half.....</b>	<b>28.6% (8-28) [2nd] at #2 Arizona (12/6/25)</b>
Shot less than 20% in half.....	16.7% (4-24) vs. #2 Houston (2nd) (3/18/23)
Shot less than 10% in a half.....	8.3% (2-24) vs. LSU (1st) (1/8/11)
Attempted 50 free throws.....	50 vs. #16 Alabama (2/7/24)
Attempted 40 free throws.....	41 vs. #22 UConn (11/24/21)
<b>Attempted 30 free throws in half.....</b>	<b>30 vs. Chattanooga (2nd) (12/13/25)</b>
Made 40 free throws.....	40 vs. #16 Alabama (2/7/24) *school record*
<b>Made 30 free throws.....</b>	<b>32 at Ole Miss (1/20/26)</b>
<b>Made 30 free throws (SEC).....</b>	<b>32 at Ole Miss (1/20/26)</b>
<b>Made at least 10 3-point field goals.....</b>	<b>10 vs. Arkansas (1/10/26)</b>
<b>Made at least 15 3-point field goals.....</b>	<b>15 vs. Queens (12/29/25)</b>
Failed to make 3-point field goal.....	vs. Kentucky (0-15) (1/19/13)
Had at least 60 rebounds.....	60 at Arkansas [OT] (2/8/22)
<b>Had at least 50 rebounds.....</b>	<b>55 vs. Merrimack (11/6/25)</b>
Had less than 20 rebounds.....	19 vs. Arkansas (3/9/23)
<b>Had 30+ rebound differential.....</b>	<b>+31 (55-24) vs. Merrimack (11/6/25)</b>
<b>Had at least 25 assists.....</b>	<b>28 vs. Jackson State (11/19/25)</b>
<b>Had at least 20 assists.....</b>	<b>20 vs. Arkansas (1/10/26)</b>
<b>Had at least 15 steals.....</b>	<b>16 vs. Jackson State (11/19/25)</b>
Had at least 10 blocks.....	11 vs. Oklahoma (2/4/25)
Had at least 15 blocks.....	17 vs. Nicholls State (11/25/11)
Failed to block a shot.....	0 at #2 Alabama (3/1/23)
<b>Had at least 25 lead changes.....</b>	<b>31 vs. Bethune-Cookman (11/3/25)</b>
<b>Scored 50 points in a half.....</b>	<b>50 at Ole Miss (2nd) (1/20/26)</b>
<b>Scored 50 points in a half (SEC).....</b>	<b>50 at Ole Miss (2nd) (1/20/26)</b>
Scored 60 points in a half.....	66 vs. CSUN (1st) (11/15/19)
Scored 60 points in a half (SEC).....	64 at Tennessee (2nd) (2/15/06)
Scored 70 points in a half.....	72 vs. Northwestern State (2nd) (11/27/15)
<b>Scored 100 points.....</b>	<b>100 at #23 Georgia (1/3/26)</b>
<b>Scored 100 points (SEC).....</b>	<b>100 at #23 Georgia (1/3/26)</b>
Scored under 20 points in 1st half.....	19 at Tennessee (2/4/23)
Scored under 20 points in 2nd half.....	14 vs. Tulsa (11/24/14)
Scored under 10 points in a half.....	6 vs. LSU (1st) (1/8/11)
Scored 35 or under points in a game.....	35 vs. Tulsa (11/24/14)
Scored under 50 points in game.....	43 at Tennessee (2/4/23),
.....	vs. Northwestern (11/23/22)
Scored under 50 points in game (SEC).....	43 at Tennessee (2/4/23)

### 2025-26 AUBURN RECORD BREAKDOWN

Overall	12-7
Home	8-1
Away	1-3
Neutral	3-3
Conference	3-3
Home	2-1
Away	1-2
Non-Conference	9-4
Home	6-0
Away	0-1
Neutral	3-3
Overtime	1-1
Ranked opponents	2-5
Unranked opponents	10-2
Wearing white uniforms	10-3
Wearing navy uniforms	1-3
Wearing orange uniforms	1-1
Leading at half	10-1
Trailing at half	1-6
Tied at half	1-0
Leading with 5:00 remaining in second half	12-0
Trailing with 5:00 remaining in second half	0-7
Tied with 5:00 remaining in second half	0-0
Has more rebounds than opponent	10-3
Has less rebounds than opponent	2-4
Same rebounds as opponent	0-0
Commits more turnovers than opponent	3-2
Commits less turnovers than opponent	9-5
Same turnovers as opponent	0-0
Has more FT attempts than opponent	10-5
Has less FT attempts than opponent	0-2
Same FT attempts as opponent	2-0
Shoots 40% or better from field	12-3
Shoots less than 40% from field	0-4
Opponent shoots 40% or better from field	6-7
Opponent shoots less than 40% from field	6-0
Shoots better than opponent	11-0
Opponent shoots better	1-7
Same FG percentage	0-0
Auburn bench outscores opponent bench	8-2
Opponent bench outscores Auburn bench	4-5
Same points off the bench	0-0
Auburn scores 100 or more	2-1
Auburn scores between 90-99	5-0
Auburn scores between 80-89	2-1
Auburn scores between 70-79	3-3
Auburn scores between 60-69	0-2
Auburn scores less than 60	0-0
Opponent scores 100 or more	0-2
Opponent scores between 90-99	1-2
Opponent scores between 80-89	0-2
Opponent scores between 70-79	5-1
Opponent scores between 60-69	5-0
Opponent scores less than 60	1-0
Five-plus players score in double-figures	3-1
Four players score in double figures	3-2
Three players score in double figures	4-2
Two players score in double figures	2-2
One player scores in double figures	0-0
On Sunday	0-1
On Monday	3-0
On Tuesday	2-2
On Wednesday	3-1
On Thursday	1-0
On Friday	0-0
On Saturday	3-3
In November	6-2
In December	3-2
In January	3-3
In February	0-0
In March	0-0
In April	0-0





### WIN/LOSS MARGIN

	1	2	3	4	5	6	7	8	9	10	11-20	20+
Wins	--	--	--	1	1	--	--	--	--	1	4	5
Losses	1	1	--	1	--	--	--	--	--	1	--	3

### MISCELLANEOUS

Largest margin of victory	+56 (112-66) vs. Jackson State (11/19/25)
Smallest margin of victory	+4 (71-67) vs. South Carolina (1/14/26)
Largest margin of defeat	-30 (72-102) vs. #7 Michigan (11/25/25)
Smallest margin of defeat	-1 (72-73) vs. #1 Houston (11/16/25)
Biggest rebound margin	+31 (55-24) vs. Merrimack (11/6/25)
Biggest rebound deficit	-16 (35-51) vs. #7 Michigan (11/25/25)
Average margin of victory/defeat	+20.1/-14.9
Largest halftime lead	+36 (57-31) vs. Queens (12/29/25)
Largest halftime lead blown	10 vs. Texas A&M (1/6/26)
Largest halftime deficit	-28 (31-59) vs. #7 Michigan (11/25/25)
Largest halftime deficit overcome to win	-9 (30-39) vs. #14 St. John's (11/26/25)
Largest overall lead	+49 (2nd Half) vs. Jackson State (11/19/25)
Largest overall lead blown	16 vs. Texas A&M (1/6/26)
Largest overall deficit	-35 (2nd Half) vs. #7 Michigan (11/25/25)
Largest deficit overcome to win	-11 (2nd Half) vs. #14 St. John's (11/26/25)

### DOUBLE-DOUBLES

Player	Opponent	Statistics
Keyshawn Hall (1)	Merrimack (11/6)	25 pts, 14 reb
Keyshawn Hall (2)	Wofford (11/11)	20 pts, 11 reb
Keyshawn Hall (3)	vs. #1 Houston (11/16)	20 pts, 11 reb
Keyshawn Hall (4)	NC State (12/3)	28 pts, 10 reb
Keyshawn Hall (5)	vs. Chattanooga (12/13)	22 pts, 11 reb
Filip Jovic (1)	at #23 Georgia	10 pts, 10 reb
Keyshawn Hall (6)	Texas A&M	32 pts, 12 reb
KeShawn Murphy (1)	#15 Arkansas	16 pts, 10 reb
KeShawn Murphy (2)	at Ole Miss	16 pts, 14 reb

### TEAM EXTREMES

Most points scored	112 vs. Jackson State (11/19/25)
Fewest points scored	68 at #2 Arizona (12/6/25)
Most rebounds	55 vs. Merrimack (11/6/25)
Fewest rebounds	25 vs. Purdue (12/20/25)
Most assists	28 vs. Jackson State (11/19/25)
Fewest assists	3 vs. #7 Michigan (11/25/25)
Most turnovers	20 vs. NC State (12/3/25)
Fewest turnovers	6 vs. Oregon (11/24/25)
Most steals	16 vs. Jackson State (11/19/25)
Fewest steals	1 vs. Chattanooga (12/13/25)
Most blocks	9, 3x, last vs. Queens (12/29/25)
Fewest blocks	1 vs. Purdue (12/20/25)
Best shooting percentage	64.6% (42-65) vs. Jackson State (11/19/25)
Worst shooting percentage	33.3% (21-63) at #2 Arizona (12/6/25)
Best 3-pt. percentage	54.5% (12-22) vs. NC State (12/3/25)
Worst 3-pt. percentage	10.5% (2-19) vs. South Carolina (1/17/26)
Best FT percentage	84.0% (21-23) vs. #14 St. John's (11/26/25)
Worst FT percentage	54.5% (18-33) vs. #7 Michigan (11/25/25)
Most points (1st half)	57 vs. Queens (12/29/25)
Fewest points (1st half)	28 vs. Ole Miss (1/20/26)
Most points (2nd half)	57 vs. Jackson State (11/19/25)
Fewest points (2nd half)	28 vs. Purdue (12/20/25)
Most points (OT)	14 vs. Bethune-Cookman (11/3/25)
Fewest points (OT)	8 at #23 Georgia (1/3/26)

### GAME LEADERS

Points	
Keyshawn Hall	7
Tahaad Pettiford	5
Kevin Overton	3
Elyjah Freeman	3
Filip Jovic	1
KeShawn Murphy	1

Rebounds	
Keyshawn Hall	10
KeShawn Murphy	6
Filip Jovic	2
Elyjah Freeman	1
Kevin Overton	1
Williams Adams	1

Assists	
Tahaad Pettiford	8
Keyshawn Hall	5
Elyjah Freeman	2
KeShawn Murphy	2
Kevin Overton	2
Sebastian Williams-Adams	2
Kaden Magwood	1

### STARTING LINEUPS

#### Record when starting lineup is:

Hall, Murphy, Overton, Pettiford, Williams-Adams	4-2
Freeman, Hall, Murphy, Overton, Pettiford	3-3
Freeman, Hall, Jovic, Overton, Pettiford	1-0
Hall, Jovic, Overton, Pettiford, Williams-Adams	1-0
Freeman, Hall, Jovic, Pettiford, Williams-Adams	1-0
Freeman, Murphy, Overton, Pettiford, Williams-Adams	1-0
Freeman, Hall, Murphy, Pettiford, Williams-Adams	1-0
Hall, Magwood, Murphy, Overton, Williams-Adams	0-2

#### Record when starts (Career):

Keyshawn Hall	11-7 (45-33)
Kevin Overton	10-7 (38-14)
Filip Jovic	3-0 (3-0)
Tahaad Pettiford	12-5 (12-5)
Elyjah Freeman	8-3 (31-8)
KeShawn Murphy	9-7 (12-7)
Sebastian Williams-Adams	8-4 (8-4)



# O TAHAAD PETTIFORD

**Guard | Sophomore | 6-1 | 170 | tuh-HAAD**  
**Jersey City, N.J. (Hudson Catholic Regional HS)**

## 2025-26 STATS

G-GS	PPG	RPG	APG	FG%	3PT%	FT%
<b>18-16</b>	<b>13.7</b>	<b>2.8</b>	<b>3.2</b>	<b>36.6%</b>	<b>27.4%</b>	<b>79.7%</b>

## 2025-26 NOTES

SEC play: 12.0 ppg, 3.2 rpg, 4.0 apg ... Second on AU in scoring (13.7 ppg), minutes (30.3 mpg) and first in assists (3.2 apg) ... 4.8 assists six games including career-best 9 assists vs. Queens ... Career-high 30 points in loss at No. 2 Arizona ... Scored 50 points in two games vs. Arizona and Chattanooga, hitting 10-of-18 from 3 ... Averaged 22.3 ppg, 3.0 rpg, 2.3 apg, 1.3 spg on 48.9% FG, 42.1% 3FG, 86.7% FT in three games at Players Era in Las Vegas ... Then career-high 27 points, including 18 in second half in win over No. 14 St. John's ... 12 consecutive AU points in two-minute span in second half against St. John's to break a tie into a 6-point AU lead ... Preseason All-America/All-SEC ... No. 35 prospect in ESPN's 2025 NBA draft rankings ... Participated in the 2025 NBA draft combine ... 42-inch max vertical leap was second highest at combine.

## 2025-26 GAME-BY-GAME STATISTICS

Opponent	Date	GS	Min.	FG-A	3FG-A	FT-A	O-D-T	PF	A	TO	BLK	STL	PTS
BETHUNE-COOKMAN	11/3	*	40	4-13	2-9	1-3	0-1-1	1	5	2	1	1	11
MERRIMACK	11/6	*	26	4-13	1-7	4-4	2-2-4	0	1	1	0	2	13
WOFFORD	11/11	*	26	4-17	1-7	0-0	2-2-4	2	5	2	1	1	9
vs. Houston	11/16	*	33	5-14	3-8	2-3	0-1-1	1	1	1	2	2	15
JACKSON STATE	11/19	*	22	2-9	0-5	2-2	1-2-3	1	5	3	0	0	6
vs. Oregon	11/24	*	29	9-18	1-5	5-6	1-3-4	5	4	3	1	0	24
vs. Michigan	11/25	*	24	4-10	4-6	4-5	1-0-1	3	1	1	0	1	16
vs. St. John's	11/26	*	37	10-19	3-8	4-4	0-4-4	2	2	3	1	3	27
NC STATE	12/3	*	21	1-7	0-3	4-5	1-2-3	2	1	4	4	0	6
at Arizona	12/6	*	35	10-19	5-9	5-5	0-3-3	2	1	2	1	1	30
vs. Chattanooga	12/13	*	30	5-11	5-9	5-6	0-1-1	3	2	3	0	0	20
vs. Purdue	12/20	*	25	2-7	1-5	0-0	0-2-2	1	1	1	0	1	5
QUEENS	12/29	*	29	1-8	1-5	2-2	1-3-4	3	9	4	1	2	5
at Georgia	1/3		32	10-21	3-11	2-3	0-3-3	5	4	4	0	2	25
TEXAS A&M	1/6		32	3-9	1-6	4-5	0-4-4	3	2	2	0	0	11
ARKANSAS	1/10	*	30	3-9	0-4	0-1	0-4-4	3	7	2	0	2	6
at Missouri	1/14	*	32	3-12	0-5	3-4	1-2-3	4	2	1	0	2	9
SOTH CAROLINA	1/17	*	34	2-8	1-5	4-6	0-2-2	2	5	1	2	0	9
at Ole Miss	1/20												
at Florida	1/24												
TEXAS	1/28												
at Tennessee	1/31												
ALABAMA	2/7												
VANDERBILT	2/10												
at Arkansas	2/14												
at Mississippi State	2/18												
KENTUCKY	2/21												
at Oklahoma	2/24												
OLE MISS	2/28												
LSU	3/3												
at Alabama	3/7												

## CAREER HONORS

- Blue Ribbon Yearbook Preseason First Team All-America
- Sporting News Preseason Third Team All-America
- Jay Bilas Preseason Third Team All-America
- Jon Rothstein Preseason Honorable Mention All-America
- NABC Player of the Year Preseason Watch List
- USBWA Player of the Year Preseason Watch List
- Naismith Player of the Year Preseason Watch List
- Oscar Robertson Trophy Preseason Watch List
- Bob Cousy Award Preseason Watch List
- SEC Preseason First Team All-SEC (Coaches)
- SEC Preseason First Team All-SEC (Media)
- 2025 NCAA South Regional All-Tournament Team
- 2024-25 NABC DI All-Southeast District Second Team
- 2024-25 SEC All-Freshman Team
- 2024 McDonald's High School All-American
- 2024 Jordan Brand Classic Boys National Team

## SEASON SUPERLATIVES

Points	30	at #2 Arizona (12/6)
Rebounds	4	7x, last vs. #15 Arkansas (1/10)
Assists	9	vs. Queens (12/29)
Blocks	4	vs. NC State (12/3)
Steals	3	vs. #14 St. John's (11/26)
FG Made	10	3x, last at #23 Georgia (1/3)
FG Att	21	at #23 Georgia (1/3)
3-Pt FG Made	5	2x, last vs. Chattanooga (12/13)
3-Pt FG Att	11	at #23 Georgia (1/3)
FTs Made	5	3x, last vs. Chattanooga (12/13)
FTs Att	6	vs. Oregon (11/24)
Minutes	40	vs. Bethune-Cookman (11/3)

## CAREER SUPERLATIVES

Points	30	at #2 Arizona (12/6/25)
Rebounds	6	vs. Creighton (3/22/25)
Assists	9	vs. Queens (12/29/25)
Blocks	4	vs. NC State (12/3/25)
Steals	4	vs. Mississippi State (1/14/25)
FG Made	10	3x, last at #23 Georgia (1/3/26)
FG Att	21	at #23 Georgia (1/3/26)
3-Pt FG Made	6	at Texas A&M (3/4/25)
3-Pt FG Att	11	at #23 Georgia (1/3/26)
FTs Made	8	at Kentucky (3/1/25)
FTs Att	9	at Kentucky (3/1/25)
Minutes	40	vs. Bethune-Cookman (11/3/25)

## MISCELLANEOUS

	25-26	Career
10+ Points	10	32
20+ Points	5	11
10+ Rebounds	--	--
5+ Assists	6	14
3+ Steals	1	2
3+ Blocks	1	3
Double-Doubles	--	--
Dunks	2	7
Led AU in Points	5	12
Led AU in Rebounds	--	--
Led AU in Assists	6	21

## CAREER STATISTICS

SEASON	TEAM	GP-GS	MIN/AVG	Field Goals		3-Point		F-Throws		Rebounds				Scoring						
				FG-FGA	FG%	3FG-3FGA	3FG%	FT-FTA	FT%	OFF	DEF	TOT	AVG	PF-FO	A	TO	BLK	STL	PTS	AVG
2024-25	AU	38-1	871/22.9	146-347	.421	70-191	.366	78-97	.804	9	75	84	2.2	91-1	113	62	7	33	440	11.6
2025-26	AU	18-16	546/30.3	82-224	.366	32-117	.274	51-64	.797	10	41	51	2.8	43-2	58	41	14	20	247	13.7
<b>TOTAL</b>		<b>56-17</b>	<b>1417/25.3</b>	<b>228-571</b>	<b>.399</b>	<b>102-308</b>	<b>.331</b>	<b>129-161</b>	<b>.801</b>	<b>19</b>	<b>116</b>	<b>135</b>	<b>2.4</b>	<b>134-3</b>	<b>171</b>	<b>103</b>	<b>21</b>	<b>53</b>	<b>687</b>	<b>12.3</b>



# 1 KEVIN OVERTON

Guard/Forward | Junior | 6-5 | 200  
Oklahoma City, Okla. (Texas Tech/Drake)

## 2025-26 STATS

G-GS	PPG	RPG	APG	FG%	3PT%	FT%
18-17	12.7	3.4	1.3	41.9%	35.1%	83.6%

## 2025-26 NOTES

Hit 34 of last 37 FTs (91.9%) ... SEC play: 13.4 ppg, 4.0 rpg, 1.4 spg ... First on team in 3FGs (34), third in scoring (12.7 ppg), first in steals (1.6 spg) ... Streak of career-best six consecutive games (17.2 ppg) in double figure scoring snapped vs. S. Carolina ... At least one steal in career-high seven consecutive games ... Month of December: 16.8 ppg, 15-of-33 (45.5%) from beyond the arc ... 11th in SEC in steals (1.60 spg) ... Team-high 22 points and five rebounds vs. #6 Purdue ... Then career and game-high 29 points on 8-of-13 shooting, including 6-of-9 from 3 vs. NC State ... 12 points, team-high 5 assists, 2 steals vs. No. 14 St. John's ... 13 points and 5 steals, including 2 at the end of regulation/overtime that helped the Tigers to victory in opener vs. Bethune-Cookman.

## 2025-26 GAME-BY-GAME STATISTICS

Opponent	Date	GS	Min.	FG-A	3FG-A	FT-A	O-D-T	PF	A	TO	BLK	STL	PTS
BETHUNE-COOKMAN	11/3	*	35	5-12	0-3	3-3	1-2-3	0	1	0	1	5	13
MERRIMACK	11/6	*	20	2-4	1-3	1-2	0-4-4	5	0	2	0	0	6
WOFFORD	11/11		24	5-10	3-7	0-0	0-2-2	1	1	1	0	3	13
vs. Houston	11/16	*	33	2-7	2-5	7-11	3-2-5	2	1	1	0	0	13
JACKSON STATE	11/19	*	22	3-6	3-6	4-4	0-2-2	2	2	0	0	2	13
vs. Oregon	11/24	*	30	3-10	0-4	0-0	0-2-2	1	0	0	0	2	6
vs. Michigan	11/25	*	18	0-5	0-4	2-4	1-2-3	1	0	1	0	1	2
vs. St. John's	11/26	*	38	3-7	1-2	5-5	0-3-3	1	5	1	0	2	12
NC STATE	12/3	*	38	8-13	6-9	7-7	2-7-9	1	0	0	0	0	29
at Arizona	12/6	*	27	1-8	0-4	6-6	0-2-2	2	2	2	0	2	8
vs. Chattanooga	12/13	*	11	1-3	0-2	0-0	0-0-0	0	1	0	0	0	2
vs. Purdue	12/20	*	36	8-18	4-11	2-4	3-2-5	3	2	1	0	1	22
QUEENS	12/29	*	30	8-12	5-7	2-2	0-2-2	3	1	1	0	4	23
at Georgia	1/3	*	39	7-15	2-7	3-3	2-5-7	3	2	2	1	1	19
TEXAS A&M	1/6	*	32	6-16	2-7	2-2	2-1-3	3	1	1	0	1	16
ARKANSAS	1/10	*	29	3-8	1-5	3-4	1-3-4	0	1	2	0	1	10
at Missouri	1/14	*	32	4-10	3-7	2-2	1-0-1	3	0	2	0	1	13
SOUTH CAROLINA	1/17	*	38	3-8	1-5	2-2	1-4-5	3	3	2	0	3	9
at Ole Miss	1/20												
at Florida	1/24												
TEXAS	1/28												
at Tennessee	1/31												
ALABAMA	2/7												
VANDERBILT	2/10												
at Arkansas	2/14												
at Mississippi State	2/18												
KENTUCKY	2/21												
at Oklahoma	2/24												
OLE MISS	2/28												
LSU	3/3												

## CAREER HONORS

- 2024 Missouri Valley Conference All-Freshman Team
- Four-time MVC Freshman of the Week

## SEASON SUPERLATIVES

Points	29	vs. NC State (12/3)
Rebounds	9	vs. NC State (12/3)
Assists	5	vs. #14 St. John's (11/26)
Blocks	1	2x, last at #23 Georgia (1/3)
Steals	5	vs. Bethune-Cookman (11/3)
FG Made	8	2x, last vs. Queens (12/29)
FG Att	18	vs. #6 Purdue (12/20)
3-Pt FG Made	6	vs. NC State (12/3)
3-Pt FG Att	11	vs. #6 Purdue (12/20)
FTs Made	7	2x, last vs. NC State (12/3)
FTs Att	11	vs. #1 Houston (11/15)
Minutes	39	at #23 Georgia (1/3)

## CAREER SUPERLATIVES

Points	29	vs. NC State (12/3/25)
Rebounds	9	vs. NC State (12/3) at Missouri State (1/24/24)
Assists	5	vs. #14 St. John's (11/26/25)
Blocks	1	3x, last at #23 Georgia (1/3/26)
Steals	5	vs. Bethune-Cookman (11/3/25)
FG Made	8	3x, last vs. Queens (12/29/25)
FG Att	18	vs. #6 Purdue (12/20/25)
3-Pt FG Made	6	vs. NC State (12/3/25)
3-Pt FG Att	11	vs. #6 Purdue (12/20/25)
FTs Made	8	vs. Northwestern St. (11/8/24)
FTs Att	9	vs. Northwestern St. (11/8/24)
Minutes	43	at Missouri State (1/24/24)

## MISCELLANEOUS

	25-26	Career
10+ Points	12	42
20+ Points	3	8
10+ Rebounds	--	--
5+ Assists	1	1
3+ Steals	4	5
3+ Blocks	--	--
Double-Doubles	--	--
Dunks	3	--
Led AU in Points	3	3
Led AU in Rebounds	1	1
Led AU in Assists	1	1

## CAREER STATISTICS

SEASON	TEAM	GP-GS	MIN/AVG	Field Goals		3-Point		F-Throws		Rebounds				Scoring						
				FG-FGA	FG%	3FG-3FGA	3FG%	FT-FTA	FT%	OFF	DEF	TOT	AVG	PF-FO	A	TO	BLK	STL	PTS	AVG
2023-24	DRA	35-35	1047/29.9	135-307	.440	62-179	.346	62-78	.795	28	89	117	3.3	77-0	38	18	6	21	394	11.3
2024-25	TTU	36-1	801/22.2	95-225	.422	39-118	.331	53-68	.779	32	100	132	3.7	69-1	32	33	6	18	282	7.8
2025-26	AU	18-17	533/29.6	72-172	.419	34-97	.351	51-61	.836	17	45	62	3.4	34-1	23	19	2	29	229	12.7
<b>TOTAL FOR AU</b>		<b>18-17</b>	<b>533/29.6</b>	<b>72-172</b>	<b>.419</b>	<b>34-97</b>	<b>.351</b>	<b>51-61</b>	<b>.836</b>	<b>17</b>	<b>45</b>	<b>62</b>	<b>3.4</b>	<b>34-1</b>	<b>23</b>	<b>19</b>	<b>2</b>	<b>29</b>	<b>229</b>	<b>12.7</b>
<b>TOTAL</b>		<b>89-53</b>	<b>2381/26.8</b>	<b>302-704</b>	<b>.429</b>	<b>135-394</b>	<b>.343</b>	<b>166-207</b>	<b>.802</b>	<b>77</b>	<b>234</b>	<b>311</b>	<b>3.5</b>	<b>180-2</b>	<b>93</b>	<b>70</b>	<b>14</b>	<b>68</b>	<b>905</b>	<b>10.2</b>



# 2 ABDUL BASHIR

**Guard | Junior | 6-7 | 165 | bah-SHEER**  
**Omaha, Neb. (Casper [Wyo.] College)**

### 2025-26 STATS

G-GS	PPG	RPG	APG	FG%	3PT%	FT%
<b>6-0</b>	<b>2.0</b>	<b>0.5</b>	<b>0.5</b>	<b>26.7%</b>	<b>15.4%</b>	<b>100.0%</b>

### 2025-26 NOTES

Action in six games averaging 2.0 ppg, 0.5 rpg, 0.5 apg ... 10 points in 15 minutes against Merrimack, hitting 2-of-5 from behind the arc ... Made 131 three pointers as Casper College, which led NJCAA Division I last season ... 255 made threes in two years at Casper.

### 2025-26 GAME-BY-GAME STATISTICS

Opponent	Date	GS	Min.	FG-A	3FG-A	FT-A	O-D-T	PF	A	TO	BLK	STL	PTS
BETHUNE-COOKMAN	11/3		9	0-2	0-2	0-0	0-1-1	1	0	1	0	0	0
MERRIMACK	11/6		15	3-6	2-5	2-2	0-0-0	0	1	1	0	0	10
WOFFORD	11/11		14	1-3	0-2	0-0	0-0-0	1	0	1	0	1	2
vs. Houston	11/16		2	0-1	0-1	0-0	0-0-0	0	0	0	0	0	0
JACKSON STATE	11/19		13	0-3	0-3	0-0	0-2-2	1	2	0	0	0	0
vs. Oregon	11/24					DNP							
vs. Michigan	11/25		1	0-0	0-0	0-0	0-0-0	0	0	0	0	0	0
vs. St. John's	11/26					DNP							
NC STATE	12/3					DNP							
at Arizona	12/6					DNP							
vs. Chattanooga	12/13					DNP							
vs. Purdue	12/20					DNP							
QUEENS	12/29					DNP							
at Georgia	1/3					DNP							
TEXAS A&M	1/6					DNP							
ARKANSAS	1/10					DNP							
at Missouri	1/14					DNP							
SOTH CAROLINA	1/17					DNP							
at Ole Miss	1/20												
at Florida	1/24												
TEXAS	1/28												
at Tennessee	1/31												
ALABAMA	2/7												
VANDERBILT	2/10												
at Arkansas	2/14												
at Mississippi State	2/18												
KENTUCKY	2/21												
at Oklahoma	2/24												
OLE MISS	2/28												
LSU	3/3												
at Alabama	3/7												

### CAREER HONORS

- 2025 NJCAA Division I All-American (second team)

### SEASON SUPERLATIVES

Points	10	vs. Merrimack (11/6)
Rebounds	2	vs. Jackson State (11/19)
Assists	2	vs. Jackson State (11/19)
Blocks	--	
Steals	1	vs. Wofford (11/11/25)
FG Made	3	vs. Merrimack (11/6)
FG Att	2	vs. Bethune-Cookman (11/3)
3-Pt FG Made	2	vs. Merrimack (11/6)
3-Pt FG Att	5	vs. Merrimack (11/6)
FTs Made	2	vs. Merrimack (11/6)
FTs Att	2	vs. Merrimack (11/6)
Minutes	15	vs. Merrimack (11/6)

### CAREER SUPERLATIVES

Points	10	vs. Merrimack (11/6/25)
Rebounds	2	vs. Jackson State (11/19/25)
Assists	2	vs. Jackson State (11/19/25)
Blocks	--	
Steals	1	vs. Wofford (11/11/25)
FG Made	3	vs. Merrimack (11/6/25)
FG Att	6	vs. Merrimack (11/6/25)
3-Pt FG Made	2	vs. Merrimack (11/6/25)
3-Pt FG Att	5	vs. Merrimack (11/6/25)
FTs Made	2	vs. Merrimack (11/6/25)
FTs Att	2	vs. Merrimack (11/6/25)
Minutes	15	vs. Merrimack (11/6/25)

### MISCELLANEOUS

	25-26	Career
10+ Points	1	1
20+ Points	--	--
10+ Rebounds	--	--
5+ Assists	--	--
3+ Steals	--	--
3+ Blocks	--	--
Double-Doubles	--	--
Dunks	--	--
Led AU in Points	--	--
Led AU in Rebounds	--	--
Led AU in Assists	--	--

### CAREER STATISTICS

SEASON	TEAM	GP-GS	MIN/AVG	Field Goals		3-Point		F-Throws		Rebounds				Scoring						
				FG-FGA	FG%	3FG-3FGA	3FG%	FT-FTA	FT%	OFF	DEF	TOT	AVG	PF-FO	A	TO	BLK	STL	PTS	AVG
2025-26	AU	6-0	54/9.0	4-15	.267	2-13	.154	2-2	1.000	0	3	3	0.5	3-0	3	3	0	1	12	2.0
<b>TOTAL</b>		<b>6-0</b>	<b>54/9.0</b>	<b>4-15</b>	<b>.267</b>	<b>2-13</b>	<b>.154</b>	<b>2-2</b>	<b>1.000</b>	<b>0</b>	<b>3</b>	<b>3</b>	<b>0.5</b>	<b>3-0</b>	<b>3</b>	<b>3</b>	<b>0</b>	<b>1</b>	<b>12</b>	<b>2.0</b>



# 3 KESHAWN MURPHY

**Forward | Senior | 6-10 | 230**  
**Birmingham, Ala. (Mississippi State)**

### 2025-26 STATS

G-GS	PPG	RPG	APG	FG%	3PT%	FT%
<b>16-15</b>	<b>10.1</b>	<b>6.0</b>	<b>1.2</b>	<b>57.5%</b>	<b>37.5%</b>	<b>63.9%</b>

### 2025-26 NOTES

SEC play: 11.2 ppg, team-high 7.0 rpg ... 13.5 ppg, 6.0 rpg in AU's SEC wins ... Shooting 62.9% (56-of-89) from two on season ... Shot 50%+ in 15 of 16 games played ... Double figure scoring in 3 of 5 SEC games vs. 3 of 11 non-con games ... First double-double at AU in win over #15 Arkansas with 16 pts, 10 reb ... Second on team in FG% at 57.5% and rebounding (6.3 rpg) and fifth in scoring (10.1 ppg) ... Averaged 9.3 ppg, 4.2 rpg, 1.0 apg, 1.0 bpg at Players Era ... Scored 19 points in 20 minutes vs. Jackson State, one point shy of equaling career high ... Against #1 Houston had 7 pts, 5 rebs in 31 minutes in first AU start ... Sat out Merrimack and Wofford games with sprained ankle ... Strong showing in AU opener, with 17 points (8-of-9 FG), 8 rebounds and 4 assists in 23 minutes off bench ... Transfer from Miss. State who scored 535 of 559 career points off the bench ... Graduated this summer from Miss. State.

### 2025-26 GAME-BY-GAME STATISTICS

Opponent	Date	GS	Min.	FG-A	3FG-A	FT-A	O-D-T	PF	A	TO	BLK	STL	PTS
BETHUNE-COOKMAN	11/3		23	8-9	1-1	0-1	3-5-8	1	4	0	1	1	17
MERRIMACK	11/6					DNP							
WOFFORD	11/11					DNP							
vs. Houston	11/16	*	31	3-6	0-0	1-2	1-4-5	1	3	0	0	0	7
JACKSON STATE	11/19	*	20	8-11	0-3	3-5	3-4-7	1	0	1	0	3	19
vs. Oregon	11/24	*	18	3-5	1-2	0-0	0-2-2	4	1	0	0	0	7
vs. Michigan	11/25	*	25	5-10	2-3	0-1	0-5-5	3	1	0	1	0	12
vs. St. John's	11/26	*	22	4-6	1-1	0-0	3-3-6	4	1	1	2	1	9
NC STATE	12/3	*	15	1-1	1-1	0-0	0-1-1	0	1	2	0	0	3
at Arizona	12/6	*	28	4-8	0-1	0-0	4-4-8	2	1	3	0	1	8
vs. Chattanooga	12/13	*	22	3-6	0-2	3-4	1-8-9	1	0	2	2	0	9
vs. Purdue	12/20	*	26	2-4	0-0	2-4	1-3-4	2	2	1	1	1	6
QUEENS	12/29	*	22	3-6	1-2	2-4	1-5-6	3	2	1	3	2	9
at Georgia	1/3	*	22	4-7	0-3	4-5	4-3-7	3	0	1	0	1	12
TEXAS A&M	1/6	*	27	4-8	0-1	0-1	5-3-8	0	1	1	1	0	8
ARKANSAS	1/10	*	27	6-10	2-3	2-2	1-9-10	2	1	0	0	1	16
at Missouri	1/14	*	21	3-9	0-0	3-4	6-2-8	1	0	0	0	1	9
SOUTH CAROLINA	1/17	*	21	4-7	0-1	3-3	1-1-2	1	1	0	2	1	11
at Ole Miss	1/20												
at Florida	1/24												
TEXAS	1/28												
at Tennessee	1/31												
ALABAMA	2/7												
VANDERBILT	2/10												
at Arkansas	2/14												
at Mississippi State	2/18												
KENTUCKY	2/21												
at Oklahoma	2/24												

### CAREER STATISTICS

SEASON	TEAM	GP-GS	MIN/AVG	Field Goals		3-Point		F-Throws		Rebounds				Scoring						
				FG-FGA	FG%	3FG-3FGA	3FG%	FT-FTA	FT%	OFF	DEF	TOT	AVG	PF-FO	A	TO	BLK	STL	PTS	AVG
2022-23	MS	19-0	195/10.3	23-55	.418	9-32	.281	7-11	.636	11	21	32	1.7	15-0	15	12	10	10	62	3.3
2023-24	MS	21-0	279/13.3	39-85	.459	5-28	.179	16-23	.696	25	40	65	3.1	23-0	20	21	8	4	99	4.7
2024-25	MS	34-3	816/24.0	167-295	.566	4-27	.148	60-97	.619	79	171	250	7.4	65-1	54	52	38	31	398	11.7
2025-26	AU	16-15	368/23.0	65-113	.575	9-24	.375	23-36	.639	34	62	96	6.0	29-0	19	13	13	13	162	10.1
<b>TOTAL FOR AU</b>		<b>16-15</b>	<b>368/23.0</b>	<b>65-113</b>	<b>.575</b>	<b>9-24</b>	<b>.375</b>	<b>23-36</b>	<b>.639</b>	<b>34</b>	<b>62</b>	<b>96</b>	<b>6.0</b>	<b>29-0</b>	<b>19</b>	<b>13</b>	<b>13</b>	<b>13</b>	<b>162</b>	<b>10.1</b>
<b>TOTAL</b>		<b>90-18</b>	<b>1657/18.4</b>	<b>294-548</b>	<b>.536</b>	<b>27-111</b>	<b>.243</b>	<b>106-167</b>	<b>.635</b>	<b>149</b>	<b>294</b>	<b>443</b>	<b>4.9</b>	<b>132-1</b>	<b>108</b>	<b>98</b>	<b>69</b>	<b>58</b>	<b>721</b>	<b>8.0</b>

### SEASON SUPERLATIVES

Points	19	vs. Jackson State (11/19)
Rebounds	10	vs. #15 Arkansas (1/10)
Assists	4	vs. Bethune-Cookman (11/3)
Blocks	3	vs. Queens (12/29)
Steals	3	vs. Jackson State (11/19)
FG Made	8	vs. Jackson State (11/19) vs. Bethune-Cookman (11/3)
FG Att	11	vs. Jackson State (11/19)
3-Pt FG Made	2	2x, last vs. #15 Arkansas (1/10)
3-Pt FG Att	3	4x, last vs. #15 Arkansas (1/10)
FTs Made	4	at #23 Georgia (1/3)
FTs Att	5	2x, last at #23 Georgia (1/3)
Minutes	31	vs. #1 Houston (11/15)

### CAREER SUPERLATIVES

Points	20	vs. Pitt (12/4/24)
Rebounds	14	vs. Utah (11/17/24)
Assists	4	4x, last vs. Bethune-Cookman (11/3/25)
Blocks	4	vs. South Carolina (11/28/24)
Steals	3	4x, last vs. Jackson State (11/19/25)
FG Made	8	8x, last vs. Jackson State (11/19/25)
FG Att	14	3x, last vs. Florida (2/11/25)
3-Pt FG Made	3	vs. Alabama (12/28/22)
3-Pt FG Att	4	3x, last vs. Georgia (2/7/24)
FTs Made	8	vs. Utah (11/17/24)
FTs Att	10	vs. Utah (11/27/24)
Minutes	34	at Memphis (12/21/24)

### MISCELLANEOUS

	25-26	Career
10+ Points	6	33
20+ Points	--	1
10+ Rebounds	1	8
5+ Assists	--	--
3+ Steals	1	1
3+ Blocks	1	--
Double-Doubles	1	6
Dunks	11	--
Led AU in Points	1	1
Led AU in Rebounds	5	5
Led AU in Assists	2	2



# 5 KADEN MAGWOOD

Guard | Freshman | 6-2 | 175 | K-den  
Louisville, Ky. (Combine Academy [NC])

### 2025-26 STATS

G-GS	PPG	RPG	APG	FG%	3PT%	FT%
15-2	3.3	1.1	1.9	37.7%	28.0%	100.0%

### 2025-26 NOTES

Started first two SEC games ... Leads team with 2.6 A/TO ratio ... 25 assists and just 9 TOs in last 141 minutes of action (12 games) ... Fourth on team in assists 1.9 apg ... In three games at Players Era averaged 4.7 ppg in 8.7 mpg off the bench ... Eight assists vs. Jackson State were most by AU freshman since Sharife Cooper had eight at Kentucky on Feb. 13, 2021 ... 6 pts, 8 ast, 2 stl, 2 reb in season-high 19 min. vs. Jackson State ... Career-high 9 points on 4-of-6 shooting against Wofford ... Three points and three assists in 15 minutes vs. Merrimack ... 15 points in 20 minutes in starting nod against Memphis in second exhibition game ... No. 39 overall player in the Class of 2025 by ESPN.

### 2025-26 GAME-BY-GAME STATISTICS

Opponent	Date	GS	Min.	FG-A	3FG-A	FT-A	O-D-T	PF	A	TO	BLK	STL	PTS
BETHUNE-COOKMAN	11/3		6	0-2	0-1	0-0	1-0-1	1	0	1	0	0	0
MERRIMACK	11/6		15	1-5	1-4	0-0	0-2-2	0	3	1	1	0	3
WOFFORD	11/11		14	4-6	1-3	0-0	0-0-0	2	1	0	0	0	9
vs. Houston	11/16		8	1-3	1-2	0-0	1-0-1	1	0	0	0	0	3
JACKSON STATE	11/19		19	3-6	0-2	0-0	1-1-2	3	8	1	0	2	6
vs. Oregon	11/24		7	2-4	0-1	0-0	0-0-0	0	3	1	0	2	4
vs. Michigan	11/25		16	3-10	2-4	0-0	0-3-3	0	0	0	0	0	8
vs. St. John's	11/26		3	1-1	0-0	0-0	0-0-0	0	0	0	0	0	2
NC STATE	12/3		8	1-1	0-0	0-0	0-0-0	1	1	1	0	0	2
at Arizona	12/6		11	1-4	0-2	0-0	1-0-1	1	1	1	0	2	2
vs. Chattanooga	12/13		13	1-2	1-2	0-0	0-2-2	2	3	0	0	0	3
vs. Purdue	12/20		15	1-3	0-1	0-0	0-0-0	1	2	1	0	1	2
QUEENS	12/29		11	1-2	1-1	2-2	0-2-2	1	3	1	0	0	5
at Georgia	1/3	*	8	0-2	0-1	0-0	0-0-0	3	2	0	0	1	0
TEXAS A&M	1/6	*	8	0-2	0-0	0-0	0-2-2	2	1	3	0	0	0
ARKANSAS	1/10						DNP						
at Missouri	1/14						DNP						
SOUTH CAROLINA	1/17						DNP						
at Ole Miss	1/20												
at Florida	1/24												
TEXAS	1/28												
at Tennessee	1/31												
ALABAMA	2/7												
VANDERBILT	2/10												
at Arkansas	2/14												
at Mississippi State	2/18												
KENTUCKY	2/21												
at Oklahoma	2/24												
OLE MISS	2/28												
LSU	3/3												

### SEASON SUPERLATIVES

Points	9	vs. Wofford (11/11)
Rebounds	3	vs. #7 Michigan (11/25)
Assists	8	vs. Jackson State (11/19)
Blocks	1	vs. Merrimack (11/6)
Steals	2	3x, last at #2 Arizona (12/6)
FG Made	4	vs. Wofford (11/11)
FG Att	10	vs. #7 Michigan (11/25)
3-Pt FG Made	2	vs. #7 Michigan (11/25)
3-Pt FG Att	4	2x, last vs. #7 Michigan (11/25)
FTs Made	2	vs. Queens (12/29)
FTs Att	2	vs. Queens (12/29)
Minutes	16	vs. #7 Michigan (11/25)

### CAREER SUPERLATIVES

Points	9	vs. Wofford (11/11/25)
Rebounds	3	vs. #7 Michigan (11/25/25)
Assists	8	vs. Jackson State (11/19/25)
Blocks	1	vs. Merrimack (11/6/25)
Steals	2	3x, last at #2 Arizona (12/6/25)
FG Made	4	vs. Wofford (11/11/25)
FG Att	10	vs. #7 Michigan (11/25/25)
3-Pt FG Made	2	vs. #7 Michigan (11/25/25)
3-Pt FG Att	4	2x, last vs. #7 Michigan (11/25/25)
FTs Made	2	vs. Queens (12/29/25)
FTs Att	2	vs. Queens (12/29/25)
Minutes	16	vs. #7 Michigan (11/25/25)

### MISCELLANEOUS

	25-26	Career
10+ Points	--	--
20+ Points	--	--
10+ Rebounds	--	--
5+ Assists	1	1
3+ Steals	--	--
3+ Blocks	--	--
Double-Doubles	--	--
Dunks	1	1
Led AU in Points	--	--
Led AU in Rebounds	--	--
Led AU in Assists	1	1

### CAREER STATISTICS

		Field Goals		3-Point		F-Throws		Rebounds				Scoring								
SEASON	TEAM	GP-GS	MIN/AVG	FG-FGA	FG%	3FG-3FGA	3FG%	FT-FTA	FT%	OFF	DEF	TOT	AVG	PF-FO	A	TO	BLK	STL	PTS	AVG
2025-26	AU	15-2	161/10.7	20-53	.377	7-25	.280	2-2	1.000	4	12	16	1.1	18-0	28	11	1	8	49	3.3
<b>TOTAL</b>		<b>15-2</b>	<b>161/10.7</b>	<b>20-53</b>	<b>.377</b>	<b>7-25</b>	<b>.280</b>	<b>2-2</b>	<b>1.000</b>	<b>4</b>	<b>12</b>	<b>16</b>	<b>1.1</b>	<b>18-0</b>	<b>28</b>	<b>11</b>	<b>1</b>	<b>8</b>	<b>49</b>	<b>3.3</b>



# 6 ELYJAH FREEMAN

Guard/Forward | Sophomore | 6-8 | 185 | uh-LIE-juh  
Palm Beach, Fla. (Lincoln Memorial)

## 2025-26 STATS

G-GS	PPG	RPG	APG	FG%	3PT%	FT%
18-9	10.0	4.8	1.4	47.7%	36.2%	71.9%

## 2025-26 NOTES

SEC games: 9.6 ppg, 4.2 rpg, 40.0% (6-of-15) from 3 ... 12.4 ppg, 4.1 rpg in last seven games off the bench ... Off bench this season (9 games): 11.6 ppg, 48.0% FG in 23.8 mpg compared to 8.4 ppg, 47.3% FG in 25.7 mpg in 9 starts ... Third on team in rebounding (4.8) and fifth in scoring (10.0) ... Tops AU with 15 dunks ... Auburn career-best 27 points in 23 min. off bench vs. Queens ... Game-high 21 points in 28 minutes with 5 rebounds, 3 assists, 2 steals and a block vs. Wofford ... 14 pts, 6 reb, 5 ast on 5-of-6 FGs vs. Jackson State ... In first career start at AU, had 9 points, 7 rebounds and 2 steals in opener against Bethune-Cookman ... South Atlantic Conference First Team and All-Freshman team last season while at Lincoln Memorial ... Averaged 18.9 points and 8.7 rebounds as a freshman at LMU ... Grew four inches during senior year in high school.

## 2025-26 GAME-BY-GAME STATISTICS

Opponent	Date	GS	Min.	FG-A	3FG-A	FT-A	O-D-T	PF	A	TO	BLK	STL	PTS
BETHUNE-COOKMAN	11/3	*	31	3-6	0-1	3-5	1-6-7	1	0	1	0	2	9
MERRIMACK	11/6		22	2-5	0-2	0-1	2-4-6	4	2	2	0	0	4
WOFFORD	11/11	*	28	7-12	1-4	6-8	2-3-5	2	3	0	1	2	21
vs. Houston	11/16	*	30	3-9	1-3	0-1	1-2-3	2	2	2	0	1	7
JACKSON STATE	11/19	*	22	5-6	2-3	2-2	1-5-6	0	5	1	1	2	14
vs. Oregon	11/24	*	29	2-5	1-2	3-4	1-5-6	0	1	1	1	4	8
vs. Michigan	11/25	*	17	0-3	0-1	0-0	3-3-6	0	1	3	1	1	0
vs. St. John's	11/26	*	37	3-4	0-0	2-2	1-5-6	3	1	4	0	1	8
NC STATE	12/3	*	18	2-3	0-1	2-2	1-4-5	1	1	2	2	0	6
at Arizona	12/6	*	21	1-7	0-3	1-2	2-1-3	0	0	2	1	1	3
vs. Chattanooga	12/13		33	7-13	2-6	3-3	3-4-7	4	0	2	0	1	19
vs. Purdue	12/20		22	1-6	0-2	4-4	2-1-3	1	3	2	0	1	6
QUEENS	12/29		23	9-13	4-4	5-5	1-2-3	0	1	0	0	1	27
at Georgia	1/3		23	5-9	2-4	2-6	3-2-5	1	1	0	0	0	14
TEXAS A&M	1/6		15	3-6	0-2	2-2	2-1-3	2	0	0	1	1	8
ARKANSAS	1/10		27	4-8	2-3	3-4	0-6-6	0	3	0	0	2	13
at Missouri	1/14		27	4-8	2-4	3-6	0-2-2	2	0	1	1	0	13
SOUTH CAROLINA	1/17		22	0-5	0-2	0-0	2-4-6	4	0	0	2	0	0
at Ole Miss	1/20												
at Florida	1/24												
TEXAS	1/28												
at Tennessee	1/31												
ALABAMA	2/7												
VANDERBILT	2/10												
at Arkansas	2/14												
at Mississippi State	2/18												
KENTUCKY	2/21												
at Oklahoma	2/24												
OLE MISS	2/28												
LSU	3/3												
at Alabama	3/7												

## CAREER STATISTICS

SEASON	TEAM	GP-GS	MIN/AVG	Field Goals		3-Point		F-Throws		Rebounds				Scoring						
				FG-FGA	FG%	3FG-3FGA	3FG%	FT-FTA	FT%	OFF	DEF	TOT	AVG	PF-FO	A	TO	BLK	STL	PTS	AVG
2024-25	LM	31-28	957/30.9	200-341	.587	26-57	.456	159-197	.807	74	197	271	8.7	70-3	72	79	23	54	585	18.9
2025-26	AU	18-9	446/24.8	61-128	.477	17-47	.362	41-57	.719	27	60	87	4.8	27-0	25	23	11	20	180	10.0
<b>TOTAL FOR AU</b>		<b>18-9</b>	<b>446/24.8</b>	<b>61-128</b>	<b>.477</b>	<b>17-47</b>	<b>.362</b>	<b>41-57</b>	<b>.719</b>	<b>27</b>	<b>60</b>	<b>87</b>	<b>4.8</b>	<b>27-0</b>	<b>25</b>	<b>23</b>	<b>11</b>	<b>20</b>	<b>180</b>	<b>10.0</b>
<b>TOTAL</b>		<b>49-37</b>	<b>1403/28.6</b>	<b>261-469</b>	<b>.557</b>	<b>43-104</b>	<b>.413</b>	<b>200-254</b>	<b>.787</b>	<b>101</b>	<b>257</b>	<b>358</b>	<b>7.3</b>	<b>97-3</b>	<b>97</b>	<b>102</b>	<b>34</b>	<b>74</b>	<b>765</b>	<b>15.6</b>

## CAREER HONORS

- 2025 NABC Southeast Region All-District Second Team
- 2025 D2CSC All-Region Second Team
- 2025 South Atlantic Conference Freshman of the Year
- 2025 South Atlantic Conference First Team
- 2025 South Atlantic Conference All-Freshman Team
- South Atlantic Conference Player of the Week (1/13/25)
- NABC National Player of the Week (1/14/25)
- TSWA Player of the Week (1/15/25)
- 2024-25 South Atlantic Conference Commissioner's Honor Roll

## SEASON SUPERLATIVES

Points	27	vs. Queens (12/29)
Rebounds	7	2x, last vs. Chattanooga (12/13)
Assists	5	vs. Jackson State (11/19)
Blocks	2	2x, last vs. South Carolina (1/17)
Steals	4	vs. Oregon (11/24)
FG Made	9	vs. Queens (12/29)
FG Att	13	2x, last vs. Queens (12/29)
3-Pt FG Made	4	vs. Queens (12/29)
3-Pt FG Att	6	vs. Chattanooga (12/13)
FTs Made	6	vs. Wofford (11/11)
FTs Att	8	vs. Wofford (11/11)
Minutes	37	vs. #14 St. John's (11/26)

## CAREER SUPERLATIVES

Points	36	at Carson-Newman (1/8/25)
Rebounds	19	vs. Carson-Newman (3/6/25)
Assists	6	vs. Emory & Henry (1/22/25)
Blocks	4	vs. South Carolina (11/28/24)
Steals	6	vs. Wingate (3/4/25)
FG Made	14	vs. Coker (1/11/25)
FG Att	24	at Carson-Newman (1/8/25)
3-Pt FG Made	4	2x, last vs. Queens (12/29/25)
3-Pt FG Att	6	at Carson-Newman (1/8/25)
FTs Made	11	vs. UNC Pembroke (3/15/25)
FTs Att	13	vs. UNC Pembroke (3/15/25)
Minutes	45	vs. Lenoir-Rhyne (3/7/25)

## MISCELLANEOUS

	25-26	Career
10+ Points	7	35
20+ Points	2	16
10+ Rebounds	--	11
5+ Assists	1	4
3+ Steals	1	10
3+ Blocks	--	1
Double-Doubles	--	11
Dunks	15	--
Led AU in Points	3	3
Led AU in Rebounds	3	3
Led AU in Assists	2	2



# 7 KEYSHAWN HALL

**Forward | Senior | 6-7 | 225**  
**Cleveland, Ohio (UCF)**

2025-26						
G-GS	PPG	RPG	APG	FG%	3PT%	FT%
<b>17-17</b>	<b>20.2</b>	<b>7.6</b>	<b>2.9</b>	<b>48.0%</b>	<b>41.1%</b>	<b>86.2%</b>

## 2025-26 NOTES

SEC play: 20.4 ppg, 6.8 rpg ... 2026 Oscar Robertson Trophy Midseason Watch List .. Dick Vitale National Player of the Week (1/12) after averaging 32.0 pts, 7.0 reb, 4.0 ast, 2.0 blks, 65.5% FG and 70.0% 3FG ... Leads AU in scoring (20.2 ppg), rebounds (7.6 rpg) and second in assists (2.9 apg) ... Double digit scoring streak of 18 consecutive games snapped vs. S. Carolina ... First AU player in 32 years (Wesley Person, 1994) to score 30+ in consecutive SEC games ... 31st nationally in scoring (20.2) and leads country in FTMs (125) ... Third in SEC in scoring and sixth in rebounding - only player in league in top 6 of each category ... 20+ points in 10 of 17 games ... First AU player since Wesley Person in 1993-94 to enter SEC play averaging 20 ppg ... 18 2nd half points in come-from-behind win vs. No. 14 St. John's ... 20 pts, 8 reb, 4 ast vs. St. John's ... 93 points thru four games is third most by AU player in first four games of year over last 48 seasons ... Big 12's leading scorer last year: 18.8 points per game while at UCF.

## 2025-26 GAME-BY-GAME STATISTICS

Opponent	Date	GS	Min.	FG-A	3FG-A	FT-A	O-D-T	PF	A	TO	BLK	STL	PTS
BETHUNE-COOKMAN	11/3	*	37	5-12	2-4	16-18	3-5-8	2	2	4	1	0	28
MERRIMACK	11/6	*	26	6-9	1-1	12-13	5-9-14	1	1	0	0	1	25
WOFFORD	11/11	*	27	7-10	3-3	3-3	4-7-11	1	6	4	3	2	20
vs. Houston	11/16	*	29	6-16	0-3	8-8	4-7-11	3	1	2	0	1	20
JACKSON STATE	11/19					DNP							
vs. Oregon	11/24	*	36	5-14	2-7	6-6	4-2-6	2	1	0	0	1	18
vs. Michigan	11/25	*	32	4-11	1-4	6-7	1-4-5	2	0	2	0	0	15
vs. St. John's	11/26	*	35	5-11	1-3	9-12	1-7-8	3	4	1	1	0	20
NC STATE	12/3	*	36	9-14	5-7	5-5	0-10-10	1	1	6	0	1	28
at Arizona	12/6	*	36	3-11	1-4	6-6	2-2-4	3	0	3	1	1	13
vs. Chattanooga	12/13	*	36	5-9	1-5	11-14	3-8-11	1	6	2	1	0	22
vs. Purdue	12/20	*	35	5-11	2-6	2-2	0-3-3	3	2	3	0	0	14
QUEENS	12/29	*	25	6-10	3-6	3-5	2-3-5	4	7	2	2	2	18
at Georgia	1/3	*	38	5-13	1-4	9-12	3-4-7	4	4	3	1	1	20
TEXAS A&M	1/6	*	37	8-15	3-5	13-16	5-7-12	3	3	3	2	0	32
ARKANSAS	1/10	*	36	11-14	4-5	6-6	1-1-2	3	5	3	2	1	32
at Missouri	1/14	*	38	2-9	0-3	6-8	3-6-9	2	7	5	1	0	10
SOTH CAROLINA	1/17	*	14	2-7	0-3	4-4	2-2-4	4	0	4	0	0	8
at Ole Miss	1/20												
at Florida	1/24												
TEXAS	1/28												
at Tennessee	1/31												
ALABAMA	2/7												
VANDERBILT	2/10												
at Arkansas	2/14												
at Mississippi State	2/18												
KENTUCKY	2/21												

## CAREER HONORS

- 2026 Oscar Robertson Trophy Midseason Watch List
- Dick Vitale National Player of the Week (Jan. 12, 2026)
- 2026 Karl Malone Award Watch List
- 2025 NABC Second Team All-District (Southeast)
- 2025 All-Big 12 Second Team
- 2025 Big 12 Newcomer Team
- 2024 NABC First Team All-District
- 2024 Named All-Atlantic 10 Second Team

## SEASON SUPERLATIVES

Points	32	2x, last vs. #15 Arkansas (1/10)
Rebounds	14	vs. Merrimack (11/6)
Assists	7	2x, last at Missouri (1/14)
Blocks	3	vs. Wofford (11/11)
Steals	2	2x, last vs. Queens (12/29)
FG Made	11	vs. #15 Arkansas (1/10)
FG Att	16	vs. #1 Houston (11/15)
3-Pt FG Made	5	vs. NC State (12/3)
3-Pt FG Att	7	2x, last vs. NC State (12/3)
FTs Made	16	vs. Bethune-Cookman (11/3)
FTs Att	18	vs. Bethune-Cookman (11/3)
Minutes	38	at #23 Georgia (1/3)

## CAREER SUPERLATIVES

Points	40	at Arizona State (1/14/25)
Rebounds	15	vs. South Dakota St. (11/20/23)
Assists	7	2x, last at Missouri (1/14/26)
Blocks	3	vs. Wofford (11/11/25)
Steals	3	2x, last vs. Kansas (3/12/25)
FG Made	15	vs. Bridgewater (Va.) (12/19/23)
FG Att	21	vs. LSU (11/24/24)
3-Pt FG Made	5	vs. NC State (12/3/25)
		at Kansas (1/28/25)
3-Pt FG Att	9	2x, last vs. Kansas (3/12/25)
FTs Made	16	vs. Bethune-Cookman (11/3/25)
FTs Att	18	vs. Bethune-Cookman (11/3/25)
Minutes	44	vs. Kansas (3/12/25)

## MISCELLANEOUS

	25-26	Career
10+ Points	16	71
20+ Points	10	36
10+ Rebounds	6	21
5+ Assists	5	10
3+ Steals	--	2
3+ Blocks	1	1
Double-Doubles	6	19
Dunks	5	--

Led AU in Points	6	6
Led AU in Rebounds	10	10
Led AU in Assists	5	5

## CAREER STATISTICS

SEASON	TEAM	GP-GS	MIN/AVG	Field Goals		3-Point		F-Throws		Rebounds				Scoring						
				FG-FGA	FG%	3FG-3FGA	3FG%	FT-FTA	FT%	OFF	DEF	TOT	AVG	PF-FO	A	TO	BLK	STL	PTS	AVG
2022-23	UNLV	18-0	193/10.7	35-73	.479	10-20	.500	17-25	.680	6	23	29	1.6	34-1	8	20	4	4	97	5.4
2023-24	GMU	29-28	888/30.6	163-344	.474	41-115	.357	114-135	.844	32	202	234	8.1	61-0	42	68	9	12	481	16.6
2024-25	UCF	33-33	1104/33.5	188-440	.427	45-127	.354	199-244	.816	68	166	234	7.1	82-1	80	99	15	27	620	18.8
2025-26	AU	17-17	555/32.6	94-196	.480	30-73	.411	125-145	.862	43	87	130	7.6	42-0	50	46	14	11	343	20.2
<b>TOTAL FOR AU</b>		<b>17-17</b>	<b>555/32.6</b>	<b>94-196</b>	<b>.480</b>	<b>30-73</b>	<b>.411</b>	<b>125-145</b>	<b>.862</b>	<b>43</b>	<b>87</b>	<b>130</b>	<b>7.6</b>	<b>42-0</b>	<b>50</b>	<b>46</b>	<b>14</b>	<b>11</b>	<b>343</b>	<b>20.2</b>
<b>TOTAL</b>		<b>97-78</b>	<b>2740/28.2</b>	<b>480-1053</b>	<b>.456</b>	<b>126-335</b>	<b>.376</b>	<b>455-549</b>	<b>.829</b>	<b>149</b>	<b>478</b>	<b>627</b>	<b>6.5</b>	<b>219-2</b>	<b>180</b>	<b>233</b>	<b>42</b>	<b>54</b>	<b>1541</b>	<b>15.9</b>



# 10 SIMON WALKER

Guard | Freshman | 6-5 | 205 | sy-mun  
Huntsville, Ala. (Huntsville HS)

### 2025-26 STATS

G-GS	PPG	RPG	APG	FG%	3PT%	FT%
9-0	3.3	0.7	0.2	57.9%	53.3%	0.0%

### 2025-26 NOTES

Avg. 4.0 mpg in three games off bench in SEC play ... Missed six weeks with foot injury ... Sixth on team in 3s made (8) ... Making a 3 every 6.8 minutes played ... 8-of-15 (53.3%) from 3 this season ... Hit both 3 attempts vs. Chattanooga in 6 minutes of action ... AU debut vs. Jackson State scored 15 points in 7 minutes hitting 5-of-5 from 3 ... fourth player in program history to make five 3's without a miss in a game and first since Troy Gaines at LSU in 1993 ... Only SEC player this season to make 5+ 3-pointers without a miss in a game.

### 2025-26 GAME-BY-GAME STATISTICS

Opponent	Date	GS	Min.	FG-A	3FG-A	FT-A	O-D-T	PF	A	TO	BLK	STL	PTS
BETHUNE-COOKMAN	11/3				DNP								
MERRIMACK	11/6				DNP								
WOFFORD	11/11				DNP								
vs. Houston	11/16				DNP								
JACKSON STATE	11/19		7	5-5	5-5	0-0	0-0-0	1	1	1	0	0	15
vs. Oregon	11/24		4	0-1	0-1	0-0	0-0-0	1	0	0	0	0	0
vs. Michigan	11/25		15	1-4	1-3	0-0	0-0-0	2	0	0	0	0	3
vs. St. John's	11/26		1	0-0	0-0	0-0	0-0-0	0	0	0	0	0	0
NC STATE	12/3				DNP								
at Arizona	12/6				DNP								
vs. Chattanooga	12/13		6	2-2	2-2	0-0	1-0-1	2	0	1	0	0	6
vs. Purdue	12/20				DNP								
QUEENS	12/29		9	2-4	0-2	0-0	1-1-2	0	0	0	0	0	4
at Georgia	1/3				DNP								
TEXAS A&M	1/6		9	1-3	0-2	0-0	1-1-2	0	1	0	0	1	2
ARKANSAS	1/10		1	0-0	0-0	0-0	0-0-0	0	0	0	0	0	0
at Missouri	1/14				DNP								
SOUTH CAROLINA	1/17		2	0-0	0-0	0-0	0-1-1	1	0	1	0	0	0
at Ole Miss	1/20												
at Florida	1/24												
TEXAS	1/28												
at Tennessee	1/31												
ALABAMA	2/7												
VANDERBILT	2/10												
at Arkansas	2/14												
at Mississippi State	2/18												
KENTUCKY	2/21												
at Oklahoma	2/24												
OLE MISS	2/28												
LSU	3/3												

### SEASON SUPERLATIVES

Points	15	vs. Jackson State (11/19)
Rebounds	2	vs. Texas A&M (1/6)
Assists	1	2x, last vs. Texas A&M (1/6)
Blocks	--	
Steals	1	vs. Texas A&M (1/6)
FG Made	5	vs. Jackson State (11/19)
FG Att	5	vs. Jackson State (11/19)
3-Pt FG Made	5	vs. Jackson State (11/19)
3-Pt FG Att	5	vs. Jackson State (11/19)
FTs Made	--	
FTs Att	--	
Minutes	15	vs. #7 Michigan (11/25)

### CAREER SUPERLATIVES

Points	15	vs. Jackson State (11/19/25)
Rebounds	2	2x, last vs. Texas A&M (1/6/26)
Assists	1	vs. Jackson State (11/19/25)
Blocks	--	
Steals	1	vs. Texas A&M (1/6/26)
FG Made	5	vs. Jackson State (11/19/25)
FG Att	5	vs. Jackson State (11/19/25)
3-Pt FG Made	5	vs. Jackson State (11/19/25)
3-Pt FG Att	5	vs. Jackson State (11/19/25)
FTs Made	--	
FTs Att	--	
Minutes	15	vs. #7 Michigan (11/25/25)

### MISCELLANEOUS

	25-26	Career
10+ Points	1	1
20+ Points	--	--
10+ Rebounds	--	--
5+ Assists	--	--
3+ Steals	--	--
3+ Blocks	--	--
Double-Doubles	--	--
Dunks	--	--
Led AU in Points	--	--
Led AU in Rebounds	--	--
Led AU in Assists	--	--

### CAREER STATISTICS

SEASON	TEAM	GP-GS	MIN/AVG	Field Goals		3-Point		F-Throws		Rebounds				Scoring						
				FG-FGA	FG%	3FG-3FGA	3FG%	FT-FTA	FT%	OFF	DEF	TOT	AVG	PF	FO	A	TO	BLK	STL	PTS
2025-26	AU	9-0	55/6.1	11-19	.579	8-15	.533	0-0	.000	3	3	6	0.7	7-0	2	3	0	1	30	3.3
<b>TOTAL</b>		<b>9-0</b>	<b>55/6.1</b>	<b>11-19</b>	<b>.579</b>	<b>8-15</b>	<b>.533</b>	<b>0-0</b>	<b>.000</b>	<b>3</b>	<b>3</b>	<b>6</b>	<b>0.7</b>	<b>7-0</b>	<b>2</b>	<b>3</b>	<b>0</b>	<b>1</b>	<b>30</b>	<b>3.3</b>



# 14 EMEKA OPURUM

Center | Sophomore | 7-0 | 205 | uh-mek-AH OH-purr-UM  
Lagos, Nigeria (Butler [Kan.] CC)

## 2025-26 STATS

G-GS	PPG	RPG	BPG	FG%	3PT%	FT%
6-0	3.8	2.5	1.0	76.9%	0.0%	50.0%

## 2025-26 NOTES

Out for season with medical condition (announced Dec. 13) ... Action in five games, recording six blocks and 14 rebounds in 58 minutes of action ... Limited action in Players Era playing 5.0 mpg ... 4 points, 7 rebounds and 3 blocks vs. Wofford in 13 minutes ... Strong showing in Auburn debut against Merrimack with 11 points, 4 rebounds and 2 blocks in 19 minutes off the bench ... Connected on all four shots from the field against Merrimack.

## 2025-26 GAME-BY-GAME STATISTICS

Opponent	Date	GS	Min.	FG-A	3FG-A	FT-A	O-D-T	PF	A	TO	BLK	STL	PTS
BETHUNE-COOKMAN	11/3					DNP							
MERRIMACK	11/6		19	4-4	0-0	3-6	0-4-4	2	0	0	2	1	11
WOFFORD	11/11		13	2-3	0-0	0-0	2-5-7	1	0	0	3	0	4
vs. Houston	11/16					DNP							
JACKSON STATE	11/19		11	3-3	0-0	0-0	0-1-1	3	0	0	1	1	6
vs. Oregon	11/24		7	1-2	0-0	0-0	1-1-2	1	1	0	0	0	2
vs. Michigan	11/25		2	0-0	0-0	0-0	0-0-0	0	0	0	0	0	0
vs. St. John's	11/26		6	0-1	0-0	0-0	1-0-1	1	0	0	0	0	0
NC STATE	12/3					DNP							
at Arizona	12/6					DNP							
vs. Chattanooga	12/13					DNP							
vs. Purdue	12/20					DNP							
QUEENS	12/29					DNP							
at Georgia	1/3					DNP							
TEXAS A&M	1/6					DNP							
ARKANSAS	1/10					DNP							
at Missouri	1/14					DNP							
SOTH CAROLINA	1/17					DNP							
at Ole Miss	1/20												
at Florida	1/24												
TEXAS	1/28												
at Tennessee	1/31												
ALABAMA	2/7												
VANDERBILT	2/10												
at Arkansas	2/14												
at Mississippi State	2/18												
KENTUCKY	2/21												
at Oklahoma	2/24												
OLE MISS	2/28												
LSU	3/3												
at Alabama	3/7												

## CAREER HONORS

- 2025 Kansas Jayhawk Community College Conference Defensive Player of the Year
- 2025 KJCCC All-Conference First Team selection

## SEASON SUPERLATIVES

Points	11	vs. Merrimack (11/6)
Rebounds	7	vs. Wofford (11/11)
Assists	1	vs. Oregon (11/24)
Blocks	3	vs. Wofford (11/11)
Steals	1	2x, last vs. Jackson State (11/19)
FG Made	4	vs. Merrimack (11/6)
FG Att	4	vs. Merrimack (11/6)
3-Pt FG Made	--	
3-Pt FG Att	--	
FTs Made	3	vs. Merrimack (11/6)
FTs Att	6	vs. Merrimack (11/6)
Minutes	19	vs. Merrimack (11/6)

## CAREER SUPERLATIVES


Points	11	vs. Merrimack (11/6/25)
Rebounds	7	vs. Wofford (11/11/25)
Assists	1	vs. Oregon (11/24/25)
Blocks	3	vs. Wofford (11/11/25)
Steals	1	2x, last vs. Jackson St. (11/19/25)
FG Made	4	vs. Merrimack (11/6/25)
FG Att	4	vs. Merrimack (11/6/25)
3-Pt FG Made	--	
3-Pt FG Att	--	
FTs Made	3	vs. Merrimack (11/6/25)
FTs Att	6	vs. Merrimack (11/6/25)
Minutes	19	vs. Merrimack (11/6/25)

## MISCELLANEOUS

	25-26	Career
10+ Points	1	1
20+ Points	--	--
10+ Rebounds	--	--
5+ Assists	--	--
3+ Steals	--	--
3+ Blocks	1	-1
Double-Doubles	--	--
Dunks	3	3
Led AU in Points	--	--
Led AU in Rebounds	--	--
Led AU in Assists	--	--

## CAREER STATISTICS

SEASON	TEAM	GP-GS	MIN/AVG	Field Goals		3-Point		F-Throws		Rebounds				Scoring						
				FG-FGA	FG%	3FG-3FGA	3FG%	FT-FTA	FT%	OFF	DEF	TOT	AVG	PF-FO	A	TO	BLK	STL	PTS	AVG
2025-26	AU	6-0	58/9.6	10-13	.769	0-0	.000	3-6	.500	4	11	15	2.5	8-0	1	0	6	2	23	3.8
<b>TOTAL</b>		<b>6-0</b>	<b>58/9.6</b>	<b>10-13</b>	<b>.769</b>	<b>0-0</b>	<b>.000</b>	<b>3-6</b>	<b>.500</b>	<b>4</b>	<b>11</b>	<b>15</b>	<b>2.5</b>	<b>8-0</b>	<b>1</b>	<b>0</b>	<b>6</b>	<b>2</b>	<b>23</b>	<b>3.8</b>



# 21 BLAKE MUSCHALEK

Guard | Junior | 6-3 | 190 | Mah-SHAW-lick  
Dallas, Texas (Trinity Christian Academy)

## 2025-26 STATS

G-GS	PPG	RPG	APG	FG%	3PT%	FT%
11-0	1.0	0.8	0.2	30.0%	28.6%	50.0%

## 2025-26 NOTES

Last three SEC games, 9.0 mpg ... 10 minutes vs. Missouri and Arkansas is career-high in SEC games ... Only 3 turnovers in 64 minutes this season ... Career-high 5 points in win over #15 Arkansas (1/10) ... Versus Jackson State, scored a then career-best 4 points, in 12 minutes while equalling career high with 3 rebounds ... Saw first action of season vs. Merrimack, playing a career-high nine minutes ... Strong defensive effort against Merrimack, logging a steal and rebound ... Reserve guard who has played in 38 career games for Auburn ... Named to SEC Academic Honor Roll last year.

## 2025-26 GAME-BY-GAME STATISTICS

Opponent	Date	GS	Min.	FG-A	3FG-A	FT-A	O-D-T	PF	A	TO	BLK	STL	PTS
BETHUNE-COOKMAN	11/3					DNP							
MERRIMACK	11/6		9	0-1	0-1	0-0	1-0-1	1	0	0	0	1	0
WOFFORD	11/11		6	0-1	0-1	0-0	1-2-3	1	0	1	0	1	0
vs. Houston	11/16		1	0-0	0-0	0-0	0-0-0	1	0	0	0	0	0
JACKSON STATE	11/19		12	1-2	1-2	1-2	1-2-3	4	1	0	0	2	4
vs. Oregon	11/24					DNP							
vs. Michigan	11/25		2	1-1	0-0	0-0	1-0-1	0	0	0	0	0	2
vs. St. John's	11/26					DNP							
NC STATE	12/3		2	0-1	0-1	0-0	0-0-0	0	0	1	0	0	0
at Arizona	12/6					DNP							
vs. Chattanooga	12/13		1	0-0	0-0	0-0	0-0-0	0	0	0	0	0	0
vs. Purdue	12/20					DNP							
QUEENS	12/29		4	0-0	0-0	0-2	0-0-0	0	0	0	0	0	0
at Georgia	1/3					DNP							
TEXAS A&M	1/6					DNP							
ARKANSAS	1/10		10	1-1	1-1	2-2	1-0-1	3	0	0	0	1	5
at Missouri	1/14		10	0-2	0-1	0-0	0-0-0	1	1	1	0	1	0
SOUTH CAROLINA	1/17		7	0-0	0-0	0-0	0-0-0	0	0	0	0	1	0
at Ole Miss	1/20												
at Florida	1/24												
TEXAS	1/28												
at Tennessee	1/31												
ALABAMA	2/7												
VANDERBILT	2/10												
at Arkansas	2/14												
at Mississippi State	2/18												
KENTUCKY	2/21												
at Oklahoma	2/24												
OLE MISS	2/28												
LSU	3/3												

## CAREER HONORS

- 2025 SEC Academic Honor Roll

## SEASON SUPERLATIVES

Points	5	vs. #15 Arkansas (1/10)
Rebounds	3	2x, last vs. Jackson State (11/19)
Assists	1	2x, last at Missouri (1/14)
Blocks	--	
Steals	2	vs. Jackson State (11/19)
FG Made	1	3x, last vs. #15 Arkansas (1/10)
FG Att	2	3x, last at Missouri (1/14)
3-Pt FG Made	1	2x, last vs. #15 Arkansas (1/10)
3-Pt FG Att	2	vs. Jackson State (11/19)
FTs Made	2	vs. #15 Arkansas (1/10)
FTs Att	2	3x, last vs. #15 Arkansas (1/10)
Minutes	12	vs. Jackson State (11/19)

## CAREER SUPERLATIVES

Points	5	vs. #15 Arkansas (1/10/26)
Rebounds	3	2x, last vs. Jackson State (11/19/25)
Assists	1	2x, last at Missouri (1/14/26)
Blocks	--	
Steals	2	vs. Jackson State (11/19/25)
FG Made	1	3x, last vs. #15 Arkansas (1/10/26)
FG Att	2	3x, last at Missouri (1/14/26)
3-Pt FG Made	1	2x, last vs. #15 Arkansas (1/10/26)
3-Pt FG Att	2	vs. Jackson State (11/19/25)
FTs Made	2	vs. #15 Arkansas (1/10/26)
FTs Att	2	2x, last vs. #15 Arkansas (1/10/26)
Minutes	12	vs. Jackson State (11/19/25)

## MISCELLANEOUS

	25-26	Career
10+ Points	--	--
20+ Points	--	--
10+ Rebounds	--	--
5+ Assists	--	--
3+ Steals	--	--
3+ Blocks	--	--
Double-Doubles	--	--
Dunks	--	--
Led AU in Points	--	--
Led AU in Rebounds	--	--
Led AU in Assists	--	--

## CAREER STATISTICS

SEASON	TEAM	GP-GS	MIN/AVG	Field Goals		3-Point		F-Throws		Rebounds				Scoring						
				FG-FGA	FG%	3FG-3FGA	3FG%	FT-FTA	FT%	OFF	DEF	TOT	AVG	PF-FO	A	TO	BLK	STL	PTS	AVG
2023-24	AU	15-0	22/1.5	0-3	.000	0-0	.000	8-13	.615	0	1	1	0.1	0-0	1	1	0	2	8	0.5
2024-25	AU	13-0	26/2.0	3-3	1.000	0-0	.000	3-4	.750	1	1	2	0.2	3-0	2	2	0	1	9	0.7
2025-26	AU	11-0	63/5.7	3-10	.300	2-7	.286	3-6	.500	5	4	9	0.8	11-0	2	3	0	7	11	1.0
<b>TOTAL</b>		<b>39-0</b>	<b>110/2.8</b>	<b>6-16</b>	<b>.375</b>	<b>2-7</b>	<b>.286</b>	<b>14-23</b>	<b>.609</b>	<b>6</b>	<b>6</b>	<b>12</b>	<b>0.3</b>	<b>14-0</b>	<b>5</b>	<b>6</b>	<b>0</b>	<b>10</b>	<b>28</b>	<b>0.7</b>



# 33 SEBASTIAN WILLIAMS-ADAMS

**Forward | Freshman | 6-8 | 230**  
**Houston, Texas (St. John's High School)**

### 2025-26 STATS

G-GS	PPG	RPG	APG	FG%	3PT%	FT%
<b>18-11</b>	<b>7.6</b>	<b>3.8</b>	<b>2.1</b>	<b>55.2%</b>	<b>26.7%</b>	<b>48.0%</b>

### 2025-26 NOTES

SEC action: 8.0 ppg, 5.6 rpg in 29.7 mpg ... Last four games: 10.0 ppg, 5.0 rpg, 1.5 apg, 1.5 spg and 53.9% FG ... 12-of-20 (60.0%) from 2 in last 4 games ... Started in 11 games, including eight seven ... Double-digit scoring in last two games (11.5 ppg, 5.5 rpg) ... 11 pts, 8 reb, 3 stls in win over S. Carolina ... Played in 42 of 45 minutes vs. UGA ... 10 points, 5 rebounds, 3 blocks, 2 steals vs. Queens ... Leads team field goal pct (57.7%), second in blocks (0.8 bpg), steals (1.3 spg) and third in assists (2.1 apg) ... Double-digit scoring in 3 of last 5 games ... Strong effort off bench vs. St. John's with 7 pts, 3 reb, 3 ast, 2 stl, 1 blk in 21 minutes while dealing with foul trouble ... 14 points, team-high 5 assists and 2 steals in first career start vs. Merrimack ... 15 points, 6 rebounds and 3 assists in 31 minutes off the bench in collegiate debut against Bethune-Cookman ... Five-star prospect who was the No. 35 overall prospect in the Class of 2025 ... Nickname of "Sway" (SWA) came from assistant coach Ian Borders.

### 2025-26 GAME-BY-GAME STATISTICS

Opponent	Date	GS	Min.	FG-A	3FG-A	FT-A	O-D-T	PF	A	TO	BLK	STL	PTS
BETHUNE-COOKMAN	11/3		31	5-8	1-1	4-8	2-4-6	2	3	0	1	1	15
MERRIMACK	11/6	*	26	5-8	0-1	4-6	2-3-5	4	5	1	1	2	14
WOFFORD	11/11	*	22	4-4	0-0	0-1	1-2-3	1	0	1	1	1	8
vs. Houston	11/16		26	2-2	0-0	3-8	1-3-4	1	2	0	0	0	7
JACKSON STATE	11/19	*	23	3-3	1-1	1-2	0-1-1	2	2	1	0	4	8
vs. Oregon	11/24		27	1-2	0-1	4-6	1-2-3	2	2	0	1	2	6
vs. Michigan	11/25		20	0-1	0-0	1-5	1-1-2	5	0	1	1	1	1
vs. St. John's	11/26		21	3-4	0-0	1-2	2-1-3	4	3	2	1	2	7
NC STATE	12/3		27	3-3	0-0	1-2	0-1-1	1	4	3	1	2	7
at Arizona	12/6		24	1-6	0-2	1-4	2-0-2	3	1	1	0	0	3
vs. Chattanooga	12/13	*	33	2-6	0-2	4-6	1-3-4	1	5	2	0	0	8
vs. Purdue	12/20	*	20	1-4	0-0	0-0	1-0-1	2	1	1	0	2	2
QUEENS	12/29	*	29	4-6	0-1	2-4	1-4-5	1	1	0	3	2	10
at Georgia	1/3	*	42	0-4	0-0	0-2	3-4-7	2	2	1	2	0	0
TEXAS A&M	1/6	*	30	4-6	1-2	2-5	3-1-4	3	2	3	1	2	11
ARKANSAS	1/10	*	24	3-6	0-1	0-4	3-2-5	3	2	2	0	1	6
at Missouri	1/14	*	19	4-5	1-1	3-3	0-3-3	5	1	1	1	0	12
SOUTH CAROLINA	1/17	*	34	3-9	0-2	5-7	2-6-8	2	1	3	1	3	11
at Ole Miss	1/20												
at Florida	1/24												
TEXAS	1/28												
at Tennessee	1/31												
ALABAMA	2/7												
VANDERBILT	2/10												
at Arkansas	2/14												
at Mississippi State	2/18												
KENTUCKY	2/21												
at Oklahoma	2/24												
OLE MISS	2/28												
LSU	3/3												
at Alabama	3/7												

### CAREER STATISTICS

SEASON	TEAM	GP-GS	MIN/AVG	Field Goals		3-Point		F-Throws		Rebounds				Scoring						
				FG-FGA	FG%	3FG-3FGA	3FG%	FT-FTA	FT%	OFF	DEF	TOT	AVG	PF-FO	A	TO	BLK	STL	PTS	AVG
2025-26	AU	18-11	479/26.6	48-87	.552	4-15	.267	36-75	.480	27	41	68	3.8	44-2	37	23	15	25	136	7.6
TOTAL		18-11	479/26.6	48-87	.552	4-15	.267	36-75	.480	27	41	68	3.8	44-2	37	23	15	25	136	7.6

### CAREER HONORS

- 2024 USA Men's U18 National Team training camp participant

### SEASON SUPERLATIVES

Points	15	vs. Bethune-Cookman (11/3)
Rebounds	8	vs. South Carolina (1/17)
Assists	5	2x, last vs. Chattanooga (12/13)
Blocks	3	vs. Queens (12/29)
Steals	4	vs. Jackson State (11/19)
FG Made	5	vs. Merrimack (11/6)
		vs. Bethune-Cookman (11/3)
FG Att	9	vs. South Carolina (1/17)
3-Pt FG Made	2	3x, last vs. Texas A&M (1/6)
3-Pt FG Att	2	2x, last vs. Texas A&M (1/6)
FTs Made	5	vs. South Carolina (1/17)
FTs Att	8	vs. #1 Houston (11/15)
		vs. Bethune-Cookman (11/3)
Minutes	42	at #23 Georgia (1/3)

### CAREER SUPERLATIVES

Points	15	vs. Bethune-Cookman (11/3/25)
Rebounds	8	vs. South Carolina (1/17/26)
Assists	5	2x, last vs. Chattanooga (12/13/25)
Blocks	3	vs. Queens (12/29/25)
Steals	4	vs. Jackson State (11/19/25)
FG Made	5	vs. Merrimack (11/6/25)
		vs. Bethune-Cookman (11/3/25)
FG Att	9	vs. South Carolina (1/17/26)
3-Pt FG Made	1	3x, last vs. Texas A&M (1/6/26)
3-Pt FG Att	2	2x, last vs. Texas A&M (1/6/26)
FTs Made	5	vs. South Carolina (1/17/26)
FTs Att	8	vs. #1 Houston (11/15/25)
		vs. Bethune-Cookman (11/3/25)
Minutes	42	at #23 Georgia (1/3)

### MISCELLANEOUS

	25-26	Career
10+ Points	6	6
20+ Points	--	--
10+ Rebounds	--	--
5+ Assists	2	2
3+ Steals	2	2
3+ Blocks	1	1
Double-Doubles	--	--
Dunks	8	8
Led AU in Points	--	--
Led AU in Rebounds	--	--
Led AU in Assists	2	2



# 38 FILIP JOVIĆ

**Forward | Freshman | 6-8 | 225 | YO-vich**  
**Bijeljina, Bosnia and Hertzegovina (KK Mega Basket)**

## 2025-26 STATS

G-GS	PPG	RPG	APG	FG%	3PT%	FT%
<b>17-3</b>	<b>7.1</b>	<b>4.8</b>	<b>0.4</b>	<b>66.2%</b>	<b>0.0%</b>	<b>58.8%</b>

## 2025-26 NOTES

SEC play: 9.6 ppg, 5.0 rpg, 82.6% FG (19-of-23) ... In SEC wins: 15.0 ppg, 5.0 rpg, 2.0 spg, 80.0% FG ... Career-best outing vs. South Carolina with career-high 23 points with 6 reb, 2 stls in 30 min ... First career double-double with 10 points, 10 rebounds in 22 minutes at UGA in SEC opener ... Leads AU in FG pct (66.2%) ... Only seven minutes vs. Texas A&M after suffering knee injury ... In AU's last 12 games, has team-leading 28 offensive rebounds ... Second on AU in offensive rebounds (40) and fourth in rebounds (5.0 rpg) despite averaging under 20 minutes per game ... Players Era: 11.0 ppg, 5.0 rpg, 72.7 FG%, 21.1 mpg in 2 games off bench ... 3 games prior to missing St. John's game with left wrist injury: 13.3 ppg, 4.3 rpg, 76.2 FG% (16-21) ... Career-high 18 points on 8-of-10 shooting in 23 minutes vs. Jackson State ... 9 points and 10 rebounds vs. Merrimack ... First career start in opener against Bethune-Cookman, scoring 2 points in 13 minutes ... Came to Auburn from KK Mega Basket of the Adriatic Basketball Association, the same league that produced NBA MVP Nikola Jovic.

## 2025-26 GAME-BY-GAME STATISTICS

Opponent	Date	GS	Min.	FG-A	3FG-A	FT-A	O-D-T	PF	A	TO	BLK	STL	PTS
BETHUNE-COOKMAN	11/3	*	13	1-4	0-1	0-0	1-1-2	3	0	2	0	0	2
MERRIMACK	11/6	*	19	4-7	0-0	1-3	7-3-10	3	1	0	1	0	9
WOFFORD	11/11	*	24	2-4	0-0	3-6	3-3-6	2	0	1	0	0	7
vs. Houston	11/16		9	0-0	0-0	0-0	0-2-2	2	1	2	0	1	0
JACKSON STATE	11/19		23	8-10	0-1	2-2	1-2-3	1	0	1	2	0	18
vs. Oregon	11/24		14	4-4	0-0	1-1	3-1-4	3	1	1	0	1	9
vs. Michigan	11/25		28	4-7	0-0	5-11	5-1-6	2	0	0	0	0	13
vs. St. John's	11/26					DNP							
NC STATE	12/3		24	1-1	0-0	0-1	1-4-5	3	1	1	2	0	2
at Arizona	12/6		18	0-0	0-0	1-2	2-3-5	2	1	1	1	0	1
vs. Chattanooga	12/13		16	0-1	0-0	3-4	3-2-5	3	0	1	0	0	3
vs. Purdue	12/20		21	1-5	0-0	1-2	1-2-3	1	0	0	0	0	3
QUEENS	12/29		18	1-2	0-0	3-4	3-2-5	3	0	0	0	0	5
at Georgia	1/3		22	3-4	0-0	4-5	5-5-10	5	0	1	1	0	10
TEXAS A&M	1/6		7	0-0	0-0	0-0	0-0-0	1	0	0	0	0	0
ARKANSAS	1/10		12	3-3	0-0	1-1	2-2-4	3	1	0	0	2	7
at Missouri	1/14		22	4-4	0-0	0-1	3-2-5	1	0	0	1	2	8
SOUTH CAROLINA	1/17		30	9-12	0-1	5-8	3-3-6	1	0	0	1	2	23
at Ole Miss	1/20												
at Florida	1/24												
TEXAS	1/28												
at Tennessee	1/31												
ALABAMA	2/7												
VANDERBILT	2/10												
at Arkansas	2/14												
at Mississippi State	2/18												
KENTUCKY	2/21												
at Oklahoma	2/24												

## SEASON SUPERLATIVES

Points	23	vs. South Carolina (1/17)
Rebounds	10	2x, last at #23 Georgia (1/3)
Assists	1	4x, last vs. NC State (12/3)
Blocks	2	2x, last vs. NC State (12/3)
Steals	2	3x, last vs. South Carolina (1/17)
FG Made	9	vs. South Carolina (1/17)
FG Att	12	vs. South Carolina (1/17)
3-Pt FG Made	--	
3-Pt FG Att	1	3x, last vs. South Carolina (1/17)
FTs Made	5	2x, last vs. South Carolina (1/17)
FTs Att	11	vs. #7 Michigan (11/25)
Minutes	30	vs. South Carolina (1/17)

## CAREER SUPERLATIVES

Points	23	vs. South Carolina (1/17/26)
Rebounds	10	2x, last at #23 Georgia (1/3/26)
Assists	1	4x, last vs. NC State (12/3/25)
Blocks	2	3x, last vs. S. Carolina (1/17/26)
Steals	3	3x, last vs. S. Carolina (1/17/26)
FG Made	9	vs. South Carolina (1/17/26)
FG Att	12	vs. South Carolina (1/17/26)
3-Pt FG Made	--	
3-Pt FG Att	1	3x, last vs. S. Carolina (1/17/26)
FTs Made	5	2x, last vs. S. Carolina (1/17/26)
FTs Att	11	vs. #7 Michigan (11/25/25)
Minutes	30	vs. South Carolina (1/17/26)

## MISCELLANEOUS

	25-26	Career
10+ Points	4	4
20+ Points	1	1
10+ Rebounds	2	2
5+ Assists	--	--
3+ Steals	--	--
3+ Blocks	--	--
Double-Doubles	1	1
Dunks	9	9
Led AU in Points	1	1
Led AU in Rebounds	2	2
Led AU in Assists	--	--

## CAREER STATISTICS

SEASON	TEAM	GP-GS	MIN/AVG	Field Goals		3-Point		F-Throws		Rebounds				Scoring						
				FG-FGA	FG%	3FG-3FGA	3FG%	FT-FTA	FT%	OFF	DEF	TOT	AVG	PF-FO	A	TO	BLK	STL	PTS	AVG
2025-26	AU	17-3	319/18.8	45-68	.662	0-3	.000	30-51	.588	43	38	81	4.8	39-1	6	11	9	8	120	7.1
<b>TOTAL</b>		<b>17-3</b>	<b>319/18.8</b>	<b>45-68</b>	<b>.662</b>	<b>0-3</b>	<b>.000</b>	<b>30-51</b>	<b>.588</b>	<b>43</b>	<b>38</b>	<b>81</b>	<b>4.8</b>	<b>39-1</b>	<b>6</b>	<b>11</b>	<b>9</b>	<b>8</b>	<b>120</b>	<b>7.1</b>



## 2025-26 Auburn Men's Basketball Combined Team Statistics All games

### Game Records

Record	Overall	Home	Away	Neutral
ALL GAMES	11-7	8-1	0-3	3-3
CONFERENCE	2-3	2-1	0-2	0-0
NON-CONFERENCE	9-4	6-0	0-1	3-3

### Score by Periods

Team	1st	2nd	OT	TOT
Auburn	712	811	22	1545
Opponents	643	752	21	1416

### Team Box Score

No.	Player	Total			3-Point			F-Throw		Rebounds				Other								
		GP-GS	MIN	AVG	FG-FGA	FG%	3FG-3FGA	3FG%	FT-FTA	FT%	OFF	DEF	TOT	AVG	PF	DQ	A	TO	BLK	STL	PTS	AVG
7	HALL, Keyshawn	17-17	55:38	32.6	94-196	.480	30-73	.411	125-145	.862	43	87	130	7.6	42	0	50	46	14	11	343	20.2
0	PETTIFORD, Tahaad	18-16	54:10	30.3	82-224	.366	32-117	.274	51-64	.797	10	41	51	2.8	43	2	58	41	14	20	247	13.7
1	OVERTON, Kevin	18-17	53:16	29.6	72-172	.419	34-97	.351	51-61	.836	17	45	62	3.4	34	1	23	19	2	29	229	12.7
3	MURPHY, KeShawn	16-15	36:58	23.0	65-113	.575	9-24	.375	23-36	.639	34	62	96	6.0	29	0	19	13	13	13	162	10.1
6	FREEMAN, Elyjah	18-9	44:58	24.8	61-128	.477	17-47	.362	41-57	.719	27	60	87	4.8	27	0	25	23	11	20	180	10.0
33	WILLIAMS-ADAMS, Sebastian	18-11	47:38	26.6	48-87	.552	4-15	.267	36-75	.480	27	41	68	3.8	44	2	37	23	15	25	136	7.6
38	JOVIC, Filip	17-3	31:22	18.8	45-68	.662	0-3	.000	30-51	.588	43	38	81	4.8	39	1	6	11	9	8	120	7.1
14	OPURUM, Emeka	6-0	57:45	9.6	10-13	.769	0-0	.000	3-6	.500	4	11	15	2.5	8	0	1	0	6	2	23	3.8
10	WALKER, Simon	9-0	55:10	6.1	11-19	.579	8-15	.533	0-0	.000	3	3	6	0.7	7	0	2	3	0	1	30	3.3
5	MAGWOOD, Kaden	15-2	16:02	10.7	20-53	.377	7-25	.280	2-2	1.000	4	12	16	1.1	18	0	28	11	1	8	49	3.3
2	BASHIR, Abdullahi	6-0	54:15	9.0	4-15	.267	2-13	.154	2-2	1.000	0	3	3	0.5	3	0	3	3	0	1	12	2.0
13	WILLIAMS, CJ	3-0	03:59	1.3	1-1	1.000	1-1	1.000	0-0	.000	0	0	0	0.0	0	0	2	0	0	0	3	1.0
21	MUSCHALEK, Blake	11-0	62:36	5.7	3-10	.300	2-7	.286	3-6	.500	5	4	9	0.8	11	0	2	3	0	7	11	1.0
22	TRAPP, Reed	4-0	05:15	1.3	0-1	.000	0-0	.000	0-0	.000	1	0	1	0.3	0	0	0	0	0	0	0	0.0
17	CARDWELL, Drake	3-0	03:59	1.3	0-0	.000	0-0	.000	0-0	.000	0	0	0	0.0	0	0	0	0	0	0	0	0.0
Team											38	27	65					3				
<b>Total</b>		<b>18</b>	<b>3650</b>		<b>516-1100</b>	<b>.469</b>	<b>146-437</b>	<b>.334</b>	<b>367-505</b>	<b>.727</b>	<b>256</b>	<b>434</b>	<b>690</b>	<b>38.3</b>	<b>305</b>	<b>6</b>	<b>256</b>	<b>199</b>	<b>85</b>	<b>145</b>	<b>1545</b>	<b>85.8</b>
<b>Opponents</b>		<b>18</b>	<b>3650</b>		<b>496-1093</b>	<b>.454</b>	<b>155-445</b>	<b>.348</b>	<b>269-356</b>	<b>.756</b>	<b>197</b>	<b>397</b>	<b>594</b>	<b>33.0</b>	<b>365</b>	<b>9</b>	<b>252</b>	<b>227</b>	<b>70</b>	<b>127</b>	<b>1416</b>	<b>78.7</b>

### Team Statistics

	AU	OPP
<b>Scoring</b>	<b>1545</b>	<b>1416</b>
Points per game	85.8	78.7
Scoring margin	+7.2	-
<b>Field goals-att</b>	<b>516-1100</b>	<b>496-1093</b>
Field goal pct	.469	.454
<b>3 point fg-att</b>	<b>146-437</b>	<b>155-445</b>
3-point FG pct	.334	.348
3-pt FG made per game	8.1	8.6
<b>Free throws-att</b>	<b>367-505</b>	<b>269-356</b>
Free throw pct	.727	.756
F-Throws made per game	20.4	14.9
<b>Rebounds</b>	<b>690</b>	<b>594</b>
Rebounds per game	38.3	33.0
Rebounding margin	+5.3	-
<b>Assists</b>	<b>256</b>	<b>252</b>
Assists per game	14.2	14.0
<b>Turnovers</b>	<b>199</b>	<b>227</b>
Turnovers per game	11.1	12.6
Turnover margin	+1.6	-
Assist/turnover ratio	1.3	1.1
<b>Steals</b>	<b>145</b>	<b>127</b>
Steals per game	8.1	7.1
<b>Blocks</b>	<b>85</b>	<b>70</b>
Blocks per game	4.7	3.9
<b>Winning streak</b>	<b>1</b>	<b>-</b>
Home win streak	2	-
<b>Attendance</b>	<b>82089</b>	<b>35865</b>
Home games-Avg/Game	9-9121	3-11955
Neutral site-Avg/Game	-	6-7132

### Team Results

Date	Opponent	Score	Att.
11/03/2025	Bethune-Cookman	Wot	9121
11/06/2025	Merrimack	W	9121
11/11/2025	Wofford	W	9121
11/16/2025	vs Houston	L	15623
11/19/2025	Jackson St.	W	9121
11/24/2025	vs Oregon	W	3588
11/25/2025	vs Michigan	L	3837
11/26/2025	vs St. John's (NY)	W	1631
12/03/2025	NC State	W	9121
12/06/2025	at Arizona	L	14688
12/13/2025	vs Chattanooga	W	1200
12/20/2025	vs Purdue	L	16912
12/29/2025	Queens (NC)	W	9121
01/03/2026	at Georgia	Lot	10261
01/06/2026	Texas A&M	L	9121
01/10/2026	Arkansas	W	9121
01/14/2026	at Missouri	L	10916
01/17/2026	South Carolina	W	9121



## 2025-26 Auburn Men's Basketball Combined Team Statistics In Conference games

### Game Records

Record	Overall	Home	Away	Neutral
ALL GAMES	3-3	2-1	1-2	0-0
CONFERENCE	3-3	2-1	1-2	0-0
NON-CONFERENCE	0-0	0-0	0-0	0-0

### Score by Periods

Team	1st	2nd	OT	TOT
Auburn	230	268	8	506
Opponents	207	265	12	484

### Team Box Score

No.	Player	Total					3-Point			F-Throw		Rebounds				Other						
		GP-GS	MIN	AVG	FG-FGA	FG%	3FG-3FGA	3FG%	FT-FTA	FT%	OFF	DEF	TOT	AVG	PF	DQ	A	TO	BLK	STL	PTS	AVG
7	HALL, Keyshawn	6-6	197:47	33.0	32-68	.471	8-22	.364	49-58	.845	15	26	41	6.8	17	0	21	20	7	3	121	20.2
0	PETTIFORD, Tahaad	6-4	193:12	32.2	26-71	.366	6-36	.167	19-25	.760	1	17	18	3.0	18	1	23	12	2	6	77	12.8
3	MURPHY, KeShawn	6-6	139:42	23.3	26-49	.531	2-8	.250	18-22	.818	21	28	49	8.2	8	0	4	2	4	5	72	12.0
1	VERTON, Kevin	6-5	196:39	32.8	23-62	.371	9-35	.257	14-15	.933	7	17	24	4.0	14	0	8	9	1	7	69	11.5
6	FREEMAN, Elyjah	6-1	142:18	23.7	18-44	.409	6-19	.316	15-26	.577	8	19	27	4.5	10	0	6	3	4	4	57	9.5
38	JOVIC, Filip	6-0	107:02	17.8	21-25	.840	0-1	.000	11-17	.647	15	12	27	4.5	13	1	1	1	3	6	53	8.8
33	WILLIAMS-ADAMS, Sebastian	6-6	184:22	30.7	18-36	.500	3-8	.375	11-23	.478	14	17	31	5.2	18	1	9	13	7	8	50	8.3
21	MUSCHALEK, Blake	4-0	31:55	8.0	1-3	.333	1-2	.500	2-2	1.000	1	0	1	0.3	7	0	2	1	0	3	5	1.3
10	WALKER, Simon	3-0	12:43	4.2	1-3	.333	0-2	.000	0-0	.000	1	2	3	1.0	1	0	1	1	0	1	2	0.7
22	TRAPP, Reed	1-0	00:59	1.0	0-1	.000	0-0	.000	0-0	.000	0	0	0	0.0	0	0	0	0	0	0	0	0.0
13	WILLIAMS, CJ	1-0	01:20	1.3	0-0	.000	0-0	.000	0-0	.000	0	0	0	0.0	0	0	0	0	0	0	0	0.0
17	CARDWELL, Drake	1-0	01:20	1.3	0-0	.000	0-0	.000	0-0	.000	0	0	0	0.0	0	0	0	0	0	0	0	0.0
5	MAGWOOD, Kaden	2-2	15:42	7.9	0-4	.000	0-2	.000	0-0	.000	0	2	2	1.0	5	0	3	3	0	1	0	0.0
Team											7	9	16					2				
<b>Total</b>		<b>6</b>	<b>1225</b>		<b>166-366</b>	<b>.454</b>	<b>35-135</b>	<b>.259</b>	<b>139-188</b>	<b>.739</b>	<b>90</b>	<b>149</b>	<b>239</b>	<b>39.8</b>	<b>111</b>	<b>3</b>	<b>78</b>	<b>67</b>	<b>28</b>	<b>44</b>	<b>506</b>	<b>84.3</b>
<b>Opponents</b>		<b>6</b>	<b>1225</b>		<b>163-351</b>	<b>.464</b>	<b>59-152</b>	<b>.388</b>	<b>99-142</b>	<b>.697</b>	<b>58</b>	<b>136</b>	<b>194</b>	<b>32.3</b>	<b>124</b>	<b>1</b>	<b>75</b>	<b>70</b>	<b>28</b>	<b>40</b>	<b>484</b>	<b>80.7</b>

### Team Statistics

	AU	OPP
<b>Scoring</b>	<b>506</b>	<b>484</b>
Points per game	84.3	80.7
Scoring margin	+3.7	-
<b>Field goals-att</b>	<b>166-366</b>	<b>163-351</b>
Field goal pct	.454	.464
<b>3 point fg-att</b>	<b>35-135</b>	<b>59-152</b>
3-point FG pct	.259	.388
3-pt FG made per game	5.8	9.8
<b>Free throws-att</b>	<b>139-188</b>	<b>99-142</b>
Free throw pct	.739	.697
F-Throws made per game	23.2	16.5
<b>Rebounds</b>	<b>239</b>	<b>194</b>
Rebounds per game	39.8	32.3
Rebounding margin	+7.5	-
<b>Assists</b>	<b>78</b>	<b>75</b>
Assists per game	13.0	12.5
<b>Turnovers</b>	<b>67</b>	<b>70</b>
Turnovers per game	11.2	11.7
Turnover margin	+0.5	-
Assist/turnover ratio	1.2	1.1
<b>Steals</b>	<b>44</b>	<b>40</b>
Steals per game	7.3	6.7
<b>Blocks</b>	<b>28</b>	<b>28</b>
Blocks per game	4.7	4.7
<b>Winning streak</b>	<b>2</b>	<b>-</b>
Home win streak	2	-
<b>Attendance</b>	<b>27363</b>	<b>30707</b>
Home games-Avg/Game	3-9121	3-10236
Neutral site-Avg/Game	-	0-0

### Team Results

Date	Opponent	Score	Att.
01/03/2026	at Georgia	Lot 100-104	10261
01/06/2026	Texas A&M	L 88-90	9121
01/10/2026	Arkansas	W 95-73	9121
01/14/2026	at Missouri	L 74-84	10916
01/17/2026	South Carolina	W 71-67	9121
01/20/2026	at Ole Miss	W 78-66	9530



2025-26 Auburn Men's Basketball  
Overall Team Statistics  
All games

Team Statistics

	AU	OPP
<b>Scoring</b>	<b>1545</b>	<b>1416</b>
Points per game	85.8	78.7
Scoring margin	+7.2	-
<b>Field goals-att</b>	<b>516-1100</b>	<b>496-1093</b>
Field goal pct	.469	.454
<b>3 point fg-att</b>	<b>146-437</b>	<b>155-445</b>
3-point FG pct	.334	.348
3-pt FG made per game	8.1	8.6
<b>Free throws-att</b>	<b>367-505</b>	<b>269-356</b>
Free throw pct	.727	.756
F-Throws made per game	20.4	14.9
<b>Rebounds</b>	<b>690</b>	<b>594</b>
Rebounds per game	38.3	33.0
Rebounding margin	+5.3	-
<b>Assists</b>	<b>256</b>	<b>252</b>
Assists per game	14.2	14.0
<b>Turnovers</b>	<b>199</b>	<b>227</b>
Turnovers per game	11.1	12.6
Turnover margin	+1.6	-
Assist/turnover ratio	1.3	1.1
<b>Steals</b>	<b>145</b>	<b>127</b>
Steals per game	8.1	7.1
<b>Blocks</b>	<b>85</b>	<b>70</b>
Blocks per game	4.7	3.9
<b>Winning streak</b>	<b>1</b>	<b>-</b>
Home win streak	2	-
<b>Attendance</b>	<b>82089</b>	<b>35865</b>
Home games-Avg/Game	9-9121	3-11955
Neutral site-Avg/Game	-	6-7132

Score by Periods

Team	1st	2nd	OT	TOT
Auburn	712	811	22	1545
Opponents	643	752	21	1416



**2025-26 Auburn Men's Basketball  
Season Schedule/Results & Leaders  
All games**

**Game Records**

Record	Overall	Home	Away	Neutral
ALL GAMES	11-7	8-1	0-3	3-3
CONFERENCE	2-3	2-1	0-2	0-0
NON-CONFERENCE	9-4	6-0	0-1	3-3

**Team Results**

Date	Opponent		Score	Att.	High Points	High Rebounds
11/03/2025	Bethune-Cookman	Wot	95-90	9121	(28) HALL, Keyshawn	(8) MURPHY, KeShawn (8) HALL, Keyshawn
11/06/2025	Merrimack	W	95-57	9121	(25) HALL, Keyshawn	(14) HALL, Keyshawn
11/11/2025	Wofford	W	93-62	9121	(21) FREEMAN, Elyjah	(11) HALL, Keyshawn
11/16/2025	vs Houston	L	72-73	15623	(20) HALL, Keyshawn	(11) HALL, Keyshawn
11/19/2025	Jackson St.	W	112-66	9121	(19) MURPHY, KeShawn	(7) MURPHY, KeShawn
11/24/2025	vs Oregon	W	84-73	3588	(24) PETTIFORD, Tahaad	(6) HALL, Keyshawn (6) FREEMAN, Elyjah
11/25/2025	vs Michigan	L	72-102	3837	(16) PETTIFORD, Tahaad	(6) FREEMAN, Elyjah (6) JOVIC, Filip
11/26/2025	vs St. John's (NY)	W	85-74	1631	(27) PETTIFORD, Tahaad	(8) HALL, Keyshawn
12/03/2025	NC State	W	83-73	9121	(29) OVERTON, Kevin	(10) HALL, Keyshawn
12/06/2025	at Arizona	L	68-97	14688	(30) PETTIFORD, Tahaad	(8) MURPHY, KeShawn
12/13/2025	vs Chattanooga	W	92-78	1200	(22) HALL, Keyshawn	(11) HALL, Keyshawn
12/20/2025	vs Purdue	L	60-88	16912	(22) OVERTON, Kevin	(5) OVERTON, Kevin
12/29/2025	Queens (NC)	W	106-65	9121	(27) FREEMAN, Elyjah	(6) MURPHY, KeShawn
01/03/2026	at Georgia	Lot	100-104	10261	(25) PETTIFORD, Tahaad	(10) JOVIC, Filip
01/06/2026	Texas A&M	L	88-90	9121	(32) HALL, Keyshawn	(12) HALL, Keyshawn
01/10/2026	Arkansas	W	95-73	9121	(32) HALL, Keyshawn	(10) MURPHY, KeShawn
01/14/2026	at Missouri	L	74-84	10916	(13) OVERTON, Kevin (13) FREEMAN, Elyjah	(9) HALL, Keyshawn
01/17/2026	South Carolina	W	71-67	9121	(23) JOVIC, Filip	(8) WILLIAMS-ADAMS, Sebastian

**Attendance Summary**

	Games	Attend	Avg/Game
Home	9	82089	9121
Away	3	35865	11955
Neutral	6	42791	7132
<b>Total</b>	<b>18</b>	<b>160745</b>	<b>8930</b>



**2025-26 Auburn Men's Basketball  
Team Game-by-Game  
All games**

Opponent	Date	Score		Total		3-Pointers		Free throws		Rebounds											
				FG-FGA	PCT	3FG-3FGA	PCT	FT-FTA	PCT	OFF	DEF	TOT	AVG	PF	A	TO	BLK	STL	PTS	AVG	
Bethune-Cookman	11/03/2025	95-90	Wot	31-68	.456	6-23	.261	27-38	.711	17	26	43	43.0	12	15	11	4	10	95	95.0	
Merrimack	11/06/2025	95-57	W	31-62	.500	6-24	.250	27-37	.730	21	34	55	49.0	20	14	8	5	7	95	95.0	
Wofford	11/11/2025	93-62	W	36-71	.507	9-27	.333	12-18	.667	20	28	48	48.7	14	16	11	9	11	93	94.3	
vs Houston	11/16/2025	72-73	L	22-58	.379	7-22	.318	21-33	.636	15	23	38	46.0	14	11	8	2	5	72	88.8	
Jackson St.	11/19/2025	112-66	W	42-65	.646	13-32	.406	15-19	.789	8	22	30	42.8	19	28	9	4	16	112	93.4	
vs Oregon	11/24/2025	84-73	W	30-65	.462	5-23	.217	19-23	.826	12	22	34	41.3	19	14	6	3	12	84	91.8	
vs Michigan	11/25/2025	72-102	L	22-62	.355	10-24	.417	18-33	.545	15	20	35	40.4	18	3	8	3	4	72	89.0	
vs St. John's (NY)	11/26/2025	85-74	W	29-53	.547	6-14	.429	21-25	.840	12	23	35	39.8	18	16	12	5	9	85	88.5	
NC State	12/03/2025	83-73	W	26-44	.591	12-22	.545	19-22	.864	5	30	35	39.2	10	10	20	9	3	83	87.9	
at Arizona	12/06/2025	68-97	L	21-63	.333	6-25	.240	20-25	.800	16	18	34	38.7	15	7	15	4	8	68	85.9	
vs Chattanooga	12/13/2025	92-78	W	26-53	.491	11-30	.367	29-37	.784	14	28	42	39.0	17	17	13	3	1	92	86.5	
vs Purdue	12/20/2025	60-88	L	21-58	.362	7-25	.280	11-16	.688	11	14	25	37.8	14	13	10	1	7	60	84.3	
Queens (NC)	12/29/2025	106-65	W	35-63	.556	15-28	.536	21-30	.700	13	27	40	38.0	18	24	10	9	13	106	85.9	
at Georgia	01/03/2026	100-104	Lot	34-75	.453	8-30	.267	24-36	.667	23	27	50	38.9	26	15	13	5	6	100	86.9	
Texas A&M	01/06/2026	88-90	L	29-65	.446	7-26	.269	23-31	.742	19	21	40	38.9	17	12	13	5	5	88	87.0	
Arkansas	01/10/2026	95-73	W	34-60	.567	10-22	.455	17-24	.708	9	28	37	38.8	17	20	10	2	11	95	87.5	
at Missouri	01/14/2026	74-84	L	24-59	.407	6-21	.286	20-28	.714	15	19	34	38.5	19	11	11	4	7	74	86.7	
South Carolina	01/17/2026	71-67	W	23-56	.411	2-19	.105	23-30	.767	11	24	35	38.3	18	10	11	8	10	71	85.8	
<b>Total</b>		<b>1545</b>		<b>516-1100</b>	<b>.469</b>	<b>146-437</b>	<b>.334</b>	<b>367-505</b>	<b>.727</b>	<b>256</b>	<b>434</b>	<b>690</b>	<b>38.3</b>	<b>305</b>	<b>256</b>	<b>199</b>	<b>85</b>	<b>145</b>	<b>1545</b>	<b>85.8</b>	
Opponents		1416		496-1093	.454	155-445	.348	269-356	.756	197	397	594	33.0	365	252	227	70	127	1416	78.7	

**Auburn Averages**

Games Played	Points/game	FG Pct	3FG Pct	FT Pct	Rebounds/game	Assists/game	Turnovers/game	Assist/Turnover ratio	Steals/game	Blocks/game
18	85.8	46.9	33.4	72.7	38.3	14.2	11.1	1.3	8.1	4.7



**2025-26 Auburn Men's Basketball  
Opponents Game-by-Game  
All games**

Opponent	Date	Score		Total		3-Pointers		Free throws		Rebounds											
				FG-FGA	PCT	3FG-3FGA	PCT	FT-FTA	PCT	OFF	DEF	TOT	AVG	PF	A	TO	BLK	STL	PTS	AVG	
Bethune-Cookman	11/03/2025	95-90	Wot	35-70	.500	12-23	.522	8-9	.889	8	26	34	34.0	24	18	13	9	9	90	90.0	
Merrimack	11/06/2025	95-57	W	16-56	.286	8-32	.250	17-24	.708	10	14	24	29.0	27	7	11	3	7	57	73.5	
Wofford	11/11/2025	93-62	W	24-62	.387	6-25	.240	8-10	.800	8	19	27	28.3	16	13	13	5	7	62	69.7	
vs Houston	11/16/2025	72-73	L	28-65	.431	7-24	.292	10-12	.833	14	26	40	31.3	23	15	10	6	7	73	70.5	
Jackson St.	11/19/2025	112-66	W	23-56	.411	6-18	.333	14-19	.737	11	17	28	30.6	14	6	22	1	6	66	69.6	
vs Oregon	11/24/2025	84-73	W	23-61	.377	9-33	.273	18-23	.783	20	26	46	33.2	20	14	18	1	3	73	70.2	
vs Michigan	11/25/2025	72-102	L	35-68	.515	14-35	.400	18-22	.818	16	35	51	35.7	21	19	9	5	7	102	74.7	
vs St. John's (NY)	11/26/2025	85-74	W	23-60	.383	7-25	.280	21-28	.750	19	13	32	35.3	21	13	14	2	5	74	74.6	
NC State	12/03/2025	83-73	W	26-64	.406	10-30	.333	11-13	.846	8	14	22	33.8	19	14	9	2	14	73	74.4	
at Arizona	12/06/2025	68-97	L	41-67	.612	6-15	.400	9-12	.750	11	29	40	34.4	21	23	13	3	8	97	76.7	
vs Chattanooga	12/13/2025	92-78	W	27-59	.458	7-20	.350	17-20	.850	4	16	20	33.1	24	17	6	0	10	78	76.8	
vs Purdue	12/20/2025	60-88	L	33-59	.559	12-26	.462	10-10	1.000	9	27	36	33.3	14	21	11	5	7	88	77.8	
Queens (NC)	12/29/2025	106-65	W	21-56	.375	2-15	.133	21-27	.778	9	17	26	32.8	20	9	14	3	3	65	76.8	
at Georgia	01/03/2026	100-104	Lot	34-65	.523	11-29	.379	25-35	.714	10	25	35	32.9	24	11	11	9	4	104	78.7	
Texas A&M	01/06/2026	88-90	L	32-61	.525	13-30	.433	13-20	.650	12	22	34	33.0	21	14	14	4	11	90	79.5	
Arkansas	01/10/2026	95-73	W	25-58	.431	8-21	.381	15-21	.714	8	20	28	32.7	18	9	11	3	7	73	79.1	
at Missouri	01/14/2026	74-84	L	27-48	.563	9-19	.474	21-31	.677	7	25	32	32.6	17	18	13	5	7	84	79.4	
South Carolina	01/17/2026	71-67	W	23-58	.397	8-25	.320	13-20	.650	13	26	39	33.0	21	11	15	4	5	67	78.7	
<b>Total</b>		<b>1416</b>		<b>496-1093</b>	<b>.454</b>	<b>155-445</b>	<b>.348</b>	<b>269-356</b>	<b>.756</b>	<b>197</b>	<b>397</b>	<b>594</b>	<b>33.0</b>	<b>365</b>	<b>252</b>	<b>227</b>	<b>70</b>	<b>127</b>	<b>1416</b>	<b>78.7</b>	
Auburn		1545		516-1100	.469	146-437	.334	367-505	.727	256	434	690	38.3	305	256	199	85	145	1545	85.8	

**Opponents Averages**

Games Played	Points/game	FG Pct	3FG Pct	FT Pct	Rebounds/game	Assists/game	Turnovers/game	Assist/Turnover ratio	Steals/game	Blocks/game
18	78.7	45.4	34.8	75.6	33.0	14.0	12.6	1.1	7.1	3.9