



2025-26 AUBURN MEN'S BASKETBALL

2025-26 SCHEDULE

OVERALL: 14-8 SEC: 5-4
HOME: 9-1 AWAY: 2-4 NEUTRAL: 3-3

AP POLL

DATE	AU OPP	OPPONENT (TV)	TIME (CT)
Oct. 15	20 RV	vs. Oklahoma State [EXHIBITION]	L, 95-97 (OT)
'Oct. 30	20 -	vs. Memphis [EXHIBITION]	W, 100-71

NOVEMBER (6-2)

Nov. 3	20 -	BETHUNE-COOKMAN (SECN+)	W, 95-90 (OT)
Nov. 6	20 -	MERRIMACK (SECN+)	W, 95-57
Nov. 11	22 -	WOFFORD (SECN+)	W, 93-62
Nov. 16	22 1	vs. Houston \$ (ESPN)	L, 72-73
Nov. 19	22 -	JACKSON STATE (SECN)	W, 112-66
Nov. 24	21 -	vs. Oregon ^ (TruTV)	W, 84-73
Nov. 25	21 7	vs. Michigan ^ (TNT)	L, 72-102
Nov. 26	21 14	vs. St. John's ^ (TruTV)	W, 85-74

DECEMBER (3-2)

Dec. 3	20 RV	NC STATE % (ESPN)	W, 83-73
Dec. 6	20 2	at Arizona (ESPN)	L, 68-97
Dec. 13	21 -	vs. Chattanooga ! (SECN)	W, 92-78
Dec. 20	21 6	vs. Purdue & (Peacock)	L, 60-88
Dec. 29	RV -	QUEENS UNIVERSITY (SECN)	W, 106-65

JANUARY (5-4)

Jan. 3	RV 23	at Georgia * (SECN)	L, 100-104 (OT)
Jan. 6	RV -	TEXAS A&M * (SECN)	L, 88-90
Jan. 10	RV 15	ARKANSAS * (ESPN)	W, 95-73
Jan. 14	RV -	at Missouri * (ESPN2)	L, 74-84
Jan. 17	RV -	SOUTH CAROLINA * (SECN)	W, 71-67
Jan. 20	- -	at Ole Miss * (ESPNU)	W, 78-66
Jan. 24	- 16	at Florida * (ESPN)	W, 76-67
Jan. 28	RV -	TEXAS * (ESPN2)	W, 88-82
Jan. 31	RV RV	at Tennessee * (ESPN)	L, 69-77

FEBRUARY (0-0)

Feb. 7	RV RV	ALABAMA * (ESPN2)	3 p.m.
Feb. 10	- -	VANDERBILT * (SECN)	6 p.m.
Feb. 14	- -	at Arkansas * (ESPN2)	7:30 p.m.
Feb. 18	- -	at Mississippi State * (ESPN2/U)	8 p.m.
Feb. 21	- -	KENTUCKY * (ESPN2)	7:30 p.m.
Feb. 24	- -	at Oklahoma * (ESPN2/U)	8 p.m.
Feb. 28	- -	OLE MISS * (SECN)	7:30 p.m.

MARCH (0-0)

Mar. 3	- -	LSU * (SECN)	9 p.m.
Mar. 7	- -	at Alabama * (ESPN2)	7:30 p.m.
Mar. 11-15	- -	SEC Tournament	TBA

[exh-1] Ballin in Boutwell (Birmingham, AL) | [exh-2] Bad Boy Mowers Series (Alanta, GA) | \$ The Battleground 2k25 (Birmingham, AL) | ^ Players Era Championship (Las Vegas, NV) | % SEC/IACC Challenge (Auburn, AL) | ! Holiday Hoopsgiving (Atlanta, GA) | & Indy Classic (Indianapolis, IN)
* Southeastern Conference game

GAME

rv AUBURN (14-8, 5-4) vs rv ALABAMA (15-7, 5-4)

23

Saturday, Feb. 7 | 3 P.M. CT | ESPN2
Neville Arena (9,121) | Auburn, AL



AUBURN

AUBURN	ALABAMA
RV/--	RV/RV
Steven Pearl	Nate Oats
15-8* (1st Season)	256-113 (11th Season)
14-8 (1st Season)	160-70 (7th Season)
0-0	7-7

*Won one game as interim HC in 2021

SERIES: Alabama leads, 103-67

TV: ESPN (Dave O'Brien, Cory Alexander, Dick Vitale)

AUBURN RADIO: Auburn Sports Properties (Andy Burcham, Randall Dickey, Brad Law)

TIGER STORYLINES

- Returning to Neville Arena where the Tigers are 9-1 this season, Auburn is set to host rival Alabama on Saturday at 3 p.m. The game features two teams that are both 5-4 in SEC play, which sets up a pivotal matchup to remain in the top half of the league standings. Auburn has been off since last Saturday, while Alabama is coming off a 100-97 home victory over Texas A&M on Wednesday.
- Saturday's contest boasts the top two scorers in the SEC in Alabama's Labaron Philon Jr. (21.4 ppg) and Auburn's Keyshawn Hall (20.9). Hall, who was the Big 12's leading scorer last year, is one the nation's top transfers and has been spectacular for the Tigers this season. Hall has scored 20 or more points in 13 of his 21 games, and has gone over 30 points three times. He is second in the nation in free throws made (159), and is on pace to shatter Auburn's single season record for free throws made in a season (208).
- This game also pairs the two teams who have played the hardest schedules thus far in 2025-26. Alabama has the nation's No. 1 SOS, while Auburn is No. 2. The Tide is 3-6 in Q1 games and 7-1 in Q2, while Auburn is 4-7 in Q1 games and 2-1 in Q2. Auburn is currently in a stretch of playing four straight Quad 1 games: at Tennessee (1/31), Alabama (2/7), Vanderbilt (2/10), at Arkansas (2/14).
- Hall (85.9%) has been the catalyst for Auburn ranking 2nd nationally in both in free throws attempted (28.4) and free throws made (21.0), but it is Kevin Overton who leads Auburn in free throw percentage at 87.0%. Overton has made 23-straight free throws and is 67-of-77 overall at the line. The Texas Tech transfer averages 12.4 points per game while also being asked to guard the opposing team's top scorer. He has a team-high 33 steals this season (1.6/game) and in 10 homes games this season he is averaging 15.7 points per game while shooting 50 percent overall and 45.8 percent from long range.
- Sophomore guard Tahaad Pettiford had 11 points and seven assists in his last game out. Pettiford is the only Tiger who has participated in the Auburn/Alabama rivalry and in two games last year vs. Alabama, he averaged 16.0 ppg including the season finale in which he had 19 points, six assists and four rebounds.
- Out of 361 teams, Alabama is ranked 345th in scoring defense (83.0). The Tigers are 33rd nationally in scoring offense at 84.4 points per game, and Auburn is even better at home, averaging 92.6 ppg at Neville Arena this season.

AUBURN PROBABLE STARTERS

#	NAME	POS	HT	WT	CL	PPG	RPG	APG	SPG	FG%	3FG%	FT%	MPG
0	Tahaad Pettiford	G	6-1	170	So.	13.3	2.9	3.3	1.0	35.9	26.2	82.7	31.3
1	Kevin Overton	G/F	6-5	200	Jr.	12.4	3.2	1.2	1.5	41.5	34.8	87.0	29.4
3	KeShawn Murphy	F	6-10	230	Sr.	10.3	6.6	1.2	0.9	57.1	35.7	70.6	23.5
7	Keyshawn Hall	F	6-7	225	Sr.	20.9	7.2	2.9	0.8	47.4	41.1	85.9	33.3
33	Sebastian Williams-Adams	F	6-8	230	Fr.	7.6	3.5	1.8	1.3	55.7	30.0	49.4	27.2

NUMERICAL ROSTER

No.	Name	Pos.	Ht.	Wt.	Cl.	Hometown (Last School)
0	Tahaad Pettiford	G	6-1	170	So.	Jersey City, N.J. (Hudson Catholic Regional HS)
1	Kevin Overton	G/F	6-5	200	Jr.	Oklahoma City, Okla. (Texas Tech)
2	Abdul Bashir	G	6-7	165	Jr.	Omaha, Neb. (Casper (Wyo.) College)
3	KeShawn Murphy	F	6-10	230	Sr.	Birmingham, Ala. (Mississippi State)
5	Kaden Magwood	G	6-2	175	Fr.	Louisville, Ky. (Combine Academy (NC))
6	Elyjah Freeman	G/F	6-8	185	So.	Palm Beach, Fla. (Lincoln Memorial)
7	Keyshawn Hall	F	6-7	225	Sr.	Cleveland, Ohio (UCF)
10	Simon Walker	G	6-5	205	Fr.	Huntsville, Ala. (Huntsville HS)
12	Joah Shay	G	5-6	135	So.	Winston-Salem, N.C. (Mount Tabor HS)
13	CJ Williams	G	6-2	185	Sr.	DeLand, Fla. (Fayetteville (Ark.) HS)
14	Emeka Oporum	C	7-0	205	So.	Lagos, Nigeria (Butler (Kan.) CC)
17	Drake Cardwell	G	6-5	195	So.	Augusta, Ga. (Evans HS)
20	Jeremiah Bowman	G/F	6-7	205	Jr.	Glassboro, N.J. (Wilson (Ga.) Academy)
21	Blake Muschalek	G	6-3	190	Jr.	Dallas, Texas (Trinity Christian Academy)
22	Reed Trapp	G	6-6	180	Sr.	Muscle Shoals, Ala. (Birmingham-Southern)
24	Bradley Pearson	G	6-1	160	So.	Auburn, Ala. (Southern Union State CC)
33	Sebastian Williams-Adams	F	6-8	230	Fr.	Hosuton, Texas (St. John's HS)
38	Filip Jović	F	6-8	225	Fr.	Bijeljina, Bosnia and Herzegovina

ALPHABETICAL ROSTER

No.	Name	Pos.	Ht.	Wt.	Cl.	Hometown (Last School)
2	Abdul Bashir	G	6-7	165	Jr.	Omaha, Neb. (Casper (Wyo.) College)
20	Jeremiah Bowman	G/F	6-7	205	Fr.	Glassboro, N.J. (Wilson (Ga.) Academy)
17	Drake Cardwell	G	6-5	195	So.	Augusta, Ga. (Evans HS)
6	Elyjah Freeman	G/F	6-8	185	So.	Palm Beach, Fla. (Lincoln Memorial)
7	Keyshawn Hall	F	6-7	225	Sr.	Cleveland, Ohio (UCF)
38	Filip Jović	F	6-8	225	Fr.	Bijeljina, Bosnia and Herzegovina
5	Kaden Magwood	G	6-2	175	Fr.	Louisville, Ky. (Combine Academy (NC))
3	KeShawn Murphy	F	6-10	230	Sr.	Birmingham, Ala. (Mississippi State)
21	Blake Muschalek	G	6-3	190	Jr.	Dallas, Texas (Trinity Christian Academy)
14	Emeka Oporum	C	7-0	205	So.	Lagos, Nigeria (Butler (Kan.) CC)
1	Kevin Overton	G/F	6-5	200	Jr.	Oklahoma City, Okla. (Texas Tech)
24	Bradley Pearson	G	6-1	160	So.	Auburn, Ala. (Southern Union State CC)
0	Tahaad Pettiford	G	6-1	170	So.	Jersey City, N.J. (Hudson Catholic Regional HS)
12	Joah Shay	G	5-6	135	So.	Winston-Salem, N.C. (Mount Tabor HS)
22	Reed Trapp	G	6-6	180	Sr.	Muscle Shoals, Ala. (Birmingham-Southern)
10	Simon Walker	G	6-5	205	Fr.	Huntsville, Ala. (Huntsville HS)
13	CJ Williams	G	6-2	185	Sr.	DeLand, Fla. (Fayetteville (Ark.) HS)
33	Sebastian Williams-Adams	F	6-8	230	Fr.	Hosuton, Texas (St. John's HS)

BASKETBALL STAFF

Head Coach Steven Pearl (Tennessee '10) – 1st Season
 Associate Head Coach: Ira Bowman (Penn '96) – Eighth Season
 Assistant Coach: Corey Williams (Oklahoma State '02) – Third Season
 Assistant Coach: Ian Borders (Louisville '07) – Eighth Season
 Assistant Coach/Offensive Coordinator: Mike Burgomaster (Miami '16) – 10th Season
 Assistant Coach: Matt Gatens (Iowa '12) – 1st Season
 Athletic Trainer: Clark Pearson (Kentucky '96) – 17th Season
 Strength & Conditioning Coach: Damon Davis (Western Illinois '03) – 17th Season
 Director of Player Development: Marquis Daniels (Auburn '03) – Eighth Season
 Director of Operations: Maddux Jeffreys (Auburn '20) – Fourth Season

PRONUNCIATION GUIDE

TAHAAD Pettiford tuh-HAAD
 Abdul BASHIR..... bah-SHEER
 KADEN Magwood K-den
 ELYJAH Freemanuh-LIE-juh
 Blake MUSCHALEK..... mah-SHAW-lick
 JOAH Shay JOE-ah
 EMEKA OPURUM uh-mek-AH OH-purr-UM
 FILIP JOVIĆ Philip YO-vich

UNIVERSITY INFORMATION

Location.....Auburn, Ala.
 Founded.....1856
 Enrollment.....33,015
 Nickname.....Tigers
 Colors.....Burnt Orange and Navy Blue
 Conference.....Southeastern (SEC)

ADMINISTRATION

President.....Dr. Christopher B. Roberts
 Director of Athletics.....John Cohen
 Athletics Phone.....855-282-2010

COACHING STAFF

Head Coach.....Steven Pearl
 Alma Mater.....Tennessee '10
 Career Record.....15-8 (.652)
 Seasons.....First
 Record at Auburn.....15-8 (.652)
 Seasons.....First
 Associate Head Coach.....Ira Bowman
 Alma Mater.....Penn '96
 Assistant Coach.....Corey Williams
 Alma Mater.....Oklahoma State '02
 Assistant Coach/OC.....Mike Burgomaster
 Alma Mater.....Miami '16
 Assistant Coach.....Ian Borders
 Alma Mater.....Louisville '07
 Assistant Coach.....Matt Gatens
 Alma Mater.....Iowa '12
 Athletic Trainer.....Clark Pearson
 Alma Mater.....Kentucky '96
 Strength & Conditioning Coach.....Damon Davis
 Alma Mater.....Western Illinois '03
 Director of Player Development.....Marquis Daniels
 Alma Mater.....Auburn '03

PROGRAM HISTORY

First Year of Basketball.....1905-06
 All-Time Record.....1494-1254-1 (.543)
 All-Time SEC Record.....657-769 (.461)
 SEC Championships.....5
(1960, 1999, 2018, 2022, 2025)
 SEC Tournament Titles.....3
(1985, 2019, 2024)
 NCAA Tournament Appearances.....14
 NCAA Tournament Record.....23-14
 All-Americans.....15
 All-SEC Selections.....102

TEAM INFORMATION

2024-25 Record.....32-6
 SEC Record (Finish).....15-3 (1st)
 Associated Press Final Ranking.....No. 4
 USA TODAY/Coaches Final Ranking.....No. 4
 Letterwinners Returning/Lost.....6/12
 Starters Returning/Lost.....0/5
 Newcomers.....10

STATISTICAL COMPARISON



AUBURN



ALABAMA

2025-26 STATISTICS (FEB. 5)

NCAA	SEC	Value	Statistic	NCAA	SEC	Value
134	13	1.28	Assist/Turnover Ratio	24	4	1.67
230	13	13.4	Assists Per Game	59	5	16.4
188	12	22.27	Bench Points per game	141	10	24.27
66	9	4.3	Blocks Per Game	7	2	5.8
131	12	0.530	Effective FG pct	66	6	0.548
100	10	12.41	Fastbreak Points	61	6	13.86
114	11	46.5	Field Goal Percentage	169	13	45.4
228	15	44.8	Field Goal Percentage Defense	106	10	42.7
161	5	17.4	Fouls Per Game	329	16	19.8
2	1	28.4	Free Throw Attempts Per Game	47	8	24.4
117	10	73.9	Free Throw Percentage	78	6	75.0
2	1	21.0	Free Throws Made Per Game	41	6	18.3
87	6	4.0	Rebound Margin	220	14	0.3
244	16	23.77	Rebounds (Defensive) Per Game	10	2	28.95
26	4	13.41	Rebounds (Offensive) Per Game	60	6	12.64
99	10	37.18	Rebounds Per Game	13	3	41.59
277	12	77.6	Scoring Defense	345	16	83.0
96	11	6.7	Scoring Margin	72	9	8.6
33	8	84.4	Scoring Offense	4	3	91.6
73	4	8.0	Steals Per Game	191	10	6.6
164	10	23.7	Three Point Attempts Per Game	1	1	36.1
247	12	32.8	Three Point Percentage	126	5	35.0
263	13	34.9	Three Point Percentage Defense	89	7	31.8
189	10	7.8	Three Pointers Per Game	2	1	12.6
85	6	1.8	Turnover Margin	211	10	-0.1
156	4	12.27	Turnovers Forced Per Game	342	15	9.64
62	8	10.5	Turnovers Per Game	29	3	9.8
98	10	63.6	Winning Percentage	73	8	68.2

SERIES HISTORY

SERIES BREAKDOWN

Series History	Alabama leads, 103-67
In Auburn	Auburn leads, 34-31
In Tuscaloosa	Alabama leads, 53-11
Neutral Site	Auburn leads, 22-20
Current Streak	Alabama, W1

SERIES GAME-BY-GAME: LAST 10 (UA, 6-4)

March 8, 2025	H	L (OT)	91	93
Feb. 15, 2025	A	W	94	85
Feb. 7, 2024	H	W	99	81
Jan. 24, 2024	A	L	75	79
March 1, 2023	A	L (OT)	85	90
Feb. 11, 2023	H	L	69	77
Feb. 1, 2022	H	W	100	81
Jan. 11, 2022	A	W	81	77
March 2, 2021	A	L	58	70
Jan. 9, 2021	H	L	90	94

HEAD COACHES

STEVEN PEARL (TENNESSEE, '10)

Career Record	15-8 (1st season)
Record at Auburn	15-8 (1st season)
SEC Record	5-4
SEC Tournament Record	0-0
Home	9-1
Away	2-4
Neutral	3-3
vs. AP Top 25	3-5
vs. Alabama	0-0

NATE OATS (MARANATHA BAPTIST, '98)

Career Record	256-113 (11th year)
Record at Alabama	160-70 (11th year)
vs. Auburn	7-7

LAST GAME: TENNESSEE 77, AUBURN 69

- A second half rally came up short as the Auburn men's basketball team suffered a 77-69 loss at Tennessee on Saturday night at Thompson-Boling Arena.
- Trailing by 10 at halftime, the Tigers (14-8, 5-4 SEC) trimmed the Vols lead to three with under eight minutes remaining but were never able to take a lead in the contest and saw their four-game winning streak come to an end.
- Keyshawn Hall scored 16 of his team-high 21 points in the second half, but Tennessee (15-6, 5-3 SEC) had four players in double figures, led by freshman Nate Ament's 22 points.
- Tennessee opened the game by making five of its first seven shots, including three from long range, and raced out to a 13-4 lead at the first media timeout of the game. The Tigers settled in and made their next four shots to get within four (18-14) at the under 12 media timeout.
- Out of that timeout, Auburn sustained a three-minute scoring drought which allowed Tennessee to go on a 9-0 run and extend its lead to 27-14.
- Sebastian Williams-Adams got Auburn within 10, but a layup from DeWayne Brown and back-to-back baskets from Jaylen Carey gave Tennessee its largest lead of the half at 37-21 with 5:22 remaining.
- Auburn closed the half on a 10-4 run, and a four-point play from Kevin Overton with three seconds left brought the score to 41-31 in favor of Tennessee at the half. The Vols were led by 11 points each from Ament and Carey. Hall, Tahaad Pettiford and Elijah Freeman each had five at the break to pace Auburn.
- The Tigers chipped away at Tennessee's lead in the early parts of the second half and Pettiford's four-point play with 13:35 got Auburn within five at 49-44.
- A spectacular alley-oop from Pettiford to Freeman got Auburn with four (53-49), but Tennessee responded with a 6-0 run which extended the Vols lead back to 10 with 9:07 left.
- Once again, Auburn responded and a quick 7-0 spurt was capped by an and-1 from Filip Jovic which got the Tigers within three (59-56) with 7:08 remaining. However, that is as close as Auburn would get as Tennessee used a quick 6-0 lead to regain a 65-56 lead and extended the lead to 11 (70-59) with 4:28 left on Carey's layup.

AUBURN POSTGAME NOTES - TENNESSEE

- Keyshawn Hall reached 20 points for the 13th time this season. Hall had a team-high 21 points. It was Hall's third straight game with at least 20 points and he continues to rank second in the SEC in scoring (20.9).
- Tahaad Pettiford matched his SEC season-high with seven assists. He was the only other Tiger in double figures (11 points) and he has now reached double figures 13 times this season and 35 times for his career.
- The lineup of Keyshawn Hall, KeShawn Murphy, Kevin Overton, Tahaad Pettiford and Sebastian Williams-Adams is now 6-3 when starting together.
- Tennessee out-rebounded Auburn 46-30 and outscored the Tigers 34-32 in the paint.
- Auburn (24-of-63) was held under 40 percent shooting (38.1) for the fifth time this year. Auburn is now 0-5 when shooting under 40 percent.
- Freshman Filip Jovic finished with eight points and seven rebounds. He had an even plus-minus for the game, which was a team best.

LAST MEETING VS. ALABAMA: MARCH 8, 2025

- In his Neville Arena finale, All-American Johni Broome scored a career-high 34 points, but Mark Sears beat the buzzer with a jumper from the free-throw line to give No. 7 Alabama a 93-91 win Saturday on Senior Day at Neville Arena.
- Broome hit a pair of 3-pointers in overtime; the first gave Auburn a one-point lead and the second tied the score with 15 seconds to play.
- Sears received a pass with four seconds left, dribbled four times while driving to his left and hit a floater as time expired.
- Broome showed why he is a leading national player of the year candidate, adding eight rebounds, five blocked shots, three steals and three assists in 43 minutes.
- Tahaad Pettiford scored 19 points, grabbed four rebounds and had six assists. Miles Kelly scored 13 points, and Dylan Cardwell added six points, eight rebounds and four assists.
- Trailing by three points at the half, Kelly hit three 3-pointers in the first five minutes of the second half, giving Auburn the lead each time.
- The visitors pushed their lead to 65-57 after a 9-0 run but Auburn jolted the Jungle with dunks from Broome and Cardwell within 15 seconds, leading to an Alabama timeout with the Tigers trailing 65-62 with 9:05 to play.
- After Pettiford tied the score with a free throw, Nelson scored in the paint to give Alabama a two-point lead before Broome answered with a layup for a 79-79 tie with 59 seconds to play.
- Auburn rebounded an Alabama miss, and Broome had a chance to win it for the Tigers but his baseline fadeaway bounced off the rim with 3 seconds left, sending the game to overtime.



Official Basketball Box Score - Final
Alabama at Auburn
 03/08/25 Neville Arena, Auburn
 2024-25 Men's Basketball

Game Time: 1:30 PM
 Game Duration: 2:25
 Attendance: 9,121

Officials: Doug Shows, Terry Oglesby, Byron Jarrett

Alabama - 93													Record: 24-7 (13-5)																		
NO.	Name	Min	FG		3P		FT		Rebounds		Fouls		TP	AS	TO	ST	Blocks	BS	BA	+/-	Shooting By Period										
			M-A	M-A	M-A	M-A	OR	DR	TOT	PF	FD	1st									2nd										
4	Grant Nelson	F	35:25	8-15	3-6	4-6	2	6	8	3	5	23	0	2	0	1	2	4	1st FG%	16-31	51.6%										
11	Clifford Omoruyi	C	20:45	7-7	0-0	1-1	3	5	8	4	1	15	2	2	0	0	0	1	3PT%	4-9	44.4%										
0	Labaron Philon	G	35:10	5-13	1-5	4-4	0	4	4	2	3	15	3	1	1	0	1	1	FT%	9-12	75%										
1	Mark Sears	G	40:16	3-9	1-4	2-2	1	2	3	0	2	9	7	1	0	0	1	2	2nd FG%	14-25	56.0%										
8	Chris Youngblood	G	23:56	4-10	1-3	0-2	0	0	0	2	2	9	0	0	2	1	2	11	3PT%	3-9	33.3%										
10	Mouhamed Diouabate	F	16:54	2-3	0-1	2-4	0	4	4	2	2	6	2	1	1	0	0	-1	FT%	3-8	37.5%										
15	Jarin Stevenson	F	19:54	1-2	0-0	1-2	0	3	3	3	1	3	1	2	0	0	0	-8	OT FG%	5-11	45.5%										
2	Aden Holloway	F	16:13	2-5	1-3	0-0	0	1	1	2	2	5	2	2	0	0	1	6	3PT%	0-4	0.0%										
22	Aiden Sherrell	F	16:27	3-3	0-0	2-3	2	5	7	2	2	8	1	2	0	1	0	-4	4PT%	4-4	100%										
Team													2	1	3	0	2			GM FG%	35-67	52.2%									
Totals													35	67	7-22	16-24	10	31	41	20	20	93	18	15	4	3	7	2	3PT%	7-22	31.8%
													Technical Fouls: NONE		Dead Ball Rebounds: 5, 1																

Alabama - 91													Record: 27-4 (15-3)																	
NO.	Name	Min	FG		3P		FT		Rebounds		Fouls		TP	AS	TO	ST	Blocks	BS	BA	+/-	Shooting By Period									
			M-A	M-A	M-A	M-A	OR	DR	TOT	PF	FD	1st									2nd									
10	Chad Baker-Mazara	F	17:26	2-7	0-2	3-3	0	2	2	4	3	7	3	1	1	0	0	-6	1st FG%	16-34	47.1%									
4	Johni Broome	C	42:48	15-28	2-4	2-5	1	7	8	2	6	34	3	1	3	5	2	1	3PT%	4-8	50.0%									
44	Dylan Cardwell	C	31:13	3-3	0-0	0-0	4	4	8	3	0	6	4	0	2	1	0	1	FT%	6-7	85.7%									
2	Denver Jones	G	38:24	3-7	1-4	2-2	0	2	2	0	2	9	6	0	0	0	0	7	2nd FG%	14-30	46.7%									
13	Miles Kelly	G	35:51	5-10	3-7	0-0	0	4	4	3	13	1	5	0	1	0	-5	3PT%	4-14	28.6%										
0	Tahaad Pettiford	F	34:15	6-15	4-8	3-5	1	3	4	1	3	19	6	2	0	0	1	5	OT FG%	5-9	55.6%									
31	Chaney Johnson	F	15:01	1-3	0-1	1-2	1	0	1	4	3	3	0	0	0	0	-6	3PT%	2-4	50.0%										
3	Jahki Howard	F	01:21	0-0	0-0	0-0	0	0	0	1	0	0	0	0	0	0	0	2	FT%	0-0	0%									
5	Chris Moore	F	07:43	0-0	0-0	0-0	1	0	1	0	0	1	0	0	0	0	-9	GM FG%	35-73	47.9%										
8	Ja'Heim Hudson	F	00:58	0-0	0-0	0-0	0	0	0	0	0	0	0	0	0	0	0	0	3PT%	10-26	38.5%									
Team													1	2	3	0	0			FT%	11-17	64.7%								
Totals													35	73	10-26	11-17	9	24	33	20	20	91	24	9	6	7	3	2	Technical Fouls: NONE	
													Dead Ball Rebounds: 3, 1																	

	ALA		AUB		Points from		Turnovers		Period by Period Scoring		
	1st	2nd	1st	2nd	1st	2nd	1st	2nd	OT1	TOT	
Biggest lead	8 (1st 13:57)	5 (2nd 14:55)	10	20	52	40	ALA	45	34	14	93
Best Scoring Run	9 (2nd 10:10)	7 (2nd 18:53)	18	15	13	10	AUB	42	37	12	91
Lead Changes	13		Fast Breaks		13	10					
Times Tied	10		Bench		22	22					
Time with Lead	30:35	08:54									

AUBURN WITH NO. 2 SOS

- The Tigers currently have the nation's #2 Strength of Schedule. Auburn has played eight AP Top 25 teams, including four in the top 12 (No. 1 Arizona, No. 2 Michigan, No. 8 Houston and No. 12 Purdue) along with No. 17 Florida, No. 21 Arkansas and No. 22 St. John's.
- Auburn is 3-5 against ranked opponents this season and has a mark of 4-7 in Quad 1 games and 6-8 in Quad 1 & 2 games combined.

2025-26 HONORS/QUAD RECORDS**KEYSHAWN HALL**

- Karl Malone Award Preseason Watch List
- Lute Olson Award Early Season Watch List
- Dick Vitale National Player of the Week (1/12)
- Oscar Robertson Trophy Midseason Watch List
- SEC Player of the Week (1/26)

TAHAAD PETTIFORD

- Blue Ribbon CBB Yearbook Preseason First Team All-America
- Sporting News Preseason Third Team All-America
- Jay Bilas Preseason Third Team All-America
- Jon Rothstein Preseason Honorable Mention All-America
- NABC Player of the Year Preseason Watch List
- USBWA Player of the Year Preseason Watch List
- Naismith Player of the Year Preseason Watch List
- Oscar Robertson Trophy Preseason Watch List
- Bob Cousy Award Preseason Watch List
- SEC Preseason First Team All-SEC (Coaches)
- SEC Preseason First Team All-SEC (Media)

AUBURN QUAD RECORDS:**QUAD 1 (4-7)**

Nov. 16 vs. #1 Houston - L, 72-73 (Neutral)
 Nov. 25 vs. #7 Michigan - L, 72-102 (Neutral)
 Nov. 26 vs. #14 St. John's - W, 85-74 (Neutral)
 Dec. 3 vs. NC State - W, 83-73 (Home)
 Dec. 6 at #2 Arizona - L, 68-97 (Away)
 Dec. 20 vs. #6 Purdue - L, 60-88 (Neutral)
 Jan. 3 at #23 Georgia - L, 100-104 (OT)(Away)
 Jan. 10 vs. #15 Arkansas - W, 95-73 (Home)
 Jan. 14 at Missouri - L, 74-84, (Away)
 Jan. 24 at #16 Florida - W, 76-67 (Away)
 Jan. 31 at Tennessee - L, 69-77 (Away)

QUAD 2 (2-1)

Jan. 6 vs. Texas A&M - L, 88-90 (Home)
 Jan. 20 at Ole Miss - W, 78-66 (Home)
 Jan. 28 vs. Texas - W, 88-82 (Home)

QUAD 3 (2-0)

Nov. 24 vs. Oregon - W, 84-73 (Neutral)
 Jan. 17 vs. South Carolina - W, 71-67 (Home)

QUAD 4 (6-0)

Nov. 3 vs. Bethune-Cookman - W, 95-90 (OT) (Home)
 Nov. 6 vs. Merrimack - W, 95-57 (Home)
 Nov. 11 vs. Wofford - W, 93-62 (Home)
 Nov. 19 vs. Jackson State - W, 112-66 (Home)
 Dec. 13 vs. Chattanooga - W, 92-78 (Neutral)
 Dec. 29 vs. Queens - W, 106-65 (Home)

Ranking based on time of when they played.

STEVEN PEARL IN FIRST SEASON

- Head coach Steven Pearl has faced nine Final Four coaches in his first 22 games this season and Nate Oats will make 10 on Saturday. The nine coaches Pearl faced to start the season: Kelvin Sampson (Houston), Dusty May (Michigan), Dana Altman (Oregon) Rick Pitino (St. John's), Matt Painter (Purdue), John Calipari (Arkansas), Chris Beard (Ole Miss), Todd Golden (Florida) and Rick Barnes (Tennessee). The nine coaches have been to a combined 23 Final Fours and Pearl is 5-4 in such games this season.
- Pearl's win over No. 14 St. John's on Nov. 26 was his first ranked victory as a head coach, coming in his eighth contest this season making him the fastest first-year head coach at Auburn to defeat a ranked opponent. He has defeated Hall of Famers in Patino and John Calipari.
- Pearl led Auburn to a 76-67 victory at No. 16 Florida on Jan. 24, marking the Tigers' first win in Gainesville since the 1996 season (30 years).
- Pearl has faced five of the top six winningest active coaches in NCAA DI in his first 22 games as a head coach.
- In the last 50 seasons (since 1976-77), Pearl is one of just 11 first-time Division I head coaches to be ranked in the first seven weeks or more of the Associated Press poll and just the second to accomplish the feat in the last 20 seasons, joining Duke's Jon Scheyer (10 consecutive weeks).

PEARL VS. ACTIVE DIVISION I WINNINGEST COACHES (wins thru 1/6/26)

Rick Barnes, Tennessee	852	L, 69-77 on Jan. 31
John Calipari, Arkansas	851	W, 95-73 on Jan. 10; 2/14/26 in Fayetteville
Bill Self, Kansas	833	---
Kelvin Sampson, Houston	818	L, 72-73 on Nov. 16
Dana Altman, Oregon	788	W, 84-73 on Nov. 24
Rick Pitino, St. John's	779	W, 85-74 on Nov. 26

FIRST-TIME, D-I HEAD COACHES RANKED IN FIRST SEVEN WEEKS OF AP POLL

Coch, School	Season	Polls
Jamie Dixon, Pitt	2003-04	18
Bill Guthridge, UNC	1997-98	18
Gary Cunningham, UCLA	1977-78	17
Jeff Jones, Virginia	1990-91	15
Joey Meyer, DePaul	1984-85	12
Jon Scheyer, Duke	2022-23	10
Pete Hermann, Navy	1986-87	9
Steven Pearl, Auburn	2025-26	7
Mark Few, Gonzaga	1999-00	7
Larry Farmer, UCLA	1981-82	7
Larry Brown, UCLA	1979-80	7

AUBURN HEAD COACHES QUICKEST TO WIN VS. AP TOP 25

AU Gms	Coach	Score	Date - Opponent
8	Steven Pearl	85-74	11/26/25 vs. #14 St. John's
13	Cliff Ellis	104-90	1/14/95 vs. #4 Arkansas
15	Bill Lynn	81-63	2/1/64 vs. #5 Vanderbilt
30	Tommy Joe Eagles	78-76	3/9/90 vs. #16 LSU
35	Bob Davis	90-85	1/11/75 vs. #7 Kentucky
51	Bruce Pearl	75-70	1/16/16 vs. #13 Kentucky
57	Tony Barbee	65-60	2/18/12 vs. #23 Miss St
78	Jeff Lebo	83-80	1/17/07 vs. #22 Tennessee
103	Sonny Smith	83-81	2/3/82 vs. #9 Kentucky
157	Joel Eaves	74-65	2/27/56 vs. #7 Vanderbilt

TEAM NOTES

- In Auburn's 14 wins this season, the Tigers have turned it up in the second half, averaging 48.2 points on 55.0 percent shooting. Their season high in the second half is 57 points on 74.1 percent shooting (20-27) against Jackson State.
- The Tigers have won 64 consecutive non-conference games at Neville Arena dating back to the start of the 2016-17 season, the longest such streak among Division I programs.
- This season Auburn is 14-3 when shooting 40% or better from the field and have shot 50%+ seven times (all wins) this year. Dating back to last season, AU is 20-1 when shooting 50%+.
- The 2025-26 schedule includes 23-of-31 games against 2025 tournament teams, including 16-of-18 SEC games. Seven non-con games feature 2025 tournament teams: Wofford, Houston, Oregon, Michigan, St. John's, Arizona and Purdue. Five of six are neutral site or road games.
- AU has won five SEC titles (regular season or tournament) since 2018, most in the league.
- Auburn has two Final Four appearances in the last six tournaments and are one of four schools with multiple Final Fours during that time.

KEY HALL IS A BUCKET

- Senior transfer Keyshawn Hall, who led the Big 12 in scoring last season while at UCF, is second in the SEC in scoring (20.9 ppg) and seventh in rebounding (7.2 rpg). Hall is the only player in the SEC to rank top 10 in both scoring and rebounding.
- Hall is leading the nation in free throws made (155). A total of 37.2 percent of Hall's points this season have come from the foul line.

NATIONAL LEADERS - FREE THROWS MADE

Name	GP	FTM	FTA
1. Brody Robinson - Oakland	25	167	215
2. Keyshawn Hall - Auburn	21	159	185
3. Baraka Okojie - Mercer	22	154	181
4. Justin Neely - UNCG	24	150	190
5. Daniel Freitag - Buffalo	22	148	181

AUBURN SINGLE SEASON FREE THROWS MADE

Name	YR	FTM
1. John Mengelt	1970-71	208
2. John Mengelt	1969-70	180
3. Chris Denson	2013-14	176
4. Jared Harper	2017-18	166
5. KT Harrell	2014-15	162
6. Wendell Green Jr.	2022-23	160
7. Keyshawn Hall	2025-26	159
8. Jared Harper	2018-19	149
T9. Wally Tinker	1967-68	148
T9. Samir Doughty	2019-20	148

- Against Texas A&M and Arkansas, Hall became the first Auburn player in 32 years to have back-to-back 30+ point games, going for 32 in each of those contests (Wesley Person in 1994 had 34 vs. Ole Miss and 30 at Tennessee).
- Hall's 93 points through the first four games of the season were the third most by an AU player dating back to 1977-78 season, trailing only Jeff Moore's 98 in 1986-87 and Wesley Person's 96 in 1993-94. With 18 points in his fifth game, Hall became just the 15th player during that time to score 100+ points in the first five games over the last 48 years.

TAHAAD BREAKOUT PERFORMANCE AT PLAYERS ERA

- Sophomore Tahaad Pettiford had his best three-game stretch of his Auburn career at the Players Era in Las Vegas, leading the 16-team field in scoring, averaging 22.3 points over three games. The 67 points were the most over a three-game span in his AU career.
- Pettiford had a then career-high 27 points, including 18 in the second half against St. John's. He scored 12 consecutive AU points in two-minute span late in the second half to break a tie into a 6-point AU lead.
- For the tournament he shot 48.9% from the field including 42.1% from three. He was 7-of-14 from 3-point range in the last two games in the event, including 3-of-8 in the win over St. John's.

COMFORTABLE AWAY FROM HOME

- Away from Auburn, Pettiford has played well during his career averaging 14.8 ppg while shooting 44.2% (174-of-393) and .37.7% (77-of-204) from 3 in 35 career games. In contrast, he averages 8.5 points per at Neville Arena.
- This season, the sophomore is averaging 17.5 ppg while shooting 42.5% (71-of-167) and 33.7% (29-of-86) from 3 in 12 contests away from Neville Arena. In a loss at then No. 2 Arizona, Pettiford had a career-high 30 points, draining 5-of-9 from long range.

RANKED FOES BRING OUT BEST IN TAHAAD

- In 26 career games against ranked opponents, Pettiford is averaging 15.2 points per game. This year, Pettiford is averaging 16.9 ppg eight games versus ranked opponents.
- Pettiford has scored in double figures in 21-of-26 games (80.7%) against ranked teams, including 20+ in eight games (33%) vs. ranked teams.

PETTIFORD SPLITS VERSUS RANKED/UNRANKED

	G	PPG	FG%	3FG%	10+ PTS	20+ PTS
vs. Ranked	26	15.2	44.5 (136-305)	38.3 (61-159)	21	8
vs. Unranked	34	10.0	34.2 (107-312)	26.6 (46-173)	17	3

FREEMAN FROM THE BENCH

- Prior to the Chattanooga game on Dec. 13, Sophomore Division II transfer Elyjah Freeman volunteered to come off of the bench after starting the previous nine games.
- In the 11 games since becoming the 6th man (aside from Ole Miss which he started), Freeman is averaging 11.2 points per game, including an Auburn career-high 27 against Queens. He has scored double figures in six of those 11 games, and overall he is averaging 9.6 ppg.

CAREER NIGHT FOR KO

- Junior guard/forward Kevin Overton had a career night in Auburn's ACC/SEC Challenge win over NC State, scoring a career and game-high 29 points on 8-of-13 shooting, including 6-of-9 from behind the arc. The Oklahoma City native was a perfect 7-of-7 from the free throw line.
- Overton established new career-bests for points (29), rebounds (9), field goals made (8) and three-point field goals made (6).
- His six three pointers were the most by an AU player this season and most since Miles Kelly drilled seven in the Tigers' 2025 NCAA Tournament opener against Alabama State.

ANOTHER CHALLENGING SCHEDULE AHEAD

- Auburn's schedule last season was the most difficult in program history as the Tigers played 17 games against AP top 15 opponents. The 2025-26 schedule includes 23-of-31 games against 2025 NCAA Tournament teams, including 16-of-18 SEC games. Six non-conference games feature 2025 NCAA Tournament teams: Wofford, Houston, Oregon, Michigan, St. John's, Arizona and Purdue.
- Auburn plays five teams that won their conference tournament last season: Houston (Big 12), Michigan (Big 10), St. John's (Big East), Florida (SEC) and Wofford (Southern).

TALE OF TWO SEASONS

- Auburn's 2025 Final Four squad featured three players currently on NBA rosters and a starting five that had two players with more combined DI starts than the entire projected starting lineup this season.

2024-25 Starters	Career G-GS	2025-26 Proj Starters	Career G-GS
Johni Broome	168-163	Keyshawn Hall	80-61
Denver Jones	131-105	Kevin Overton	71-36
Miles Kelly	133-96	Elyjah Freeman (D2)	31-28
Chad Baker-Mazara	119-56	KeShawn Murphy	74-3
Dylan Cardwell	166-40	Tahaad Pettiford	38-1
TOTAL	717-460	TOTAL	294-131

MOST WINS IN SEC IN LAST EIGHT YEARS

- The Tigers' 216 wins since the start of the 2017-18 season are the second most in the SEC (as of games through Feb. 4), which is one behind Tennessee and 13 more than Kentucky.

SEC records since 2017-18 (Thru Games on Feb. 4)

Tennessee	217-80
Auburn	216-79
Kentucky	203-89
Alabama	198-101
Arkansas	190-107
Florida	186-104
Texas	183-110
Texas A&M	173-109
LSU	167-115
Mississippi State	161-115
Oklahoma	158-122
Missouri	148-130
Ole Miss	143-137
Georgia	137-142
South Carolina	135-134
Vanderbilt	130-151

FOUNTAIN OF YOUTH

- Relative to the rest of the SEC, Auburn returns the 11th fewest rebounds (6.6%), 12th fewest points (14.3%), and 13th fewest minutes (11.9%) based off percentage returning from last year.
- Since 2000 (last 26 years), this season is the fewest number of starts returning from the previous season (Tahaad Pettiford, 1 game).

EIGHT TIGERS ON NBA OPENING DAY ROSTERS

Auburn has eight former players on 2025-26 NBA Opening Day rosters including three Tigers from last season's Final Four team. The list includes Johni Broome (Philadelphia), Dylan Cardwell (Sacramento), Sharife Cooper (Washington), Miles Kelly (Dallas), Walker Kessler (Utah), Davion Mitchell (Miami), Isaac Okoro (Chicago), and Jabari Smith

(Houston). Broome and Cooper were recently assigned to their respective organization's G-League teams.

MAGIC NUMBER 22

- Auburn head coach Steven Pearl wore No. 22 during his playing days at Tennessee and was named Auburn's 22nd head basketball coach on the 22nd of September this year. Ironically, the number of his first street address in Auburn was 2222.

2024-25 SEASON RECAP: SEC CHAMPS, FINAL FOUR

- The Tigers are coming off the most successful season in program history after winning the Southeastern Conference Championship, advancing to their second Final Four in the previous six tournaments, while winning a school-record 32 games. Auburn secured the overall No. 1 seed in the NCAA Tournament and were ranked No. 1 in the country for a program-record eight consecutive weeks earlier in the season.
- The Tigers spent a program-best, eight-straight weeks ranked No. 1 in the national polls and became one of only two SEC teams to ever be ranked No. 1 for at least six-straight weeks in the AP Poll next to Kentucky.
- Auburn finished the season ranked No. 4 in the final Associated Press Top 25 Poll, which tied the 1998-99 squad for the highest finish in the AP Poll in program history.
- Senior Johni Broome was named a consensus first team All-American and earned National Player of the Year honors from The Sporting News and Field of 68. A finalist for the Naismith Trophy and John R. Wooden Award, Broome became the third-ever Auburn player to be named SEC Player of the Year (Coaches or AP) along with Charles Barkley (1984) and Chris Porter (1999).
- The Tigers compiled a nation-leading 16 Quad 1 wins during the regular season and went 12-5 against Top 25 competition highlighted by wins over No. 4 Houston, No. 16 Purdue, No. 15 Mississippi State, No. 23 Georgia, No. 6 Tennessee, No. 23 Ole Miss, No. 2 Alabama (first-ever No. 1 vs. No. 2 meeting between SEC teams), No. 14 Michigan and No. 8 Michigan State.
- They were crowned the Maui Invitational champions with victories over No. 5 Iowa State, No. 13 North Carolina and Memphis – the team's third-straight, in-season tournament title.
- Auburn secured a historic No. 1 overall NCAA Tournament seed by winning the SEC regular season by traversing a historic gauntlet of league games with a 15-3 mark and playing the nation's toughest schedule, according to Team Rankings, ahead of Alabama, Arizona, Tennessee and Houston in the Top 5.
- Auburn's body of work included 24 of its 33 regular-season games against the NCAA Tournament field with the Tigers posting a 19-5 record in those games.
- Won the NCAA Southeast Regional by beating Michigan State in the Elite Eight and making the second NCAA Final Four appearance in school history under head coach Bruce Pearl.
- Auburn joined Arkansas, Florida and Kentucky as the only SEC schools to make multiple Final Fours in conference history.
- The Tigers boasted the eighth-highest net rating (+35.05) in KenPom history (since 2001-02) as well as the sixth-highest offensive efficiency in the platform's existence (127.2).



STEVEN PEARL

HEAD COACH

12TH SEASON AT AUBURN - FIRST SEASON AS HEAD COACH - TENNESSEE '10

Steven Pearl was named Auburn's 22nd head men's basketball coach on Sept. 22, 2025, and is in his 12th season with the program. An integral part of the best era of men's basketball at Auburn, Pearl has helped the program win five SEC Championships over the last eight years including two Final Four runs in 2019 and 2025 as an assistant coach and associate head coach and defensive coordinator during the last two seasons.

Named one of the 50 most impactful high-major assistant coaches in NCAA Division I basketball by Silver Waves Media the last two years, Pearl has helped Auburn to six NCAA Tournament appearances, while producing four NBA Draft first-round picks in Chuma Okeke, Isaac Okoro, Jabari Smith and Walker Kessler and second-round pick Johni Broome.

This past season, Pearl helped Auburn to a historic season that saw the Tigers win the SEC Championship and make the program's second Final Four in the last six NCAA Tournaments and were ranked No. 1 for a school-record eight consecutive weeks. Auburn won a school-record 32 games with the most difficult schedule in the country, notching 16 wins over Quad 1 opponents.

In addition, the Tigers were ranked No. 1 in the country for the first time ever during the 2021-22 season and were ranked a school-record 32-consecutive weeks in The Associated Press Top 25 Poll from Oct. 18, 2021, to Feb. 5, 2023.

His duties on the bench include opponent scouting, defensive strategies and adjustments as well as in-game play calling. Pearl has also played a huge role in the development of Auburn's big men to go along with a fervent recruiting strategy.

Under Pearl's defensive direction, Auburn's field goal percentage defense over the last four seasons is best four-year span in school history and its three-point field goal percentage defense over the last three seasons is the best three-year span in Auburn history.

Auburn has ranked in the Top 10 nationally in overall defense three times in the last four seasons and is just one of only four teams in Division I to accomplish the feat. During that time, the Tigers have ranked in the top 13 in the country in effective field goal percentage defense each of the last four seasons.

His Auburn defensive over the last four seasons in the Southeastern Conference ranks second in three-point field goal percentage (.299), third in field goal percentage (.396) and fourth in scoring defense (68.1 ppg).

During Pearl's time on staff, Auburn has produced and developed seven NBA Draft picks and four All-Americans – more pros than the previous two decades. The Tigers have also won more NCAA Tournament games than any SEC program over the last seven years.

Auburn has been a hotbed for producing and developing this next-level talent, particularly from the Atlanta area, including the recruitment of current pros Okoro (No. 5 overall pick by the Cleveland Cavaliers in 2020), Kessler (No. 22 overall pick by the Memphis Grizzlies in 2022) and Sharife Cooper (No. 48 overall pick by the Atlanta Hawks in 2021).

Over the last three years, Steven Pearl has taken the lead in transfer

portal recruiting, landing some of the top transfers in the country in Kessler, Wendell Green Jr., Johni Broome, Denver Jones, and Miles Kelly. Kessler earned All-America, National Defensive Player of the Year, SEC Defensive Player of the Year and All-SEC First Team honors.

Broome developed into one of the best players in Auburn history, as he was named the SEC Player of the Year, was National Player of the Year and a unanimous first team All-America selection last season. Green Jr. was a second team All-SEC selection while Jones was named to the SEC's All-Defensive team.

Pearl served as acting head coach against North Alabama resulting in his first career coaching victory, 70-44, on Dec. 14, 2021, at Neville Arena.

In April of 2022, he also participated in the National Association of Basketball Coaches and Athletic Director U's invitation-only Collegiate Coaching Consortium at the 2022 NCAA Men's Final Four in New Orleans. The consortium brought together rising basketball coaches and Division I athletic directors for a rigorous, multi-day academy, helping those rising coaches prepare for their first head coaching opportunity.

Pearl spent the 2015-16 and 2016-17 seasons as the director of basketball operations after his first year as an assistant strength and conditioning coach. As the director of operations, he was in charge of team travel while also helping plan team practices, working with the team's academics and all of the Auburn Basketball Camps.

Pearl was a four-year letterwinner for his father, Bruce Pearl, at Tennessee, playing in 101 games from 2007-11. He helped Tennessee to back-to-back SEC East Championships in 2008 and 2009, with the '08 team winning the league by two games over Kentucky and Mississippi State. He also appeared in the NCAA Tournament each year he was a part of the program with the Volunteers advancing to the Sweet 16 in 2007 and 2008 and the Elite 8 in 2010.

Pearl, who was a three-time member of the SEC Academic Honor Roll, graduated from the University of Tennessee with a degree in marketing and international business in December 2010. He has also taken classes towards a graduate degree.

Following graduation, Pearl was a medical sales representative for Stryker Corp for three years before joining the Auburn staff. He and his wife, Brittany, were married on Aug. 27, 2022, and have a daughter named Lainey born in December 2024.

STEVEN PEARL FILE

Birthdate	September 14, 1987 (age 38)
Alma Mater	Tennessee (2010)
Playing Experience	Tennessee, 2007-2011
Coaching Experience	Auburn, Head Coach (2025-present)
	Auburn, Associate Head Coach (2023-25)
	Auburn, Assistant Coach (2017-23)

TV/RADIO ROSTER CHART



0 TAHAAD PETTIFORD
G • 6-1 • 170 • So.
Jersey City, N.J.



1 KEVIN OVERTON
G/F • 6-5 • 200 • Jr.
Oklahoma City, Okla.



2 ABDUL BASHIR
G • 6-7 • 165 • Jr.
Omaha, Neb.



3 KESHAWN MURPHY
F • 6-10 • 230 • Sr.
Birmingham, Ala.



5 KADEN MAGWOOD
G • 6-2 • 175 • Fr.
Louisville, Ky.




6 ELYJAH FREEMAN
G/F • 6-8 • 185 • So.
Palm Beach, Fla.



7 KEYSHAWN HALL
F • 6-7 • 240 • Sr.
Cleveland, Ohio



10 SIMON WALKER
G • 6-5 • 205 • Fr.
Huntsville, Ala.



12 JOAH SHAY
G • 5-6 • 135 • So.
Winston-Salem, N.C.



13 CJ WILLIAMS
G • 6-2 • 185 • Sr.
DeLand, Fla.




14 EMEKE OPURUM
C • 7-0 • 205 • So.
Lagos, Nigeria



17 DRAKE CARDWELL
G • 6-5 • 195 • So.
Augusta, Ga.



20 JEREMIAH BOWMAN
G/F • 6-7 • 205 • Fr.
Glassboro, N.J.



21 BLAKE MUSCHALEK
G • 6-3 • 190 • Jr.
Dallas, Texas



22 REED TRAPP
G • 6-6 • 180 • Sr.
Musde Shoals, Ala.



24 BRADLEY PEARSON
G • 6-1 • 160 • So.
Auburn, Ala.



33 SEBASTIAN WILLIAMS-ADAMS
F • 6-8 • 230 • Fr.
Houston, Texas



38 FILIP JOVIC
F • 6-8 • 225 • Fr.
Bijeljina, Bosnia and Herzegovina



STEVEN PEARL
Head Coach
1st Season



TIGER POLL NOTES

- Auburn was ranked a program-record 41 consecutive Associated Press from Jan. 1, 2024 through Dec. 22, 2025. It was the fifth-longest active streak behind Houston (113), Tennessee (87), Purdue (66) and Duke (51) before it was snapped last week.
- Final ranking of No. 4 last season equaled the program record for highest finish, equaling the feat accomplished by the 1998-99 squad.
- Finished ranked in the Associated Press Top 25 final poll for four consecutive years and seven of the last eight seasons.
- Spent a program-record 20 consecutive weeks in ranked in the Top 5 in 2024-25 from the first regular season poll until the final rankings.
- Were ranked No. 1 in the country for a school-record eight consecutive weeks from Jan. 1, 2025 until March 3, 2025.
- Auburn is one of just two Southeastern Conference schools to ever be ranked No. 1 in the AP poll for at least six-straight weeks.
- Auburn has been ranked No. 1 in the AP for 11 weeks in program history, first debuting at the top spot on Jan. 24, 2022 until Feb. 7, 2022.
- Finished No. 3 in the final NET rankings in 2024-25, a program-best. The Tigers were 18-6 in Quad 1 games, which were the most wins (18) and games vs. Quad 1 opponents (24) in the country. The next most were 16 wins by Florida, Houston and Michigan State with the next most Quad 1 games coming from Kentucky and Michigan.

AP POLL HISTORY					
RANKED	WEEKS	LAST TIME	GAMES	RECORD	PCT.
No. 1	11	3/3/2025	21	17-4	.809
No. 2	11	1/6/2025	18	12-6	.667
No. 3	5	3/10/2025	9	7-2	.778
No. 4	17	2025 Final	32	25-7	.781
No. 5	7	11/11/2024	13	11-2	.846
No. 6	6	12/14/1999	12	11-1	.917
No. 7	10	3/18/2024	10	7-3	.700
No. 8	12	1/22/2024	22	14-8	.636
No. 9	8	1/3/2022	9	8-1	.889
No. 10	7	2/3/2020	11	6-5	.546
No. 11	12	2024 Preseason	20	16-4	.800
No. 12	10	3/11/2024	14	12-2	.857
No. 13	10	3/4/2024	23	19-4	.826
No. 14	6	2/19/2024	15	11-4	.733
No. 15	4	1/23/2023	9	6-3	.667
No. 16	11	1/29/2024	13	9-4	.692
No. 17	10	3/9/2020	18	14-4	.778
No. 18	5	2024 Final	10	7-3	.700
No. 19	11	12/12/2023	13	9-4	.692
No. 20	10	12/1/2025	15	8-7	.533
No. 21	7	12/8/2025	10	8-2	.800
No. 22	7	11/17/2025	19	15-4	.790
No. 23	3	12/19/2022	7	5-2	.714
No. 24	2	2000 Final	5	3-2	.600
No. 25	2	1/1/2024	2	2-0	1.000
TOTAL			351	262-89	.746

AP POLL (FEB. 2 - WEEK 14)

RK	TEAM	RECORD	PTS	PREV
1	Arizona (50)	22-0	1475	1
2	Michigan	20-1	1388	3
3	UConn	21-1	1367	2
4	Duke	20-1	1314	4
5	Illinois	19-3	1172	9
6	Gonzaga	22-1	1167	6
7	Iowa State	20-2	1130	8
8	Houston	19-2	1067	10
9	Nebraska	20-2	1036	5
10	Michigan State	19-3	950	7
11	Kansas	16-5	847	14
12	Purdue	18-4	697	12
13	Texas Tech	16-5	638	11
14	North Carolina	17-4	633	16
15	Vanderbilt	19-3	627	18
16	BYU	17-4	622	13
17	Florida	16-6	618	19
18	Virginia	18-3	578	17
19	Saint Louis	21-1	353	21
20	Clemson	18-4	284	22
21	Arkansas	16-6	276	15
22	St. John's	16-5	199	25
23	Miami (OH)	22-0	170	24
24	Louisville	15-6	148	20
25	Tennessee	15-6	134	NR

Others receiving votes: Texas A&M, Alabama, Iowa, UCF, Kentucky, Villanova, NC State, AUBURN, Utah State, Miami,

COACHES POLL (FEB. 2 - WEEK 14)

RK	TEAM	RECORD	PTS	PREV
1	Arizona (31)	22-0	775	1
2	Michigan	20-1	728	2
3	UConn	21-1	715	3
4	Duke	20-1	692	4
5	Gonzaga	22-1	625	6
6	Illinois	19-3	599	10
7	Iowa State	20-2	588	9
8	Houston	19-2	586	7
9	Nebraska	20-2	502	5
10	Michigan State	19-3	486	8
11	Kansas	16-5	448	14
12	Purdue	18-4	387	12
13	Texas Tech	16-5	365	11
14	BYU	17-4	315	13
15	Vanderbilt	19-3	311	15
16	Florida	16-6	306	21
17	Virginia	18-3	303	17
18	North Carolina	17-4	280	18
19	Clemson	18-4	217	19
20	Saint Louis	21-1	197	22
21	Arkansas	16-6	154	16
22	St. John's	16-5	132	24
23	Louisville	15-6	72	20
24	Miami (OH)	22-0	68	25
25	Texas A&M	17-4	61	NR

Others receiving votes: Iowa, Tennessee, UCF, Alabama, Villanova, Kentucky, NC State, Utah State, Georgia, Saint Mary's

POLL TRACKER

RK	AP	COACH	NET	KENP
Week 1 (Pre)	20	22	--	--
Week 2 (11/10)	22	25	--	36
Week 3 (11/17)	22	--	--	31
Week 4 (11/24)	21	25	--	23
Week 5 (12/1)	20	24	30	22
Week 6 (12/8)	21	24	34	29
Week 7 (12/15)	21	24	33	29
Week 8 (12/22)	RV	RV	41	37
Week 9 (12/29)	N/A	RV	42	37
Week 10 (1/5)	RV	--	35	34
Week 11 (1/12)	RV	--	36	31
Week 12 (1/19)	--	N/A	36	33
Week 13 (1/26)	RV	--	29	25
Week 14 (2/2)	RV	--	29	26
Week 15	--	--	--	--
Week 16	--	--	--	--
Week 17	--	--	--	--
Week 18	--	--	--	--
Week 19	--	--	--	--
FINAL	--	--	--	--

NEVILLE ARENA



NEVILLE ARENA RECORDS

INDIVIDUAL

Points.....	34, Johni Broome vs. Alabama (3/8/25)
.....	34, Bryce Brown vs. Dayton (12/8/18)
Field Goals.....	15, Johni Broome vs. Alabama (3/8/25)
Field Goals Attempted.....	28, Johni Broome vs. Alabama (3/8/25)
3-Pointers Made.....	8, Bryce Brown vs. South Carolina (3/3/18)
3-Pointers Attempted.....	15, Earnest Ross vs. LSU, 1/8/11)
Free Throws.....	18, Sharife Cooper vs. Missouri (1/26/21)
Free Throws Attempted.....	21, Sharife Cooper vs. Missouri (1/26/21)
Rebounds.....	18, Johni Broome vs. Georgia (2/1/23)
.....	Cinmeon Bowers vs. Alabama (1/19/16)
.....	Cinmeon Bowers vs. Ole Miss (2/20/16)
Assists.....	16, J'Von McCormick vs. CSUN (11/15/19)
Blocks.....	12, Walker Kessler vs. Texas A&M (2/12/22)

TEAM

Points.....	112 vs. Jackson State (11/19/25)
Points in a Half.....	72 vs. Northwestern State (2nd) (11/27/15)
Fewest Points.....	40 vs. Florida (1/20/11)
Field Goals.....	43 vs. Northwestern State (11/27/15)
Field Goals Attempted.....	81 vs. Northwestern State (11/15/13)
Field Goal Percentage.....	.654 vs. Ark.-Pine Bluff, 34 of 52 (12/30/13)
3-Pointers Made.....	22 vs. South Alabama (12/4/20)
3-Pointers Attempted.....	44 vs. LSU (2/8/20)
Free Throws.....	40 vs. Alabama (2/7/24)
Free Throws Attempted.....	50 vs. Alabama (2/7/24)
Free Throw Pct. (Min. 10 att.).....	.938 (15 of 16) vs. CSUN (11/15/19)
Free Throw Pct. (Min. 30 att.).....	.902 (37 of 41) vs. Mississippi St. (2/15/14)
Rebounds.....	66 vs. Mississippi College (11/14/18)
Assists.....	29 vs. Georgia (3/9/24)
Steals.....	20 vs. North Florida (12/29/18)
Blocks.....	17 vs. Nicholls State (12/25/11)

NEVILLE ARENA QUICK FACTS

Year Opened	2010
Capacity	9,121
Constuction Cost	\$86 million
First Event	October 15, 2010
	Harleem Globetrotters
First Men's Game	November 12, 2010 vs. UNC Asheville
All-Time Record	184-65 (.740)
Consecutive Sellouts	80 (1/25/2020-current)
Facility Names	Neville Arena (2022)
	Auburn Arena (2010-22)

NEVILLE ARENA ATTENANCE HISTORY

Season	Games	Attendance	Avg.	Record	Pct
2010-11	20	126,483	6,324	9-11	.450
2011-12	17	110,534	6,502	14-3	.824
2012-13	17	106,375	6,257	7-10	.412
2013-14	18	104,815	5,823	12-6	.667
2014-15	17	133,033	7,825	9-8	.529
2015-16	15	123,244	8,216	8-7	.533
2016-17 ##	15	117,490	7,833	## 4-5	.444
2017-18	16	131,537	8,221	15-1	.938
2018-19	17	138,650	8,156	15-2	.882
2019-20	17	150,721	8,866	16-1	.941
2020-21 **	13	23,712	1,824	** 8-5	.615
2021-22	16	145,936	9,121	16-0	1.000
2022-23	16	145,936	9,121	14-2	.875
2023-24	16	145,936	9,121	15-1	.938
2024-25	15	146,815	9,121	13-2	.867
2025-26	10	82,089	9,121	9-1	.875
16 Seasons	254	1,942,427	7,647	184-65	.740

** Capacity restrictions due to the COVID-19 pandemic

Record from the 2016-17 season, does not include results vacated by the NCAA

LAST TIME - INDIVIDUAL

Scored 30 points Keyshawn Hall (31) vs. Texas (1/28/26)
 Scored 35 points Toney Douglas (38) vs. Nicholls State (11/24/04)
 Scored 40 points Wesley Person (44) vs. UAB (12/16/93)
Two with 20 points Keyshawn Hall (31), Kevin Overton (25)
 vs. Texas (1/28/26)
 Three with 20 points Johni Broome (22), Denver Jones (20),
 Tahaad Pettiford (20) vs. #14 Michigan (3/28/25)
Two with 25 points Keyshawn Hall (31), Kevin Overton (25)
 vs. Texas (1/28/26)
Two with 25 points (SEC) Keyshawn Hall (31), Kevin Overton (25)
 vs. Texas (1/28/26)
 Two with 30 points Wesley Person (33), Aaron Swinson (31)
 vs. Troy State (12/11/91)
20 points in 1st half Keyshawn Hall (22) at #16 Florida (1/24/26)
20 points in 2nd half Keyshawn Hall (25) vs. Texas (1/28/26)
25 points in a half Keyshawn Hall (25, 2nd) vs. Texas (1/28/26)
Consec. 20-point games Keyshawn Hall; 31 vs. Texas (1/28/26);
 21 at Tennessee (1/31/26)
Consec. 30-point games Keyshawn Hall; 32 vs. Texas A&M (1/6/26);
 32 vs. #15 Arkansas (1/10/26)
3+ consec. 20-point games Keyshawn Hall 24 at #16 Florida (1/24/26);
 31 vs. Texas (1/28/26); 21 at Tennessee (1/31/26)
4+ consec. 20-point games Keyshawn Hall 20 vs. #1 Houston (11/16/25);
 20 vs. Wofford (11/11/25); 25 vs. Merrimack (11/6/25);
 28 vs. Bethune-Cookman (11/3/25)
Consec. 20-point games (SEC) Keyshawn Hall 31 vs. Texas (1/28/26);
 21 at Tennessee (1/31/26)
Consec. 25-point games (SEC) Keyshawn Hall; 32 vs. Texas A&M (1/6/26);
 32 vs. #15 Arkansas (1/10/26)
3+ consec. 25-point games (SEC) Chris Denson (29) at LSU (2/8/14);
 (26) vs. Kentucky (2/12/14); (30) vs. Mississippi State (2/15/14)
4+ consec. 25-point games (SEC) Chris Denson
 (25) at S. Carolina (2/5/14); (29) at LSU (2/8/14);
 (26) vs. Kentucky (2/12/14); (30) vs. Mississippi State (2/15/14)
5+ consec. 25-point games (SEC) Keenan Carpenter (44) vs. LSU (1/8/89);
 (28) vs. Mississippi State (2/11/89); (33) at Florida (2/15/89);
 (32) at Ole Miss (2/18/89); (29) vs. Kentucky (2/20/89)
Consec. 20-point games off the bench Jamal Johnson
 (21) at Arkansas (12/30/20); (20) at Texas A&M (1/2/21)
 Zero in double figures at Vanderbilt (1/7/12)
 One in double figures Jamal Johnson (18) at UCF (11/30/20)
Five in double figures T. Pettiford (25), K. Hall (20), K. Overton (19),
 E. Freeham (14), K. Murphy (12), F. Jovic (10) at #23 Georgia (1/3/26)
Five in double figures (SEC) T. Pettiford (25), K. Hall (20), K. Overton (19),
 E. Freeham (14), K. Murphy (12), F. Jovic (10) at #23 Georgia (1/3/26)
 Five starters in double figures C. Baker-Mazara (18), D. Cardwell (10),
 M. Kelly (15), D. Jones (16) J. Broome (20) at #23 Ole Miss (2/1/25)
Six in double figures T. Pettiford (25), K. Hall (20), K. Overton (19),
 E. Freeham (14), K. Murphy (12), F. Jovic (10) at #23 Georgia (1/3/26)
Six in double figures (SEC) T. Pettiford (25), K. Hall (20), K. Overton (19),
 E. Freeham (14), K. Murphy (12), F. Jovic (10) at #23 Georgia (1/3/26)
 15 rebounds Johni Broome (16) vs. #14 Michigan (3/28/25)
 15 rebounds (SEC) Johni Broome (18) vs. Georgia (2/1/23)
 20 rebounds Johni Broome (20) vs. Ohio State (12/14/24)
 25 rebounds Rex Frederick (25) at Ole Miss (1/6/58)
 20 pts & 20 reb Johni Broome (21 pts, 20 reb) vs. Ohio State (12/14/24)
30 pts & 10 reb Keyshawn Hall (32 pts, 12 reb) vs. Texas A&M (1/6/26)
Two with 10 rebounds Keyshawn Hall (14), Filip Jovic (10)
 vs. Merrimack (11/6/25)
 Three with 10 rebounds Korvotney Barber (13), Quantez Robertson (10),
 Lucas Hargrove (10) at Virginia (12/20/08)
Double-double KeShawn Murphy (16 points, 14 reb)
 at Ole Miss (1/20/26)
 Double-double before halftime Johni Broome (17 pts, 11 reb)
 vs. #8 Michigan State (3/30/25)
Consecutive double-doubles Keyshawn Hall (20 pts, 11 reb)
 vs. #1 Houston (11/6/25); (20+11) vs. Wofford (11/11/25)

Three consecutive double-doubles Keyshawn Hall
 20 pts, 11 reb vs. #1 Houston (11/6/25);
 20 pts, 11 reb vs. Wofford (11/11/25); (25 pts, 14 reb) vs. Merrimack (11/6/25)
 Four consecutive double-doubles Johni Broome
 (21 pts, 10 reb) vs. #5 Iowa State (11/25/24); (23+19) vs. #12 North Carolina
 (11/26/24); (21+16) vs. Memphis (11/27/24); (20+12) at #9 Duke (12/4/24)
 5+ straight double-doubles Johni Broome
 (18 pts, 12 reb) vs. Kent State (11/13/24);
 (30+17) vs. North Alabama (11/18/24); (21+10) vs. #5 Iowa State (11/25/24);
 (23+19) vs. #12 North Carolina (11/26/24); (21+16) vs. Memphis (11/27/24);
 (20+12) at #9 Duke (12/4/24)
 Two with double-double Johni Broome (20 pts, 12 reb);
 Dylan Cardwell (10 pts, 13 reb) at #23 Ole Miss (2/1/25)
 Double-double w/points and assists Wendell Green Jr. (16 pts, 12 ast)
 at South Carolina (1/21/23)
 Triple-double Walker Kessler (12 pts, 11 reb, 12 blks) vs. Texas A&M (2/12/22)
 10 assists Wendell Green Jr. (12) at South Carolina (1/21/23)
 15 assists J'Von McCormick (16) vs. CSUN (11/15/19)
 Two with five blocks Devan Cambridge (5), Jaylin Williams (5)
 at Georgia (1/13/21)
 10 blocks Walker Kessler (11) vs. LSU (12/29/21)
Five steals Kevin Overton (5) vs. Bethune-Cookman (11/3/25)
 Five steals (SEC) Miles Kelly (5) at Texas A&M (3/4/25)
 Made 50-straight free throws Chad Baker-Mazara (51) (11/18/24-1/7/25)
 *** school record ***
Made 30-straight free throws Keyshawn Hall (32) (11/6/25-11/25/25)
 Hit buzzer-beater shot to win a game T.J. Dunans vs. Mercer
 (3-pt FG, 76-74) (12/18/16)
Played more than 40 minutes S. Williams-Adams (42) at #23 UGA (OT)
 (1/3/26)

LAST TIME - TEAM

Defeated a ranked team at home.....	vs. #15 Arkansas, 95-73 (1/10/26)
Defeated a ranked team on the road.....	at #16 Florida (1/24/26)
Defeated a ranked team at a neutral site.....	vs. #14 St. John's, 85-74 (11/26/25)
Defeated a Top 10 team at home.....	#6 Tennessee (1/25/25)
Defeated a Top 10 team on the road.....	at #2 Alabama (2/15/25)
Defeated a Top 10 team at a neutral site.....	vs. #8 Michigan State (3/30/25)
Won in overtime.....	vs. Bethune-Cookman, 95-90 (OT) (11/3/25)
Lost in overtime.....	at #23 Georgia, 100-104 (OT) (1/3/26)
Won in double overtime.....	at Ole Miss, 83-82 (2OT) (1/28/20)
Lost in double overtime.....	vs. #22 UConn, 115-109 (2OT) (11/24/21)
Played back-to-back overtime games.....	at Arkansas, W 79-76 (OT) (2/5/20)
.....	vs. LSU, W 91-90 (OT) (2/8/20)
.....	vs. Alabama, W 95-91 (OT) (2/12/20)
Played in three-straight overtime games.....	at Arkansas, W 79-76 (OT) (2/5/20)
.....	vs. LSU, W 91-90 (OT) (2/8/20)
.....	vs. Alabama, W 95-91 (OT) (2/12/20)
Played at least three overtimes.....	vs. Georgia (SECT) (4OT) (3/1/79)
Shot 70% for a half.....	74.1% (20-27) vs. Jackson State (2nd) (11/19/25)
Shot 70% for a half (SEC).....	76.0% (19-25) at Missouri (2nd) (3/5/24)
Shot 60% for a game.....	64.6% (42-65) vs. Jackson State (11/19/25)
Shot 60% for a game (SEC).....	62.1% (36-58) at Georgia (2/24/24)
Shot less than 30% for game.....	23.6% (13-55) at Tennessee (2/4/23)
Shot 100% from the FT line.....	100% (6-6) vs. Long Beach State (12/23/11)
Shot 60% from 3-point line.....	60.0% (12-20) vs. #11 South Carolina (2/14/24)
Shot less than 30% in half.....	28.6% (8-28) [2nd] at #2 Arizona (12/6/25)
Shot less than 20% in half.....	16.7% (4-24) vs. #2 Houston (2nd) (3/18/23)
Shot less than 10% in a half.....	8.3% (2-24) vs. LSU (1st) (1/8/11)
Attempted 50 free throws.....	50 vs. #16 Alabama (2/7/24)
Attempted 40 free throws.....	41 vs. #22 UConn (11/24/21)
Attempted 30 free throws in half.....	30 vs. Chattanooga (2nd) (12/13/25)
Made 40 free throws.....	40 vs. #16 Alabama (2/7/24) *school record*
Made 30 free throws.....	32 at Ole Miss (1/20/26)
Made 30 free throws (SEC).....	32 at Ole Miss (1/20/26)
Made at least 10 3-point field goals.....	11 vs. Texas (1/28/26)
Made at least 15 3-point field goals.....	15 vs. Queens (12/29/25)
Failed to make 3-point field goal.....	vs. Kentucky (0-15) (1/19/13)
Had at least 60 rebounds.....	60 at Arkansas [OT] (2/8/22)
Had at least 50 rebounds.....	55 vs. Merrimack (11/6/25)
Had less than 20 rebounds.....	19 vs. Arkansas (3/9/23)
Had 30+ rebound differential.....	+31 (55-24) vs. Merrimack (11/6/25)
Had at least 25 assists.....	28 vs. Jackson State (11/19/25)
Had at least 20 assists.....	20 vs. Arkansas (1/10/26)
Had at least 15 steals.....	16 vs. Jackson State (11/19/25)
Had at least 10 blocks.....	11 vs. Oklahoma (2/4/25)
Had at least 15 blocks.....	17 vs. Nicholls State (11/25/11)
Failed to block a shot.....	0 at #2 Alabama (3/1/23)
Had at least 25 lead changes.....	31 vs. Bethune-Cookman (11/3/25)
Scored 50 points in a half.....	54 vs. Texas (2nd) (1/28/26)
Scored 50 points in a half (SEC).....	54 vs. Texas (2nd) (1/28/26)
Scored 60 points in a half.....	66 vs. CSUN (1st) (11/15/19)
Scored 60 points in a half (SEC).....	64 at Tennessee (2nd) (2/15/06)
Scored 70 points in a half.....	72 vs. Northwestern State (2nd) (11/27/15)
Scored 100 points.....	100 at #23 Georgia (1/3/26)
Scored 100 points (SEC).....	100 at #23 Georgia (1/3/26)
Scored under 20 points in 1st half.....	19 at Tennessee (2/4/23)
Scored under 20 points in 2nd half.....	14 vs. Tulsa (11/24/14)
Scored under 10 points in a half.....	6 vs. LSU (1st) (1/8/11)
Scored 35 or under points in a game.....	35 vs. Tulsa (11/24/14)
Scored under 50 points in game.....	43 at Tennessee (2/4/23),
.....	vs. Northwestern (11/23/22)
Scored under 50 points in game (SEC).....	43 at Tennessee (2/4/23)

2025-26 AUBURN RECORD BREAKDOWN

Overall	14-8
Home	9-1
Away	2-4
Neutral	3-3
Conference	5-4
Home	3-1
Away	2-3
Non-Conference	9-4
Home	6-0
Away	0-1
Neutral	3-3
Overtime	1-1
Ranked opponents	3-5
Unranked opponents	11-3
Wearing white uniforms	11-3
Wearing navy uniforms	1-3
Wearing orange uniforms	2-2
Leading at half	11-1
Trailing at half	2-7
Tied at half	1-0
Leading with 5:00 remaining in second half	14-0
Trailing with 5:00 remaining in second half	0-8
Tied with 5:00 remaining in second half	0-0
Has more rebounds than opponent	10-3
Has less rebounds than opponent	4-5
Same rebounds as opponent	0-0
Commits more turnovers than opponent	3-2
Commits less turnovers than opponent	11-6
Same turnovers as opponent	0-0
Has more FT attempts than opponent	11-5
Has less FT attempts than opponent	1-3
Same FT attempts as opponent	2-0
Shoots 40% or better from field	14-3
Shoots less than 40% from field	0-5
Opponent shoots 40% or better from field	7-8
Opponent shoots less than 40% from field	7-0
Shoots better than opponent	12-0
Opponent shoots better	2-8
Same FG percentage	0-0
Auburn bench outscores opponent bench	9-2
Opponent bench outscores Auburn bench	5-6
Same points off the bench	0-0
Auburn scores 100 or more	2-1
Auburn scores between 90-99	5-0
Auburn scores between 80-89	3-1
Auburn scores between 70-79	4-3
Auburn scores between 60-69	0-3
Auburn scores less than 60	0-0
Opponent scores 100 or more	0-2
Opponent scores between 90-99	1-2
Opponent scores between 80-89	1-2
Opponent scores between 70-79	5-2
Opponent scores between 60-69	6-0
Opponent scores less than 60	1-0
Five-plus players score in double-figures	3-1
Four players score in double figures	4-2
Three players score in double figures	5-2
Two players score in double figures	2-3
One player scores in double figures	0-0
On Sunday	0-1
On Monday	3-0
On Tuesday	2-2
On Wednesday	4-1
On Thursday	1-0
On Friday	0-0
On Saturday	4-4
In November	6-2
In December	3-2
In January	5-4
In February	0-0
In March	0-0
In April	0-0

WIN/LOSS MARGIN

	1	2	3	4	5	6	7	8	9	10	11-20	20+
Wins	--	--	--	1	1	1	--	--	1	1	4	5
Losses	1	1	--	1	--	--	--	1	--	1	--	3

DOUBLE-DOUBLES

Player	Opponent	Statistics
Keyshawn Hall (1)	Merrimack (11/6)	25 pts, 14 reb
Keyshawn Hall (2)	Wofford (11/11)	20 pts, 11 reb
Keyshawn Hall (3)	vs. #1 Houston (11/16)	20 pts, 11 reb
Keyshawn Hall (4)	NC State (12/3)	28 pts, 10 reb
Keyshawn Hall (5)	vs. Chattanooga (12/13)	22 pts, 11 reb
Filip Jovic (1)	at #23 Georgia	10 pts, 10 reb
Keyshawn Hall (6)	Texas A&M	32 pts, 12 reb
KeShawn Murphy (1)	#15 Arkansas	16 pts, 10 reb
KeShawn Murphy (2)	at Ole Miss	16 pts, 14 reb

GAME LEADERS

Points

Keyshawn Hall	10
Tahaad Pettiford	5
Kevin Overton	3
Elyjah Freeman	3
Filip Jovic	1
KeShawn Murphy	1

Rebounds

Keyshawn Hall	10
KeShawn Murphy	9
Filip Jovic	3
Elyjah Freeman	1
Kevin Overton	1
Williams Adams	1

Assists

Tahaad Pettiford	10
Keyshawn Hall	6
Elyjah Freeman	2
KeShawn Murphy	2
Kevin Overton	2
Sebastian Williams-Adams	2
Kaden Magwood	1

MISCELLANEOUS

Largest margin of victory	+56 (112-66) vs. Jackson State (11/19/25)
Smallest margin of victory	+4 (71-67) vs. South Carolina (1/14/26)
Largest margin of defeat	-30 (72-102) vs. #7 Michigan (11/25/25)
Smallest margin of defeat	-1 (72-73) vs. #1 Houston (11/16/25)
Average margin of victory/defeat	+18.3/-14.0
Biggest rebound margin	+31 (55-24) vs. Merrimack (11/6/25)
Biggest rebound deficit	-16 (35-51) vs. #7 Michigan (11/25/25)
	-16 (46-30) at Tennessee (1/31/26)
Largest halftime lead	+36 (57-31) vs. Queens (12/29/25)
Largest halftime lead blown	10 vs. Texas A&M (1/6/26)
Largest halftime deficit	-28 (31-59) vs. #7 Michigan (11/25/25)
Largest halftime deficit overcome to win	-9 (30-39) vs. #14 St. John's (11/26/25)
Largest overall lead	+49 (2nd Half) vs. Jackson State (11/19/25)
Largest overall lead blown	16 vs. Texas A&M (1/6/26)
Largest overall deficit	-35 (2nd Half) vs. #7 Michigan (11/25/25)
Largest deficit overcome to win	-14 (1st Half) vs. Texas (1/28/26)

TEAM EXTREMES

Most points scored	112 vs. Jackson State (11/19/25)
Fewest points scored	60 vs. #6 Purdue (12/20/25)
Most rebounds	55 vs. Merrimack (11/6/25)
Fewest rebounds	23 vs. Texas (1/28/26)
Most assists	28 vs. Jackson State (11/19/25)
Fewest assists	3 vs. #7 Michigan (11/25/25)
Most turnovers	20 vs. NC State (12/3/25)
Fewest turnovers	3 vs. Texas (1/28/26)
Most steals	16 vs. Jackson State (11/19/25)
Fewest steals	1 vs. Chattanooga (12/13/25)
Most blocks	9, 3x, last vs. Queens (12/29/25)
Fewest blocks	1 vs. Purdue (12/20/25)
	1 at Tennessee (1/31/26)
Best shooting percentage	64.6% (42-65) vs. Jackson State (11/19/25)
Worst shooting percentage	33.3% (21-63) at #2 Arizona (12/6/25)
Best 3-pt. percentage	54.5% (12-22) vs. NC State (12/3/25)
Worst 3-pt. percentage	10.5% (2-19) vs. South Carolina (1/17/26)
Best FT percentage	90.5% (19-21) at #16 Florida (1/24/26)
Worst FT percentage	54.5% (18-33) vs. #7 Michigan (11/25/25)
Most points (1st half)	57 vs. Queens (12/29/25)
Fewest points (1st half)	28 vs. Ole Miss (1/20/26)
Most points (2nd half)	57 vs. Jackson State (11/19/25)
Fewest points (2nd half)	28 vs. Purdue (12/20/25)
Most points (OT)	14 vs. Bethune-Cookman (11/3/25)
Fewest points (OT)	8 at #23 Georgia (1/3/26)

STARTING LINEUPS

Record when starting lineup is:

Hall, Murphy, Overton, Pettiford, Williams-Adams	6-3
Freeman, Hall, Murphy, Overton, Pettiford	3-3
Freeman, Hall, Jovic, Overton, Pettiford	1-0
Hall, Jovic, Overton, Pettiford, Williams-Adams	1-0
Freeman, Hall, Jovic, Pettiford, Williams-Adams	1-0
Freeman, Murphy, Overton, Pettiford, Williams-Adams	1-0
Freeman, Hall, Murphy, Pettiford, Williams-Adams	1-0
Hall, Magwood, Murphy, Overton, Williams-Adams	0-2

Record when starts (Career):

Keyshawn Hall	13-8 (47-34)
Kevin Overton	12-8 (40-15)
Filip Jovic	3-0 (3-0)
Tahaad Pettiford	14-6 (14-6)
Elyjah Freeman	8-3 (31-8)
KeShawn Murphy	11-8 (14-8)
Sebastian Williams-Adams	10-5 (10-5)



O TAHAAD PETTIFORD

Guard | Sophomore | 6-1 | 170 | tuh-HAAD
Jersey City, N.J. (Hudson Catholic Regional HS)

2025-26 STATS

G-GS	PPG	RPG	APG	FG%	3PT%	FT%
22-20	13.3	2.9	3.3	35.9%	26.2%	82.7%

2025-26 NOTES

Career vs. Alabama: 16.0 ppg, 2.5 rpg, 3.0 apg in 28.7 mpg ... Eighth in SEC in assists (3.8) in conference action ... SEC play: 11.8 ppg, 3.2 rpg, 3.7 apg ... Last 3 games: 11.3 ppg, 3.5 apg ... Second on AU in scoring (13.3 ppg), minutes (31.3 mpg) and first in assists (3.3 apg) ... Hit 13 FTs in a row dating back to first half of S. Carolina win ... 12 second half points in win at Ole Miss ... Career-high 30 points in loss at No. 2 Arizona ... Scored 50 points in two games vs. Arizona and Chattanooga, hitting 10-of-18 from 3 ... Averaged 22.3 ppg, 3.0 rpg, 2.3 apg, 1.3 spg on 48.9% FG, 42.1% 3FG, 86.7% FT in three games at Players Era ... Then career-high 27 points, including 18 in second half in win over No. 14 St. John's ... 12 consecutive AU points in two-minute span in second half against St. John's to break a tie into a 6-point AU lead ... No. 35 prospect in ESPN's 2025 NBA draft rankings ... Participated in the 2025 NBA draft combine ... 42-inch max vertical leap was second highest at combine.

2025-26 GAME-BY-GAME STATISTICS

Opponent	Date	GS	Min.	FG-A	3FG-A	FT-A	O-D-T	PF	A	TO	BLK	STL	PTS
BETHUNE-COOKMAN	11/3	*	40	4-13	2-9	1-3	0-1-1	1	5	2	1	1	11
MERRIMACK	11/6	*	26	4-13	1-7	4-4	2-2-4	0	1	1	0	2	13
WOFFORD	11/11	*	26	4-17	1-7	0-0	2-2-4	2	5	2	1	1	9
vs. Houston	11/16	*	33	5-14	3-8	2-3	0-1-1	1	1	1	2	2	15
JACKSON STATE	11/19	*	22	2-9	0-5	2-2	1-2-3	1	5	3	0	0	6
vs. Oregon	11/24	*	29	9-18	1-5	5-6	1-3-4	5	4	3	1	0	24
vs. Michigan	11/25	*	24	4-10	4-6	4-5	1-0-1	3	1	1	0	1	16
vs. St. John's	11/26	*	37	10-19	3-8	4-4	0-4-4	2	2	3	1	3	27
NC STATE	12/3	*	21	1-7	0-3	4-5	1-2-3	2	1	4	4	0	6
at Arizona	12/6	*	35	10-19	5-9	5-5	0-3-3	2	1	2	1	1	30
vs. Chattanooga	12/13	*	30	5-11	5-9	5-6	0-1-1	3	2	3	0	0	20
vs. Purdue	12/20	*	25	2-7	1-5	0-0	0-2-2	1	1	1	0	1	5
QUEENS	12/29	*	29	1-8	1-5	2-2	1-3-4	3	9	4	1	2	5
at Georgia	1/3	*	32	10-21	3-11	2-3	0-3-3	5	4	4	0	2	25
TEXAS A&M	1/6	*	32	3-9	1-6	4-5	0-4-4	3	2	2	0	0	11
ARKANSAS	1/10	*	30	3-9	0-4	0-1	0-4-4	3	7	2	0	2	6
at Missouri	1/14	*	32	3-12	0-5	3-4	1-2-3	4	2	1	0	2	9
SOUTH CAROLINA	1/17	*	34	2-8	1-5	4-6	0-2-2	2	5	1	2	0	9
at Ole Miss	1/20	*	34	5-12	1-5	6-6	0-2-2	1	3	2	0	0	17
at Florida	1/24	*	36	4-10	1-4	2-2	1-4-5	3	1	4	0	0	11
TEXAS	1/28	*	36	2-10	1-4	2-2	0-3-3	3	3	0	0	0	7
at Tennessee	1/31	*	35	4-14	2-11	1-1	0-3-3	3	7	2	0	1	11
ALABAMA	2/7												
VANDERBILT	2/10												
at Arkansas	2/14												
at Mississippi State	2/18												
KENTUCKY	2/21												
at Oklahoma	2/24												
OLE MISS	2/28												
LSU	3/3												

CAREER HONORS

- Blue Ribbon Yearbook Preseason First Team All-America
- Sporting News Preseason Third Team All-America
- Jay Bilas Preseason Third Team All-America
- Jon Rothstein Preseason Honorable Mention All-America
- NABC Player of the Year Preseason Watch List
- USBWA Player of the Year Preseason Watch List
- Naismith Player of the Year Preseason Watch List
- Oscar Robertson Trophy Preseason Watch List
- Bob Cousy Award Preseason Watch List
- SEC Preseason First Team All-SEC (Coaches)
- SEC Preseason First Team All-SEC (Media)
- 2025 NCAA South Regional All-Tournament Team
- 2024-25 NABC DI All-Southeast District Second Team
- 2024-25 SEC All-Freshman Team
- 2024 McDonald's High School All-American
- 2024 Jordan Brand Classic Boys National Team

SEASON SUPERLATIVES

Points	30	at #2 Arizona (12/6)
Rebounds	5	at #16 Florida (1/24)
Assists	9	vs. Queens (12/29)
Blocks	4	vs. NC State (12/3)
Steals	3	vs. #14 St. John's (11/26)
FG Made	10	3x, last at #23 Georgia (1/3)
FG Att	21	at #23 Georgia (1/3)
3-Pt FG Made	5	2x, last vs. Chattanooga (12/13)
3-Pt FG Att	11	2x, last at Tennessee (1/31)
FTs Made	6	at Ole Miss (1/20)
FTs Att	6	2x, last at Ole Miss (1/20)
Minutes	40	vs. Bethune-Cookman (11/3)

CAREER SUPERLATIVES

Points	30	at #2 Arizona (12/6/25)
Rebounds	6	vs. Creighton (3/22/25)
Assists	9	vs. Queens (12/29/25)
Blocks	4	vs. NC State (12/3/25)
Steals	4	vs. Mississippi State (1/14/25)
FG Made	10	3x, last at #23 Georgia (1/3/26)
FG Att	21	at #23 Georgia (1/3/26)
3-Pt FG Made	6	at Texas A&M (3/4/25)
3-Pt FG Att	11	2x, last at Tennessee (1/31/26)
FTs Made	8	at Kentucky (3/1/25)
FTs Att	9	at Kentucky (3/1/25)
Minutes	40	vs. Bethune-Cookman (11/3/25)

MISCELLANEOUS

	25-26	Career
10+ Points	13	35
20+ Points	5	11
10+ Rebounds	--	--
5+ Assists	7	15
3+ Steals	1	2
3+ Blocks	1	3
Double-Doubles	--	--
Dunks	3	8
Led AU in Points	5	12
Led AU in Rebounds	--	--
Led AU in Assists	9	24

CAREER STATISTICS

SEASON	TEAM	GP-GS	MIN/AVG	Field Goals		3-Point		F-Throws		Rebounds				Scoring						
				FG-FGA	FG%	3FG-3FGA	3FG%	FT-FTA	FT%	OFF	DEF	TOT	AVG	PF-FO	A	TO	BLK	STL	PTS	AVG
2024-25	AU	38-1	871/22.9	146-347	.421	70-191	.366	78-97	.804	9	75	84	2.2	91-1	113	62	7	33	440	11.6
2025-26	AU	22-20	688/31.3	97-270	.359	37-141	.262	62-75	.827	11	53	64	2.9	53-2	72	49	14	21	293	13.3
TOTAL		60-21	1558/26.0	243-617	.394	107-332	.322	140-172	.814	20	128	148	2.5	144-3	185	111	21	54	733	12.2



1 KEVIN OVERTON

Guard/Forward | Junior | 6-5 | 200
Oklahoma City, Okla. (Texas Tech/Drake)

2025-26 STATS

G-GS	PPG	RPG	APG	FG%	3PT%	FT%
22-20	12.4	3.2	1.2	41.5%	34.8%	87.0%

2025-26 NOTES

SEC FT% leader in conference play (96.6) ... Hit 50 of last 53 FTs (94.3%) including 23 in a row ... AU 7-0 when KO shoots 50% or better from field ... First on team in 3FGs (40), FT% (87.0) and steals (1.5 spg) ... 25 pts vs. Texas in last game at Neville Arena ... SEC play: 12.3 ppg, 3.2 rpg, 1.2 spg, 96.6 FT% ... Double-figure scoring in 8 of 10 home games ... 13th in SEC in steals (1.50 spg) ... Streak of career-best six consecutive games (17.2 ppg) in double figure scoring snapped vs. S. Carolina ... Month of December: 16.8 ppg, 15-of-33 (45.5%) from beyond the arc ... Team-high 22 points and five rebounds vs. #6 Purdue ... Then career and game-high 29 points on 8-of-13 shooting, including 6-of-9 from 3 vs. NC State ... 12 points, team-high 5 assists, 2 steals vs. No. 14 St. John's ... 13 points and 5 steals, including 2 at the end of regulation/overtime that helped the Tigers to victory in opener vs. Bethune-Cookman.

2025-26 GAME-BY-GAME STATISTICS

Opponent	Date	GS	Min.	FG-A	3FG-A	FT-A	O-D-T	PF	A	TO	BLK	STL	PTS
BETHUNE-COOKMAN	11/3	*	35	5-12	0-3	3-3	1-2-3	0	1	0	1	5	13
MERRIMACK	11/6	*	20	2-4	1-3	1-2	0-4-4	5	0	2	0	0	6
WOFFORD	11/11	*	24	5-10	3-7	0-0	0-2-2	1	1	1	0	3	13
vs. Houston	11/16	*	33	2-7	2-5	7-11	3-2-5	2	1	1	0	0	13
JACKSON STATE	11/19	*	22	3-6	3-6	4-4	0-2-2	2	2	0	0	2	13
vs. Oregon	11/24	*	30	3-10	0-4	0-0	0-2-2	1	0	0	0	2	6
vs. Michigan	11/25	*	18	0-5	0-4	2-4	1-2-3	1	0	1	0	1	2
vs. St. John's	11/26	*	38	3-7	1-2	5-5	0-3-3	1	5	1	0	2	12
NC STATE	12/3	*	38	8-13	6-9	7-7	2-7-9	1	0	0	0	0	29
at Arizona	12/6	*	27	1-8	0-4	6-6	0-2-2	2	2	2	0	2	8
vs. Chattanooga	12/13	*	11	1-3	0-2	0-0	0-0-0	0	1	0	0	0	2
vs. Purdue	12/20	*	36	8-18	4-11	2-4	3-2-5	3	2	1	0	1	22
QUEENS	12/29	*	30	8-12	5-7	2-2	0-2-2	3	1	1	0	4	23
at Georgia	1/3	*	39	7-15	2-7	3-3	2-5-7	3	2	2	1	1	19
TEXAS A&M	1/6	*	32	6-16	2-7	2-2	2-1-3	3	1	1	0	1	16
ARKANSAS	1/10	*	29	3-8	1-5	3-4	1-3-4	0	1	2	0	1	10
at Missouri	1/14	*	32	4-10	3-7	2-2	1-0-1	3	0	2	0	1	13
SOUTH CAROLINA	1/17	*	38	3-8	1-5	2-2	1-4-5	3	3	2	0	3	9
at Ole Miss	1/20	*	24	0-5	0-4	2-2	0-4-4	2	1	0	0	0	2
at Florida	1/24	*	26	3-4	0-0	4-4	0-1-1	4	1	0	0	2	10
TEXAS	1/28	*	33	6-9	5-7	8-8	0-1-1	3	1	0	0	1	25
at Tennessee	1/31	*	30	2-10	1-7	2-2	1-2-3	3	0	2	0	1	7
ALABAMA	2/7												
VANDERBILT	2/10												
at Arkansas	2/14												
at Mississippi State	2/18												
KENTUCKY	2/21												
at Oklahoma	2/24												

CAREER STATISTICS

SEASON	TEAM	GP-GS	MIN/AVG	Field Goals		3-Point		F-Throws		Rebounds				Scoring						
				FG-FGA	FG%	3FG-3FGA	3FG%	FT-FTA	FT%	OFF	DEF	TOT	AVG	PF-FO	A	TO	BLK	STL	PTS	AVG
2023-24	DRA	35-35	1047/29.9	135-307	.440	62-179	.346	62-78	.795	28	89	117	3.3	77-0	38	18	6	21	394	11.3
2024-25	TTU	36-1	801/22.2	95-225	.422	39-118	.331	53-68	.779	32	100	132	3.7	69-1	32	33	6	18	282	7.8
2025-26	AU	22-20	646/29.4	83-200	.415	40-115	.348	67-77	.870	18	53	71	3.2	46-1	26	21	2	33	273	12.4
TOTAL FOR AU		22-20	646/29.4	83-200	.415	40-115	.348	67-77	.870	18	53	71	3.2	46-1	26	21	2	33	273	12.4
TOTAL		93-56	2494/26.8	313-732	.428	141-412	.342	182-223	.816	78	242	320	3.4	192-2	96	72	14	72	949	10.2

CAREER HONORS

- 2024 Missouri Valley Conference All-Freshman Team
- Four-time MVC Freshman of the Week

SEASON SUPERLATIVES

Points	29	vs. NC State (12/3)
Rebounds	9	vs. NC State (12/3)
Assists	5	vs. #14 St. John's (11/26)
Blocks	1	2x, last at #23 Georgia (1/3)
Steals	5	vs. Bethune-Cookman (11/3)
FG Made	8	2x, last vs. Queens (12/29)
FG Att	18	vs. #6 Purdue (12/20)
3-Pt FG Made	6	vs. NC State (12/3)
3-Pt FG Att	11	vs. #6 Purdue (12/20)
FTs Made	8	vs. Texas (1/28)
FTs Att	11	vs. #1 Houston (11/15)
Minutes	39	at #23 Georgia (1/3)

CAREER SUPERLATIVES

Points	29	vs. NC State (12/3/25)
Rebounds	9	vs. NC State (12/3) at Missouri State (1/24/24)
Assists	5	vs. #14 St. John's (11/26/25)
Blocks	1	3x, last at #23 Georgia (1/3/26)
Steals	5	vs. Bethune-Cookman (11/3/25)
FG Made	8	3x, last vs. Queens (12/29/25)
FG Att	18	vs. #6 Purdue (12/20/25)
3-Pt FG Made	6	vs. NC State (12/3/25)
3-Pt FG Att	11	vs. #6 Purdue (12/20/25)
FTs Made	8	2x, last vs. Texas (1/28/26)
FTs Att	9	vs. Northwestern St. (11/8/24)
Minutes	43	at Missouri State (1/24/24)

MISCELLANEOUS

	25-26	Career
10+ Points	14	44
20+ Points	4	9
10+ Rebounds	--	--
5+ Assists	1	1
3+ Steals	4	5
3+ Blocks	--	--
Double-Doubles	--	--
Dunks	3	--
Led AU in Points	3	3
Led AU in Rebounds	1	1
Led AU in Assists	1	1



2 ABDUL BASHIR

Guard | Junior | 6-7 | 165 | bah-SHEER
Omaha, Neb. (Casper [Wyo.] College)

2025-26 STATS

G-GS	PPG	RPG	APG	FG%	3PT%	FT%
6-0	2.0	0.5	0.5	26.7%	15.4%	100.0%

2025-26 NOTES

Action in six games averaging 2.0 ppg, 0.5 rpg, 0.5 apg ... 10 points in 15 minutes against Merrimack, hitting 2-of-5 from behind the arc ... Made 131 three pointers as Casper College, which led NJCAA Division I last season ... 255 made threes in two years at Casper.

2025-26 GAME-BY-GAME STATISTICS

Opponent	Date	GS	Min.	FG-A	3FG-A	FT-A	O-D-T	PF	A	TO	BLK	STL	PTS
BETHUNE-COOKMAN	11/3		9	0-2	0-2	0-0	0-1-1	1	0	1	0	0	0
MERRIMACK	11/6		15	3-6	2-5	2-2	0-0-0	0	1	1	0	0	10
WOFFORD	11/11		14	1-3	0-2	0-0	0-0-0	1	0	1	0	1	2
vs. Houston	11/16		2	0-1	0-1	0-0	0-0-0	0	0	0	0	0	0
JACKSON STATE	11/19		13	0-3	0-3	0-0	0-2-2	1	2	0	0	0	0
vs. Oregon	11/24					DNP							
vs. Michigan	11/25		1	0-0	0-0	0-0	0-0-0	0	0	0	0	0	0
vs. St. John's	11/26					DNP							
NC STATE	12/3					DNP							
at Arizona	12/6					DNP							
vs. Chattanooga	12/13					DNP							
vs. Purdue	12/20					DNP							
QUEENS	12/29					DNP							
at Georgia	1/3					DNP							
TEXAS A&M	1/6					DNP							
ARKANSAS	1/10					DNP							
at Missouri	1/14					DNP							
SOTH CAROLINA	1/17					DNP							
at Ole Miss	1/20					DNP							
at Florida	1/24					DNP							
TEXAS	1/28					DNP							
at Tennessee	1/31					DNP							
ALABAMA	2/7												
VANDERBILT	2/10												
at Arkansas	2/14												
at Mississippi State	2/18												
KENTUCKY	2/21												
at Oklahoma	2/24												
OLE MISS	2/28												
LSU	3/3												
at Alabama	3/7												

CAREER HONORS

- 2025 NJCAA Division I All-American (second team)

SEASON SUPERLATIVES

Points	10	vs. Merrimack (11/6)
Rebounds	2	vs. Jackson State (11/19)
Assists	2	vs. Jackson State (11/19)
Blocks	--	
Steals	1	vs. Wofford (11/11/25)
FG Made	3	vs. Merrimack (11/6)
FG Att	2	vs. Bethune-Cookman (11/3)
3-Pt FG Made	2	vs. Merrimack (11/6)
3-Pt FG Att	5	vs. Merrimack (11/6)
FTs Made	2	vs. Merrimack (11/6)
FTs Att	2	vs. Merrimack (11/6)
Minutes	15	vs. Merrimack (11/6)

CAREER SUPERLATIVES

Points	10	vs. Merrimack (11/6/25)
Rebounds	2	vs. Jackson State (11/19/25)
Assists	2	vs. Jackson State (11/19/25)
Blocks	--	
Steals	1	vs. Wofford (11/11/25)
FG Made	3	vs. Merrimack (11/6/25)
FG Att	6	vs. Merrimack (11/6/25)
3-Pt FG Made	2	vs. Merrimack (11/6/25)
3-Pt FG Att	5	vs. Merrimack (11/6/25)
FTs Made	2	vs. Merrimack (11/6/25)
FTs Att	2	vs. Merrimack (11/6/25)
Minutes	15	vs. Merrimack (11/6/25)

MISCELLANEOUS

	25-26	Career
10+ Points	1	1
20+ Points	--	--
10+ Rebounds	--	--
5+ Assists	--	--
3+ Steals	--	--
3+ Blocks	--	--
Double-Doubles	--	--
Dunks	--	--
Led AU in Points	--	--
Led AU in Rebounds	--	--
Led AU in Assists	--	--

CAREER STATISTICS

SEASON	TEAM	GP-GS	MIN/AVG	Field Goals		3-Point		F-Throws		Rebounds				Scoring						
				FG-FGA	FG%	3FG-3FGA	3FG%	FT-FTA	FT%	OFF	DEF	TOT	AVG	PF-FO	A	TO	BLK	STL	PTS	AVG
2025-26	AU	6-0	54/9.0	4-15	.267	2-13	.154	2-2	1.000	0	3	3	0.5	3-0	3	3	0	1	12	2.0
TOTAL		6-0	54/9.0	4-15	.267	2-13	.154	2-2	1.000	0	3	3	0.5	3-0	3	3	0	1	12	2.0



3 KESHAWN MURPHY

Forward | Senior | 6-10 | 230
Birmingham, Ala. (Mississippi State)

2025-26 STATS

G-GS	PPG	RPG	APG	FG%	3PT%	FT%
20-19	10.3	6.6	1.2	57.1%	35.7%	70.6%

2025-26 NOTES

13.0 ppg, 8.0 rpg and two double-doubles in AU's 5 SEC wins ... Steal in seven consecutive games ... Fifth in SEC with 7.8 rpg in conference games ... SEC play: 11.1 ppg, team-high 7.8 rpg ... Best game in AU uniform at Ole Miss with 16 pts, 14 reb ... Shooting 62.5% (70-of-112) from two on season ... AU 4-game SEC win streak: 12.3 ppg, 7.5 rpg, 1.3 bpg, 1.3 spg ... Shot 50%+ in 18 of 20 games played ... Double figure scoring in 5 of 9 SEC games vs. 3 of 11 non-con games ... First double-double at AU in win over #15 Arkansas with 16 pts, 10 reb ... 19 points in 20 minutes vs. Jackson State ... 7 pts, 5 rebs in 31 minutes in first AU start vs. #1 Houston ... Sat out Merrimack and Wofford games with sprained ankle ... Strong showing in AU opener, with 17 points (8-of-9 FG), 8 rebounds and 4 assists in 23 minutes off bench ... Graduated in summer of 2025 from Miss. State.

2025-26 GAME-BY-GAME STATISTICS

Opponent	Date	GS	Min.	FG-A	3FG-A	FT-A	O-D-T	PF	A	TO	BLK	STL	PTS
BETHUNE-COOKMAN	11/3		23	8-9	1-1	0-1	3-5-8	1	4	0	1	1	17
MERRIMACK	11/6					DNP							
WOFFORD	11/11					DNP							
vs. Houston	11/16	*	31	3-6	0-0	1-2	1-4-5	1	3	0	0	0	7
JACKSON STATE	11/19	*	20	8-11	0-3	3-5	3-4-7	1	0	1	0	3	19
vs. Oregon	11/24	*	18	3-5	1-2	0-0	0-2-2	4	1	0	0	0	7
vs. Michigan	11/25	*	25	5-10	2-3	0-1	0-5-5	3	1	0	1	0	12
vs. St. John's	11/26	*	22	4-6	1-1	0-0	3-3-6	4	1	1	2	1	9
NC STATE	12/3	*	15	1-1	1-1	0-0	0-1-1	0	1	2	0	0	3
at Arizona	12/6	*	28	4-8	0-1	0-0	4-4-8	2	1	3	0	1	8
vs. Chattanooga	12/13	*	22	3-6	0-2	3-4	1-8-9	1	0	2	2	0	9
vs. Purdue	12/20	*	26	2-4	0-0	2-4	1-3-4	2	2	1	1	1	6
QUEENS	12/29	*	22	3-6	1-2	2-4	1-5-6	3	2	1	3	2	9
at Georgia	1/3	*	22	4-7	0-3	4-5	4-3-7	3	0	1	0	1	12
TEXAS A&M	1/6	*	27	4-8	0-1	0-1	5-3-8	0	1	1	1	0	8
ARKANSAS	1/10	*	27	6-10	2-3	2-2	1-9-10	2	1	0	0	1	16
at Missouri	1/14	*	21	3-9	0-0	3-4	6-2-8	1	0	0	0	1	9
SOUTH CAROLINA	1/17	*	21	4-7	0-1	3-3	1-1-2	1	1	0	2	1	11
at Ole Miss	1/20	*	23	5-8	0-0	6-7	4-10-14	1	1	0	1	1	16
at Florida	1/24	*	31	5-9	0-2	6-6	2-7-9	0	1	0	2	2	16
TEXAS	1/28	*	26	2-3	1-2	1-2	0-5-5	4	0	0	0	1	6
at Tennessee	1/31	*	23	3-7	0-0	0-0	2-5-7	2	2	1	1	1	6
ALABAMA	2/7												
VANDERBILT	2/10												
at Arkansas	2/14												
at Mississippi State	2/18												
KENTUCKY	2/21												
at Oklahoma	2/24												
OLE MISS	2/28												

SEASON SUPERLATIVES

Points	19	vs. Jackson State (11/19)
Rebounds	14	at Ole Miss (1/20)
Assists	4	vs. Bethune-Cookman (11/3)
Blocks	3	vs. Queens (12/29)
Steals	3	vs. Jackson State (11/19)
FG Made	8	vs. Jackson State (11/19) vs. Bethune-Cookman (11/3)
FG Att	11	vs. Jackson State (11/19)
3-Pt FG Made	2	2x, last vs. #15 Arkansas (1/10)
3-Pt FG Att	3	4x, last vs. #15 Arkansas (1/10)
FTs Made	6	2x, last at #16 Florida (1/24)
FTs Att	7	at Ole Miss (1/20)
Minutes	31	vs. #1 Houston (11/15)

CAREER SUPERLATIVES

Points	20	vs. Pitt (12/4/24)
Rebounds	14	2x, last at Ole Miss (1/20/26)
Assists	4	4x, last vs. Bethune-Cookman (11/3/25)
Blocks	4	vs. South Carolina (11/28/24)
Steals	3	4x, last vs. Jackson State (11/19/25)
FG Made	8	8x, last vs. Jackson State (11/19/25)
FG Att	14	3x, last vs. Florida (2/11/25)
3-Pt FG Made	3	vs. Alabama (12/28/22)
3-Pt FG Att	4	3x, last vs. Georgia (2/7/24)
FTs Made	8	vs. Utah (11/17/24)
FTs Att	10	vs. Utah (11/27/24)
Minutes	34	at Memphis (12/21/24)

MISCELLANEOUS

	25-26	Career
10+ Points	8	35
20+ Points	--	1
10+ Rebounds	2	9
5+ Assists	--	--
3+ Steals	1	1
3+ Blocks	1	--
Double-Doubles	2	7
Dunks	16	--
Led AU in Points	1	1
Led AU in Rebounds	9	9
Led AU in Assists	2	2

CAREER STATISTICS

SEASON	TEAM	GP-GS	MIN/AVG	Field Goals		3-Point		F-Throws		Rebounds				Scoring						
				FG-FGA	FG%	3FG-3FGA	3FG%	FT-FTA	FT%	OFF	DEF	TOT	AVG	PF-FO	A	TO	BLK	STL	PTS	AVG
2022-23	MS	19-0	195/10.3	23-55	.418	9-32	.281	7-11	.636	11	21	32	1.7	15-0	15	12	10	10	62	3.3
2023-24	MS	21-0	279/13.3	39-85	.459	5-28	.179	16-23	.696	25	40	65	3.1	23-0	20	21	8	4	99	4.7
2024-25	MS	34-3	816/24.0	167-295	.566	4-27	.148	60-97	.619	79	171	250	7.4	65-1	54	52	38	31	398	11.7
2025-26	AU	20-19	471/23.5	80-140	.571	10-28	.357	36-51	.706	42	89	131	6.6	36-0	23	14	17	18	206	10.3
TOTAL FOR AU		20-19	471/23.5	80-140	.571	10-28	.357	36-51	.706	42	89	131	6.6	36-0	23	14	17	18	206	10.3
TOTAL		94-22	1760/18.7	309-575	.537	28-115	.243	119-182	.654	157	321	478	5.1	139-1	112	99	73	63	765	8.1



5 KADEN MAGWOOD

Guard | Freshman | 6-2 | 175 | K-den
Louisville, Ky. (Combine Academy [NC])

2025-26 STATS

G-GS	PPG	RPG	APG	FG%	3PT%	FT%
15-2	3.3	1.1	1.9	37.7%	28.0%	100.0%

2025-26 NOTES

Started first two SEC games ... Leads team with 2.6 A/TO ratio ... 25 assists and just 9 TOs in last 141 minutes of action (12 games) ... Fourth on team in assists 1.9 apg ... In three games at Players Era averaged 4.7 ppg in 8.7 mpg off the bench ... Eight assists vs. Jackson State were most by AU freshman since Sharife Cooper had eight at Kentucky on Feb. 13, 2021 ... 6 pts, 8 ast, 2 stl, 2 reb in season-high 19 min. vs. Jackson State ... Career-high 9 points on 4-of-6 shooting against Wofford ... Three points and three assists in 15 minutes vs. Merrimack ... 15 points in 20 minutes in starting nod against Memphis in second exhibition game ... No. 39 overall player in the Class of 2025 by ESPN.

2025-26 GAME-BY-GAME STATISTICS

Opponent	Date	GS	Min.	FG-A	3FG-A	FT-A	O-D-T	PF	A	TO	BLK	STL	PTS
BETHUNE-COOKMAN	11/3		6	0-2	0-1	0-0	1-0-1	1	0	1	0	0	0
MERRIMACK	11/6		15	1-5	1-4	0-0	0-2-2	0	3	1	1	0	3
WOFFORD	11/11		14	4-6	1-3	0-0	0-0-0	2	1	0	0	0	9
vs. Houston	11/16		8	1-3	1-2	0-0	1-0-1	1	0	0	0	0	3
JACKSON STATE	11/19		19	3-6	0-2	0-0	1-1-2	3	8	1	0	2	6
vs. Oregon	11/24		7	2-4	0-1	0-0	0-0-0	0	3	1	0	2	4
vs. Michigan	11/25		16	3-10	2-4	0-0	0-3-3	0	0	0	0	0	8
vs. St. John's	11/26		3	1-1	0-0	0-0	0-0-0	0	0	0	0	0	2
NC STATE	12/3		8	1-1	0-0	0-0	0-0-0	1	1	1	0	0	2
at Arizona	12/6		11	1-4	0-2	0-0	1-0-1	1	1	1	0	2	2
vs. Chattanooga	12/13		13	1-2	1-2	0-0	0-2-2	2	3	0	0	0	3
vs. Purdue	12/20		15	1-3	0-1	0-0	0-0-0	1	2	1	0	1	2
QUEENS	12/29		11	1-2	1-1	2-2	0-2-2	1	3	1	0	0	5
at Georgia	1/3	*	8	0-2	0-1	0-0	0-0-0	3	2	0	0	1	0
TEXAS A&M	1/6	*	8	0-2	0-0	0-0	0-2-2	2	1	3	0	0	0
ARKANSAS	1/10						DNP						
at Missouri	1/14						DNP						
SOUTH CAROLINA	1/17						DNP						
at Ole Miss	1/20						DNP						
at Florida	1/24						DNP						
TEXAS	1/28						DNP						
at Tennessee	1/31						DNP						
ALABAMA	2/7												
VANDERBILT	2/10												
at Arkansas	2/14												
at Mississippi State	2/18												
KENTUCKY	2/21												
at Oklahoma	2/24												
OLE MISS	2/28												
LSU	3/3												

SEASON SUPERLATIVES

Points	9	vs. Wofford (11/11)
Rebounds	3	vs. #7 Michigan (11/25)
Assists	8	vs. Jackson State (11/19)
Blocks	1	vs. Merrimack (11/6)
Steals	2	3x, last at #2 Arizona (12/6)
FG Made	4	vs. Wofford (11/11)
FG Att	10	vs. #7 Michigan (11/25)
3-Pt FG Made	2	vs. #7 Michigan (11/25)
3-Pt FG Att	4	2x, last vs. #7 Michigan (11/25)
FTs Made	2	vs. Queens (12/29)
FTs Att	2	vs. Queens (12/29)
Minutes	16	vs. #7 Michigan (11/25)

CAREER SUPERLATIVES

Points	9	vs. Wofford (11/11/25)
Rebounds	3	vs. #7 Michigan (11/25/25)
Assists	8	vs. Jackson State (11/19/25)
Blocks	1	vs. Merrimack (11/6/25)
Steals	2	3x, last at #2 Arizona (12/6/25)
FG Made	4	vs. Wofford (11/11/25)
FG Att	10	vs. #7 Michigan (11/25/25)
3-Pt FG Made	2	vs. #7 Michigan (11/25/25)
3-Pt FG Att	4	2x, last vs. #7 Michigan (11/25/25)
FTs Made	2	vs. Queens (12/29/25)
FTs Att	2	vs. Queens (12/29/25)
Minutes	16	vs. #7 Michigan (11/25/25)

MISCELLANEOUS

	25-26	Career
10+ Points	--	--
20+ Points	--	--
10+ Rebounds	--	--
5+ Assists	1	1
3+ Steals	--	--
3+ Blocks	--	--
Double-Doubles	--	--
Dunks	1	1
Led AU in Points	--	--
Led AU in Rebounds	--	--
Led AU in Assists	1	1

CAREER STATISTICS

		Field Goals		3-Point		F-Throws		Rebounds				Scoring								
SEASON	TEAM	GP-GS	MIN/AVG	FG-FGA	FG%	3FG-3FGA	3FG%	FT-FTA	FT%	OFF	DEF	TOT	AVG	PF-FO	A	TO	BLK	STL	PTS	AVG
2025-26	AU	15-2	161/10.7	20-53	.377	7-25	.280	2-2	1.000	4	12	16	1.1	18-0	28	11	1	8	49	3.3
TOTAL		15-2	161/10.7	20-53	.377	7-25	.280	2-2	1.000	4	12	16	1.1	18-0	28	11	1	8	49	3.3



6 ELYJAH FREEMAN

Guard/Forward | Sophomore | 6-8 | 185 | uh-LIE-juh
Palm Beach, Fla. (Lincoln Memorial)

2025-26 STATS

G-GS	PPG	RPG	APG	FG%	3PT%	FT%
22-10	9.6	4.7	1.3	46.8%	32.8%	70.1%

2025-26 NOTES

SEC games: 8.9 ppg, 4.1 rpg ... 11.2 ppg, 4.1 rpg in last 11 games off the bench ... Off bench this season (12 games): 10.5 ppg, 4.5 rpg in 24.3 mpg compared to 8.4 ppg, 5.2 rpg in 25.7 mpg in 9 starts ... Third on team in rebounding (4.7) and fifth in scoring (9.6) ... Tops AU with 17 dunks ... Auburn career-best 27 points in 23 min. off bench vs. Queens Game-high 21 points in 28 minutes with 5 rebounds, 3 assists, 2 steals and a block vs. Wofford ... 14 pts, 6 reb, 5 ast on 5-of-6 FGs vs. Jackson State ... In first career start at AU, had 9 points, 7 rebounds and 2 steals in opener against Bethune-Cookman ... South Atlantic Conference First Team and All-Freshman team last season while at Lincoln Memorial ... Averaged 18.9 points and 8.7 rebounds as a freshman at LMU ... Grew four inches during senior year in high school.

2025-26 GAME-BY-GAME STATISTICS

Opponent	Date	GS	Min.	FG-A	3FG-A	FT-A	O-D-T	PF	A	TO	BLK	STL	PTS
BETHUNE-COOKMAN	11/3	*	31	3-6	0-1	3-5	1-6-7	1	0	1	0	2	9
MERRIMACK	11/6		22	2-5	0-2	0-1	2-4-6	4	2	2	0	0	4
WOFFORD	11/11	*	28	7-12	1-4	6-8	2-3-5	2	3	0	1	2	21
vs. Houston	11/16	*	30	3-9	1-3	0-1	1-2-3	2	2	2	0	1	7
JACKSON STATE	11/19	*	22	5-6	2-3	2-2	1-5-6	0	5	1	1	2	14
vs. Oregon	11/24	*	29	2-5	1-2	3-4	1-5-6	0	1	1	1	4	8
vs. Michigan	11/25	*	17	0-3	0-1	0-0	3-3-6	0	1	3	1	1	0
vs. St. John's	11/26	*	37	3-4	0-0	2-2	1-5-6	3	1	4	0	1	8
NC STATE	12/3	*	18	2-3	0-1	2-2	1-4-5	1	1	2	2	0	6
at Arizona	12/6	*	21	1-7	0-3	1-2	2-1-3	0	0	2	1	1	3
vs. Chattanooga	12/13		33	7-13	2-6	3-3	3-4-7	4	0	2	0	1	19
vs. Purdue	12/20		22	1-6	0-2	4-4	2-1-3	1	3	2	0	1	6
QUEENS	12/29		23	9-13	4-4	5-5	1-2-3	0	1	0	0	1	27
at Georgia	1/3		23	5-9	2-4	2-6	3-2-5	1	1	0	0	0	14
TEXAS A&M	1/6		15	3-6	0-2	2-2	2-1-3	2	0	0	1	1	8
ARKANSAS	1/10		27	4-8	2-3	3-4	0-6-6	0	3	0	0	2	13
at Missouri	1/14		27	4-8	2-4	3-6	0-2-2	2	0	1	1	0	13
SOUTH CAROLINA	1/17		22	0-5	0-2	0-0	2-4-6	4	0	0	2	0	0
at Ole Miss	1/20	*	28	2-8	0-4	5-8	2-4-6	1	1	2	0	1	9
at Florida	1/24		27	3-6	0-2	0-0	2-1-3	0	1	1	0	3	6
TEXAS	1/28		19	4-6	1-1	1-2	2-1-3	2	1	1	0	2	10
at Tennessee	1/31		27	3-8	1-4	0-0	2-2-4	2	0	0	0	1	7
ALABAMA	2/7												
VANDERBILT	2/10												
at Arkansas	2/14												
at Mississippi State	2/18												
KENTUCKY	2/21												
at Oklahoma	2/24												
OLE MISS	2/28												
LSU	3/3												
at Alabama	3/7												

CAREER STATISTICS

SEASON	TEAM	GP-GS	MIN/AVG	Field Goals		3-Point		F-Throws		Rebounds				Scoring						
				FG-FGA	FG%	3FG-3FGA	3FG%	FT-FTA	FT%	OFF	DEF	TOT	AVG	PF-FO	A	TO	BLK	STL	PTS	AVG
2024-25	LM	31-28	957/30.9	200-341	.587	26-57	.456	159-197	.807	74	197	271	8.7	70-3	72	79	23	54	585	18.9
2025-26	AU	22-10	547/24.9	73-156	.468	19-58	.328	47-67	.701	35	68	103	4.7	32-0	28	27	11	27	212	9.6
TOTAL FOR AU		22-10	547/24.9	73-156	.468	19-58	.328	47-67	.701	35	68	103	4.7	32-0	28	27	11	27	212	9.6
TOTAL		53-38	1504/28.4	273-497	.549	45-115	.391	206-264	.780	109	265	374	7.1	102-3	100	106	34	81	797	15.0

CAREER HONORS

- 2025 NABC Southeast Region All-District Second Team
- 2025 D2CSC All-Region Second Team
- 2025 South Atlantic Conference Freshman of the Year
- 2025 South Atlantic Conference First Team
- 2025 South Atlantic Conference All-Freshman Team
- South Atlantic Conference Player of the Week (1/13/25)
- NABC National Player of the Week (1/14/25)
- TSWA Player of the Week (1/15/25)
- 2024-25 South Atlantic Conference Commissioner's Honor Roll

SEASON SUPERLATIVES

Points	27	vs. Queens (12/29)
Rebounds	7	2x, last vs. Chattanooga (12/13)
Assists	5	vs. Jackson State (11/19)
Blocks	2	2x, last vs. South Carolina (1/17)
Steals	4	vs. Oregon (11/24)
FG Made	9	vs. Queens (12/29)
FG Att	13	2x, last vs. Queens (12/29)
3-Pt FG Made	4	vs. Queens (12/29)
3-Pt FG Att	6	vs. Chattanooga (12/13)
FTs Made	6	vs. Wofford (11/11)
FTs Att	8	2x, last at Ole Miss (1/20)
Minutes	37	vs. #14 St. John's (11/26)

CAREER SUPERLATIVES

Points	36	at Carson-Newman (1/8/25)
Rebounds	19	vs. Carson-Newman (3/6/25)
Assists	6	vs. Emory & Henry (1/22/25)
Blocks	4	vs. South Carolina (11/28/24)
Steals	6	vs. Wingate (3/4/25)
FG Made	14	vs. Coker (1/11/25)
FG Att	24	at Carson-Newman (1/8/25)
3-Pt FG Made	4	2x, last vs. Queens (12/29/25)
3-Pt FG Att	6	at Carson-Newman (1/8/25)
FTs Made	11	vs. UNC Pembroke (3/15/25)
FTs Att	13	vs. UNC Pembroke (3/15/25)
Minutes	45	vs. Lenoir-Rhyne (3/7/25)

MISCELLANEOUS

	25-26	Career
10+ Points	8	36
20+ Points	2	16
10+ Rebounds	--	11
5+ Assists	1	4
3+ Steals	1	10
3+ Blocks	--	1
Double-Doubles	--	11
Dunks	17	--
Led AU in Points	3	3
Led AU in Rebounds	3	3
Led AU in Assists	2	2



7 KEYSHAWN HALL

Forward | Senior | 6-7 | 225
Cleveland, Ohio (UCF)

2025-26						
G-GS	PPG	RPG	APG	FG%	3PT%	FT%
21-21	20.9	7.2	2.9	47.4%	41.1%	85.9%

2025-26 NOTES

197 pts in January (21.9 ppg) is most by AU player in a month in 24 years (Marquis Daniels, 200 pts, 20.0 ppg in Dec 2002) ... 23.8 ppg in last 4 games ... Second in SEC in scoring (20.9 ppg) and seventh in rebounds (7.2 rpg) ... 17th nationally in scoring (20.9) and second in country in FTMs (159) and sixth in FTAs (185) ... 7th on AU single-season FTM list (159), just 8 shy of 4th ... 25th nationally in FTs drawn/40 min ... 25 second half points in win over Texas ... 3 30+ point games in last 8 contests ... SEC Co-Player of the Week (Jan. 26) after helping AU to pair of SEC road wins (21.5 ppg, 7.0 rpg, 3.0 apg) ... 22 pts, 4 ast, 3 reb in 1st H at Florida ... AU 4 game win streak: 20.5 ppg, 5.3 rpg, 41 pct of pts from FT line ... Dick Vitale National Player of the Week (1/12) after averaging 32.0 pts, 7.0 reb, 4.0 ast, 2.0 blks, 65.5% FG and 70.0% 3FG ... First AU player in 32 years (Wesley Person, 1994) to score 30+ in consecutive SEC games ... Third in SEC in scoring and sixth in rebounding - only player in league in top 6 of each category ... First AU player since Wesley Person in 1993-94 to enter SEC play averaging 20 ppg ... 18 2nd half points in come-from-behind win vs. No. 14 St. John's ... 93 points thru first four games of season the third most by AU player over last 48 seasons ... Big 12's leading scorer last year: 18.8 points per game while at UCF.

2025-26 GAME-BY-GAME STATISTICS

Opponent	Date	GS	Min.	FG-A	3FG-A	FT-A	O-D-T	PF	A	TO	BLK	STL	PTS
BETHUNE-COOKMAN	11/3	*	37	5-12	2-4	16-18	3-5-8	2	2	4	1	0	28
MERRIMACK	11/6	*	26	6-9	1-1	12-13	5-9-14	1	1	0	0	1	25
WOFFORD	11/11	*	27	7-10	3-3	3-3	4-7-11	1	6	4	3	2	20
vs. Houston	11/16	*	29	6-16	0-3	8-8	4-7-11	3	1	2	0	1	20
JACKSON STATE	11/19					DNP							
vs. Oregon	11/24	*	36	5-14	2-7	6-6	4-2-6	2	1	0	0	1	18
vs. Michigan	11/25	*	32	4-11	1-4	6-7	1-4-5	2	0	2	0	0	15
vs. St. John's	11/26	*	35	5-11	1-3	9-12	1-7-8	3	4	1	1	0	20
NC STATE	12/3	*	36	9-14	5-7	5-5	0-10-10	1	1	6	0	1	28
at Arizona	12/6	*	36	3-11	1-4	6-6	2-2-4	3	0	3	1	1	13
vs. Chattanooga	12/13	*	36	5-9	1-5	11-14	3-8-11	1	6	2	1	0	22
vs. Purdue	12/20	*	35	5-11	2-6	2-2	0-3-3	3	2	3	0	0	14
QUEENS	12/29	*	25	6-10	3-6	3-5	2-3-5	4	7	2	2	2	18
at Georgia	1/3	*	38	5-13	1-4	9-12	3-4-7	4	4	3	1	1	20
TEXAS A&M	1/6	*	37	8-15	3-5	13-16	5-7-12	3	3	3	2	0	32
ARKANSAS	1/10	*	36	11-14	4-5	6-6	1-1-2	3	5	3	2	1	32
at Missouri	1/14	*	38	2-9	0-3	6-8	3-6-9	2	7	5	1	0	10
SOTH CAROLINA	1/17	*	14	2-7	0-3	4-4	2-2-4	4	0	4	0	0	8
at Ole Miss	1/20	*	35	4-10	0-2	11-12	1-6-7	1	2	2	1	1	19
at Florida	1/24	*	39	8-17	3-5	5-6	1-6-7	4	4	2	1	2	24
TEXAS	1/28	*	36	7-13	3-6	14-17	0-3-3	2	2	2	0	0	31
at Tennessee	1/31	*	35	7-17	3-9	4-5	0-4-4	3	2	2	0	3	21
ALABAMA	2/7												
VANDERBILT	2/10												

CAREER HONORS

- SEC Player of the Week (Jan. 26, 2026)
- 2026 Oscar Robertson Trophy Midseason Watch List
- Dick Vitale National Player of the Week (Jan. 12, 2026)
- 2026 Karl Malone Award Watch List
- 2025 NABC Second Team All-District (Southeast)
- 2025 All-Big 12 Second Team
- 2025 Big 12 Newcomer Team
- 2024 NABC First Team All-District
- 2024 Named All-Atlantic 10 Second Team

SEASON SUPERLATIVES

Points	32	2x, last vs. #15 Arkansas (1/10)
Rebounds	14	vs. Merrimack (11/6)
Assists	7	2x, last at Missouri (1/14)
Blocks	3	vs. Wofford (11/11)
Steals	3	at Tennessee (1/31)
FG Made	11	vs. #15 Arkansas (1/10)
FG Att	17	2x, last at Tennessee (1/31)
3-Pt FG Made	5	vs. NC State (12/3)
3-Pt FG Att	9	at Tennessee (1/31)
FTs Made	16	vs. Bethune-Cookman (11/3)
FTs Att	18	vs. Bethune-Cookman (11/3)
Minutes	38	at #23 Georgia (1/3)

CAREER SUPERLATIVES

Points	40	at Arizona State (1/14/25)
Rebounds	15	vs. South Dakota St. (11/20/23)
Assists	7	2x, last at Missouri (1/14/26)
Blocks	3	vs. Wofford (11/11/25)
Steals	3	3x, last at Tennessee (1/31/26)
FG Made	15	vs. Bridgewater (Va.) (12/19/23)
FG Att	21	vs. LSU (11/24/24)
3-Pt FG Made	5	vs. NC State (12/3/25)
		at Kansas (1/28/25)
3-Pt FG Att	9	3x, last at Tennessee (1/31/26)
FTs Made	16	vs. Bethune-Cookman (11/3/25)
FTs Att	18	vs. Bethune-Cookman (11/3/25)
Minutes	44	vs. Kansas (3/12/25)

MISCELLANEOUS

	25-26	Career
10+ Points	20	75
20+ Points	13	39
10+ Rebounds	6	21
5+ Assists	5	10
3+ Steals	1	3
3+ Blocks	1	1
Double-Doubles	6	19
Dunks	6	--
Led AU in Points	10	10
Led AU in Rebounds	10	10
Led AU in Assists	6	6

CAREER STATISTICS

SEASON	TEAM	GP-GS	MIN/AVG	Field Goals		3-Point		F-Throws		Rebounds				Scoring						
				FG-FGA	FG%	3FG-3FGA	3FG%	FT-FTA	FT%	OFF	DEF	TOT	AVG	PF-FO	A	TO	BLK	STL	PTS	AVG
2022-23	UNLV	18-0	193/10.7	35-73	.479	10-20	.500	17-25	.680	6	23	29	1.6	34-1	8	20	4	4	97	5.4
2023-24	GMU	29-28	888/30.6	163-344	.474	41-115	.357	114-135	.844	32	202	234	8.1	61-0	42	68	9	12	481	16.6
2024-25	UCF	33-33	1104/33.5	188-440	.427	45-127	.354	199-244	.816	68	166	234	7.1	82-1	80	99	15	27	620	18.8
2025-26	AU	21-21	699/33.3	120-253	.474	39-95	.411	159-185	.859	45	106	151	7.2	52-0	60	54	16	17	438	20.9
TOTAL FOR AU		21-21	699/33.3	120-253	.474	39-95	.411	159-185	.859	45	106	151	7.2	52-0	60	54	16	17	438	20.9
TOTAL		101-82	2885/28.6	506-1110	.456	135-357	.378	489-589	.830	151	497	648	6.4	229-2	190	241	44	60	1636	16.2



10 SIMON WALKER

Guard | Freshman | 6-5 | 205 | sy-mun
Huntsville, Ala. (Huntsville HS)

2025-26 STATS

G-GS	PPG	RPG	APG	FG%	3PT%	FT%
9-0	3.3	0.7	0.2	57.9%	53.3%	0.0%

2025-26 NOTES

Avg. 4.0 mpg in three games off bench in SEC play ... Missed six weeks with foot injury ... Sixth on team in 3s made (8) ... Making a 3 every 6.8 minutes played ... 8-of-15 (53.3%) from 3 this season ... Hit both 3 attempts vs. Chattanooga in 6 minutes of action ... AU debut vs. Jackson State scored 15 points in 7 minutes hitting 5-of-5 from 3 ... fourth player in program history to make five 3's without a miss in a game and first since Troy Gaines at LSU in 1993 ... One of two SEC players this season to make 5+ 3-pointers without a miss in a game.

2025-26 GAME-BY-GAME STATISTICS

Opponent	Date	GS	Min.	FG-A	3FG-A	FT-A	O-D-T	PF	A	TO	BLK	STL	PTS
BETHUNE-COOKMAN	11/3				DNP								
MERRIMACK	11/6				DNP								
WOFFORD	11/11				DNP								
vs. Houston	11/16				DNP								
JACKSON STATE	11/19		7	5-5	5-5	0-0	0-0-0	1	1	1	0	0	15
vs. Oregon	11/24		4	0-1	0-1	0-0	0-0-0	1	0	0	0	0	0
vs. Michigan	11/25		15	1-4	1-3	0-0	0-0-0	2	0	0	0	0	3
vs. St. John's	11/26		1	0-0	0-0	0-0	0-0-0	0	0	0	0	0	0
NC STATE	12/3				DNP								
at Arizona	12/6				DNP								
vs. Chattanooga	12/13		6	2-2	2-2	0-0	1-0-1	2	0	1	0	0	6
vs. Purdue	12/20				DNP								
QUEENS	12/29		9	2-4	0-2	0-0	1-1-2	0	0	0	0	0	4
at Georgia	1/3				DNP								
TEXAS A&M	1/6		9	1-3	0-2	0-0	1-1-2	0	1	0	0	1	2
ARKANSAS	1/10		1	0-0	0-0	0-0	0-0-0	0	0	0	0	0	0
at Missouri	1/14				DNP								
SOUTH CAROLINA	1/17		2	0-0	0-0	0-0	0-1-1	1	0	1	0	0	0
at Ole Miss	1/20				DNP								
at Florida	1/24				DNP								
TEXAS	1/28				DNP								
at Tennessee	1/31				DNP								
ALABAMA	2/7												
VANDERBILT	2/10												
at Arkansas	2/14												
at Mississippi State	2/18												
KENTUCKY	2/21												
at Oklahoma	2/24												
OLE MISS	2/28												
LSU	3/3												
Alabama	3/7												

SEASON SUPERLATIVES

Points	15	vs. Jackson State (11/19)
Rebounds	2	vs. Texas A&M (1/6)
Assists	1	2x, last vs. Texas A&M (1/6)
Blocks	--	
Steals	1	vs. Texas A&M (1/6)
FG Made	5	vs. Jackson State (11/19)
FG Att	5	vs. Jackson State (11/19)
3-Pt FG Made	5	vs. Jackson State (11/19)
3-Pt FG Att	5	vs. Jackson State (11/19)
FTs Made	--	
FTs Att	--	
Minutes	15	vs. #7 Michigan (11/25)

CAREER SUPERLATIVES

Points	15	vs. Jackson State (11/19/25)
Rebounds	2	2x, last vs. Texas A&M (1/6/26)
Assists	1	vs. Jackson State (11/19/25)
Blocks	--	
Steals	1	vs. Texas A&M (1/6/26)
FG Made	5	vs. Jackson State (11/19/25)
FG Att	5	vs. Jackson State (11/19/25)
3-Pt FG Made	5	vs. Jackson State (11/19/25)
3-Pt FG Att	5	vs. Jackson State (11/19/25)
FTs Made	--	
FTs Att	--	
Minutes	15	vs. #7 Michigan (11/25/25)

MISCELLANEOUS

	25-26	Career
10+ Points	1	1
20+ Points	--	--
10+ Rebounds	--	--
5+ Assists	--	--
3+ Steals	--	--
3+ Blocks	--	--
Double-Doubles	--	--
Dunks	--	--
Led AU in Points	--	--
Led AU in Rebounds	--	--
Led AU in Assists	--	--

CAREER STATISTICS

SEASON	TEAM	GP-GS	MIN/AVG	Field Goals			3-Point			F-Throws		Rebounds				Scoring				
				FG-FGA	FG%	3FG-3FGA	3FG%	FT-FTA	FT%	OFF	DEF	TOT	AVG	PF-FO	A	TO	BLK	STL	PTS	AVG
2025-26	AU	9-0	55/6.1	11-19	.579	8-15	.533	0-0	.000	3	3	6	0.7	7-0	2	3	0	1	30	3.3
TOTAL		9-0	55/6.1	11-19	.579	8-15	.533	0-0	.000	3	3	6	0.7	7-0	2	3	0	1	30	3.3



14 EMEKA OPURUM

Center | Sophomore | 7-0 | 205 | uh-mek-AH OH-purr-UM
Lagos, Nigeria (Butler [Kan.] CC)

2025-26 STATS

G-GS	PPG	RPG	BPG	FG%	3PT%	FT%
6-0	3.8	2.5	1.0	76.9%	0.0%	50.0%

2025-26 NOTES

Out for season with medical condition (announced Dec. 13) ... Action in five games, recording six blocks and 14 rebounds in 58 minutes of action ... Limited action in Players Era playing 5.0 mpg ... 4 points, 7 rebounds and 3 blocks vs. Wofford in 13 minutes ... Strong showing in Auburn debut against Merrimack with 11 points, 4 rebounds and 2 blocks in 19 minutes off the bench ... Connected on all four shots from the field against Merrimack.

2025-26 GAME-BY-GAME STATISTICS

Opponent	Date	GS	Min.	FG-A	3FG-A	FT-A	O-D-T	PF	A	TO	BLK	STL	PTS
BETHUNE-COOKMAN	11/3					DNP							
MERRIMACK	11/6		19	4-4	0-0	3-6	0-4-4	2	0	0	2	1	11
WOFFORD	11/11		13	2-3	0-0	0-0	2-5-7	1	0	0	3	0	4
vs. Houston	11/16					DNP							
JACKSON STATE	11/19		11	3-3	0-0	0-0	0-1-1	3	0	0	1	1	6
vs. Oregon	11/24		7	1-2	0-0	0-0	1-1-2	1	1	0	0	0	2
vs. Michigan	11/25		2	0-0	0-0	0-0	0-0-0	0	0	0	0	0	0
vs. St. John's	11/26		6	0-1	0-0	0-0	1-0-1	1	0	0	0	0	0
NC STATE	12/3					DNP							
at Arizona	12/6					DNP							
vs. Chattanooga	12/13					DNP							
vs. Purdue	12/20					DNP							
QUEENS	12/29					DNP							
at Georgia	1/3					DNP							
TEXAS A&M	1/6					DNP							
ARKANSAS	1/10					DNP							
at Missouri	1/14					DNP							
SOTH CAROLINA	1/17					DNP							
at Ole Miss	1/20					DNP							
at Florida	1/24					DNP							
TEXAS	1/28					DNP							
at Tennessee	1/31					DNP							
ALABAMA	2/7												
VANDERBILT	2/10												
at Arkansas	2/14												
at Mississippi State	2/18												
KENTUCKY	2/21												
at Oklahoma	2/24												
OLE MISS	2/28												
LSU	3/3												
at Alabama	3/7												

CAREER HONORS

- 2025 Kansas Jayhawk Community College Conference Defensive Player of the Year
- 2025 KJCCC All-Conference First Team selection

SEASON SUPERLATIVES

Points	11	vs. Merrimack (11/6)
Rebounds	7	vs. Wofford (11/11)
Assists	1	vs. Oregon (11/24)
Blocks	3	vs. Wofford (11/11)
Steals	1	2x, last vs. Jackson State (11/19)
FG Made	4	vs. Merrimack (11/6)
FG Att	4	vs. Merrimack (11/6)
3-Pt FG Made	--	
3-Pt FG Att	--	
FTs Made	3	vs. Merrimack (11/6)
FTs Att	6	vs. Merrimack (11/6)
Minutes	19	vs. Merrimack (11/6)

CAREER SUPERLATIVES


Points	11	vs. Merrimack (11/6/25)
Rebounds	7	vs. Wofford (11/11/25)
Assists	1	vs. Oregon (11/24/25)
Blocks	3	vs. Wofford (11/11/25)
Steals	1	2x, last vs. Jackson St. (11/19/25)
FG Made	4	vs. Merrimack (11/6/25)
FG Att	4	vs. Merrimack (11/6/25)
3-Pt FG Made	--	
3-Pt FG Att	--	
FTs Made	3	vs. Merrimack (11/6/25)
FTs Att	6	vs. Merrimack (11/6/25)
Minutes	19	vs. Merrimack (11/6/25)

MISCELLANEOUS

	25-26	Career
10+ Points	1	1
20+ Points	--	--
10+ Rebounds	--	--
5+ Assists	--	--
3+ Steals	--	--
3+ Blocks	1	-1
Double-Doubles	--	--
Dunks	3	3
Led AU in Points	--	--
Led AU in Rebounds	--	--
Led AU in Assists	--	--

CAREER STATISTICS

SEASON	TEAM	GP-GS	MIN/AVG	Field Goals		3-Point		F-Throws		Rebounds				Scoring						
				FG-FGA	FG%	3FG-3FGA	3FG%	FT-FTA	FT%	OFF	DEF	TOT	AVG	PF-FO	A	TO	BLK	STL	PTS	AVG
2025-26	AU	6-0	58/9.6	10-13	.769	0-0	.000	3-6	.500	4	11	15	2.5	8-0	1	0	6	2	23	3.8
TOTAL		6-0	58/9.6	10-13	.769	0-0	.000	3-6	.500	4	11	15	2.5	8-0	1	0	6	2	23	3.8



21 BLAKE MUSCHALEK

Guard | Junior | 6-3 | 190 | Mah-SHAW-lick
Dallas, Texas (Trinity Christian Academy)

2025-26 STATS

G-GS	PPG	RPG	APG	FG%	3PT%	FT%
15-0	0.7	0.6	0.2	30.0%	28.6%	50.0%

2025-26 NOTES

Averaging 6.1 minutes in last six games off the bench ... 10 minutes vs. Missouri and Arkansas is career-high in SEC games ... Only 3 turnovers in 80 minutes this season ... Career-high 5 points in win over #15 Arkansas (1/10) ... Versus Jackson State, scored a then career-best 4 points, in 12 minutes while equalling career high with 3 rebounds ... Reserve guard who has played in 42 career games for Auburn ... Named to SEC Academic Honor Roll last year.

2025-26 GAME-BY-GAME STATISTICS

Opponent	Date	GS	Min.	FG-A	3FG-A	FT-A	O-D-T	PF	A	TO	BLK	STL	PTS
BETHUNE-COOKMAN	11/3					DNP							
MERRIMACK	11/6		9	0-1	0-1	0-0	1-0-1	1	0	0	0	1	0
WOFFORD	11/11		6	0-1	0-1	0-0	1-2-3	1	0	1	0	1	0
vs. Houston	11/16		1	0-0	0-0	0-0	0-0-0	1	0	0	0	0	0
JACKSON STATE	11/19		12	1-2	1-2	1-2	1-2-3	4	1	0	0	2	4
vs. Oregon	11/24					DNP							
vs. Michigan	11/25		2	1-1	0-0	0-0	1-0-1	0	0	0	0	0	2
vs. St. John's	11/26					DNP							
NC STATE	12/3		2	0-1	0-1	0-0	0-0-0	0	0	1	0	0	0
at Arizona	12/6					DNP							
vs. Chattanooga	12/13		1	0-0	0-0	0-0	0-0-0	0	0	0	0	0	0
vs. Purdue	12/20					DNP							
QUEENS	12/29		4	0-0	0-0	0-2	0-0-0	0	0	0	0	0	0
at Georgia	1/3					DNP							
TEXAS A&M	1/6					DNP							
ARKANSAS	1/10		10	1-1	1-1	2-2	1-0-1	3	0	0	0	1	5
at Missouri	1/14		10	0-2	0-1	0-0	0-0-0	1	1	1	0	1	0
SOTH CAROLINA	1/17		7	0-0	0-0	0-0	0-0-0	0	0	0	0	1	0
at Ole Miss	1/20		6	0-0	0-0	0-0	0-0-0	3	1	0	0	0	0
at Florida	1/24		2	0-0	0-0	0-0	0-0-0	2	0	0	0	0	0
TEXAS	1/28		3	0-0	0-0	0-0	0-0-0	0	0	0	0	1	0
at Tennessee	1/31		5	0-0	0-0	0-0	0-0-0	3	0	0	0	0	0
ALABAMA	2/7												
VANDERBILT	2/10												
at Arkansas	2/14												
at Mississippi State	2/18												
KENTUCKY	2/21												
at Oklahoma	2/24												
OLE MISS	2/28												
LSU	3/3												
at Alabama	3/7												

CAREER HONORS

- 2025 SEC Academic Honor Roll

SEASON SUPERLATIVES

Points	5	vs. #15 Arkansas (1/10)
Rebounds	3	2x, last vs. Jackson State (11/19)
Assists	1	3x, last at Ole Miss (1/20)
Blocks	--	
Steals	2	vs. Jackson State (11/19)
FG Made	1	3x, last vs. #15 Arkansas (1/10)
FG Att	2	3x, last at Missouri (1/14)
3-Pt FG Made	1	2x, last vs. #15 Arkansas (1/10)
3-Pt FG Att	2	vs. Jackson State (11/19)
FTs Made	2	vs. #15 Arkansas (1/10)
FTs Att	2	3x, last vs. #15 Arkansas (1/10)
Minutes	12	vs. Jackson State (11/19)

CAREER SUPERLATIVES

Points	5	vs. #15 Arkansas (1/10/26)
Rebounds	3	2x, last vs. Jackson State (11/19/25)
Assists	1	3x, last at Ole Miss (1/20/26)
Blocks	--	
Steals	2	vs. Jackson State (11/19/25)
FG Made	1	3x, last vs. #15 Arkansas (1/10/26)
FG Att	2	3x, last at Missouri (1/14/26)
3-Pt FG Made	1	2x, last vs. #15 Arkansas (1/10/26)
3-Pt FG Att	2	vs. Jackson State (11/19/25)
FTs Made	2	vs. #15 Arkansas (1/10/26)
FTs Att	2	2x, last vs. #15 Arkansas (1/10/26)
Minutes	12	vs. Jackson State (11/19/25)

MISCELLANEOUS

	25-26	Career
10+ Points	--	--
20+ Points	--	--
10+ Rebounds	--	--
5+ Assists	--	--
3+ Steals	--	--
3+ Blocks	--	--
Double-Doubles	--	--
Dunks	--	--
Led AU in Points	--	--
Led AU in Rebounds	--	--
Led AU in Assists	--	--

CAREER STATISTICS

SEASON	TEAM	GP-GS		Field Goals		3-Point		F-Throws		Rebounds				Scoring										
		GP	GS	MIN	AVG	FG	FGA	FG%	3FG	3FGA	3FG%	FT	FTA	FT%	OFF	DEF	TOT	AVG	P	F	A	TO	BLK	STL
2023-24	AU	15-0		22	1.5	0-3	.000	0-0	.000	8-13	.615	0	1	1	0.1	0-0	1	1	0	2	8	0.5		
2024-25	AU	13-0		26	2.0	3-3	1.000	0-0	.000	3-4	.750	1	1	2	0.2	3-0	2	2	0	1	9	0.7		
2025-26	AU	15-0		79	5.3	3-10	.300	2-7	.286	3-6	.500	5	4	9	0.6	19-0	3	3	0	8	11	0.7		
TOTAL		43-0		127	3.0	6-16	.375	2-7	.286	14-23	.609	6	6	12	0.3	22-0	6	6	0	11	28	0.7		



33 SEBASTIAN WILLIAMS-ADAMS

Forward | Freshman | 6-8 | 230
Houston, Texas (St. John's High School)

2025-26 STATS

G-GS	PPG	RPG	APG	FG%	3PT%	FT%
22-15	7.6	3.5	1.8	55.7%	30.0%	49.4%

2025-26 NOTES

14th nationally (first among freshmen) in free throw rate on Kenpom.com ... SEC games: 7.9 ppg, 4.1 rpg in 29.8 mpg ... Leads AU in blocks (0.9 bpg) steals (1.3 spg), and third in FG pct (55.7%) and assists (1.8 apg) ... 19-of-30 (63.3%) from 2 in last 7 games ... Since going scoreless at UGA, averaging 8.9 ppg ... Started in 16 games, including last 13 ... 11 pts, 8 reb, 3 stls in win over S. Carolina ... Played in 42 of 45 minutes vs. UGA ... Strong effort off bench vs. St. John's with 7 pts, 3 reb, 3 ast, 2 stl, 1 blk in 21 minutes while dealing with foul trouble ... 14 points, team-high 5 assists and 2 steals in first career start vs. Merrimack ... 15 points, 6 rebounds and 3 assists in 31 minutes off the bench in collegiate debut against Bethune-Cookman ... Five-star prospect who was the No. 35 overall prospect in the Class of 2025 ... Nickname of "Sway" (SWA) came from assistant coach Ian Borders.

2025-26 GAME-BY-GAME STATISTICS

Opponent	Date	GS	Min.	FG-A	3FG-A	FT-A	O-D-T	PF	A	TO	BLK	STL	PTS
BETHUNE-COOKMAN	11/3		31	5-8	1-1	4-8	2-4-6	2	3	0	1	1	15
MERRIMACK	11/6	*	26	5-8	0-1	4-6	2-3-5	4	5	1	1	2	14
WOFFORD	11/11	*	22	4-4	0-0	0-1	1-2-3	1	0	1	1	1	8
vs. Houston	11/16		26	2-2	0-0	3-8	1-3-4	1	2	0	0	0	7
JACKSON STATE	11/19	*	23	3-3	1-1	1-2	0-1-1	2	2	1	0	4	8
vs. Oregon	11/24		27	1-2	0-1	4-6	1-2-3	2	2	0	1	2	6
vs. Michigan	11/25		20	0-1	0-0	1-5	1-1-2	5	0	1	1	1	1
vs. St. John's	11/26		21	3-4	0-0	1-2	2-1-3	4	3	2	1	2	7
NC STATE	12/3		27	3-3	0-0	1-2	0-1-1	1	4	3	1	2	7
at Arizona	12/6		24	1-6	0-2	1-4	2-0-2	3	1	1	0	0	3
vs. Chattanooga	12/13	*	33	2-6	0-2	4-6	1-3-4	1	5	2	0	0	8
vs. Purdue	12/20	*	20	1-4	0-0	0-0	1-0-1	2	1	1	0	2	2
QUEENS	12/29	*	29	4-6	0-1	2-4	1-4-5	1	1	0	3	2	10
at Georgia	1/3	*	42	0-4	0-0	0-2	3-4-7	2	2	1	2	0	0
TEXAS A&M	1/6	*	30	4-6	1-2	2-5	3-1-4	3	2	3	1	2	11
ARKANSAS	1/10	*	24	3-6	0-1	0-4	3-2-5	3	2	2	0	1	6
at Missouri	1/14	*	19	4-5	1-1	3-3	0-3-3	5	1	1	1	0	12
SOUTH CAROLINA	1/17	*	34	3-9	0-2	5-7	2-6-8	2	1	3	1	3	11
at Ole Miss	1/20	*	36	4-6	1-2	1-2	2-1-3	3	1	3	2	2	10
at Florida	1/24	*	24	2-4	1-2	0-0	1-1-2	3	0	2	0	0	5
TEXAS	1/28	*	32	2-4	0-1	3-6	0-2-2	2	1	0	2	2	7
at Tennessee	1/31	*	37	3-5	0-0	3-4	2-0-2	4	1	1	0	0	9
ALABAMA	2/7												
VANDERBILT	2/10												
at Arkansas	2/14												
at Mississippi State	2/18												
KENTUCKY	2/21												
at Oklahoma	2/24												
OLE MISS	2/28												
LSU	3/3												
at Alabama	3/7												

CAREER HONORS

- 2024 USA Men's U18 National Team training camp participant

SEASON SUPERLATIVES

Points	15	vs. Bethune-Cookman (11/3)
Rebounds	8	vs. South Carolina (1/17)
Assists	5	2x, last vs. Chattanooga (12/13)
Blocks	3	vs. Queens (12/29)
Steals	4	vs. Jackson State (11/19)
FG Made	5	vs. Merrimack (11/6)
		vs. Bethune-Cookman (11/3)
FG Att	9	vs. South Carolina (1/17)
3-Pt FG Made	2	3x, last vs. Texas A&M (1/6)
3-Pt FG Att	2	2x, last vs. Texas A&M (1/6)
FTs Made	5	vs. South Carolina (1/17)
FTs Att	8	vs. #1 Houston (11/15)
		vs. Bethune-Cookman (11/3)
Minutes	42	at #23 Georgia (1/3)

CAREER SUPERLATIVES

Points	15	vs. Bethune-Cookman (11/3/25)
Rebounds	8	vs. South Carolina (1/17/26)
Assists	5	2x, last vs. Chattanooga (12/13/25)
Blocks	3	vs. Queens (12/29/25)
Steals	4	vs. Jackson State (11/19/25)
FG Made	5	vs. Merrimack (11/6/25)
		vs. Bethune-Cookman (11/3/25)
FG Att	9	vs. South Carolina (1/17/26)
3-Pt FG Made	1	3x, last vs. Texas A&M (1/6/26)
3-Pt FG Att	2	2x, last vs. Texas A&M (1/6/26)
FTs Made	5	vs. South Carolina (1/17/26)
FTs Att	8	vs. #1 Houston (11/15/25)
		vs. Bethune-Cookman (11/3/25)
Minutes	42	at #23 Georgia (1/3)

MISCELLANEOUS

	25-26	Career
10+ Points	7	7
20+ Points	--	--
10+ Rebounds	--	--
5+ Assists	2	2
3+ Steals	2	2
3+ Blocks	1	1
Double-Doubles	--	--
Dunks	8	8
Led AU in Points	--	--
Led AU in Rebounds	--	--
Led AU in Assists	2	2

CAREER STATISTICS

SEASON	TEAM	GP-GS	MIN/AVG	Field Goals		3-Point		F-Throws		Rebounds				Scoring						
				FG-FGA	FG%	3FG-3FGA	3FG%	FT-FTA	FT%	OFF	DEF	TOT	AVG	PF-FO	A	TO	BLK	STL	PTS	AVG
2025-26	AU	22-15	598/27.2	59-106	.557	6-20	.300	43-87	.494	32	45	77	3.5	56-2	40	29	19	29	167	7.6
TOTAL		22-15	598/27.2	59-106	.557	6-20	.300	43-87	.494	32	45	77	3.5	56-2	40	29	19	29	167	7.6



38 FILIP JOVIĆ

Forward | Freshman | 6-8 | 225 | YO-vich
Bijeljina, Bosnia and Herzegovina (KK Mega Basket)

2025-26 STATS

G-GS	PPG	RPG	APG	FG%	3PT%	FT%
21-3	6.6	4.4	0.3	65.4%	0.0%	56.1%

2025-26 NOTES

SEC play: 7.4 ppg, 4.1 rpg, 75.8% FG (25-of-33) ... 8 pts, 7 reb, 2 stl in 17 min at Tennessee ... More offensive rebounds (50) than defensive rebounds (43) ... 36th nationally in Kenpom in offensive rebounding percentage ... In 5 SEC wins: 8.2 ppg, 3.0 rpg, 1.0 spg, 69.6% FG (16 of 23) ... Career-best outing vs. South Carolina on Jan. 17 with career-high 23 points with 6 reb, 2 stls in 30 min ... First career double-double with 10 points, 10 rebounds in 22 minutes at UGA in SEC opener ... Leads AU in FG pct (65.4%) ... Only seven minutes vs. Texas A&M after suffering knee injury ... Leads AU in offensive rebounds (50) and fourth in rebounds (4.4 rpg) despite averaging under 20 minutes per game ... Players Era: 11.0 ppg, 5.0 rpg, 72.7 FG%, 21.1 mpg in 2 games off bench ... 3 games prior to missing St. John's game with left wrist injury: 13.3 ppg, 4.3 rpg, 76.2 FG% (16-21) ... Came to Auburn from KK Mega Basket of the Adriatic Basketball Association, the same league that produced NBA MVP Nikola Jovic.

2025-26 GAME-BY-GAME STATISTICS

Opponent	Date	GS	Min.	FG-A	3FG-A	FT-A	O-D-T	PF	A	TO	BLK	STL	PTS
BETHUNE-COOKMAN	11/3	*	13	1-4	0-1	0-0	1-1-2	3	0	2	0	0	2
MERRIMACK	11/6	*	19	4-7	0-0	1-3	7-3-10	3	1	0	1	0	9
WOFFORD	11/11	*	24	2-4	0-0	3-6	3-3-6	2	0	1	0	0	7
vs. Houston	11/16		9	0-0	0-0	0-0	0-2-2	2	1	2	0	1	0
JACKSON STATE	11/19		23	8-10	0-1	2-2	1-2-3	1	0	1	2	0	18
vs. Oregon	11/24		14	4-4	0-0	1-1	3-1-4	3	1	1	0	1	9
vs. Michigan	11/25		28	4-7	0-0	5-11	5-1-6	2	0	0	0	0	13
vs. St. John's	11/26						DNP						
NC STATE	12/3		24	1-1	0-0	0-1	1-4-5	3	1	1	2	0	2
at Arizona	12/6		18	0-0	0-0	1-2	2-3-5	2	1	1	1	0	1
vs. Chattanooga	12/13		16	0-1	0-0	3-4	3-2-5	3	0	1	0	0	3
vs. Purdue	12/20		21	1-5	0-0	1-2	1-2-3	1	0	0	0	0	3
QUEENS	12/29		18	1-2	0-0	3-4	3-2-5	3	0	0	0	0	5
at Georgia	1/3		22	3-4	0-0	4-5	5-5-10	5	0	1	1	0	10
TEXAS A&M	1/6		7	0-0	0-0	0-0	0-0-0	1	0	0	0	0	0
ARKANSAS	1/10		12	3-3	0-0	1-1	2-2-4	3	1	0	0	2	7
at Missouri	1/14		22	4-4	0-0	0-1	3-2-5	1	0	0	1	2	8
SOUTH CAROLINA	1/17		30	9-12	0-1	5-8	3-3-6	1	0	0	1	2	23
at Ole Miss	1/20		15	2-2	0-0	1-2	2-0-2	2	0	0	0	0	5
at Florida	1/24		15	1-4	0-0	2-3	0-1-1	4	0	0	0	0	4
TEXAS	1/28		14	1-2	0-0	0-2	0-2-2	4	0	0	0	1	2
at Tennessee	1/31		17	2-2	0-0	4-8	5-2-7	3	1	2	0	2	8
ALABAMA	2/7												
VANDERBILT	2/10												
at Arkansas	2/14												
at Mississippi State	2/18												
KENTUCKY	2/21												
at Oklahoma	2/24												

SEASON SUPERLATIVES

Points	23	vs. South Carolina (1/17)
Rebounds	10	2x, last at #23 Georgia (1/3)
Assists	1	4x, last vs. NC State (12/3)
Blocks	2	2x, last vs. NC State (12/3)
Steals	2	4x, last at Tennessee (1/31)
FG Made	9	vs. South Carolina (1/17)
FG Att	12	vs. South Carolina (1/17)
3-Pt FG Made	--	
3-Pt FG Att	1	3x, last vs. South Carolina (1/17)
FTs Made	5	2x, last vs. South Carolina (1/17)
FTs Att	11	vs. #7 Michigan (11/25)
Minutes	30	vs. South Carolina (1/17)

CAREER SUPERLATIVES

Points	23	vs. South Carolina (1/17/26)
Rebounds	10	2x, last at #23 Georgia (1/3/26)
Assists	1	4x, last vs. NC State (12/3/25)
Blocks	2	3x, last vs. S. Carolina (1/17/26)
Steals	2	4x, last at Tennessee (1/31/26)
FG Made	9	vs. South Carolina (1/17/26)
FG Att	12	vs. South Carolina (1/17/26)
3-Pt FG Made	--	
3-Pt FG Att	1	3x, last vs. S. Carolina (1/17/26)
FTs Made	5	2x, last vs. S. Carolina (1/17/26)
FTs Att	11	vs. #7 Michigan (11/25/25)
Minutes	30	vs. South Carolina (1/17/26)

MISCELLANEOUS

	25-26	Career
10+ Points	4	4
20+ Points	1	1
10+ Rebounds	2	2
5+ Assists	--	--
3+ Steals	--	--
3+ Blocks	--	--
Double-Doubles	1	1
Dunks	10	10
Led AU in Points	1	1
Led AU in Rebounds	3	3
Led AU in Assists	--	--

CAREER STATISTICS

SEASON	TEAM	GP-GS	MIN/AVG	Field Goals		3-Point		F-Throws		Rebounds				Scoring						
				FG-FGA	FG%	3FG-3FGA	3FG%	FT-FTA	FT%	OFF	DEF	TOT	AVG	PF-FO	A	TO	BLK	STL	PTS	AVG
2025-26	AU	21-3	380/18.1	51-78	.654	0-3	.000	37-66	.561	50	43	93	4.4	52-1	7	13	9	11	139	6.6
TOTAL		21-3	380/18.1	51-78	.654	0-3	.000	37-66	.561	50	43	93	4.4	52-1	7	13	9	11	139	6.6



2025-26 Auburn Men's Basketball Combined Team Statistics All games

Game Records

Record	Overall	Home	Away	Neutral
ALL GAMES	14-8	9-1	2-4	3-3
CONFERENCE	5-4	3-1	2-3	0-0
NON-CONFERENCE	9-4	6-0	0-1	3-3

Score by Periods

Team	1st	2nd	OT	TOT
Auburn	848	986	22	1856
Opponents	781	906	21	1708

Team Box Score

No.	Player	Total			3-Point			F-Throw		Rebounds				Other Stats								
		GP-GS	MIN	AVG	FG-FGA	FG%	3FG-3FGA	3FG%	FT-FTA	FT%	OFF	DEF	TOT	AVG	PF	DQ	A	TO	BLK	STL	PTS	AVG
7	HALL, Keyshawn	21-21	699:29	33.3	120-253	.474	39-95	.411	159-185	.859	45	106	151	7.2	52	0	60	54	16	17	438	20.9
0	PETTIFORD, Tahaad	22-20	687:50	31.3	97-270	.359	37-141	.262	62-75	.827	11	53	64	2.9	53	2	72	49	14	21	293	13.3
1	OVERTON, Kevin	22-20	646:17	29.4	83-200	.415	40-115	.348	67-77	.870	18	53	71	3.2	46	1	26	21	2	33	273	12.4
3	MURPHY, KeShawn	20-19	470:43	23.5	80-140	.571	10-28	.357	36-51	.706	42	89	131	6.6	36	0	23	14	17	18	206	10.3
6	FREEMAN, Elijah	22-10	547:02	24.9	73-156	.468	19-58	.328	47-67	.701	35	68	103	4.7	32	0	28	27	11	27	212	9.6
33	WILLIAMS-ADAMS, Sebastian	22-15	598:05	27.2	59-106	.557	6-20	.300	43-87	.494	32	45	77	3.5	56	2	40	29	19	29	167	7.6
38	JOVIC, Filip	21-3	379:48	18.1	51-78	.654	0-3	.000	37-66	.561	50	43	93	4.4	52	1	7	13	9	11	139	6.6
14	OPURUM, Emeka	6-0	57:45	9.6	10-13	.769	0-0	.000	3-6	.500	4	11	15	2.5	8	0	1	0	6	2	23	3.8
10	WALKER, Simon	9-0	55:10	6.1	11-19	.579	8-15	.533	0-0	.000	3	3	6	0.7	7	0	2	3	0	1	30	3.3
5	MAGWOOD, Kaden	15-2	161:02	10.7	20-53	.377	7-25	.280	2-2	1.000	4	12	16	1.1	18	0	28	11	1	8	49	3.3
2	BASHIR, Abdullahi	6-0	54:15	9.0	4-15	.267	2-13	.154	2-2	1.000	0	3	3	0.5	3	0	3	3	0	1	12	2.0
13	WILLIAMS, CJ	3-0	03:59	1.3	1-1	1.000	1-1	1.000	0-0	.000	0	0	0	0.0	0	0	2	0	0	0	3	1.0
21	MUSCHALEK, Blake	15-0	79:22	5.3	3-10	.300	2-7	.286	3-6	.500	5	4	9	0.6	19	0	3	3	0	8	11	0.7
22	TRAPP, Reed	4-0	05:15	1.3	0-1	.000	0-0	.000	0-0	.000	1	0	1	0.3	0	0	0	0	0	0	0	0.0
17	CARDWELL, Drake	3-0	03:59	1.3	0-0	.000	0-0	.000	0-0	.000	0	0	0	0.0	0	0	0	0	0	0	0	0.0
Team											45	33	78					3				
Total		22	4450		612-1315	.465	171-521	.328	461-624	.739	295	523	818	37.2	382	6	295	230	95	176	1856	84.4
Opponents		22	4450		590-1317	.448	188-539	.349	340-452	.752	246	485	731	33.2	451	10	304	270	85	151	1708	77.6

Team Statistics

	AU	OPP
Scoring	1856	1708
Points per game	84.4	77.6
Scoring margin	+6.7	-
Field goals-att	612-1315	590-1317
Field goal pct	.465	.448
3 point fg-att	171-521	188-539
3-point FG pct	.328	.349
3-pt FG made per game	7.8	8.5
Free throws-att	461-624	340-452
Free throw pct	.739	.752
F-Throws made per game	21.0	15.5
Rebounds	818	731
Rebounds per game	37.2	33.2
Rebounding margin	+4.0	-
Assists	295	304
Assists per game	13.4	13.8
Turnovers	230	270
Turnovers per game	10.5	12.3
Turnover margin	+1.8	-
Assist/turnover ratio	1.3	1.1
Steals	176	151
Steals per game	8.0	6.9
Blocks	95	85
Blocks per game	4.3	3.9
Winning streak	0	-
Home win streak	3	-
Attendance	91210	78177
Home games-Avg/Game	10-9121	6-13030
Neutral site-Avg/Game	-	6-7132

Team Results

Date	Opponent	Score	Att.
11/03/2025	Bethune-Cookman	Wot	9121
11/06/2025	Merrimack	W	9121
11/11/2025	Wofford	W	9121
11/16/2025	vs Houston	L	15623
11/19/2025	Jackson St.	W	9121
11/24/2025	vs Oregon	W	3588
11/25/2025	vs Michigan	L	3837
11/26/2025	vs St. John's (NY)	W	1631
12/03/2025	NC State	W	9121
12/06/2025	at Arizona	L	14688
12/13/2025	vs Chattanooga	W	1200
12/20/2025	vs Purdue	L	16912
12/29/2025	Queens (NC)	W	9121
01/03/2026	at Georgia	Lot	10261
01/06/2026	Texas A&M	L	9121
01/10/2026	Arkansas	W	9121
01/14/2026	at Missouri	L	10916
01/17/2026	South Carolina	W	9121
01/20/2026	at Ole Miss	W	9530
01/24/2026	at Florida	W	11104
01/28/2026	Texas	W	9121
01/31/2026	at Tennessee	L	21678



2025-26 Auburn Men's Basketball Combined Team Statistics In Conference games

Game Records

Record	Overall	Home	Away	Neutral
ALL GAMES	5-4	3-1	2-3	0-0
CONFERENCE	5-4	3-1	2-3	0-0
NON-CONFERENCE	0-0	0-0	0-0	0-0

Score by Periods

Team	1st	2nd	OT	TOT
Auburn	338	393	8	739
Opponents	318	380	12	710

Team Box Score

No.	Player	Total					3-Point		F-Throw		Rebounds				PF DQ A TO BLK STL PTS AVG							
		GP-GS	MIN	AVG	FG-FGA	FG%	3FG-3FGA	3FG%	FT-FTA	FT%	OFF	DEF	TOT	AVG	Pf	DQ	A	TO	BLK	STL	PTS	AVG
7	HALL, Keyshawn	9-9	308:00	34.2	54-115	.470	17-42	.405	72-86	.837	16	39	55	6.1	26	0	29	26	8	8	197	21.9
1	VERTON, Kevin	9-8	285:25	31.7	34-85	.400	15-49	.306	28-29	.966	8	21	29	3.2	24	0	10	11	1	11	111	12.3
0	PETTIFORD, Tahaad	9-7	300:37	33.4	36-105	.343	10-55	.182	24-30	.800	2	27	29	3.2	27	1	34	18	2	7	106	11.8
3	MURPHY, KeShawn	9-9	219:45	24.4	36-68	.529	3-12	.250	25-30	.833	25	45	70	7.8	14	0	7	3	7	9	100	11.1
6	FREEMAN, Elyjah	9-1	215:26	23.9	28-64	.438	8-26	.308	16-28	.571	14	23	37	4.1	14	0	8	5	4	10	80	8.9
33	WILLIAMS-ADAMS, Sebastian	9-9	267:56	29.8	25-49	.510	4-11	.364	17-33	.515	17	20	37	4.1	27	1	11	16	9	10	71	7.9
38	JOVIC, Filip	9-0	152:51	17.0	25-33	.758	0-1	.000	17-30	.567	20	17	37	4.1	24	1	2	3	3	9	67	7.4
21	MUSCHALEK, Blake	7-0	42:57	6.1	1-3	.333	1-2	.500	2-2	1.000	1	0	1	0.1	12	0	2	1	0	4	5	0.7
10	WALKER, Simon	3-0	12:43	4.2	1-3	.333	0-2	.000	0-0	.000	1	2	3	1.0	1	0	1	1	0	1	2	0.7
22	TRAPP, Reed	1-0	00:59	1.0	0-1	.000	0-0	.000	0-0	.000	0	0	0	0.0	0	0	0	0	0	0	0	0.0
13	WILLIAMS, CJ	1-0	01:20	1.3	0-0	.000	0-0	.000	0-0	.000	0	0	0	0.0	0	0	0	0	0	0	0	0.0
17	CARDWELL, Drake	1-0	01:20	1.3	0-0	.000	0-0	.000	0-0	.000	0	0	0	0.0	0	0	0	0	0	0	0	0.0
5	MAGWOOD, Kaden	2-2	15:42	7.9	0-4	.000	0-2	.000	0-0	.000	0	2	2	1.0	5	0	3	3	0	1	0	0.0
Team											12	12	24				2					
Total		9	1825		240-530	.453	58-202	.287	201-268	.750	116	208	324	36.0	174	3	107	89	34	70	739	82.1
Opponents		9	1825		235-514	.457	82-218	.376	158-223	.709	99	206	305	33.9	187	2	115	107	40	58	710	78.9

Team Statistics

	AU	OPP
Scoring	739	710
Points per game	82.1	78.9
Scoring margin	+3.2	-
Field goals-att	240-530	235-514
Field goal pct	.453	.457
3 point fg-att	58-202	82-218
3-point FG pct	.287	.376
3-pt FG made per game	6.4	9.1
Free throws-att	201-268	158-223
Free throw pct	.750	.709
F-Throws made per game	22.3	17.6
Rebounds	324	305
Rebounds per game	36.0	33.9
Rebounding margin	+2.1	-
Assists	107	115
Assists per game	11.9	12.8
Turnovers	89	107
Turnovers per game	9.9	11.9
Turnover margin	+2.0	-
Assist/turnover ratio	1.2	1.1
Steals	70	58
Steals per game	7.8	6.4
Blocks	34	40
Blocks per game	3.8	4.4
Winning streak	0	-
Home win streak	3	-
Attendance	36484	63489
Home games-Avg/Game	4-9121	5-12698
Neutral site-Avg/Game	-	0-0

Team Results

Date	Opponent	Score	Att.
01/03/2026	at Georgia	Lot	100-104
01/06/2026	Texas A&M	L	88-90
01/10/2026	Arkansas	W	95-73
01/14/2026	at Missouri	L	74-84
01/17/2026	South Carolina	W	71-67
01/20/2026	at Ole Miss	W	78-66
01/24/2026	at Florida	W	76-67
01/28/2026	Texas	W	88-82
01/31/2026	at Tennessee	L	69-77



2025-26 Auburn Men's Basketball
Overall Team Statistics
All games

Team Statistics

	AU	OPP
Scoring	1856	1708
Points per game	84.4	77.6
Scoring margin	+6.7	-
Field goals-att	612-1315	590-1317
Field goal pct	.465	.448
3 point fg-att	171-521	188-539
3-point FG pct	.328	.349
3-pt FG made per game	7.8	8.5
Free throws-att	461-624	340-452
Free throw pct	.739	.752
F-Throws made per game	21.0	15.5
Rebounds	818	731
Rebounds per game	37.2	33.2
Rebounding margin	+4.0	-
Assists	295	304
Assists per game	13.4	13.8
Turnovers	230	270
Turnovers per game	10.5	12.3
Turnover margin	+1.8	-
Assist/turnover ratio	1.3	1.1
Steals	176	151
Steals per game	8.0	6.9
Blocks	95	85
Blocks per game	4.3	3.9
Winning streak	0	-
Home win streak	3	-
Attendance	91210	78177
Home games-Avg/Game	10-9121	6-13030
Neutral site-Avg/Game	-	6-7132

Score by Periods

Team	1st	2nd	OT	TOT
Auburn	848	986	22	1856
Opponents	781	906	21	1708



**2025-26 Auburn Men's Basketball
Season Schedule/Results & Leaders
All games**

Game Records

Record	Overall	Home	Away	Neutral
ALL GAMES	14-8	9-1	2-4	3-3
CONFERENCE	5-4	3-1	2-3	0-0
NON-CONFERENCE	9-4	6-0	0-1	3-3

Team Results

Date	Opponent		Score	Att.	High Points	High Rebounds
11/03/2025	Bethune-Cookman	Wot	95-90	9121	(28) HALL, Keyshawn	(8) MURPHY, KeShawn (8) HALL, Keyshawn
11/06/2025	Merrimack	W	95-57	9121	(25) HALL, Keyshawn	(14) HALL, Keyshawn
11/11/2025	Wofford	W	93-62	9121	(21) FREEMAN, Elyjah	(11) HALL, Keyshawn
11/16/2025	vs Houston	L	72-73	15623	(20) HALL, Keyshawn	(11) HALL, Keyshawn
11/19/2025	Jackson St.	W	112-66	9121	(19) MURPHY, KeShawn	(7) MURPHY, KeShawn
11/24/2025	vs Oregon	W	84-73	3588	(24) PETTIFORD, Tahaad	(6) HALL, Keyshawn (6) FREEMAN, Elyjah
11/25/2025	vs Michigan	L	72-102	3837	(16) PETTIFORD, Tahaad	(6) FREEMAN, Elyjah (6) JOVIC, Filip
11/26/2025	vs St. John's (NY)	W	85-74	1631	(27) PETTIFORD, Tahaad	(8) HALL, Keyshawn
12/03/2025	NC State	W	83-73	9121	(29) OVERTON, Kevin	(10) HALL, Keyshawn
12/06/2025	at Arizona	L	68-97	14688	(30) PETTIFORD, Tahaad	(8) MURPHY, KeShawn
12/13/2025	vs Chattanooga	W	92-78	1200	(22) HALL, Keyshawn	(11) HALL, Keyshawn
12/20/2025	vs Purdue	L	60-88	16912	(22) OVERTON, Kevin	(5) OVERTON, Kevin
12/29/2025	Queens (NC)	W	106-65	9121	(27) FREEMAN, Elyjah	(6) MURPHY, KeShawn
01/03/2026	at Georgia	Lot	100-104	10261	(25) PETTIFORD, Tahaad	(10) JOVIC, Filip
01/06/2026	Texas A&M	L	88-90	9121	(32) HALL, Keyshawn	(12) HALL, Keyshawn
01/10/2026	Arkansas	W	95-73	9121	(32) HALL, Keyshawn	(10) MURPHY, KeShawn
01/14/2026	at Missouri	L	74-84	10916	(13) OVERTON, Kevin (13) FREEMAN, Elyjah	(9) HALL, Keyshawn
01/17/2026	South Carolina	W	71-67	9121	(23) JOVIC, Filip	(8) WILLIAMS-ADAMS, Sebastian
01/20/2026	at Ole Miss	W	78-66	9530	(19) HALL, Keyshawn	(14) MURPHY, KeShawn
01/24/2026	at Florida	W	76-67	11104	(24) HALL, Keyshawn	(9) MURPHY, KeShawn
01/28/2026	Texas	W	88-82	9121	(31) HALL, Keyshawn	(5) MURPHY, KeShawn
01/31/2026	at Tennessee	L	69-77	21678	(21) HALL, Keyshawn	(7) MURPHY, KeShawn (7) JOVIC, Filip

Attendance Summary

	Games	Attend	Avg/Game
Home	10	91210	9121
Away	6	78177	13030
Neutral	6	42791	7132
Total	22	212178	9644



**2025-26 Auburn Men's Basketball
Team Game-by-Game
All games**

Opponent	Date	Score		Total		3-Pointers		Free throws		Rebounds										
				FG-FGA	PCT	3FG-3FGA	PCT	FT-FTA	PCT	OFF	DEF	TOT	AVG	PF	A	TO	BLK	STL	PTS	AVG
Bethune-Cookman	11/03/2025	95-90	Wot	31-68	.456	6-23	.261	27-38	.711	17	26	43	43.0	12	15	11	4	10	95	95.0
Merrimack	11/06/2025	95-57	W	31-62	.500	6-24	.250	27-37	.730	21	34	55	49.0	20	14	8	5	7	95	95.0
Wofford	11/11/2025	93-62	W	36-71	.507	9-27	.333	12-18	.667	20	28	48	48.7	14	16	11	9	11	93	94.3
vs Houston	11/16/2025	72-73	L	22-58	.379	7-22	.318	21-33	.636	15	23	38	46.0	14	11	8	2	5	72	88.8
Jackson St.	11/19/2025	112-66	W	42-65	.646	13-32	.406	15-19	.789	8	22	30	42.8	19	28	9	4	16	112	93.4
vs Oregon	11/24/2025	84-73	W	30-65	.462	5-23	.217	19-23	.826	12	22	34	41.3	19	14	6	3	12	84	91.8
vs Michigan	11/25/2025	72-102	L	22-62	.355	10-24	.417	18-33	.545	15	20	35	40.4	18	3	8	3	4	72	89.0
vs St. John's (NY)	11/26/2025	85-74	W	29-53	.547	6-14	.429	21-25	.840	12	23	35	39.8	18	16	12	5	9	85	88.5
NC State	12/03/2025	83-73	W	26-44	.591	12-22	.545	19-22	.864	5	30	35	39.2	10	10	20	9	3	83	87.9
at Arizona	12/06/2025	68-97	L	21-63	.333	6-25	.240	20-25	.800	16	18	34	38.7	15	7	15	4	8	68	85.9
vs Chattanooga	12/13/2025	92-78	W	26-53	.491	11-30	.367	29-37	.784	14	28	42	39.0	17	17	13	3	1	92	86.5
vs Purdue	12/20/2025	60-88	L	21-58	.362	7-25	.280	11-16	.688	11	14	25	37.8	14	13	10	1	7	60	84.3
Queens (NC)	12/29/2025	106-65	W	35-63	.556	15-28	.536	21-30	.700	13	27	40	38.0	18	24	10	9	13	106	85.9
at Georgia	01/03/2026	100-104	Lot	34-75	.453	8-30	.267	24-36	.667	23	27	50	38.9	26	15	13	5	6	100	86.9
Texas A&M	01/06/2026	88-90	L	29-65	.446	7-26	.269	23-31	.742	19	21	40	38.9	17	12	13	5	5	88	87.0
Arkansas	01/10/2026	95-73	W	34-60	.567	10-22	.455	17-24	.708	9	28	37	38.8	17	20	10	2	11	95	87.5
at Missouri	01/14/2026	74-84	L	24-59	.407	6-21	.286	20-28	.714	15	19	34	38.5	19	11	11	4	7	74	86.7
South Carolina	01/17/2026	71-67	W	23-56	.411	2-19	.105	23-30	.767	11	24	35	38.3	18	10	11	8	10	71	85.8
at Ole Miss	01/20/2026	78-66	W	22-51	.431	2-17	.118	32-39	.821	13	30	43	38.6	14	10	9	4	5	78	85.4
at Florida	01/24/2026	76-67	W	26-54	.481	5-15	.333	19-21	.905	8	24	32	38.3	20	8	9	3	9	76	85.0
Texas	01/28/2026	88-82	W	24-47	.511	11-21	.524	29-39	.744	6	17	23	37.5	20	8	3	2	8	88	85.1
at Tennessee	01/31/2026	69-77	L	24-63	.381	7-31	.226	14-20	.700	12	18	30	37.2	23	13	10	1	9	69	84.4
Total		1856		612-1315	.465	171-521	.328	461-624	.739	295	523	818	37.2	382	295	230	95	176	1856	84.4
Opponents		1708		590-1317	.448	188-539	.349	340-452	.752	246	485	731	33.2	451	304	270	85	151	1708	77.6

Auburn Averages

Games Played	Points/game	FG Pct	3FG Pct	FT Pct	Rebounds/game	Assists/game	Turnovers/game	Assist/Turnover ratio	Steals/game	Blocks/game
22	84.4	46.5	32.8	73.9	37.2	13.4	10.5	1.3	8.0	4.3



**2025-26 Auburn Men's Basketball
Opponents Game-by-Game
All games**

Opponent	Date	Score		Total		3-Pointers		Free throws		Rebounds				PF	A	TO	BLK	STL	PTS	AVG
				FG-FGA	PCT	3FG-3FGA	PCT	FT-FTA	PCT	OFF	DEF	TOT	AVG							
Bethune-Cookman	11/03/2025	95-90	Wot	35-70	.500	12-23	.522	8-9	.889	8	26	34	34.0	24	18	13	9	9	90	90.0
Merrimack	11/06/2025	95-57	W	16-56	.286	8-32	.250	17-24	.708	10	14	24	29.0	27	7	11	3	7	57	73.5
Wofford	11/11/2025	93-62	W	24-62	.387	6-25	.240	8-10	.800	8	19	27	28.3	16	13	13	5	7	62	69.7
vs Houston	11/16/2025	72-73	L	28-65	.431	7-24	.292	10-12	.833	14	26	40	31.3	23	15	10	6	7	73	70.5
Jackson St.	11/19/2025	112-66	W	23-56	.411	6-18	.333	14-19	.737	11	17	28	30.6	14	6	22	1	6	66	69.6
vs Oregon	11/24/2025	84-73	W	23-61	.377	9-33	.273	18-23	.783	20	26	46	33.2	20	14	18	1	3	73	70.2
vs Michigan	11/25/2025	72-102	L	35-68	.515	14-35	.400	18-22	.818	16	35	51	35.7	21	19	9	5	7	102	74.7
vs St. John's (NY)	11/26/2025	85-74	W	23-60	.383	7-25	.280	21-28	.750	19	13	32	35.3	21	13	14	2	5	74	74.6
NC State	12/03/2025	83-73	W	26-64	.406	10-30	.333	11-13	.846	8	14	22	33.8	19	14	9	2	14	73	74.4
at Arizona	12/06/2025	68-97	L	41-67	.612	6-15	.400	9-12	.750	11	29	40	34.4	21	23	13	3	8	97	76.7
vs Chattanooga	12/13/2025	92-78	W	27-59	.458	7-20	.350	17-20	.850	4	16	20	33.1	24	17	6	0	10	78	76.8
vs Purdue	12/20/2025	60-88	L	33-59	.559	12-26	.462	10-10	1.000	9	27	36	33.3	14	21	11	5	7	88	77.8
Queens (NC)	12/29/2025	106-65	W	21-56	.375	2-15	.133	21-27	.778	9	17	26	32.8	20	9	14	3	3	65	76.8
at Georgia	01/03/2026	100-104	Lot	34-65	.523	11-29	.379	25-35	.714	10	25	35	32.9	24	11	11	9	4	104	78.7
Texas A&M	01/06/2026	88-90	L	32-61	.525	13-30	.433	13-20	.650	12	22	34	33.0	21	14	14	4	11	90	79.5
Arkansas	01/10/2026	95-73	W	25-58	.431	8-21	.381	15-21	.714	8	20	28	32.7	18	9	11	3	7	73	79.1
at Missouri	01/14/2026	74-84	L	27-48	.563	9-19	.474	21-31	.677	7	25	32	32.6	17	18	13	5	7	84	79.4
South Carolina	01/17/2026	71-67	W	23-58	.397	8-25	.320	13-20	.650	13	26	39	33.0	21	11	15	4	5	67	78.7
at Ole Miss	01/20/2026	78-66	W	22-61	.361	10-28	.357	12-15	.800	8	18	26	32.6	23	12	6	3	6	66	78.0
at Florida	01/24/2026	76-67	W	22-59	.373	7-27	.259	16-27	.593	17	22	39	33.0	18	13	11	7	8	67	77.5
Texas	01/28/2026	88-82	W	26-50	.520	12-26	.462	18-23	.783	7	19	26	32.6	26	10	11	3	3	82	77.7
at Tennessee	01/31/2026	69-77	L	24-54	.444	4-13	.308	25-31	.806	17	29	46	33.2	19	17	15	2	7	77	77.6
Total		1708		590-1317	.448	188-539	.349	340-452	.752	246	485	731	33.2	451	304	270	85	151	1708	77.6
Auburn		1856		612-1315	.465	171-521	.328	461-624	.739	295	523	818	37.2	382	295	230	95	176	1856	84.4

Opponents Averages

Games Played	Points/game	FG Pct	3FG Pct	FT Pct	Rebounds/game	Assists/game	Turnovers/game	Assist/Turnover ratio	Steals/game	Blocks/game
22	77.6	44.8	34.9	75.2	33.2	13.8	12.3	1.1	6.9	3.9