



2025-26 AUBURN MEN'S BASKETBALL

2025-26 SCHEDULE

OVERALL: 14-9 SEC: 5-5
HOME: 9-2 AWAY: 2-4 NEUTRAL: 3-3

AP POLL

DATE	AU OPP	OPPONENT (TV)	TIME (CT)
Oct. 15	20 RV	vs. Oklahoma State [EXHIBITION]	L, 95-97 (OT)
'Oct. 30	20 -	vs. Memphis [EXHIBITION]	W, 100-71

NOVEMBER (6-2)

Nov. 3	20 -	BETHUNE-COOKMAN (SECN+)	W, 95-90 (OT)
Nov. 6	20 -	MERRIMACK (SECN+)	W, 95-57
Nov. 11	22 -	WOFFORD (SECN+)	W, 93-62
Nov. 16	22 1	vs. Houston \$ (ESPN)	L, 72-73
Nov. 19	22 -	JACKSON STATE (SECN)	W, 112-66
Nov. 24	21 -	vs. Oregon ^ (TruTV)	W, 84-73
Nov. 25	21 7	vs. Michigan ^ (TNT)	L, 72-102
Nov. 26	21 14	vs. St. John's ^ (TruTV)	W, 85-74

DECEMBER (3-2)

Dec. 3	20 RV	NC STATE % (ESPN)	W, 83-73
Dec. 6	20 2	at Arizona (ESPN)	L, 68-97
Dec. 13	21 -	vs. Chattanooga ! (SECN)	W, 92-78
Dec. 20	21 6	vs. Purdue & (Peacock)	L, 60-88
Dec. 29	RV -	QUEENS UNIVERSITY (SECN)	W, 106-65

JANUARY (5-4)

Jan. 3	RV 23	at Georgia * (SECN)	L, 100-104 (OT)
Jan. 6	RV -	TEXAS A&M * (SECN)	L, 88-90
Jan. 10	RV 15	ARKANSAS * (ESPN)	W, 95-73
Jan. 14	RV -	at Missouri * (ESPN2)	L, 74-84
Jan. 17	RV -	SOUTH CAROLINA * (SECN)	W, 71-67
Jan. 20	- -	at Ole Miss * (ESPN2)	W, 78-66
Jan. 24	- 16	at Florida * (ESPN)	W, 76-67
Jan. 28	RV -	TEXAS * (ESPN2)	W, 88-82
Jan. 31	RV RV	at Tennessee * (ESPN)	L, 69-77

FEBRUARY (0-1)

Feb. 7	RV RV	ALABAMA * (ESPN2)	L, 92-96
Feb. 10	RV 19	VANDERBILT * (SECN)	6 p.m.
Feb. 14	RV 21	at Arkansas * (ESPN)	7:30 p.m.
Feb. 18	- -	at Mississippi State * (ESPN2/U)	8 p.m.
Feb. 21	- -	KENTUCKY * (ESPN2)	7:30 p.m.
Feb. 24	- -	at Oklahoma * (ESPN2/U)	8 p.m.
Feb. 28	- -	OLE MISS * (SECN)	7:30 p.m.

MARCH (0-0)

Mar. 3	- -	LSU * (SECN)	9 p.m.
Mar. 7	- -	at Alabama * (ESPN2)	7:30 p.m.
Mar. 11-15	- -	SEC Tournament	TBA

[exh-1] Ballin in Boutwell (Birmingham, AL) | [exh-2] Bad Boy Mowers Series (Alanta, GA) | \$ The Battleground 2k25 (Birmingham, AL) | ^ Players Era Championship (Las Vegas, NV) | % SEC/ACC Challenge (Auburn, AL) | ! Holiday Hoopsgiving (Atlanta, GA) | & Indy Classic (Indianapolis, IN)
* Southeastern Conference game

GAME

24

AUBURN (14-9, 5-5) vs #19 VANDERBILT (19-4, 6-4)

Tuesday, Feb. 10 | 6 P.M. CT | SEC Network
Neville Arena (9,121) | Auburn, AL



AUBURN

RV/--	AP Poll/Coaches Poll	19/20
Steven Pearl	Head Coach	Mark Byington
15-9* (1st Season)	Career Record (Year)	259-154 (14th Season)
14-9 (1st Season)	Record at School (Year)	39-17 (2nd Season)
0-0	Coach vs. Opponent	0-3

*Won one game as interim HC in 2021

SERIES: Vanderbilt leads, 90-59

TV: SEC Network (Tom Hart, Dane Bradshaw)

AUBURN RADIO: Auburn Sports Properties (Andy Burcham, Randall Dickey, Brad Law)

TIGER STORYLINES

- Comnig off a tough 96-92 loss to rival Alabama at home on Saturday, the Auburn men's basketball team has a quick turnaround as the Tigers host No. 19 Vanderbilt on Tuesday at Neville Arena. The Commodores are also coming off a loss this past weekend by suffering a 1-point defeat at home to Oklahoma. After starting the season 16-0, Vanderbilt is 3-4 in its last seven games.
- Auburn is currently in the toughest stretch of its schedule as Vanderbilt marks the Tigers 13th Quad 1 game this season, and third straight. Following Vanderbilt, three of Auburn's next four games are also currently Quad 1 opponents.
- Keyshawn Hall has scored 20 or more points in four straight contests and has moved up to 2nd in the SEC in scoring (21.0) and 14th overall nationally. Hall has scored 20+ points in 14 of his 22 games this season. He is one of just two players in the SEC to rank top 10 in both scoring and rebounding (7.0 - 8th), along with Dailyn Swain of Texas (10th in scoring, 6th in rebounding).
- Tahaad Pettiford scored a Neville Arena career-best 25 points against Alabama on Saturday and dished out seven assists. Both of those marks tied his career high for an SEC contest and he has now dished out seven assists in back-to-back games.
- KeShawn Murphy is averaging 11.3 points and 8.2 rebounds in SEC play and is coming off his third double-double of the season with 13 points and 12 rebounds against Alabama. All three of his double-doubles have come in SEC play and the senior is just 10 rebounds away from 500 in his career. Murphy is shooting 53.8 percent from the floor (42-of-78) and 83.3 percent from the line (25-of-30) during league play.
- Vanderbilt has a solid resume which includes non-conference wins over UCF, Saint Mary's, SMU, Memphis and Wake Forest, along with SEC wins over Alabama and Kentucky.
- The Tigers will have to contend with one of the top point guards in the nation in Tyler Tanner, who averages 18.6 points and 5.3 assists per game. Tanner leads three Commodores in double figures, along with Duke Miles (16.6 ppg) and Tyler Nickel (14.6 ppg). Nickel ranks 5th nationally in 3-point field goal percentage (45.0%, 77-of-171) and overall Vandy averages 88.9 points per game (12th nationally), while shooting 48.6 percent as a team (31st nationally).

AUBURN PROBABLE STARTERS

#	NAME	POS	HT	WT	CL	PPG	RPG	APG	SPG	FG%	3FG%	FT%	MPG
0	Tahaad Pettiford	G	6-1	170	So.	13.8	2.9	3.4	0.9	37.1	26.8	83.5	31.4
1	Kevin Overton	G/F	6-5	200	Jr.	12.6	3.3	1.2	1.4	41.9	36.1	86.4	29.8
3	KeShawn Murphy	F	6-10	230	Sr.	10.4	6.8	1.2	0.9	57.3	36.7	70.6	23.7
7	Keyshawn Hall	F	6-7	225	Sr.	21.0	7.0	2.8	0.9	46.5	39.6	85.6	33.3
33	Sebastian Williams-Adams	F	6-8	230	Fr.	7.5	3.5	1.8	1.4	55.4	27.3	49.4	27.3

NUMERICAL ROSTER

No.	Name	Pos.	Ht.	Wt.	Cl.	Hometown (Last School)
0	Tahaad Pettiford	G	6-1	170	So.	Jersey City, N.J. (Hudson Catholic Regional HS)
1	Kevin Overton	G/F	6-5	200	Jr.	Oklahoma City, Okla. (Texas Tech)
2	Abdul Bashir	G	6-7	165	Jr.	Omaha, Neb. (Casper (Wyo.) College)
3	KeShawn Murphy	F	6-10	230	Sr.	Birmingham, Ala. (Mississippi State)
5	Kaden Magwood	G	6-2	175	Fr.	Louisville, Ky. (Combine Academy (NC))
6	Elyjah Freeman	G/F	6-8	185	So.	Palm Beach, Fla. (Lincoln Memorial)
7	Keyshawn Hall	F	6-7	225	Sr.	Cleveland, Ohio (UCF)
10	Simon Walker	G	6-5	205	Fr.	Huntsville, Ala. (Huntsville HS)
12	Joah Shay	G	5-6	135	So.	Winston-Salem, N.C. (Mount Tabor HS)
13	CJ Williams	G	6-2	185	Sr.	DeLand, Fla. (Fayetteville (Ark.) HS)
14	Emeka Oporum	C	7-0	205	So.	Lagos, Nigeria (Butler (Kan.) CC)
17	Drake Cardwell	G	6-5	195	So.	Augusta, Ga. (Evans HS)
20	Jeremiah Bowman	G/F	6-7	205	Fr.	Glassboro, N.J. (Wilson (Ga.) Academy)
21	Blake Muschalek	G	6-3	190	Jr.	Dallas, Texas (Trinity Christian Academy)
22	Reed Trapp	G	6-6	180	Sr.	Muscle Shoals, Ala. (Birmingham-Southern)
24	Bradley Pearson	G	6-1	160	So.	Auburn, Ala. (Southern Union State CC)
33	Sebastian Williams-Adams	F	6-8	230	Fr.	Hosuton, Texas (St. John's HS)
38	Filip Jović	F	6-8	225	Fr.	Bijeljina, Bosnia and Herzegovina

ALPHABETICAL ROSTER

No.	Name	Pos.	Ht.	Wt.	Cl.	Hometown (Last School)
2	Abdul Bashir	G	6-7	165	Jr.	Omaha, Neb. (Casper (Wyo.) College)
20	Jeremiah Bowman	G/F	6-7	205	Fr.	Glassboro, N.J. (Wilson (Ga.) Academy)
17	Drake Cardwell	G	6-5	195	So.	Augusta, Ga. (Evans HS)
6	Elyjah Freeman	G/F	6-8	185	So.	Palm Beach, Fla. (Lincoln Memorial)
7	Keyshawn Hall	F	6-7	225	Sr.	Cleveland, Ohio (UCF)
38	Filip Jović	F	6-8	225	Fr.	Bijeljina, Bosnia and Herzegovina
5	Kaden Magwood	G	6-2	175	Fr.	Louisville, Ky. (Combine Academy (NC))
3	KeShawn Murphy	F	6-10	230	Sr.	Birmingham, Ala. (Mississippi State)
21	Blake Muschalek	G	6-3	190	Jr.	Dallas, Texas (Trinity Christian Academy)
14	Emeka Oporum	C	7-0	205	So.	Lagos, Nigeria (Butler (Kan.) CC)
1	Kevin Overton	G/F	6-5	200	Jr.	Oklahoma City, Okla. (Texas Tech)
24	Bradley Pearson	G	6-1	160	So.	Auburn, Ala. (Southern Union State CC)
0	Tahaad Pettiford	G	6-1	170	So.	Jersey City, N.J. (Hudson Catholic Regional HS)
12	Joah Shay	G	5-6	135	So.	Winston-Salem, N.C. (Mount Tabor HS)
22	Reed Trapp	G	6-6	180	Sr.	Muscle Shoals, Ala. (Birmingham-Southern)
10	Simon Walker	G	6-5	205	Fr.	Huntsville, Ala. (Huntsville HS)
13	CJ Williams	G	6-2	185	Sr.	DeLand, Fla. (Fayetteville (Ark.) HS)
33	Sebastian Williams-Adams	F	6-8	230	Fr.	Hosuton, Texas (St. John's HS)

BASKETBALL STAFF

Head Coach Steven Pearl (Tennessee '10) – 1st Season
 Associate Head Coach: Ira Bowman (Penn '96) – Eighth Season
 Assistant Coach: Corey Williams (Oklahoma State '02) – Third Season
 Assistant Coach: Ian Borders (Louisville '07) – Eighth Season
 Assistant Coach/Offensive Coordinator: Mike Burgomaster (Miami '16) – 10th Season
 Assistant Coach: Matt Gatens (Iowa '12) – 1st Season
 Athletic Trainer: Clark Pearson (Kentucky '96) – 17th Season
 Strength & Conditioning Coach: Damon Davis (Western Illinois '03) – 17th Season
 Director of Player Development: Marquis Daniels (Auburn '03) – Eighth Season
 Director of Operations: Maddux Jeffreys (Auburn '20) – Fourth Season

PRONUNCIATION GUIDE

TAHAAD Pettiford tuh-HAAD
 Abdul BASHIR..... bah-SHEER
 KADEN Magwood K-den
 ELYJAH Freemanuh-LIE-juh
 Blake MUSCHALEK..... mah-SHAW-lick
 JOAH Shay JOE-ah
 EMEKA OPURUM uh-mek-AH OH-purr-UM
 FILIP JOVIĆ Philip YO-vich

UNIVERSITY INFORMATION

Location.....Auburn, Ala.
 Founded.....1856
 Enrollment.....33,015
 Nickname.....Tigers
 Colors.....Burnt Orange and Navy Blue
 Conference.....Southeastern (SEC)

ADMINISTRATION

President.....Dr. Christopher B. Roberts
 Director of Athletics.....John Cohen
 Athletics Phone.....855-282-2010

COACHING STAFF

Head Coach.....Steven Pearl
 Alma Mater.....Tennessee '10
 Career Record.....15-9 (.625)
 Seasons.....First
 Record at Auburn.....15-9 (.625)
 Seasons.....First
 Associate Head Coach.....Ira Bowman
 Alma Mater.....Penn '96
 Assistant Coach.....Corey Williams
 Alma Mater.....Oklahoma State '02
 Assistant Coach/OC.....Mike Burgomaster
 Alma Mater.....Miami '16
 Assistant Coach.....Ian Borders
 Alma Mater.....Louisville '07
 Assistant Coach.....Matt Gatens
 Alma Mater.....Iowa '12
 Athletic Trainer.....Clark Pearson
 Alma Mater.....Kentucky '96
 Strength & Conditioning Coach.....Damon Davis
 Alma Mater.....Western Illinois '03
 Director of Player Development.....Marquis Daniels
 Alma Mater.....Auburn '03

PROGRAM HISTORY

First Year of Basketball.....1905-06
 All-Time Record.....1494-1254-1 (.543)
 All-Time SEC Record.....657-769 (.461)
 SEC Championships.....5
(1960, 1999, 2018, 2022, 2025)
 SEC Tournament Titles.....3
(1985, 2019, 2024)
 NCAA Tournament Appearances.....14
 NCAA Tournament Record.....23-14
 All-Americans.....15
 All-SEC Selections.....102

TEAM INFORMATION

2024-25 Record.....32-6
 SEC Record (Finish).....15-3 (1st)
 Associated Press Final Ranking.....No. 4
 USA TODAY/Coaches Final Ranking.....No. 4
 Letterwinners Returning/Lost.....6/12
 Starters Returning/Lost.....0/5
 Newcomers.....10

STATISTICAL COMPARISON



AUBURN



VANDERBILT

2025-26 STATISTICS (FEB. 8)

NCAA	SEC	Value	Statistic	NCAA	SEC	Value
121	13	1.31	Assist/Turnover Ratio	13	2	1.76
233	13	13.3	Assists Per Game	34	4	17.3
194	13	21.61	Bench Points per game	167	11	22.96
64	9	4.3	Blocks Per Game	20	4	5.0
128	12	0.530	Effective FG pct	24	1	0.567
98	10	12.39	Fastbreak Points	65	6	13.57
108	11	46.5	Field Goal Percentage	31	4	48.6
251	16	45.2	Field Goal Percentage Defense	65	5	41.7
166	5	17.5	Fouls Per Game	324	14	19.7
2	1	28.1	Free Throw Attempts Per Game	67	10	23.5
116	9	74.0	Free Throw Percentage	21	2	77.4
2	1	20.8	Free Throws Made Per Game	38	7	18.2
84	6	4.0	Rebound Margin	132	8	2.6
255	16	23.65	Rebounds (Defensive) Per Game	82	8	26.17
23	4	13.43	Rebounds (Offensive) Per Game	230	15	10.48
101	10	37.09	Rebounds Per Game	124	13	36.65
293	14	78.4	Scoring Defense	179	6	73.7
102	12	6.3	Scoring Margin	13	1	15.2
28	8	84.7	Scoring Offense	12	4	88.9
67	4	8.0	Steals Per Game	27	1	9.0
155	9	23.9	Three Point Attempts Per Game	45	4	27.9
243	11	32.8	Three Point Percentage	60	3	36.2
296	16	35.6	Three Point Percentage Defense	13	1	29.2
183	9	7.8	Three Pointers Per Game	35	3	10.1
68	5	2.1	Turnover Margin	20	2	3.7
149	4	12.35	Turnovers Forced Per Game	71	3	13.57
48	8	10.2	Turnovers Per Game	30	3	9.8
117	11	60.9	Winning Percentage	23	1	82.6

SERIES HISTORY

SERIES BREAKDOWN

Series History	Vanderbilt leads, 90-59
In Auburn	Vanderbilt leads, 36-33
In Nashville	Vanderbilt leads, 51-20
Neutral Site	Auburn leads, 5-2
Current Streak	Auburn, W3

SERIES GAME-BY-GAME: LAST 10 (AU, 8-2)

Feb. 11, 2025	A	W	80	68
Jan. 31, 2024	H	W	81	54
Jan. 17, 2024	A	W	80	65
Feb. 18, 2023	A	L	65	67
Feb. 16, 2022	H	W	94	80
Feb. 9, 2021	A	W	73	67
Jan. 8, 2020	H	W	83	79
Feb. 16, 2019	A	W	64	53
Feb. 3, 2018	H	W	93	81
Jan. 4, 2017	A	L	61	80

HEAD COACHES

STEVEN PEARL (TENNESSEE, '10)

Career Record	15-9 (1st season)
Record at Auburn	15-9 (1st season)
SEC Record	5-5
SEC Tournament Record	0-0
Home	9-2
Away	2-4
Neutral	3-3
vs. AP Top 25	3-5
vs. Vanderbilt	0-0

MARK BYINGTON (UNCW, '98)

Career Record	259-154 (14th Season)
Record at Vanderbilt	39-17 (2nd Season)
vs. Auburn	0-3

LAST GAME: ALABAMA 96, AUBURN 92

- Tahaad Pettiford and Keyshawn Hall combined for 49 points but Alabama scored 59 second-half points to defeat Auburn 96-92 Saturday at Neville Arena.
- Pettiford scored 25 points and had a game-high seven assists while Hall scored 24 points. Kevin Overton added 17 and KeShawn Murphy logged a double-double with 13 points and 12 rebounds.
- Leading by four points at the half, Auburn scored the first three points of the second half to go up by seven, but Alabama used an 11-0 run soon after to take a 58-54 lead.
- Pettiford hit a pair of 3-pointers and Overton swished his fourth to reclaim the lead for Auburn midway through the second half.
- Freshman Amari Allen, who made all three of his 3-point attempts in the second half, hit a triple to put the visitors in front at the 10:39 mark, a lead Alabama would not relinquish.
- The Tigers twice pulled within one point down the stretch, closing to 80-79 on Hall's free throw with 4:01 to play.
- Auburn committed only five turnovers, but after a costly one prevented the Tigers from potentially taking the lead, Allen hit another three at the 3:01 mark to give Alabama an 83-79 lead.
- Murphy's 3-pointer cut Alabama's six-point lead in half with 1:57 to go, then the Tigers forced a shot clock violation to earn a chance to get closer or perhaps tie, but a contested layup would not fall, and Alabama made seven free throws in the final minute to secure the victory.
- "We've got to guard," Pearl said. "Our best players have got to be better defenders. They've shown the ability to do so. If we're going to beat the best teams on our schedule, our best players have got to play better defense."

AUBURN POSTGAME NOTES - ALABAMA

- Saturday was the 81st consecutive sellout at Neville Arena (9,121).
- Auburn used the starting lineup of Tahaad Pettiford, Kevin Overton, Keyshawn Hall, KeShawn Murphy and Sebastian Williams-Adams. It is the 10th time the group has started together this season and they are now 6-4 when starting.
- Auburn topped the 90-point mark for the ninth time this season, including the third time in SEC play. The Tigers have scored at least 90 points in seven of 11 home games. Auburn is averaging 92.5 points per game at home.
- Auburn led 41-37 at halftime, which is the 13th time the Tigers have led at the half this season. Auburn is now 11-2 when leading at halftime.
- Auburn scored 51 second-half points on 54.8 percent shooting (17-of-31), including five 3-pointers, and went 12-of-16 from the free throw line after halftime. It is the Tigers' 10th 50-point half of the season.
- Auburn outscored Alabama 48-38 in the paint. The 48 points in the paint tie an SEC season high from the Arkansas game for the Tigers.
- Auburn committed only five turnovers against Alabama. It is the second time in three games the Tigers have had no more than five turnovers after tying a school record with three turnovers against Texas. Auburn forced Alabama into 14 turnovers and outscored the Crimson Tide 20-6 off turnovers.
- Auburn outrebounded Alabama, 35-30. It is the 14th time the Tigers have won the rebounding battle.
- With seven made free throws, Keyshawn Hall moved into a tie for fourth place on Auburn's single season FTM list. He now has 166 this season.

LAST MEETING VS. VANDY: FEB. 11, 2025

- Denver Jones got No. 1 Auburn off to a hot start, then Chaney Johnson and Johni Broome took over in the second half to give the top-ranked Tigers an 80-68 road win over Vanderbilt Tuesday at Memorial Gymnasium, which sounded at times like Neville Arena.
- Jones led Auburn with 21 points, making 5 of 7 3-pointers.
- Johnson scored 20 points and grabbed five rebounds, and Broome added 17 points and a team-high seven rebounds to help Auburn improve to 6-0 in SEC road games.
- Broome and Johnson combined for 31 of Auburn's 46 second-half points, with Johnson making 7 of 7 shots in the half.
- Leading 34-32 at the half, Chris Moore, making his first start of the season, made the first basket of each half.
- Jones hit his fifth 3-pointer to put the Tigers ahead by four points, but the Commodores capitalized on offensive rebounds and an Auburn turnover, taking their first lead on Jason Edwards' 3-pointer.
- Johnson took control from there, scoring nine consecutive points, reclaiming the lead with a 3-pointer, then adding three more baskets in fewer than two minutes to turn a one-point deficit into an eight-point Auburn lead.
- Broome duplicated Johnson's feat, scoring nine straight Auburn points in 3 minutes and 10 seconds down the stretch, securing Auburn's eighth win in the series in the past nine games.



Official Basketball Box Score - Final

Auburn at Vanderbilt

02/11/25 Memorial Gymnasium (Vanderbilt), Nashville, Tenn.

Vanderbilt vs. No. 1 Auburn

Game Time: 6:00 PM

Game Duration: 2:50

Attendance: 13,032

Officials: Don Daily, Doug Shows, Lucas Santos

Auburn - 80

Record: 22-2 (10-1)

No.	Name	Min	FG	3P	FT	Rebounds			Fouls		TP	AS	TO	ST	Blocks		+/-									
			M-A	M-A	M-A	OR	DR	TOT	PF	FD					BS	BA										
5	Chris Moore	F 12:53	2-2	0-0	0-0	1	0	1	2	0	4	0	0	0	0	0	9									
4	Johni Broome	C 29:53	6-16	0-3	5-8	1	6	7	1	5	17	2	0	0	3	2	15									
44	Dylan Cardwell	C 17:36	2-3	0-0	2-2	2	2	4	3	1	6	2	0	2	2	1	6									
2	Denver Jones	G 27:47	7-10	5-7	2-2	0	1	1	1	2	21	0	4	0	0	0	6									
13	Miles Kelly	G 26:50	1-5	1-3	0-0	0	2	2	2	0	3	1	0	1	0	1	18									
0	Tahaad Pettiford	25:00	3-6	2-5	1-1	0	3	3	3	2	9	2	1	1	0	0	3									
10	Chad Baker-Mazara	28:20	0-6	0-4	0-0	1	1	2	3	2	0	4	2	2	2	0	0									
31	Chaney Johnson	28:16	9-10	1-2	1-2	2	3	5	1	2	20	0	1	2	0	0	6									
8	Jaheim Hudson	04:15	0-0	0-0	0-0	0	0	0	0	0	0	0	0	0	0	0	0									
Team						1			1																	
Totals			30-58			9-24			11-15			10-19			26-14			80								
												11			8			5			4			12		

Technical Fouls: NONE

Vanderbilt - 68

Record: 17-7 (5-6)

No.	Name	Min	FG M-A	3P M-A	FT M-A	OR	DR	TOT	Fouls PF	FD	TP	AS	TO	ST	Blocks BS	BA	+/-			
5	Tyler Nickel	F 17:18	1-6	1-5	2-2	0	0	0	0	1	5	0	0	0	0	0	-17			
99	Devin McGlockton	F 30:17	4-8	1-1	1-1	5	8	13	4	3	10	1	1	1	2	2	-1			
1	Jason Edwards	G 26:44	5-11	1-5	2-3	0	3	3	0	4	13	1	1	0	0	2	-2			
11	A.J. Hoggard	G 27:08	3-11	0-1	4-4	1	1	2	1	3	10	4	3	0	0	1	-7			
30	Chris Manon	G 18:43	3-4	0-1	2-2	2	1	3	4	2	8	0	0	2	1	0	-2			
2	MJ Collins	21:42	4-7	0-2	0-0	1	1	2	1	1	8	0	1	0	0	0	-13			
4	Grant Huffman	08:29	1-3	0-1	0-0	0	0	0	0	0	2	0	1	0	0	0	-8			
22	Jaylen Carey	28:58	4-7	0-1	0-0	5	5	10	3	1	9	2	4	2	1	0	-2			
3	Tyler Tanner	20:12	1-5	0-0	2-2	0	0	0	1	1	4	0	0	2	0	0	-7			
24	JaQualon "JQ" Roberts	00:29	0-0	0-0	0-0	0	0	0	0	0	0	0	0	0	0	0	-1			
Team																				
Totals			26-62			3-17			13-14			16-21			37			68		

Technical Fouls: NONE

		AU		Vandy		Points from		AU		Vandy		Period by Period Scoring		
Biggest lead		16 (2 nd 2:17)		3 (2 nd 16:57)		Turnovers		19		12		1st 2nd TOT		
Best Scoring Run		15 (1 st 15:20)		8 (1 st 5:04)		Paint		40		40				
Lead Changes		4				Second Chance		15		21		AU		
Times Tied		2				Fast Breaks		1		10		Vandy		
Time with Lead		35:34		02:23		Bench		29		22				

AUBURN WITH NO. 2 SOS

- The Tigers currently have the nation's #2 Strength of Schedule. Auburn has played eight AP Top 25 teams, including four in the top 12 (No. 1 Arizona, No. 2 Michigan, No. 8 Houston and No. 12 Purdue) along with No. 17 Florida, No. 21 Arkansas and No. 22 St. John's.
- Auburn is 3-5 against ranked opponents this season and has a mark of 4-8 in Quad 1 games and 6-9 in Quad 1 & 2 games combined.

2025-26 HONORS/QUAD RECORDS**KEYSHAWN HALL**

- Karl Malone Award Preseason Watch List
- Lute Olson Award Early Season Watch List
- Dick Vitale National Player of the Week (1/12)
- Oscar Robertson Trophy Midseason Watch List
- SEC Player of the Week (1/26)

TAHAAD PETTIFORD

- Blue Ribbon CBB Yearbook Preseason First Team All-America
- Sporting News Preseason Third Team All-America
- Jay Bilas Preseason Third Team All-America
- Jon Rothstein Preseason Honorable Mention All-America
- NABC Player of the Year Preseason Watch List
- USBWA Player of the Year Preseason Watch List
- Naismith Player of the Year Preseason Watch List
- Oscar Robertson Trophy Preseason Watch List
- Bob Cousy Award Preseason Watch List
- SEC Preseason First Team All-SEC (Coaches)
- SEC Preseason First Team All-SEC (Media)

AUBURN QUAD RECORDS:**QUAD 1 (4-8)**

Nov. 16 vs. #1 Houston - L, 72-73 (Neutral)
 Nov. 25 vs. #7 Michigan - L, 72-102 (Neutral)
 Nov. 26 vs. #14 St. John's - W, 85-74 (Neutral)
 Dec. 3 vs. NC State - W, 83-73 (Home)
 Dec. 6 at #2 Arizona - L, 68-97 (Away)
 Dec. 20 vs. #6 Purdue - L, 60-88 (Neutral)
 Jan. 3 at #23 Georgia - L, 100-104 (OT)(Away)
 Jan. 10 vs. #15 Arkansas - W, 95-73 (Home)
 Jan. 14 at Missouri - L, 74-84, (Away)
 Jan. 24 at #16 Florida - W, 76-67 (Away)
 Jan. 31 at Tennessee - L, 69-77 (Away)
 Feb. 7 vs. Alabama - L, 92-96 (Home)

QUAD 2 (2-1)

Jan. 6 vs. Texas A&M - L, 88-90 (Home)
 Jan. 20 at Ole Miss - W, 78-66 (Home)
 Jan. 28 vs. Texas - W, 88-82 (Home)

QUAD 3 (2-0)

Nov. 24 vs. Oregon - W, 84-73 (Neutral)
 Jan. 17 vs. South Carolina - W, 71-67 (Home)

QUAD 4 (6-0)

Nov. 3 vs. Bethune-Cookman - W, 95-90 (OT) (Home)
 Nov. 6 vs. Merrimack - W, 95-57 (Home)
 Nov. 11 vs. Wofford - W, 93-62 (Home)
 Nov. 19 vs. Jackson State - W, 112-66 (Home)
 Dec. 13 vs. Chattanooga - W, 92-78 (Neutral)
 Dec. 29 vs. Queens - W, 106-65 (Home)

Ranking based on time of when they played.

STEVEN PEARL IN FIRST SEASON

- Head coach Steven Pearl has faced 10 Final Four coaches in his first 23 games this season. The 10 Final Four coaches Pearl faced in his first season: Kelvin Sampson (Houston), Dusty May (Michigan), Dana Altman (Oregon) Rick Pitino (St. John's), Matt Painter (Purdue), John Calipari (Arkansas), Chris Beard (Ole Miss), Todd Golden (Florida) Rick Barnes (Tennessee) and Nate Oats (Alabama). The 10 coaches have been to a combined 24 Final Fours and Pearl is 5-5 in such games this season.
- Pearl's win over No. 14 St. John's on Nov. 26 was his first ranked victory as a head coach, coming in his eighth contest this season making him the fastest first-year head coach at Auburn to defeat a ranked opponent. He has defeated Hall of Famers in Patino and John Calipari.
- Pearl led Auburn to a 76-67 victory at No. 16 Florida on Jan. 24, marking the Tigers' first win in Gainesville since the 1996 season (30 years).
- Pearl has faced five of the top six winningest active coaches in NCAA DI in his first 22 games as a head coach.
- In the last 50 seasons (since 1976-77), Pearl is one of just 11 first-time Division I head coaches to be ranked in the first seven weeks or more of the Associated Press poll and just the second to accomplish the feat in the last 20 seasons, joining Duke's Jon Scheyer (10 consecutive weeks).

PEARL VS. ACTIVE DIVISION I WINNINGEST COACHES (wins thru 1/6/26)

Rick Barnes, Tennessee	852	L, 69-77 on Jan. 31
John Calipari, Arkansas	851	W, 95-73 on Jan. 10; 2/14/26 in Fayetteville
Bill Self, Kansas	834	---
Kelvin Sampson, Houston	820	L, 72-73 on Nov. 16
Dana Altman, Oregon	788	W, 84-73 on Nov. 24
Rick Pitino, St. John's	780	W, 85-74 on Nov. 26

FIRST-TIME, D-I HEAD COACHES RANKED IN FIRST SEVEN WEEKS OF AP POLL

Coch, School	Season	Polls
Jamie Dixon, Pitt	2003-04	18
Bill Guthridge, UNC	1997-98	18
Gary Cunningham, UCLA	1977-78	17
Jeff Jones, Virginia	1990-91	15
Joey Meyer, DePaul	1984-85	12
Jon Scheyer, Duke	2022-23	10
Pete Hermann, Navy	1986-87	9
Steven Pearl, Auburn	2025-26	7
Mark Few, Gonzaga	1999-00	7
Larry Farmer, UCLA	1981-82	7
Larry Brown, UCLA	1979-80	7

AUBURN HEAD COACHES QUICKEST TO WIN VS. AP TOP 25

AU Gms	Coach	Score	Date - Opponent
8	Steven Pearl	85-74	11/26/25 vs. #14 St. John's
13	Cliff Ellis	104-90	1/14/95 vs. #4 Arkansas
15	Bill Lynn	81-63	2/1/64 vs. #5 Vanderbilt
30	Tommy Joe Eagles	78-76	3/9/90 vs. #16 LSU
35	Bob Davis	90-85	1/11/75 vs. #7 Kentucky
51	Bruce Pearl	75-70	1/16/16 vs. #13 Kentucky
57	Tony Barbee	65-60	2/18/12 vs. #23 Miss St
78	Jeff Lebo	83-80	1/17/07 vs. #22 Tennessee
103	Sonny Smith	83-81	2/3/82 vs. #9 Kentucky
157	Joel Eaves	74-65	2/27/56 vs. #7 Vanderbilt

TEAM NOTES

- In Auburn's 14 wins this season, the Tigers have turned it up in the second half, averaging 48.2 points on 55.0 percent shooting. Their season high in the second half is 57 points on 74.1 percent shooting (20-27) against Jackson State.
- The Tigers have won 64 consecutive non-conference games at Neville Arena dating back to the start of the 2016-17 season, the longest such streak among Division I programs.
- This season Auburn is 14-4 when shooting 40% or better from the field and have shot 50%+ seven times (all wins) this year. Dating back to last season, AU is 20-1 when shooting 50%+.
- The 2025-26 schedule includes 23-of-31 games against 2025 tournament teams, including 16-of-18 SEC games. Seven non-con games feature 2025 tournament teams: Wofford, Houston, Oregon, Michigan, St. John's, Arizona and Purdue. Five of six are neutral site or road games.
- AU has won five SEC titles (regular season or tournament) since 2018, most in the league.
- Auburn has two Final Four appearances in the last six tournaments and are one of four schools with multiple Final Fours during that time.

KEY HALL IS A BUCKET

- Senior transfer Keyshawn Hall, who led the Big 12 in scoring last season while at UCF, is second in the SEC in scoring (21.0 ppg) and eighth in rebounding (7.0 rpg). Hall is one of two players in the SEC to rank top 10 in both scoring and rebounding.
- Hall is third in the nation in free throws made (166). A total of 35.9 percent of Hall's points this season have come from the foul line.

NATIONAL LEADERS - FREE THROWS MADE

Name	GP	FTM	FTA
1. Baraka Okojie - Mercer	24	170	204
2. Brody Robinson - Oakland	25	167	215
3. Keyshawn Hall - Auburn	22	166	194
4. Kevair Kennedy - Merrimack	25	156	194
5. Justin Neely - UNCG	25	156	200

AUBURN SINGLE SEASON FREE THROWS MADE

Name	YR	FTM
1. John Mengelt	1970-71	208
2. John Mengelt	1969-70	180
3. Chris Denson	2013-14	176
T4. Keyshawn Hall	2025-26	166
T4. Jared Harper	2017-18	166
5. KT Harrell	2014-15	162
6. Wendell Green Jr.	2022-23	160
8. Jared Harper	2018-19	149
T9. Wally Tinker	1967-68	148
T9. Samir Doughy	2019-20	148

- Against Texas A&M and Arkansas, Hall became the first Auburn player in 32 years to have back-to-back 30+ point games, going for 32 in each of those contests (Wesley Person in 1994 had 34 vs. Ole Miss and 30 at Tennessee).
- Hall's 93 points through the first four games of the season were the third most by an AU player dating back to 1977-78 season, trailing only Jeff Moore's 98 in 1986-87 and Wesley Person's 96 in 1993-94. With 18 points in his fifth game, Hall became just the 15th player during that time to score 100+ points in the first five games over the last 48 years.

TAHAAD BREAKOUT PERFORMANCE AT PLAYERS ERA

- Sophomore Tahaad Pettiford had his best three-game stretch of his Auburn career at the Players Era in Las Vegas, leading the 16-team field in scoring, averaging 22.3 points over three games. The 67 points were the most over a three-game span in his AU career.
- Pettiford had a then career-high 27 points, including 18 in the second half against St. John's. He scored 12 consecutive AU points in two-minute span late in the second half to break a tie into a 6-point AU lead.
- For the tournament he shot 48.9% from the field including 42.1% from three. He was 7-of-14 from 3-point range in the last two games in the event, including 3-of-8 in the win over St. John's.

COMFORTABLE AWAY FROM HOME

- Away from Auburn, Pettiford has played well during his career averaging 14.8 ppg while shooting 44.2% (174-of-393) and .37.7% (77-of-204) from 3 in 35 career games. In contrast, he averages 9.2 points per at Neville Arena.
- This season, the sophomore is averaging 17.5 ppg while shooting 42.5% (71-of-167) and 33.7% (29-of-86) from 3 in 12 contests away from Neville Arena. In a loss at then No. 2 Arizona, Pettiford had a career-high 30 points, draining 5-of-9 from long range.

RANKED FOES BRING OUT BEST IN TAHAAD

- In 26 career games against ranked opponents, Pettiford is averaging 15.2 points per game. This year, Pettiford is averaging 16.9 ppg eight games versus ranked opponents.
- Pettiford has scored in double figures in 21-of-26 games (80.7%) against ranked teams, including 20+ in eight games (33%) vs. ranked teams.

PETTIFORD SPLITS VERSUS RANKED/UNRANKED

	G	PPG	FG%	3FG%	10+ PTS	20+ PTS
vs. Ranked	26	15.2	44.5 (136-305)	38.3 (61-159)	21	8
vs. Unranked	35	10.4	35.3 (116-328)	27.1 (49-181)	18	4

FREEMAN FROM THE BENCH

- Prior to the Chattanooga game on Dec. 13, Sophomore Division II transfer Elijah Freeman volunteered to come off of the bench after starting the previous nine games.
- In the 12 games since becoming the 6th man (aside from Ole Miss which he started), Freeman is averaging 10.7 points per game, including an Auburn career-high 27 against Queens. He has scored double figures in six of those 12 games, and overall he is averaging 9.4 ppg.

CAREER NIGHT FOR KO

- Junior guard/forward Kevin Overton had a career night in Auburn's ACC/SEC Challenge win over NC State, scoring a career and game-high 29 points on 8-of-13 shooting, including 6-of-9 from behind the arc. The Oklahoma City native was a perfect 7-of-7 from the free throw line.
- Overton established new career-bests for points (29), rebounds (9), field goals made (8) and three-point field goals made (6).
- His six three pointers were the most by an AU player this season and most since Miles Kelly drilled seven in the Tigers' 2025 NCAA Tournament opener against Alabama State.

ANOTHER CHALLENGING SCHEDULE AHEAD

- Auburn's schedule last season was the most difficult in program history as the Tigers played 17 games against AP top 15 opponents. The 2025-26 schedule includes 23-of-31 games against 2025 NCAA Tournament teams, including 16-of-18 SEC games. Six non-conference games feature 2025 NCAA Tournament teams: Wofford, Houston, Oregon, Michigan, St. John's, Arizona and Purdue.
- Auburn plays five teams that won their conference tournament last season: Houston (Big 12), Michigan (Big 10), St. John's (Big East), Florida (SEC) and Wofford (Southern).

TALE OF TWO SEASONS

- Auburn's 2025 Final Four squad featured three players currently on NBA rosters and a starting five that had two players with more combined DI starts than the entire projected starting lineup this season.

2024-25 Starters	Career G-GS	2025-26 Proj Starters	Career G-GS
Johni Broome	168-163	Keyshawn Hall	80-61
Denver Jones	131-105	Kevin Overton	71-36
Miles Kelly	133-96	Elyjah Freeman (D2)	31-28
Chad Baker-Mazara	119-56	KeShawn Murphy	74-3
Dylan Cardwell	166-40	Tahaad Pettiford	38-1
TOTAL	717-460	TOTAL	294-131

MOST WINS IN SEC IN LAST EIGHT YEARS

- The Tigers' 216 wins since the start of the 2017-18 season are the second most in the SEC (as of games through Feb. 7), which is one behind Tennessee and 12 more than Kentucky.

SEC records since 2017-18 (Thru Games on Feb. 7)

Tennessee	217-81
Auburn	216-80
Kentucky	204-89
Alabama	199-101
Arkansas	191-107
Florida	187-104
Texas	184-110
Texas A&M	173-110
LSU	167-116
Mississippi State	161-116
Oklahoma	159-122
Missouri	149-130
Ole Miss	143-138
Georgia	138-142
South Carolina	135-135
Vanderbilt	130-152

FOUNTAIN OF YOUTH

- Relative to the rest of the SEC, Auburn returns the 11th fewest rebounds (6.6%), 12th fewest points (14.3%), and 13th fewest minutes (11.9%) based off percentage returning from last year.
- Since 2000 (last 26 years), this season is the fewest number of starts returning from the previous season (Tahaad Pettiford, 1 game).

EIGHT TIGERS ON NBA OPENING DAY ROSTERS

Auburn has eight former players on 2025-26 NBA Opening Day rosters including three Tigers from last season's Final Four team. The list includes Johni Broome (Philadelphia), Dylan Cardwell (Sacramento), Sharife Cooper (Washington), Miles Kelly (Dallas), Walker Kessler (Utah), Davion Mitchell (Miami), Isaac Okoro (Chicago), and Jabari Smith

(Houston). Broome and Cooper were recently assigned to their respective organization's G-League teams.

MAGIC NUMBER 22

- Auburn head coach Steven Pearl wore No. 22 during his playing days at Tennessee and was named Auburn's 22nd head basketball coach on the 22nd of September this year. Ironically, the number of his first street address in Auburn was 2222.

2024-25 SEASON RECAP: SEC CHAMPS, FINAL FOUR

- The Tigers are coming off the most successful season in program history after winning the Southeastern Conference Championship, advancing to their second Final Four in the previous six tournaments, while winning a school-record 32 games. Auburn secured the overall No. 1 seed in the NCAA Tournament and were ranked No. 1 in the country for a program-record eight consecutive weeks earlier in the season.
- The Tigers spent a program-best, eight-straight weeks ranked No. 1 in the national polls and became one of only two SEC teams to ever be ranked No. 1 for at least six-straight weeks in the AP Poll next to Kentucky.
- Auburn finished the season ranked No. 4 in the final Associated Press Top 25 Poll, which tied the 1998-99 squad for the highest finish in the AP Poll in program history.
- Senior Johni Broome was named a consensus first team All-American and earned National Player of the Year honors from The Sporting News and Field of 68. A finalist for the Naismith Trophy and John R. Wooden Award, Broome became the third-ever Auburn player to be named SEC Player of the Year (Coaches or AP) along with Charles Barkley (1984) and Chris Porter (1999).
- The Tigers compiled a nation-leading 16 Quad 1 wins during the regular season and went 12-5 against Top 25 competition highlighted by wins over No. 4 Houston, No. 16 Purdue, No. 15 Mississippi State, No. 23 Georgia, No. 6 Tennessee, No. 23 Ole Miss, No. 2 Alabama (first-ever No. 1 vs. No. 2 meeting between SEC teams), No. 14 Michigan and No. 8 Michigan State.
- They were crowned the Maui Invitational champions with victories over No. 5 Iowa State, No. 13 North Carolina and Memphis – the team's third-straight, in-season tournament title.
- Auburn secured a historic No. 1 overall NCAA Tournament seed by winning the SEC regular season by traversing a historic gauntlet of league games with a 15-3 mark and playing the nation's toughest schedule, according to Team Rankings, ahead of Alabama, Arizona, Tennessee and Houston in the Top 5.
- Auburn's body of work included 24 of its 33 regular-season games against the NCAA Tournament field with the Tigers posting a 19-5 record in those games.
- Won the NCAA Southeast Regional by beating Michigan State in the Elite Eight and making the second NCAA Final Four appearance in school history under head coach Bruce Pearl.
- Auburn joined Arkansas, Florida and Kentucky as the only SEC schools to make multiple Final Fours in conference history.
- The Tigers boasted the eighth-highest net rating (+35.05) in KenPom history (since 2001-02) as well as the sixth-highest offensive efficiency in the platform's existence (127.2).



STEVEN PEARL

HEAD COACH

12TH SEASON AT AUBURN - FIRST SEASON AS HEAD COACH - TENNESSEE '10

Steven Pearl was named Auburn's 22nd head men's basketball coach on Sept. 22, 2025, and is in his 12th season with the program. An integral part of the best era of men's basketball at Auburn, Pearl has helped the program win five SEC Championships over the last eight

years including two Final Four runs in 2019 and 2025 as an assistant coach and associate head coach and defensive coordinator during the last two seasons.

Named one of the 50 most impactful high-major assistant coaches in NCAA Division I basketball by Silver Waves Media the last two years, Pearl has helped Auburn to six NCAA Tournament appearances, while producing four NBA Draft first-round picks in Chuma Okeke, Isaac Okoro, Jabari Smith and Walker Kessler and second-round pick Johni Broome.

This past season, Pearl helped Auburn to a historic season that saw the Tigers win the SEC Championship and make the program's second Final Four in the last six NCAA Tournaments and were ranked No. 1 for a school-record eight consecutive weeks. Auburn won a school-record 32 games with the most difficult schedule in the country, notching 16 wins over Quad 1 opponents.

In addition, the Tigers were ranked No. 1 in the country for the first time ever during the 2021-22 season and were ranked a school-record 32-consecutive weeks in The Associated Press Top 25 Poll from Oct. 18, 2021, to Feb. 5, 2023.

His duties on the bench include opponent scouting, defensive strategies and adjustments as well as in-game play calling. Pearl has also played a huge role in the development of Auburn's big men to go along with a fervent recruiting strategy.

Under Pearl's defensive direction, Auburn's field goal percentage defense over the last four seasons is best four-year span in school history and its three-point field goal percentage defense over the last three seasons is the best three-year span in Auburn history.

Auburn has ranked in the Top 10 nationally in overall defense three times in the last four seasons and is just one of only four teams in Division I to accomplish the feat. During that time, the Tigers have ranked in the top 13 in the country in effective field goal percentage defense each of the last four seasons.

His Auburn defensive over the last four seasons in the Southeastern Conference ranks second in three-point field goal percentage (.299), third in field goal percentage (.396) and fourth in scoring defense (68.1 ppg).

During Pearl's time on staff, Auburn has produced and developed seven NBA Draft picks and four All-Americans – more pros than the previous two decades. The Tigers have also won more NCAA Tournament games than any SEC program over the last seven years.

Auburn has been a hotbed for producing and developing this next-level talent, particularly from the Atlanta area, including the recruitment of current pros Okoro (No. 5 overall pick by the Cleveland Cavaliers in 2020), Kessler (No. 22 overall pick by the Memphis Grizzlies in 2022) and Sharife Cooper (No. 48 overall pick by the Atlanta Hawks in 2021).

Over the last three years, Steven Pearl has taken the lead in transfer

portal recruiting, landing some of the top transfers in the country in Kessler, Wendell Green Jr., Johni Broome, Denver Jones, and Miles Kelly. Kessler earned All-America, National Defensive Player of the Year, SEC Defensive Player of the Year and All-SEC First Team honors.

Broome developed into one of the best players in Auburn history, as he was named the SEC Player of the Year, was National Player of the Year and a unanimous first team All-America selection last season. Green Jr. was a second team All-SEC selection while Jones was named to the SEC's All-Defensive team.

Pearl served as acting head coach against North Alabama resulting in his first career coaching victory, 70-44, on Dec. 14, 2021, at Neville Arena.

In April of 2022, he also participated in the National Association of Basketball Coaches and Athletic Director U's invitation-only Collegiate Coaching Consortium at the 2022 NCAA Men's Final Four in New Orleans. The consortium brought together rising basketball coaches and Division I athletic directors for a rigorous, multi-day academy, helping those rising coaches prepare for their first head coaching opportunity.

Pearl spent the 2015-16 and 2016-17 seasons as the director of basketball operations after his first year as an assistant strength and conditioning coach. As the director of operations, he was in charge of team travel while also helping plan team practices, working with the team's academics and all of the Auburn Basketball Camps.

Pearl was a four-year letterwinner for his father, Bruce Pearl, at Tennessee, playing in 101 games from 2007-11. He helped Tennessee to back-to-back SEC East Championships in 2008 and 2009, with the '08 team winning the league by two games over Kentucky and Mississippi State. He also appeared in the NCAA Tournament each year he was a part of the program with the Volunteers advancing to the Sweet 16 in 2007 and 2008 and the Elite 8 in 2010.

Pearl, who was a three-time member of the SEC Academic Honor Roll, graduated from the University of Tennessee with a degree in marketing and international business in December 2010. He has also taken classes towards a graduate degree.

Following graduation, Pearl was a medical sales representative for Stryker Corp for three years before joining the Auburn staff. He and his wife, Brittany, were married on Aug. 27, 2022, and have a daughter named Lainey born in December 2024.

STEVEN PEARL FILE

Birthdate	September 14, 1987 (age 38)
Alma Mater	Tennessee (2010)
Playing Experience	Tennessee, 2007-2011
Coaching Experience	Auburn, Head Coach (2025-present)
	Auburn, Associate Head Coach (2023-25)
	Auburn, Assistant Coach (2017-23)

TV/RADIO ROSTER CHART



0 Tahaad Pettiford
G • 6-1 • 170 • So.
Jersey City, N.J.



1 Kevin Overton
G/F • 6-5 • 200 • Jr.
Oklahoma City, Okla.



2 Abdul Bashir
G • 6-7 • 165 • Jr.
Omaha, Neb.



3 Keshawn Murphy
F • 6-10 • 230 • Sr.
Birmingham, Ala.




5 Kaden Magwood
G • 6-2 • 175 • Fr.
Louisville, Ky.




6 Elyjah Freeman
G/F • 6-8 • 185 • So.
Palm Beach, Fla.



7 Keyshawn Hall
F • 6-7 • 240 • Sr.
Cleveland, Ohio



10 Simon Walker
G • 6-5 • 205 • Fr.
Huntsville, Ala.



12 Joah Shay
G • 5-6 • 135 • So.
Winston-Salem, N.C.



13 CJ Williams
G • 6-2 • 185 • Sr.
DeLand, Fla.




14 Emeke Oporum
C • 7-0 • 205 • So.
Lagos, Nigeria



17 Drake Cardwell
G • 6-5 • 195 • So.
Augusta, Ga.



20 Jeremiah Bowman
G/F • 6-7 • 205 • Fr.
Glassboro, N.J.



21 Blake Muschalek
G • 6-3 • 190 • Jr.
Dallas, Texas



22 Reed Trapp
G • 6-6 • 180 • Sr.
Muscle Shoals, Ala.



24 Bradley Pearson
G • 6-1 • 160 • So.
Auburn, Ala.



33 Sebastian Williams-Adams
F • 6-8 • 230 • Fr.
Houston, Texas



38 Filip Jovic
F • 6-8 • 225 • Fr.
Bijeljina, Bosnia and Herzegovina



STEVEN PEARL
Head Coach
1st Season

TIGER POLL NOTES

- Auburn was ranked a program-record 41 consecutive Associated Press from Jan. 1, 2024 through Dec. 22, 2025. It was the fifth-longest active streak behind Houston (113), Tennessee (87), Purdue (66) and Duke (51) before it was snapped last week.
- Final ranking of No. 4 last season equaled the program record for highest finish, equaling the feat accomplished by the 1998-99 squad.
- Finished ranked in the Associated Press Top 25 final poll for four consecutive years and seven of the last eight seasons.
- Spent a program-record 20 consecutive weeks in ranked in the Top 5 in 2024-25 from the first regular season poll until the final rankings.
- Were ranked No. 1 in the country for a school-record eight consecutive weeks from Jan. 1, 2025 until March 3, 2025.
- Auburn is one of just two Southeastern Conference schools to ever be ranked No. 1 in the AP poll for at least six-straight weeks.
- Auburn has been ranked No. 1 in the AP for 11 weeks in program history, first debuting at the top spot on Jan. 24, 2022 until Feb. 7, 2022.
- Finished No. 3 in the final NET rankings in 2024-25, a program-best. The Tigers were 18-6 in Quad 1 games, which were the most wins (18) and games vs. Quad 1 opponents (24) in the country. The next most were 16 wins by Florida, Houston and Michigan State with the next most Quad 1 games coming from Kentucky and Michigan.

AP POLL HISTORY					
RANKED	WEEKS	LAST TIME	GAMES	RECORD	PCT.
No. 1	11	3/3/2025	21	17-4	.809
No. 2	11	1/6/2025	18	12-6	.667
No. 3	5	3/10/2025	9	7-2	.778
No. 4	17	2025 Final	32	25-7	.781
No. 5	7	11/11/2024	13	11-2	.846
No. 6	6	12/14/1999	12	11-1	.917
No. 7	10	3/18/2024	10	7-3	.700
No. 8	12	1/22/2024	22	14-8	.636
No. 9	8	1/3/2022	9	8-1	.889
No. 10	7	2/3/2020	11	6-5	.546
No. 11	12	2024 Preseason	20	16-4	.800
No. 12	10	3/11/2024	14	12-2	.857
No. 13	10	3/4/2024	23	19-4	.826
No. 14	6	2/19/2024	15	11-4	.733
No. 15	4	1/23/2023	9	6-3	.667
No. 16	11	1/29/2024	13	9-4	.692
No. 17	10	3/9/2020	18	14-4	.778
No. 18	5	2024 Final	10	7-3	.700
No. 19	11	12/12/2023	13	9-4	.692
No. 20	10	12/1/2025	15	8-7	.533
No. 21	7	12/8/2025	10	8-2	.800
No. 22	7	11/17/2025	19	15-4	.790
No. 23	3	12/19/2022	7	5-2	.714
No. 24	2	2000 Final	5	3-2	.600
No. 25	2	1/1/2024	2	2-0	1.000
TOTAL			351	262-89	.746

AP POLL (FEB. 9 - WEEK 15)				
RK	TEAM	RECORD	PTS	PREV
1	Arizona (59)	23-0	1475	1
2	Michigan	22-1	1416	2
3	Houston	21-2	1275	8
4	Duke	21-2	1254	4
5	Iowa State	21-2	1247	7
6	UConn	22-2	1227	3
7	Nebraska	21-2	1091	9
8	Illinois	20-4	1060	5
9	Kansas	18-5	966	11
10	Michigan State	20-4	929	10
11	North Carolina	19-4	863	14
12	Gonzaga	23-2	803	6
13	Purdue	19-4	785	12
14	Florida	17-6	718	17
15	Virginia	20-3	642	18
16	Texas Tech	17-6	549	13
17	St. John's	18-5	524	22
18	Saint Louis	23-1	422	19
19	Vanderbilt	19-4	375	15
20	Clemson	20-4	354	20
21	Arkansas	17-6	304	21
22	BYU	17-6	198	16
23	Miami (OH)	24-0	195	23
24	Louisville	17-6	182	24
25	Kentucky	17-7	80	NR
Others receiving votes: Alabama, Iowa, NC State, Tennessee, Villanova, Utah State, Georgia, Santa Clara, AUBURN, Saint Mary's				

COACHES POLL (FEB. 9 - WEEK 15)				
RK	TEAM	RECORD	PTS	PREV
1	Arizona (30)	23-0	774	1
2	Michigan (1)	22-1	745	2
3	Houston	21-2	667	8
4	Iowa State	21-2	658	7
5	UConn	22-2	649	3
6	Duke	21-2	643	4
7	Illinois	20-4	563	6
8	Nebraska	21-2	538	9
9	Kansas	18-5	481	11
10	Michigan State	20-4	478	10
11	Gonzaga	23-2	455	5
12	Purdue	19-4	439	12
13	North Carolina	19-4	389	18
14	Florida	17-6	381	16
15	Virginia	20-3	332	17
16	Texas Tech	17-6	318	13
17	St. John's	18-5	259	22
18	Clemson	20-4	258	19
19	Saint Louis	23-1	193	20
20	Vanderbilt	19-4	181	15
21	Arkansas	17-6	179	21
22	BYU	17-6	138	14
23	Louisville	17-6	94	23
24	Miami (OH)	24-0	83	24
25	Iowa	18-5	71	NR
Others receiving votes: Kentucky, Alabama, Villanova, NC State, Tennessee, Utah State, Texas A&M, Georgia, Santa Clara				

POLL TRACKER				
RK	AP	COACH	NET	KENP
Week 1 (Pre)	20	22	--	--
Week 2 (11/10)	22	25	--	36
Week 3 (11/17)	22	--	--	31
Week 4 (11/24)	21	25	--	23
Week 5 (12/1)	20	24	30	22
Week 6 (12/8)	21	24	34	29
Week 7 (12/15)	21	24	33	29
Week 8 (12/22)	RV	RV	41	37
Week 9 (12/29)	N/A	RV	42	37
Week 10 (1/5)	RV	--	35	34
Week 11 (1/12)	RV	--	36	31
Week 12 (1/19)	--	--	36	33
Week 13 (1/26)	RV	--	29	25
Week 14 (2/2)	RV	--	29	26
Week 15 (2/9)	RV	--	31	30
Week 16	--	--	--	--
Week 17	--	--	--	--
Week 18	--	--	--	--
Week 19	--	--	--	--
FINAL	--	--	--	--

NEVILLE ARENA



NEVILLE ARENA RECORDS

INDIVIDUAL

Points.....	34, Johni Broome vs. Alabama (3/8/25)
.....	34, Bryce Brown vs. Dayton (12/8/18)
Field Goals.....	15, Johni Broome vs. Alabama (3/8/25)
Field Goals Attempted.....	28, Johni Broome vs. Alabama (3/8/25)
3-Pointers Made.....	8, Bryce Brown vs. South Carolina (3/3/18)
3-Pointers Attempted.....	15, Earnest Ross vs. LSU, 1/8/11)
Free Throws.....	18, Sharife Cooper vs. Missouri (1/26/21)
Free Throws Attempted.....	21, Sharife Cooper vs. Missouri (1/26/21)
Rebounds.....	18, Johni Broome vs. Georgia (2/1/23)
.....	Cinmeon Bowers vs. Alabama (1/19/16)
.....	Cinmeon Bowers vs. Ole Miss (2/20/16)
Assists.....	16, J'Von McCormick vs. CSUN (11/15/19)
Blocks.....	12, Walker Kessler vs. Texas A&M (2/12/22)

TEAM

Points.....	112 vs. Jackson State (11/19/25)
Points in a Half.....	72 vs. Northwestern State (2nd) (11/27/15)
Fewest Points.....	40 vs. Florida (1/20/11)
Field Goals.....	43 vs. Northwestern State (11/27/15)
Field Goals Attempted.....	81 vs. Northwestern State (11/15/13)
Field Goal Percentage.....	.654 vs. Ark.-Pine Bluff, 34 of 52 (12/30/13)
3-Pointers Made.....	22 vs. South Alabama (12/4/20)
3-Pointers Attempted.....	44 vs. LSU (2/8/20)
Free Throws.....	40 vs. Alabama (2/7/24)
Free Throws Attempted.....	50 vs. Alabama (2/7/24)
Free Throw Pct. (Min. 10 att.).....	.938 (15 of 16) vs. CSUN (11/15/19)
Free Throw Pct. (Min. 30 att.).....	.902 (37 of 41) vs. Mississippi St. (2/15/14)
Rebounds.....	66 vs. Mississippi College (11/14/18)
Assists.....	29 vs. Georgia (3/9/24)
Steals.....	20 vs. North Florida (12/29/18)
Blocks.....	17 vs. Nicholls State (12/25/11)

NEVILLE ARENA QUICK FACTS

Year Opened	2010
Capacity	9,121
Constuction Cost	\$86 million
First Event	October 15, 2010
	Harlem Globetrotters
First Men's Game	November 12, 2010 vs. UNC Asheville
All-Time Record	184-65 (.740)
Consecutive Sellouts	81 (1/25/2020-current)
Facility Names	Neville Arena (2022)
	Auburn Arena (2010-22)

NEVILLE ARENA ATTENANCE HISTORY

Season	Games	Attendance	Avg.	Record	Pct
2010-11	20	126,483	6,324	9-11	.450
2011-12	17	110,534	6,502	14-3	.824
2012-13	17	106,375	6,257	7-10	.412
2013-14	18	104,815	5,823	12-6	.667
2014-15	17	133,033	7,825	9-8	.529
2015-16	15	123,244	8,216	8-7	.533
2016-17 ##	15	117,490	7,833	## 4-5	.444
2017-18	16	131,537	8,221	15-1	.938
2018-19	17	138,650	8,156	15-2	.882
2019-20	17	150,721	8,866	16-1	.941
2020-21 **	13	23,712	1,824	** 8-5	.615
2021-22	16	145,936	9,121	16-0	1.000
2022-23	16	145,936	9,121	14-2	.875
2023-24	16	145,936	9,121	15-1	.938
2024-25	15	146,815	9,121	13-2	.867
2025-26	11	82,089	9,121	9-2	.818
16 Seasons	255	1,951,548	7,653	184-66	.734

** Capacity restrictions due to the COVID-19 pandemic

Record from the 2016-17 season, does not include results vacated by the NCAA

LAST TIME - INDIVIDUAL

Scored 30 points Keyshawn Hall (31) vs. Texas (1/28/26)
Scored 35 points Toney Douglas (38) vs. Nicholls State (11/24/04)
Scored 40 points Wesley Person (44) vs. UAB (12/16/93)
Two with 20 points Tahaad Pettiford (25), Keyshawn Hall (24) vs. Alabama (2/7/26)
Three with 20 points Johni Broome (22), Denver Jones (20), Tahaad Pettiford (20) vs. #14 Michigan (3/28/25)
Two with 25 points Keyshawn Hall (31), Kevin Overton (25) vs. Texas (1/28/26)
Two with 25 points (SEC) Keyshawn Hall (31), Kevin Overton (25) vs. Texas (1/28/26)
Two with 30 points Wesley Person (33), Aaron Swinson (31) vs. Troy State (12/11/91)
20 points in 1st half Keyshawn Hall (22) at #16 Florida (1/24/26)
20 points in 2nd half Keyshawn Hall (25) vs. Texas (1/28/26)
25 points in a half Keyshawn Hall (25, 2nd) vs. Texas (1/28/26)
Consec. 20-point games Keyshawn Hall 24 at #16 Florida (1/24/26); 31 vs. Texas (1/28/26); 21 at Tennessee (1/31/26); 24 vs. Alabama (2/7/26)
Consec. 30-point games Keyshawn Hall; 32 vs. Texas A&M (1/6/26); 32 vs. #15 Arkansas (1/10/26)
3+ consec. 20-point games Keyshawn Hall 24 at #16 Florida (1/24/26); 31 vs. Texas (1/28/26); 21 at Tennessee (1/31/26); 24 vs. Alabama (2/7/26)
4+ consec. 20-point games Keyshawn Hall 24 at #16 Florida (1/24/26); 31 vs. Texas (1/28/26); 21 at Tennessee (1/31/26); 24 vs. Alabama (2/7/26)
Consec. 20-point games (SEC) Keyshawn Hall 24 at #16 Florida (1/24/26); 31 vs. Texas (1/28/26); 21 at Tennessee (1/31/26); 24 vs. Alabama (2/7/26)
Consec. 25-point games (SEC) Keyshawn Hall; 32 vs. Texas A&M (1/6/26); 32 vs. #15 Arkansas (1/10/26)
3+ consec. 25-point games (SEC) Chris Denson (29) at LSU (2/8/14); (26) vs. Kentucky (2/12/14); (30) vs. Mississippi State (2/15/14)
4+ consec. 25-point games (SEC) Chris Denson (25) at S. Carolina (2/5/14); (29) at LSU (2/8/14); (26) vs. Kentucky (2/12/14); (30) vs. Mississippi State (2/15/14)
5+ consec. 25-point games (SEC) Keenan Carpenter (44) vs. LSU (1/8/89); (28) vs. Mississippi State (2/11/89); (33) at Florida (2/15/89); (32) at Ole Miss (2/18/89); (29) vs. Kentucky (2/20/89)
Consec. 20-point games off the bench Jamal Johnson (21) at Arkansas (12/30/20); (20) at Texas A&M (1/2/21)
Zero in double figures at Vanderbilt (1/7/12)
One in double figures Jamal Johnson (18) at UCF (11/30/20)
Five in double figures T. Pettiford (25), K. Hall (20), K. Overton (19), E. Freeham (14), K. Murphy (12), F. Jovic (10) at #23 Georgia (1/3/26)
Five in double figures (SEC) T. Pettiford (25), K. Hall (20), K. Overton (19), E. Freeham (14), K. Murphy (12), F. Jovic (10) at #23 Georgia (1/3/26)
Five starters in double figures C. Baker-Mazara (18), D. Cardwell (10), M. Kelly (15), D. Jones (16) J. Broome (20) at #23 Ole Miss (2/1/25)
Six in double figures T. Pettiford (25), K. Hall (20), K. Overton (19), E. Freeham (14), K. Murphy (12), F. Jovic (10) at #23 Georgia (1/3/26)
Six in double figures (SEC) T. Pettiford (25), K. Hall (20), K. Overton (19), E. Freeham (14), K. Murphy (12), F. Jovic (10) at #23 Georgia (1/3/26)
15 rebounds Johni Broome (16) vs. #14 Michigan (3/28/25)
15 rebounds (SEC) Johni Broome (18) vs. Georgia (2/1/23)
20 rebounds Johni Broome (20) vs. Ohio State (12/14/24)
25 rebounds Rex Frederick (25) at Ole Miss (1/6/58)
20 pts & 20 reb Johni Broome (21 pts, 20 reb) vs. Ohio State (12/14/24)
30 pts & 10 reb Keyshawn Hall (32 pts, 12 reb) vs. Texas A&M (1/6/26)
Two with 10 rebounds Keyshawn Hall (14), Filip Jovic (10) vs. Merrimack (11/6/25)
Three with 10 rebounds Korvotney Barber (13), Quantez Robertson (10), Lucas Hargrove (10) at Virginia (12/20/08)
Double-double KeShawn Murphy (13 points, 12 rebounds) vs. Alabama (2/7/26)
Double-double before halftime Johni Broome (17 pts, 11 reb) vs. #8 Michigan State (3/30/25)
Consecutive double-doubles Keyshawn Hall (20 pts, 11 reb) vs. #1 Houston (11/6/25); (20+11) vs. Wofford (11/11/25)

Three consecutive double-doubles Keyshawn Hall (20 pts, 11 reb vs. #1 Houston (11/6/25); 20 pts, 11 reb vs. Wofford (11/11/25); (25 pts, 14 reb) vs. Merrimack (11/6/25)
Four consecutive double-doubles Johni Broome (21 pts, 10 reb) vs. #5 Iowa State (11/25/24); (23+19) vs. #12 North Carolina (11/26/24); (21+16) vs. Memphis (11/27/24); (20+12) at #9 Duke (12/4/24)
5+ straight double-doubles Johni Broome (18 pts, 12 reb) vs. Kent State (11/13/24); (30+17) vs. North Alabama (11/18/24); (21+10) vs. #5 Iowa State (11/25/24); (23+19) vs. #12 North Carolina (11/26/24); (21+16) vs. Memphis (11/27/24); (20+12) at #9 Duke (12/4/24)
Two with double-double Johni Broome (20 pts, 12 reb); Dylan Cardwell (10 pts, 13 reb) at #23 Ole Miss (2/1/25)
Double-double w/points and assists Wendell Green Jr. (16 pts, 12 ast) at South Carolina (1/21/23)
Triple-double Walker Kessler (12 pts, 11 reb, 12 blks) vs. Texas A&M (2/12/22)
10 assists Wendell Green Jr. (12) at South Carolina (1/21/23)
15 assists J'Von McCormick (16) vs. CSUN (11/15/19)
Two with five blocks Devan Cambridge (5), Jaylin Williams (5) at Georgia (1/13/21)
10 blocks Walker Kessler (11) vs. LSU (12/29/21)
Five steals Kevin Overton (5) vs. Bethune-Cookman (11/3/25)
Five steals (SEC) Miles Kelly (5) at Texas A&M (3/4/25)
Made 50-straight free throws Chad Baker-Mazara (51) (11/18/24-1/7/25) *** school record ***
Made 30-straight free throws Keyshawn Hall (32) (11/6/25-11/25/25)
Hit buzzer-beater shot to win a game T.J. Dunans vs. Mercer (3-pt FG, 76-74) (12/18/16)
Played more than 40 minutes S. Williams-Adams (42) at #23 UGA (OT) (1/3/26)

LAST TIME - TEAM

Defeated a ranked team at home.....	vs. #15 Arkansas, 95-73 (1/10/26)
Defeated a ranked team on the road.....	at #16 Florida (1/24/26)
Defeated a ranked team at a neutral site.....	vs. #14 St. John's, 85-74 (11/26/25)
Defeated a Top 10 team at home.....	#6 Tennessee (1/25/25)
Defeated a Top 10 team on the road.....	at #2 Alabama (2/15/25)
Defeated a Top 10 team at a neutral site.....	vs. #8 Michigan State (3/30/25)
Won in overtime.....	vs. Bethune-Cookman, 95-90 (OT) (11/3/25)
Lost in overtime.....	at #23 Georgia, 100-104 (OT) (1/3/26)
Won in double overtime.....	at Ole Miss, 83-82 (2OT) (1/28/20)
Lost in double overtime.....	vs. #22 UConn, 115-109 (2OT) (11/24/21)
Played back-to-back overtime games.....	at Arkansas, W 79-76 (OT) (2/5/20)
.....	vs. LSU, W 91-90 (OT) (2/8/20)
.....	vs. Alabama, W 95-91 (OT) (2/12/20)
Played in three-straight overtime games.....	at Arkansas, W 79-76 (OT) (2/5/20)
.....	vs. LSU, W 91-90 (OT) (2/8/20)
.....	vs. Alabama, W 95-91 (OT) (2/12/20)
Played at least three overtimes.....	vs. Georgia (SECT) (4OT) (3/1/79)
Shot 70% for a half.....	74.1% (20-27) vs. Jackson State (2nd) (11/19/25)
Shot 70% for a half (SEC).....	76.0% (19-25) at Missouri (2nd) (3/5/24)
Shot 60% for a game.....	64.6% (42-65) vs. Jackson State (11/19/25)
Shot 60% for a game (SEC).....	62.1% (36-58) at Georgia (2/24/24)
Shot less than 30% for game.....	23.6% (13-55) at Tennessee (2/4/23)
Shot 100% from the FT line.....	100% (6-6) vs. Long Beach State (12/23/11)
Shot 60% from 3-point line.....	60.0% (12-20) vs. #11 South Carolina (2/14/24)
Shot less than 30% in half.....	28.6% (8-28) [2nd] at #2 Arizona (12/6/25)
Shot less than 20% in half.....	16.7% (4-24) vs. #2 Houston (2nd) (3/18/23)
Shot less than 10% in a half.....	8.3% (2-24) vs. LSU (1st) (1/8/11)
Attempted 50 free throws.....	50 vs. #16 Alabama (2/7/24)
Attempted 40 free throws.....	41 vs. #22 UConn (11/24/21)
Attempted 30 free throws in half.....	30 vs. Chattanooga (2nd) (12/13/25)
Made 40 free throws.....	40 vs. #16 Alabama (2/7/24) *school record*
Made 30 free throws.....	32 at Ole Miss (1/20/26)
Made 30 free throws (SEC).....	32 at Ole Miss (1/20/26)
Made at least 10 3-point field goals.....	11 vs. Texas (1/28/26)
Made at least 15 3-point field goals.....	15 vs. Queens (12/29/25)
Failed to make 3-point field goal.....	vs. Kentucky (0-15) (1/19/13)
Had at least 60 rebounds.....	60 at Arkansas [OT] (2/8/22)
Had at least 50 rebounds.....	55 vs. Merrimack (11/6/25)
Had less than 20 rebounds.....	19 vs. Arkansas (3/9/23)
Had 30+ rebound differential.....	+31 (55-24) vs. Merrimack (11/6/25)
Had at least 25 assists.....	28 vs. Jackson State (11/19/25)
Had at least 20 assists.....	20 vs. Arkansas (1/10/26)
Had at least 15 steals.....	16 vs. Jackson State (11/19/25)
Had at least 10 blocks.....	11 vs. Oklahoma (2/4/25)
Had at least 15 blocks.....	17 vs. Nicholls State (11/25/11)
Failed to block a shot.....	0 at #2 Alabama (3/1/23)
Had at least 25 lead changes.....	31 vs. Bethune-Cookman (11/3/25)
Scored 50 points in a half.....	54 vs. Texas (2nd) (1/28/26)
Scored 50 points in a half (SEC).....	54 vs. Texas (2nd) (1/28/26)
Scored 60 points in a half.....	66 vs. CSUN (1st) (11/15/19)
Scored 60 points in a half (SEC).....	64 at Tennessee (2nd) (2/15/06)
Scored 70 points in a half.....	72 vs. Northwestern State (2nd) (11/27/15)
Scored 100 points.....	100 at #23 Georgia (1/3/26)
Scored 100 points (SEC).....	100 at #23 Georgia (1/3/26)
Scored under 20 points in 1st half.....	19 at Tennessee (2/4/23)
Scored under 20 points in 2nd half.....	14 vs. Tulsa (11/24/14)
Scored under 10 points in a half.....	6 vs. LSU (1st) (1/8/11)
Scored 35 or under points in a game.....	35 vs. Tulsa (11/24/14)
Scored under 50 points in game.....	43 at Tennessee (2/4/23)
.....	vs. Northwestern (11/23/22)
Scored under 50 points in game (SEC).....	43 at Tennessee (2/4/23)

2025-26 AUBURN RECORD BREAKDOWN

Overall	14-9
Home	9-2
Away	2-4
Neutral	3-3
Conference	5-5
Home	3-2
Away	2-3
Non-Conference	9-4
Home	6-0
Away	0-1
Neutral	3-3
Overtime	1-1
Ranked opponents	3-5
Unranked opponents	11-4
Wearing white uniforms	11-4
Wearing navy uniforms	1-3
Wearing orange uniforms	2-2
Leading at half	11-2
Trailing at half	2-7
Tied at half	1-0
Leading with 5:00 remaining in second half	14-0
Trailing with 5:00 remaining in second half	0-9
Tied with 5:00 remaining in second half	0-0
Has more rebounds than opponent	10-4
Has less rebounds than opponent	4-5
Same rebounds as opponent	0-0
Commits more turnovers than opponent	3-2
Commits less turnovers than opponent	11-7
Same turnovers as opponent	0-0
Has more FT attempts than opponent	11-5
Has less FT attempts than opponent	1-4
Same FT attempts as opponent	2-0
Shoots 40% or better from field	14-4
Shoots less than 40% from field	0-5
Opponent shoots 40% or better from field	7-9
Opponent shoots less than 40% from field	7-0
Shoots better than opponent	12-0
Opponent shoots better	2-9
Same FG percentage	0-0
Auburn bench outscores opponent bench	9-2
Opponent bench outscores Auburn bench	5-7
Same points off the bench	0-0
Auburn scores 100 or more	2-1
Auburn scores between 90-99	5-1
Auburn scores between 80-89	3-1
Auburn scores between 70-79	4-3
Auburn scores between 60-69	0-3
Auburn scores less than 60	0-0
Opponent scores 100 or more	0-2
Opponent scores between 90-99	1-3
Opponent scores between 80-89	1-2
Opponent scores between 70-79	5-2
Opponent scores between 60-69	6-0
Opponent scores less than 60	1-0
Five-plus players score in double-figures	3-1
Four players score in double figures	4-3
Three players score in double figures	5-2
Two players score in double figures	2-3
One player scores in double figures	0-0
On Sunday	0-1
On Monday	3-0
On Tuesday	2-2
On Wednesday	4-1
On Thursday	1-0
On Friday	0-0
On Saturday	4-5
In November	6-2
In December	3-2
In January	5-4
In February	0-1
In March	0-0
In April	0-0

TEAM GAME-BY-GAME

Page 10 of 10

TEAM GAME-BY-GAME SPECIALTY STATS

WIN/LOSS MARGIN

	1	2	3	4	5	6	7	8	9	10	11-20	20+
Wins	--	--	--	1	1	1	--	--	1	1	4	5
Losses	1	1	--	2	--	--	--	1	--	1	--	3

DOUBLE-DOUBLES

Player	Opponent	Statistics
Keyshawn Hall (1)	Merrimack (11/6)	25 pts, 14 reb
Keyshawn Hall (2)	Wofford (11/11)	20 pts, 11 reb
Keyshawn Hall (3)	vs. #1 Houston (11/16)	20 pts, 11 reb
Keyshawn Hall (4)	NC State (12/3)	28 pts, 10 reb
Keyshawn Hall (5)	vs. Chattanooga (12/13)	22 pts, 11 reb
Filip Jovic (1)	at #23 Georgia	10 pts, 10 reb
Keyshawn Hall (6)	Texas A&M	32 pts, 12 reb
KeShawn Murphy (1)	#15 Arkansas	16 pts, 10 reb
KeShawn Murphy (2)	at Ole Miss	16 pts, 14 reb
KeShawn Murphy (3)	Alabama	13 pts, 12 reb

GAME LEADERS

Points

Keyshawn Hall	10
Tahaad Pettiford	6
Kevin Overton	3
Elyjah Freeman	3
Filip Jovic	1
KeShawn Murphy	1

Rebounds

Keyshawn Hall	10
KeShawn Murphy	10
Filip Jovic	3
Elyjah Freeman	1
Kevin Overton	1
Williams Adams	1

Assists

Tahaad Pettiford	11
Keyshawn Hall	6
Elyjah Freeman	2
KeShawn Murphy	2
Kevin Overton	2
Sebastian Williams-Adams	2
Kaden Magwood	1

MISCELLANEOUS

Largest margin of victory	+56 (112-66) vs. Jackson State (11/19/25)
Smallest margin of victory	+4 (71-67) vs. South Carolina (1/14/26)
Largest margin of defeat	-30 (72-102) vs. #7 Michigan (11/25/25)
Smallest margin of defeat	-1 (72-73) vs. #1 Houston (11/16/25)
Average margin of victory/defeat	+18.3/-12.8
Biggest rebound margin	+31 (55-24) vs. Merrimack (11/6/25)
Biggest rebound deficit	-16 (35-51) vs. #7 Michigan (11/25/25)
	-16 (46-30) at Tennessee (1/31/26)
Largest halftime lead	+36 (57-31) vs. Queens (12/29/25)
Largest halftime lead blown	10 vs. Texas A&M (1/6/26)
Largest halftime deficit	-28 (31-59) vs. #7 Michigan (11/25/25)
Largest halftime deficit overcome to win	-9 (30-39) vs. #14 St. John's (11/26/25)
Largest overall lead	+49 (2nd Half) vs. Jackson State (11/19/25)
Largest overall lead blown	16 vs. Texas A&M (1/6/26)
Largest overall deficit	-35 (2nd Half) vs. #7 Michigan (11/25/25)
Largest deficit overcome to win	-14 (1st Half) vs. Texas (1/28/26)

TEAM EXTREMES

Most points scored	112 vs. Jackson State (11/19/25)
Fewest points scored	60 vs. #6 Purdue (12/20/25)
Most rebounds	55 vs. Merrimack (11/6/25)
Fewest rebounds	23 vs. Texas (1/28/26)
Most assists	28 vs. Jackson State (11/19/25)
Fewest assists	3 vs. #7 Michigan (11/25/25)
Most turnovers	20 vs. NC State (12/3/25)
Fewest turnovers	3 vs. Texas (1/28/26)
Most steals	16 vs. Jackson State (11/19/25)
Fewest steals	1 vs. Chattanooga (12/13/25)
Most blocks	9, 3x, last vs. Queens (12/29/25)
Fewest blocks	1 vs. Purdue (12/20/25)
	1 at Tennessee (1/31/26)
Best shooting percentage	64.6% (42-65) vs. Jackson State (11/19/25)
Worst shooting percentage	33.3% (21-63) at #2 Arizona (12/6/25)
Best 3-pt. percentage	54.5% (12-22) vs. NC State (12/3/25)
Worst 3-pt. percentage	10.5% (2-19) vs. South Carolina (1/17/26)
Best FT percentage	90.5% (19-21) at #16 Florida (1/24/26)
Worst FT percentage	54.5% (18-33) vs. #7 Michigan (11/25/25)
Most points (1st half)	57 vs. Queens (12/29/25)
Fewest points (1st half)	28 vs. Ole Miss (1/20/26)
Most points (2nd half)	57 vs. Jackson State (11/19/25)
Fewest points (2nd half)	28 vs. Purdue (12/20/25)
Most points (OT)	14 vs. Bethune-Cookman (11/3/25)
Fewest points (OT)	8 at #23 Georgia (1/3/26)

STARTING LINEUPS

Record when starting lineup is:

Hall, Murphy, Overton, Pettiford, Williams-Adams	6-4
Freeman, Hall, Murphy, Overton, Pettiford	3-3
Freeman, Hall, Jovic, Overton, Pettiford	1-0
Hall, Jovic, Overton, Pettiford, Williams-Adams	1-0
Freeman, Hall, Jovic, Pettiford, Williams-Adams	1-0
Freeman, Murphy, Overton, Pettiford, Williams-Adams	1-0
Freeman, Hall, Murphy, Pettiford, Williams-Adams	1-0
Hall, Magwood, Murphy, Overton, Williams-Adams	0-2

Record when starts (Career):

Keyshawn Hall	13-9 (47-35)
Kevin Overton	12-9 (40-16)
Filip Jovic	3-0 (3-0)
Tahaad Pettiford	14-7 (14-7)
Elyjah Freeman	8-3 (31-8)
KeShawn Murphy	11-9 (14-9)
Sebastian Williams-Adams	10-6 (10-6)



O

TAHAAD
PETTIFORD

Guard | Sophomore | 6-1 | 170 | tuh-HAAD
Jersey City, N.J. (Hudson Catholic Regional HS)

2025-26 STATS

G-GS	PPG	RPG	APG	FG%	3PT%	FT%
23-21	13.8	2.9	3.4	37.1%	26.8%	83.5%

2025-26 NOTES

25 pts, 7 asts vs. Alabama on Saturday, including 21 pts (8 of 11 shooting) and 6 asts in second half ... Fourth game of 25+ points on season ... Sixth in SEC in assists (4.1) in conference action ... SEC play: 13.1 ppg, 3.2 rpg, 4.1 apg ... Last 5 games: 14.2 ppg, 4.2 apg ... Second on AU in scoring (13.8 ppg), minutes (31.4 mpg) and first in assists (3.4 apg) ... Hit 17 FTs in a row dating back to first half of S. Carolina win ... Career-high 30 points in loss at No. 2 Arizona ... Scored 50 points in two games vs. Arizona and Chattanooga, hitting 10-of-18 from 3 ... Averaged 22.3 ppg, 3.0 rpg, 2.3 apg, 1.3 spg on 48.9% FG, 42.1% 3FG, 86.7% FT in three games at Players Era ... Then career-high 27 points, including 18 in second half in win over No. 14 St. John's ... 12 consecutive AU points in two-minute span in second half against St. John's to break a tie into a 6-point AU lead ... No. 35 prospect in ESPN's 2025 NBA draft rankings ... Participated in the 2025 NBA draft combine ... 42-inch max vertical leap was second highest at combine.

2025-26 GAME-BY-GAME STATISTICS

Opponent	Date	GS	Min.	FG-A	3FG-A	FT-A	O-D-T	PF	A	TO	BLK	STL	PTS
BETHUNE-COOKMAN	11/3	*	40	4-13	2-9	1-3	0-1-1	1	5	2	1	1	11
MERRIMACK	11/6	*	26	4-13	1-7	4-4	2-2-4	0	1	1	0	2	13
WOFFORD	11/11	*	26	4-17	1-7	0-0	2-2-4	2	5	2	1	1	9
vs. Houston	11/16	*	33	5-14	3-8	2-3	0-1-1	1	1	1	2	2	15
JACKSON STATE	11/19	*	22	2-9	0-5	2-2	1-2-3	1	5	3	0	0	6
vs. Oregon	11/24	*	29	9-18	1-5	5-6	1-3-4	5	4	3	1	0	24
vs. Michigan	11/25	*	24	4-10	4-6	4-5	1-0-1	3	1	1	0	1	16
vs. St. John's	11/26	*	37	10-19	3-8	4-4	0-4-4	2	2	3	1	3	27
NC STATE	12/3	*	21	1-7	0-3	4-5	1-2-3	2	1	4	4	0	6
at Arizona	12/6	*	35	10-19	5-9	5-5	0-3-3	2	1	2	1	1	30
vs. Chattanooga	12/13	*	30	5-11	5-9	5-6	0-1-1	3	2	3	0	0	20
vs. Purdue	12/20	*	25	2-7	1-5	0-0	0-2-2	1	1	1	0	1	5
QUEENS	12/29	*	29	1-8	1-5	2-2	1-3-4	3	9	4	1	2	5
at Georgia	1/3		32	10-21	3-11	2-3	0-3-3	5	4	4	0	2	25
TEXAS A&M	1/6		32	3-9	1-6	4-5	0-4-4	3	2	2	0	0	11
ARKANSAS	1/10	*	30	3-9	0-4	0-1	0-4-4	3	7	2	0	2	6
at Missouri	1/14	*	32	3-12	0-5	3-4	1-2-3	4	2	1	0	2	9
SOTH CAROLINA	1/17	*	34	2-8	1-5	4-6	0-2-2	2	5	1	2	0	9
at Ole Miss	1/20	*	34	5-12	1-5	6-6	0-2-2	1	3	2	0	0	17
at Florida	1/24	*	36	4-10	1-4	2-2	1-4-5	3	1	4	0	0	11
TEXAS	1/28	*	36	2-10	1-4	2-2	0-3-3	3	3	0	0	0	7
at Tennessee	1/31	*	35	4-14	2-11	1-1	0-3-3	3	7	2	0	1	11
ALABAMA	2/7	*	34	9-16	3-8	4-4	0-3-3	3	7	2	0	0	25
VANDERBILT	2/10												
at Arkansas	2/14												
at Mississippi State	2/18												
KENTUCKY	2/21												
at Oklahoma	2/24												
OLE MISS	2/28												

CAREER STATISTICS

				Field Goals		3-Point		F-Throws		Rebounds									Scoring	
SEASON	TEAM	GP-GS	MIN/AVG	FG-FGA	FG%	3FG-3FGA	3FG%	FT-FTA	FT%	OFF	DEF	TOT	AVG	PF-FO	A	TO	BLK	STL	PTS	AVG
2024-25	AU	38-1	871/22.9	146-347	.421	70-191	.366	78-97	.804	9	75	84	2.2	91-1	113	62	7	33	440	11.6
2025-26	AU	23-21	721/31.4	106-286	.371	40-149	.268	66-79	.835	11	56	67	2.9	56-2	79	51	14	21	318	13.8
TOTAL		61-22	1592/26.1	252-633	.398	110-340	.324	144-176	.818	20	131	151	2.5	147-3	192	113	21	54	758	12.4

CAREER HONORS

- Blue Ribbon Yearbook Preseason First Team All-America
- Sporting News Preseason Third Team All-America
- Jay Bilas Preseason Third Team All-America
- Jon Rothstein Preseason Honorable Mention All-America
- NABC Player of the Year Preseason Watch List
- USBWA Player of the Year Preseason Watch List
- Naismith Player of the Year Preseason Watch List
- Oscar Robertson Trophy Preseason Watch List
- Bob Cousy Award Preseason Watch List
- SEC Preseason First Team All-SEC (Coaches)
- SEC Preseason First Team All-SEC (Media)
- 2025 NCAA South Regional All-Tournament Team
- 2024-25 NABC DI All-Southeast District Second Team
- 2024-25 SEC All-Freshman Team
- 2024 McDonald's High School All-American
- 2024 Jordan Brand Classic Boys National Team

SEASON SUPERLATIVES

Points	30	at #2 Arizona (12/6)
Rebounds	5	at #16 Florida (1/24)
Assists	9	vs. Queens (12/29)
Blocks	4	vs. NC State (12/3)
Steals	3	vs. #14 St. John's (11/26)
FG Made	10	3x, last at #23 Georgia (1/3)
FG Att	21	at #23 Georgia (1/3)
3-Pt FG Made	5	2x, last vs. Chattanooga (12/13)
3-Pt FG Att	11	2x, last at Tennessee (1/31)
FTs Made	6	at Ole Miss (1/20)
FTs Att	6	2x, last at Ole Miss (1/20)
Minutes	40	vs. Bethune-Cookman (11/3)

CAREER SUPERLATIVES

Points	30	at #2 Arizona (12/6/25)
Rebounds	6	vs. Creighton (3/22/25)
Assists	9	vs. Queens (12/29/25)
Blocks	4	vs. NC State (12/3/25)
Steals	4	vs. Mississippi State (1/14/25)
FG Made	10	3x, last at #23 Georgia (1/3/26)
FG Att	21	at #23 Georgia (1/3/26)
3-Pt FG Made	6	at Texas A&M (3/4/25)
3-Pt FG Att	11	2x, last at Tennessee (1/31/26)
FTs Made	8	at Kentucky (3/1/25)
FTs Att	9	at Kentucky (3/1/25)
Minutes	40	vs. Bethune-Cookman (11/3/25)

MISCELLANEOUS

	25-26	Career
10+ Points	14	36
20+ Points	6	12
10+ Rebounds	--	--
5+ Assists	8	16
3+ Steals	1	2
3+ Blocks	1	3
Double-Doubles	--	--
Dunks	3	8
Led AU in Points	6	13
Led AU in Rebounds	--	--
Led AU in Assists	10	25



1

KEVIN
OVERTON

Guard/Forward | Junior | 6-5 | 200
Oklahoma City, Okla. (Texas Tech/Drake)

2025-26 STATS

G-GS	PPG	RPG	APG	FG%	3PT%	FT%
23-21	12.6	3.3	1.2	41.9%	36.1%	86.4%

2025-26 NOTES

34 points shy of 1,000 for career ... 21.0 pts on 57.8% FG, and 64.3% 3FG in last two games at Neville ... Double-figure scoring in 9 of 11 home games ... Second in SEC FT% in conference play (93.9) ... Hit 53 of last 57 FTs (93.0%) which includes a streak of 23 consecutive that was snapped Saturday ... AU 7-1 when KO shoots 50% or better from field ... First on team in 3FGs (44), FT% (86.4) and steals (1.4 spg) ... SEC play: 12.8 ppg, 3.4 rpg, 1.1 spg, 93.9 FT% ... Career-best six consecutive games (17.2 ppg) in double figure scoring snapped vs. S. Carolina ... December: 16.8 ppg, 15-of-33 (45.5%) from 3 ... Team-high 22 points and five rebounds vs. #6 Purdue ... Then career-high 29 points on 8-of-13 shooting, including 6-of-9 from 3 vs. NC State ... 12 points, team-high 5 assists, 2 steals vs. No. 14 St. John's.

2025-26 GAME-BY-GAME STATISTICS

Opponent	Date	GS	Min.	FG-A	3FG-A	FT-A	O-D-T	PF	A	TO	BLK	STL	PTS
BETHUNE-COOKMAN	11/3	*	35	5-12	0-3	3-3	1-2-3	0	1	0	1	5	13
MERRIMACK	11/6	*	20	2-4	1-3	1-2	0-4-4	5	0	2	0	0	6
WOFFORD	11/11		24	5-10	3-7	0-0	0-2-2	1	1	1	0	3	13
vs. Houston	11/16	*	33	2-7	2-5	7-11	3-2-5	2	1	1	0	0	13
JACKSON STATE	11/19	*	22	3-6	3-6	4-4	0-2-2	2	2	0	0	2	13
vs. Oregon	11/24	*	30	3-10	0-4	0-0	0-2-2	1	0	0	0	2	6
vs. Michigan	11/25	*	18	0-5	0-4	2-4	1-2-3	1	0	1	0	1	2
vs. St. John's	11/26	*	38	3-7	1-2	5-5	0-3-3	1	5	1	0	2	12
NC STATE	12/3	*	38	8-13	6-9	7-7	2-7-9	1	0	0	0	0	29
at Arizona	12/6	*	27	1-8	0-4	6-6	0-2-2	2	2	2	0	2	8
vs. Chattanooga	12/13	*	11	1-3	0-2	0-0	0-0-0	0	1	0	0	0	2
vs. Purdue	12/20	*	36	8-18	4-11	2-4	3-2-5	3	2	1	0	1	22
QUEENS	12/29	*	30	8-12	5-7	2-2	0-2-2	3	1	1	0	4	23
at Georgia	1/3	*	39	7-15	2-7	3-3	2-5-7	3	2	2	1	1	19
TEXAS A&M	1/6	*	32	6-16	2-7	2-2	2-1-3	3	1	1	0	1	16
ARKANSAS	1/10	*	29	3-8	1-5	3-4	1-3-4	0	1	2	0	1	10
at Missouri	1/14	*	32	4-10	3-7	2-2	1-0-1	3	0	2	0	1	13
SOTH CAROLINA	1/17	*	38	3-8	1-5	2-2	1-4-5	3	3	2	0	3	9
at Ole Miss	1/20		24	0-5	0-4	2-2	0-4-4	2	1	0	0	0	2
at Florida	1/24	*	26	3-4	0-0	4-4	0-1-1	4	1	0	0	2	10
TEXAS	1/28	*	33	6-9	5-7	8-8	0-1-1	3	1	0	0	1	25
at Tennessee	1/31	*	30	2-10	1-7	2-2	1-2-3	3	0	2	0	1	7
ALABAMA	2/7	*	38	5-10	4-7	3-4	1-4-5	3	1	0	0	0	17
VANDERBILT	2/10												
at Arkansas	2/14												
at Mississippi State	2/18												
KENTUCKY	2/21												
at Oklahoma	2/24												
OLE MISS	2/28												

CAREER STATISTICS

				Field Goals		3-Point		F-Throws		Rebounds									Scoring	
SEASON	TEAM	GP-GS	MIN/AVG	FG-FGA	FG%	3FG-3FGA	3FG%	FT-FTA	FT%	OFF	DEF	TOT	AVG	PF-FO	A	TO	BLK	STL	PTS	AVG
2023-24	DRA	35-35	1047/29.9	135-307	.440	62-179	.346	62-78	.795	28	89	117	3.3	77-0	38	18	6	21	394	11.3
2024-25	TTU	36-1	801/22.2	95-225	.422	39-118	.331	53-68	.779	32	100	132	3.7	69-1	32	33	6	18	282	7.8
2025-26	AU	23-21	684/29.8	88-210	.419	44-122	.361	70-81	.864	19	57	76	3.3	49-1	27	21	2	33	290	12.6
TOTAL FOR AU		23-21	684/29.8	88-210	.419	44-122	.361	70-81	.864	19	57	76	3.3	49-1	27	21	2	33	290	12.6
TOTAL		94-57	2532/26.9	318-742	.429	145-419	.346	185-227	.815	79	246	325	3.5	195-2	97	72	14	72	966	10.3

CAREER HONORS

- 2024 Missouri Valley Conference All-Freshman Team
- Four-time MVC Freshman of the Week

SEASON SUPERLATIVES

Points	29	vs. NC State (12/3)
Rebounds	9	vs. NC State (12/3)
Assists	5	vs. #14 St. John's (11/26)
Blocks	1	2x, last at #23 Georgia (1/3)
Steals	5	vs. Bethune-Cookman (11/3)
FG Made	8	2x, last vs. Queens (12/29)
FG Att	18	vs. #6 Purdue (12/20)
3-Pt FG Made	6	vs. NC State (12/3)
3-Pt FG Att	11	vs. #6 Purdue (12/20)
FTs Made	8	vs. Texas (1/28)
FTs Att	11	vs. #1 Houston (11/15)
Minutes	39	at #23 Georgia (1/3)

CAREER SUPERLATIVES

Points	29	vs. NC State (12/3/25)
Rebounds	9	vs. NC State (12/3) at Missouri State (1/24/24)
Assists	5	vs. #14 St. John's (11/26/25)
Blocks	1	3x, last at #23 Georgia (1/3/26)
Steals	5	vs. Bethune-Cookman (11/3/25)
FG Made	8	3x, last vs. Queens (12/29/25)
FG Att	18	vs. #6 Purdue (12/20/25)
3-Pt FG Made	6	vs. NC State (12/3/25)
3-Pt FG Att	11	vs. #6 Purdue (12/20/25)
FTs Made	8	2x, last vs. Texas (1/28/26)
FTs Att	9	vs. Northwestern St. (11/8/24)
Minutes	43	at Missouri State (1/24/24)

MISCELLANEOUS

	25-26	Career
10+ Points	15	45
20+ Points	5	10
10+ Rebounds	--	--
5+ Assists	1	1
3+ Steals	4	5
3+ Blocks	--	--
Double-Doubles	--	--
Dunks	3	--
Led AU in Points	3	3
Led AU in Rebounds	1	1
Led AU in Assists	1	1



2 ABDUL BASHIR

Guard | Junior | 6-7 | 165 | bah-SHEER
Omaha, Neb. (Casper [Wyo.] College)

2025-26 STATS

G-GS	PPG	RPG	APG	FG%	3PT%	FT%
6-0	2.0	0.5	0.5	26.7%	15.4%	100.0%

2025-26 NOTES

Action in six games averaging 2.0 ppg, 0.5 rpg, 0.5 apg ... Last action was Nov. 25 vs. Michigan ... 10 points in 15 minutes against Merrimack, hitting 2-of-5 from behind the arc ... Made 131 three pointers as Casper College, which led NJCAA Division I last season ... 255 made threes in two years at Casper.

2025-26 GAME-BY-GAME STATISTICS

Opponent	Date	GS	Min.	FG-A	3FG-A	FT-A	O-D-T	PF	A	TO	BLK	STL	PTS
BETHUNE-COOKMAN	11/3		9	0-2	0-2	0-0	0-1-1	1	0	1	0	0	0
MERRIMACK	11/6		15	3-6	2-5	2-2	0-0-0	0	1	1	0	0	10
WOFFORD	11/11		14	1-3	0-2	0-0	0-0-0	1	0	1	0	1	2
vs. Houston	11/16		2	0-1	0-1	0-0	0-0-0	0	0	0	0	0	0
JACKSON STATE	11/19		13	0-3	0-3	0-0	0-2-2	1	2	0	0	0	0
vs. Oregon	11/24					DNP							
vs. Michigan	11/25		1	0-0	0-0	0-0	0-0-0	0	0	0	0	0	0
vs. St. John's	11/26					DNP							
NC STATE	12/3					DNP							
at Arizona	12/6					DNP							
vs. Chattanooga	12/13					DNP							
vs. Purdue	12/20					DNP							
QUEENS	12/29					DNP							
at Georgia	1/3					DNP							
TEXAS A&M	1/6					DNP							
ARKANSAS	1/10					DNP							
at Missouri	1/14					DNP							
SOTH CAROLINA	1/17					DNP							
at Ole Miss	1/20					DNP							
at Florida	1/24					DNP							
TEXAS	1/28					DNP							
at Tennessee	1/31					DNP							
ALABAMA	2/7					DNP							
VANDERBILT	2/10												
at Arkansas	2/14												
at Mississippi State	2/18												
KENTUCKY	2/21												
at Oklahoma	2/24												
OLE MISS	2/28												
LSU	3/3												
at Alabama	3/7												

CAREER HONORS

- 2025 NJCAA Division I All-American (second team)

SEASON SUPERLATIVES

Points	10	vs. Merrimack (11/6)
Rebounds	2	vs. Jackson State (11/19)
Assists	2	vs. Jackson State (11/19)
Blocks	--	
Steals	1	vs. Wofford (11/11/25)
FG Made	3	vs. Merrimack (11/6)
FG Att	2	vs. Bethune-Cookman (11/3)
3-Pt FG Made	2	vs. Merrimack (11/6)
3-Pt FG Att	5	vs. Merrimack (11/6)
FTs Made	2	vs. Merrimack (11/6)
FTs Att	2	vs. Merrimack (11/6)
Minutes	15	vs. Merrimack (11/6)

CAREER SUPERLATIVES

Points	10	vs. Merrimack (11/6/25)
Rebounds	2	vs. Jackson State (11/19/25)
Assists	2	vs. Jackson State (11/19/25)
Blocks	--	
Steals	1	vs. Wofford (11/11/25)
FG Made	3	vs. Merrimack (11/6/25)
FG Att	6	vs. Merrimack (11/6/25)
3-Pt FG Made	2	vs. Merrimack (11/6/25)
3-Pt FG Att	5	vs. Merrimack (11/6/25)
FTs Made	2	vs. Merrimack (11/6/25)
FTs Att	2	vs. Merrimack (11/6/25)
Minutes	15	vs. Merrimack (11/6/25)

MISCELLANEOUS

	25-26	Career
10+ Points	1	1
20+ Points	--	--
10+ Rebounds	--	--
5+ Assists	--	--
3+ Steals	--	--
3+ Blocks	--	--
Double-Doubles	--	--
Dunks	--	--
Led AU in Points	--	--
Led AU in Rebounds	--	--
Led AU in Assists	--	--

CAREER STATISTICS

				Field Goals		3-Point		F-Throws		Rebounds									Scoring	
SEASON	TEAM	GP-GS	MIN/AVG	FG-FGA	FG%	3FG-3FGA	3FG%	FT-FTA	FT%	OFF	DEF	TOT	AVG	PF-FO	A	TO	BLK	STL	PTS	AVG
2025-26	AU	6-0	54/9.0	4-15	.267	2-13	.154	2-2	1.000	0	3	3	0.5	3-0	3	3	0	1	12	2.0
TOTAL		6-0	54/9.0	4-15	.267	2-13	.154	2-2	1.000	0	3	3	0.5	3-0	3	3	0	1	12	2.0



3

KESHAWN
MURPHY

Forward | Senior | 6-10 | 230
Birmingham, Ala. (Mississippi State)

2025-26 STATS

G-GS	PPG	RPG	APG	FG%	3PT%	FT%
21-20	10.4	6.8	1.2	57.3%	36.7%	70.6%

2025-26 NOTES

13.0 ppg, 8.0 rpg and two double-doubles in AU's 5 SEC wins ... 3 double-doubles in SEC play, including 13 pts, 12 reb vs. Alabama ... Third in SEC with 8.2 rpg in conference games ... SEC play: 11.3 ppg, team-high 8.2 rpg ... Best game in AU uniform at Ole Miss with 16 pts, 14 reb ... Shooting 62.5% (75-of-120) from two on season ... AU 4-game SEC win streak: 12.3 ppg, 7.5 rpg, 1.3 bpg, 1.3 spg ... Shot 50%+ in 19 of 21 games played ... Double figure scoring in 6 of 10 SEC games vs. 3 of 11 non-con games ... First double-double at AU in win over #15 Arkansas with 16 pts, 10 reb ... 7 pts, 5 rebs in 31 minutes in first AU start vs. #1 Houston ... Sat out Merrimack and Wofford games with sprained ankle ... AU opener notched 17 pts (8-of-9 FG), 8 rebs and 4 asts in 23 minutes off bench ... Graduated in summer of 2025 from Miss. State.

2025-26 GAME-BY-GAME STATISTICS

Opponent	Date	GS	Min.	FG-A	3FG-A	FT-A	O-D-T	PF	A	TO	BLK	STL	PTS
BETHUNE-COOKMAN	11/3		23	8-9	1-1	0-1	3-5-8	1	4	0	1	1	17
MERRIMACK	11/6					DNP							
WOFFORD	11/11					DNP							
vs. Houston	11/16	*	31	3-6	0-0	1-2	1-4-5	1	3	0	0	0	7
JACKSON STATE	11/19	*	20	8-11	0-3	3-5	3-4-7	1	0	1	0	3	19
vs. Oregon	11/24	*	18	3-5	1-2	0-0	0-2-2	4	1	0	0	0	7
vs. Michigan	11/25	*	25	5-10	2-3	0-1	0-5-5	3	1	0	1	0	12
vs. St. John's	11/26	*	22	4-6	1-1	0-0	3-3-6	4	1	1	2	1	9
NC STATE	12/3	*	15	1-1	1-1	0-0	0-1-1	0	1	2	0	0	3
at Arizona	12/6	*	28	4-8	0-1	0-0	4-4-8	2	1	3	0	1	8
vs. Chattanooga	12/13	*	22	3-6	0-2	3-4	1-8-9	1	0	2	2	0	9
vs. Purdue	12/20	*	26	2-4	0-0	2-4	1-3-4	2	2	1	1	1	6
QUEENS	12/29	*	22	3-6	1-2	2-4	1-5-6	3	2	1	3	2	9
at Georgia	1/3	*	22	4-7	0-3	4-5	4-3-7	3	0	1	0	1	12
TEXAS A&M	1/6	*	27	4-8	0-1	0-1	5-3-8	0	1	1	1	0	8
ARKANSAS	1/10	*	27	6-10	2-3	2-2	1-9-10	2	1	0	0	1	16
at Missouri	1/14	*	21	3-9	0-0	3-4	6-2-8	1	0	0	0	1	9
SOUTH CAROLINA	1/17	*	21	4-7	0-1	3-3	1-1-2	1	1	0	2	1	11
at Ole Miss	1/20	*	23	5-8	0-0	6-7	4-10-14	1	1	0	1	1	16
at Florida	1/24	*	31	5-9	0-2	6-6	2-7-9	0	1	0	2	2	16
TEXAS	1/28	*	26	2-3	1-2	1-2	0-5-5	4	0	0	0	1	6
at Tennessee	1/31	*	23	3-7	0-0	0-0	2-5-7	2	2	1	1	1	6
ALABAMA	2/7	*	27	6-10	1-2	0-0	6-6-12	0	2	1	0	1	13
VANDERBILT	2/10												
at Arkansas	2/14												
at Mississippi State	2/18												
KENTUCKY	2/21												
at Oklahoma	2/24												
OLE MISS	2/28												

CAREER STATISTICS

				Field Goals		3-Point		F-Throws		Rebounds										Scoring	
SEASON	TEAM	GP-GS	MIN/AVG	FG-FGA	FG%	3FG-3FGA	3FG%	FT-FTA	FT%	OFF	DEF	TOT	AVG	PF-FO	A	TO	BLK	STL	PTS	AVG	
2022-23	MS	19-0	195/10.3	23-55	.418	9-32	.281	7-11	.636	11	21	32	1.7	15-0	15	12	10	10	62	3.3	
2023-24	MS	21-0	279/13.3	39-85	.459	5-28	.179	16-23	.696	25	40	65	3.1	23-0	20	21	8	4	99	4.7	
2024-25	MS	34-3	816/24.0	167-295	.566	4-27	.148	60-97	.619	79	171	250	7.4	65-1	54	52	38	31	398	11.7	
2025-26	AU	21-20	497/23.7	86-150	.573	11-30	.367	36-51	.706	48	95	143	6.8	36-0	25	15	17	19	219	10.4	
TOTAL FOR AU		21-20	497/23.7	86-150	.573	11-30	.367	36-51	.706	48	95	143	6.8	36-0	25	15	17	19	219	10.4	
TOTAL		95-23	1787/18.8	315-585	.538	29-117	.248	119-182	.654	163	327	490	5.2	139-1	114	100	73	64	778	8.2	

SEASON SUPERLATIVES

Points	19	vs. Jackson State (11/19)
Rebounds	14	at Ole Miss (1/20)
Assists	4	vs. Bethune-Cookman (11/3)
Blocks	3	vs. Queens (12/29)
Steals	3	vs. Jackson State (11/19)
FG Made	8	vs. Jackson State (11/19)
		vs. Bethune-Cookman (11/3)
FG Att	11	vs. Jackson State (11/19)
3-Pt FG Made	2	2x, last vs. #15 Arkansas (1/10)
3-Pt FG Att	3	4x, last vs. #15 Arkansas (1/10)
FTs Made	6	2x, last at #16 Florida (1/24)
FTs Att	7	at Ole Miss (1/20)
Minutes	31	vs. #1 Houston (11/15)

CAREER SUPERLATIVES

Points	20	vs. Pitt (12/4/24)
Rebounds	14	2x, last at Ole Miss (1/20/26)
Assists	4	4x, last vs. Bethune-Cookman (11/3/25)
Blocks	4	vs. South Carolina (11/28/24)
Steals	3	4x, last vs. Jackson State (11/19/25)
FG Made	8	8x, last vs. Jackson State (11/19/25)
FG Att	14	3x, last vs. Florida (2/11/25)
3-Pt FG Made	3	vs. Alabama (12/28/22)
3-Pt FG Att	4	3x, last vs. Georgia (2/7/24)
FTs Made	8	vs. Utah (11/17/24)
FTs Att	10	vs. Utah (11/27/24)
Minutes	34	at Memphis (12/21/24)

MISCELLANEOUS

	25-26	Career
10+ Points	9	36
20+ Points	--	1
10+ Rebounds	3	10
5+ Assists	--	--
3+ Steals	1	1
3+ Blocks	1	--
Double-Doubles	3	8
Dunks	18	--
Led AU in Points	1	1
Led AU in Rebounds	10	10
Led AU in Assists	2	2



5 KADEN MAGWOOD

Guard | Freshman | 6-2 | 175 | K-den
Louisville, Ky. (Combine Academy [NC])

2025-26 STATS

G-GS	PPG	RPG	APG	FG%	3PT%	FT%
15-2	3.3	1.1	1.9	37.7%	28.0%	100.0%

2025-26 NOTES

Started first two SEC games ... Leads team with 2.6 A/TO ratio ... 25 assists and just 9 TOs in last 141 minutes of action (12 games) ... Fourth on team in assists 1.9 apg ... In three games at Players Era averaged 4.7 ppg in 8.7 mpg off the bench ... Eight assists vs. Jackson State were most by AU freshman since Sharife Cooper had eight at Kentucky on Feb. 13, 2021 ... 6 pts, 8 ast, 2 stl, 2 reb in season-high 19 min. vs. Jackson State ... Career-high 9 points on 4-of-6 shooting against Wofford ... Three points and three assists in 15 minutes vs. Merrimack ... 15 points in 20 minutes in starting nod against Memphis in second exhibition game ... No. 39 overall player in the Class of 2025 by ESPN.

2025-26 GAME-BY-GAME STATISTICS

Opponent	Date	GS	Min.	FG-A	3FG-A	FT-A	O-D-T	PF	A	TO	BLK	STL	PTS
BETHUNE-COOKMAN	11/3		6	0-2	0-1	0-0	1-0-1	1	0	1	0	0	0
MERRIMACK	11/6		15	1-5	1-4	0-0	0-2-2	0	3	1	1	0	3
WOFFORD	11/11		14	4-6	1-3	0-0	0-0-0	2	1	0	0	0	9
vs. Houston	11/16		8	1-3	1-2	0-0	1-0-1	1	0	0	0	0	3
JACKSON STATE	11/19		19	3-6	0-2	0-0	1-1-2	3	8	1	0	2	6
vs. Oregon	11/24		7	2-4	0-1	0-0	0-0-0	0	3	1	0	2	4
vs. Michigan	11/25		16	3-10	2-4	0-0	0-3-3	0	0	0	0	0	8
vs. St. John's	11/26		3	1-1	0-0	0-0	0-0-0	0	0	0	0	0	2
NC STATE	12/3		8	1-1	0-0	0-0	0-0-0	1	1	1	0	0	2
at Arizona	12/6		11	1-4	0-2	0-0	1-0-1	1	1	1	0	2	2
vs. Chattanooga	12/13		13	1-2	1-2	0-0	0-2-2	2	3	0	0	0	3
vs. Purdue	12/20		15	1-3	0-1	0-0	0-0-0	1	2	1	0	1	2
QUEENS	12/29		11	1-2	1-1	2-2	0-2-2	1	3	1	0	0	5
at Georgia	1/3	*	8	0-2	0-1	0-0	0-0-0	3	2	0	0	1	0
TEXAS A&M	1/6	*	8	0-2	0-0	0-0	0-2-2	2	1	3	0	0	0
ARKANSAS	1/10					DNP							
at Missouri	1/14					DNP							
SOTH CAROLINA	1/17					DNP							
at Ole Miss	1/20					DNP							
at Florida	1/24					DNP							
TEXAS	1/28					DNP							
at Tennessee	1/31					DNP							
ALABAMA	2/7					DNP							
VANDERBILT	2/10												
at Arkansas	2/14												
at Mississippi State	2/18												
KENTUCKY	2/21												
at Oklahoma	2/24												
OLE MISS	2/28												
LSU	3/3												

SEASON SUPERLATIVES

Points	9	vs. Wofford (11/11)
Rebounds	3	vs. #7 Michigan (11/25)
Assists	8	vs. Jackson State (11/19)
Blocks	1	vs. Merrimack (11/6)
Steals	2	3x, last at #2 Arizona (12/6)
FG Made	4	vs. Wofford (11/11)
FG Att	10	vs. #7 Michigan (11/25)
3-Pt FG Made	2	vs. #7 Michigan (11/25)
3-Pt FG Att	4	2x, last vs. #7 Michigan (11/25)
FTs Made	2	vs. Queens (12/29)
FTs Att	2	vs. Queens (12/29)
Minutes	16	vs. #7 Michigan (11/25)

CAREER SUPERLATIVES

Points	9	vs. Wofford (11/11/25)
Rebounds	3	vs. #7 Michigan (11/25/25)
Assists	8	vs. Jackson State (11/19/25)
Blocks	1	vs. Merrimack (11/6/25)
Steals	2	3x, last at #2 Arizona (12/6/25)
FG Made	4	vs. Wofford (11/11/25)
FG Att	10	vs. #7 Michigan (11/25/25)
3-Pt FG Made	2	vs. #7 Michigan (11/25/25)
3-Pt FG Att	4	2x, last vs. #7 Michigan (11/25/25)
FTs Made	2	vs. Queens (12/29/25)
FTs Att	2	vs. Queens (12/29/25)
Minutes	16	vs. #7 Michigan (11/25/25)

MISCELLANEOUS

	25-26	Career
10+ Points	--	--
20+ Points	--	--
10+ Rebounds	--	--
5+ Assists	1	1
3+ Steals	--	--
3+ Blocks	--	--
Double-Doubles	--	--
Dunks	1	1
Led AU in Points	--	--
Led AU in Rebounds	--	--
Led AU in Assists	1	1

CAREER STATISTICS

				Field Goals		3-Point		F-Throws		Rebounds									Scoring	
SEASON	TEAM	GP-GS	MIN/AVG	FG-FGA	FG%	3FG-3FGA	3FG%	FT-FTA	FT%	OFF	DEF	TOT	AVG	PF-FO	A	TO	BLK	STL	PTS	AVG
2025-26	AU	15-2	161/10.7	20-53	.377	7-25	.280	2-2	1.000	4	12	16	1.1	18-0	28	11	1	8	49	3.3
TOTAL		15-2	161/10.7	20-53	.377	7-25	.280	2-2	1.000	4	12	16	1.1	18-0	28	11	1	8	49	3.3



6

ELYJAH
FREEMAN

Guard/Forward | Sophomore | 6-8 | 185 | uh-LIE-juh
Palm Beach, Fla. (Lincoln Memorial)

2025-26 STATS

G-GS	PPG	RPG	APG	FG%	3PT%	FT%
23-10	9.4	4.5	1.2	46.5%	31.7%	70.4%

2025-26 NOTES

SEC games: 8.5 ppg, 3.8 rpg ... Last 5 games: 7.4 ppg, 3.4 rpg, 1.6 spg ... Off bench this season (13 games): 10.1 ppg, 4.2 rpg in 23.7 mpg compared to 8.4 ppg, 5.2 rpg in 25.7 mpg in 9 starts ... Third on team in rebounding (4.5) and fifth in scoring (9.4) ... Auburn career-best 27 points in 23 min. off bench vs. Queens ... Game-high 21 points in 28 minutes with 5 rebounds, 3 assists, 2 steals and a block vs. Wofford ... 14 pts, 6 reb, 5 ast on 5-of-6 FGs vs. Jackson State ... In first career start at AU, had 9 points, 7 rebounds and 2 steals in opener against Bethune-Cookman ... South Atlantic Conference First Team and All-Freshman team last season while at Lincoln Memorial ... Averaged 18.9 points and 8.7 rebounds as a freshman at LMU ... Grew four inches during senior year in high school.

2025-26 GAME-BY-GAME STATISTICS

Opponent	Date	GS	Min.	FG-A	3FG-A	FT-A	O-D-T	PF	A	TO	BLK	STL	PTS
BETHUNE-COOKMAN	11/3	*	31	3-6	0-1	3-5	1-6-7	1	0	1	0	2	9
MERRIMACK	11/6		22	2-5	0-2	0-1	2-4-6	4	2	2	0	0	4
WOFFORD	11/11	*	28	7-12	1-4	6-8	2-3-5	2	3	0	1	2	21
vs. Houston	11/16	*	30	3-9	1-3	0-1	1-2-3	2	2	2	0	1	7
JACKSON STATE	11/19	*	22	5-6	2-3	2-2	1-5-6	0	5	1	1	2	14
vs. Oregon	11/24	*	29	2-5	1-2	3-4	1-5-6	0	1	1	1	4	8
vs. Michigan	11/25	*	17	0-3	0-1	0-0	3-3-6	0	1	3	1	1	0
vs. St. John's	11/26	*	37	3-4	0-0	2-2	1-5-6	3	1	4	0	1	8
NC STATE	12/3	*	18	2-3	0-1	2-2	1-4-5	1	1	2	2	0	6
at Arizona	12/6	*	21	1-7	0-3	1-2	2-1-3	0	0	2	1	1	3
vs. Chattanooga	12/13		33	7-13	2-6	3-3	3-4-7	4	0	2	0	1	19
vs. Purdue	12/20		22	1-6	0-2	4-4	2-1-3	1	3	2	0	1	6
QUEENS	12/29		23	9-13	4-4	5-5	1-2-3	0	1	0	0	1	27
at Georgia	1/3		23	5-9	2-4	2-6	3-2-5	1	1	0	0	0	14
TEXAS A&M	1/6		15	3-6	0-2	2-2	2-1-3	2	0	0	1	1	8
ARKANSAS	1/10		27	4-8	2-3	3-4	0-6-6	0	3	0	0	2	13
at Missouri	1/14		27	4-8	2-4	3-6	0-2-2	2	0	1	1	0	13
SOTH CAROLINA	1/17		22	0-5	0-2	0-0	2-4-6	4	0	0	2	0	0
at Ole Miss	1/20	*	28	2-8	0-4	5-8	2-4-6	1	1	2	0	1	9
at Florida	1/24		27	3-6	0-2	0-0	2-1-3	0	1	1	0	3	6
TEXAS	1/28		19	4-6	1-1	1-2	2-1-3	2	1	1	0	2	10
at Tennessee	1/31		27	3-8	1-4	0-0	2-2-4	2	0	0	0	1	7
ALABAMA	2/7		16	1-3	0-2	3-4	0-1-1	5	0	0	0	1	5
VANDERBILT	2/10												
at Arkansas	2/14												
at Mississippi State	2/18												
KENTUCKY	2/21												
at Oklahoma	2/24												
OLE MISS	2/28												
LSU	3/3												
at Alabama	3/7												

CAREER STATISTICS

				Field Goals		3-Point		F-Throws		Rebounds									Scoring	
SEASON	TEAM	GP-GS	MIN/AVG	FG-FGA	FG%	3FG-3FGA	3FG%	FT-FTA	FT%	OFF	DEF	TOT	AVG	PF-FO	A	TO	BLK	STL	PTS	AVG
2024-25	LM	31-28	957/30.9	200-341	.587	26-57	.456	159-197	.807	74	197	271	8.7	70-3	72	79	23	54	585	18.9
2025-26	AU	23-10	563/24.5	74-159	.465	19-60	.317	50-71	.704	35	69	104	4.5	37-1	28	27	11	28	217	9.4
TOTAL FOR AU		23-10	563/24.5	74-159	.465	19-60	.317	50-71	.704	35	69	104	4.5	37-1	28	27	11	28	217	9.4
TOTAL		54-38	1520/28.1	274-500	.548	45-117	.385	209-268	.780	109	266	375	6.9	107-4	100	106	34	82	802	14.9

CAREER HONORS

- 2025 NABC Southeast Region All-District Second Team
- 2025 D2CSC All-Region Second Team
- 2025 South Atlantic Conference Freshman of the Year
- 2025 South Atlantic Conference First Team
- 2025 South Atlantic Conference All-Freshman Team
- South Atlantic Conference Player of the Week (1/13/25)
- NABC National Player of the Week (1/14/25)
- TSWA Player of the Week (1/15/25)
- 2024-25 South Atlantic Conference Commissioner's Honor Roll

SEASON SUPERLATIVES

Points	27	vs. Queens (12/29)
Rebounds	7	2x, last vs. Chattanooga (12/13)
Assists	5	vs. Jackson State (11/19)
Blocks	2	2x, last vs. South Carolina (1/17)
Steals	4	vs. Oregon (11/24)
FG Made	9	vs. Queens (12/29)
FG Att	13	2x, last vs. Queens (12/29)
3-Pt FG Made	4	vs. Queens (12/29)
3-Pt FG Att	6	vs. Chattanooga (12/13)
FTs Made	6	vs. Wofford (11/11)
FTs Att	8	2x, last at Ole Miss (1/20)
Minutes	37	vs. #14 St. John's (11/26)

CAREER SUPERLATIVES

Points	36	at Carson-Newman (1/8/25)
Rebounds	19	vs. Carson-Newman (3/6/25)
Assists	6	vs. Emory & Henry (1/22/25)
Blocks	4	vs. South Carolina (11/28/24)
Steals	6	vs. Wingate (3/4/25)
FG Made	14	vs. Coker (1/11/25)
FG Att	24	at Carson-Newman (1/8/25)
3-Pt FG Made	4	2x, last vs. Queens (12/29/25)
3-Pt FG Att	6	at Carson-Newman (1/8/25)
FTs Made	11	vs. UNC Pembroke (3/15/25)
FTs Att	13	vs. UNC Pembroke (3/15/25)
Minutes	45	vs. Lenoir-Rhyne (3/7/25)

MISCELLANEOUS

	25-26	Career
10+ Points	8	36
20+ Points	2	16
10+ Rebounds	--	11
5+ Assists	1	4
3+ Steals	1	10
3+ Blocks	--	1
Double-Doubles	--	11
Dunks	17	--
Led AU in Points	3	3
Led AU in Rebounds	3	3
Led AU in Assists	2	2



7 KEYSHAWN HALL

Forward | Senior | 6-7 | 225
Cleveland, Ohio (UCF)

2025-26						
G-GS	PPG	RPG	APG	FG%	3PT%	FT%
22-22	21.0	7.0	2.8	46.5%	39.6%	85.6%

2025-26 NOTES

25.0 ppg in last 4 games ... Last 3 games: 18.3 ppg, 57.1% FG in second half vs. 7.0 ppg, 25% FG in first half ... Second in SEC in scoring (21.0 ppg), eighth in rebounds (7.0 rpg) ... Last AU player to avg. 21.0+ ppg for a season - Wesley Person (1993-94, 22.2 ppg) ... 14th nationally in scoring (21.0) and third in FTM (166) and ninth in FTAs (194) ... T4th on AU single-season FTM list (166), 11 shy of 3rd ... 197 pts in January (21.9 ppg) is most by AU player in a month in 24 years (Marquis Daniels, 200 pts, 20.0 ppg in Dec 2002) ... 25 second half points in win over Texas ... 3SEC Co-Player of the Week (Jan. 26) after helping AU to pair of SEC road wins (21.5 ppg, 7.0 rpg, 3.0 apg) ... 22 pts, 4 ast, 3 reb in 1st H at Florida ... AU 4 game win streak: 20.5 ppg, 5.3 rpg, 41 pct of pts from FT line ... Dick Vitale National Player of the Week (1/12) after averaging 32.0 pts, 7.0 reb, 4.0 ast, 2.0 blks, 65.5% FG and 70.0% 3FG ... First AU player in 32 years (Wesley Person, 1994) to score 30+ in consecutive SEC games ... First AU player since Wesley Person in 1993-94 to enter SEC play averaging 20 ppg ... 93 points thru first four games of season the third most by AU player over last 48 seasons.

2025-26 GAME-BY-GAME STATISTICS

Opponent	Date	GS	Min.	FG-A	3FG-A	FT-A	O-D-T	PF	A	TO	BLK	STL	PTS
BETHUNE-COOKMAN	11/3	*	37	5-12	2-4	16-18	3-5-8	2	2	4	1	0	28
MERRIMACK	11/6	*	26	6-9	1-1	12-13	5-9-14	1	1	0	0	1	25
WOFFORD	11/11	*	27	7-10	3-3	3-3	4-7-11	1	6	4	3	2	20
vs. Houston	11/16	*	29	6-16	0-3	8-8	4-7-11	3	1	2	0	1	20
JACKSON STATE	11/19					DNP							
vs. Oregon	11/24	*	36	5-14	2-7	6-6	4-2-6	2	1	0	0	1	18
vs. Michigan	11/25	*	32	4-11	1-4	6-7	1-4-5	2	0	2	0	0	15
vs. St. John's	11/26	*	35	5-11	1-3	9-12	1-7-8	3	4	1	1	0	20
NC STATE	12/3	*	36	9-14	5-7	5-5	0-10-10	1	1	6	0	1	28
at Arizona	12/6	*	36	3-11	1-4	6-6	2-2-4	3	0	3	1	1	13
vs. Chattanooga	12/13	*	36	5-9	1-5	11-14	3-8-11	1	6	2	1	0	22
vs. Purdue	12/20	*	35	5-11	2-6	2-2	0-3-3	3	2	3	0	0	14
QUEENS	12/29	*	25	6-10	3-6	3-5	2-3-5	4	7	2	2	2	18
at Georgia	1/3	*	38	5-13	1-4	9-12	3-4-7	4	4	3	1	1	20
TEXAS A&M	1/6	*	37	8-15	3-5	13-16	5-7-12	3	3	3	2	0	32
ARKANSAS	1/10	*	36	11-14	4-5	6-6	1-1-2	3	5	3	2	1	32
at Missouri	1/14	*	38	2-9	0-3	6-8	3-6-9	2	7	5	1	0	10
SOTH CAROLINA	1/17	*	14	2-7	0-3	4-4	2-2-4	4	0	4	0	0	8
at Ole Miss	1/20	*	35	4-10	0-2	11-12	1-6-7	1	2	2	1	1	19
at Florida	1/24	*	39	8-17	3-5	5-6	1-6-7	4	4	2	1	2	24
TEXAS	1/28	*	36	7-13	3-6	14-17	0-3-3	2	2	2	0	0	31
at Tennessee	1/31	*	35	7-17	3-9	4-5	0-4-4	3	2	2	0	3	21
ALABAMA	2/7	*	34	8-22	1-6	7-9	0-3-3	5	1	0	2	3	24
VANDERBILT	2/10												
at Arkansas	2/14												
at Mississippi State	2/18												
KENTUCKY	2/21												
at Oklahoma	2/24												

CAREER STATISTICS

				Field Goals		3-Point		F-Throws		Rebounds									Scoring	
SEASON	TEAM	GP-GS	MIN/AVG	FG-FGA	FG%	3FG-3FGA	3FG%	FT-FTA	FT%	OFF	DEF	TOT	AVG	PF-FO	A	TO	BLK	STL	PTS	AVG
2022-23	UNLV	18-0	193/10.7	35-73	.479	10-20	.500	17-25	.680	6	23	29	1.6	34-1	8	20	4	4	97	5.4
2023-24	GMU	29-28	888/30.6	163-344	.474	41-115	.357	114-135	.844	32	202	234	8.1	61-0	42	68	9	12	481	16.6
2024-25	UCF	33-33	1104/33.5	188-440	.427	45-127	.354	199-244	.816	68	166	234	7.1	82-1	80	99	15	27	620	18.8
2025-26	AU	22-22	734/33.3	128-275	.465	40-101	.396	166-194	.856	45	109	154	7.0	57-1	61	54	18	20	462	21.0
TOTAL FOR AU		22-22	734/33.3	128-275	.465	40-101	.396	166-194	.856	45	109	154	7.0	57-1	61	54	18	20	462	21.0
TOTAL		102-83	2919/28.6	514-1132	.454	136-363	.375	496-598	.829	151	500	651	6.4	234-3	191	241	46	63	1660	16.3

CAREER HONORS

- SEC Player of the Week (Jan. 26, 2026)
- 2026 Oscar Robertson Trophy Midseason Watch List
- Dick Vitale National Player of the Week (Jan. 12, 2026)
- 2026 Karl Malone Award Watch List
- 2025 NABC Second Team All-District (Southeast)
- 2025 All-Big 12 Second Team
- 2025 Big 12 Newcomer Team
- 2024 NABC First Team All-District
- 2024 Named All-Atlantic 10 Second Team

SEASON SUPERLATIVES

Points	32	2x, last vs. #15 Arkansas (1/10)
Rebounds	14	vs. Merrimack (11/6)
Assists	7	2x, last at Missouri (1/14)
Blocks	3	vs. Wofford (11/11)
Steals	3	2x, last vs. Alabama (2/7)
FG Made	11	vs. #15 Arkansas (1/10)
FG Att	22	vs. Alabama (2/7)
3-Pt FG Made	5	vs. NC State (12/3)
3-Pt FG Att	9	at Tennessee (1/31)
FTs Made	16	vs. Bethune-Cookman (11/3)
FTs Att	18	vs. Bethune-Cookman (11/3)
Minutes	38	at #23 Georgia (1/3)

CAREER SUPERLATIVES

Points	40	at Arizona State (1/14/25)
Rebounds	15	vs. South Dakota St. (11/20/23)
Assists	7	2x, last at Missouri (1/14/26)
Blocks	3	vs. Wofford (11/11/25)
Steals	3	4x, last vs. Alabama (2/7/26)
FG Made	15	vs. Bridgewater (Va.) (12/19/23)
FG Att	21	vs. Alabama (2/7/26)
3-Pt FG Made	5	vs. NC State (12/3/25)
		at Kansas (1/28/25)
3-Pt FG Att	9	3x, last at Tennessee (1/31/26)
FTs Made	16	vs. Bethune-Cookman (11/3/25)
FTs Att	18	vs. Bethune-Cookman (11/3/25)
Minutes	44	vs. Kansas (3/12/25)

MISCELLANEOUS

	25-26	Career
10+ Points	21	76
20+ Points	14	40
10+ Rebounds	6	21
5+ Assists	5	10
3+ Steals	1	3
3+ Blocks	1	1
Double-Doubles	6	19
Dunks	7	--
Led AU in Points	10	10
Led AU in Rebounds	10	10
Led AU in Assists	6	6



10 **SIMON WALKER**

Guard | Freshman | 6-5 | 205 | sy-mun
Huntsville, Ala. (Huntsville HS)

2025-26 STATS

G-GS	PPG	RPG	APG	FG%	3PT%	FT%
9-0	3.3	0.7	0.2	57.9%	53.3%	0.0%

2025-26 NOTES

Avg. 4.0 mpg in three games off bench in SEC play ... Missed six weeks with foot injury ... Sixth on team in 3s made (8) ... Making a 3 every 6.8 minutes played ... 8-of-15 (53.3%) from 3 ... Hit both 3 attempts vs. Chattanooga in 6 minutes of action ... AU debut vs. Jackson State scored 15 points in 7 minutes hitting 5-of-5 from 3 ... fourth player in program history to make five 3's without a miss in a game and first since Troy Gaines at LSU in 1993 ... One of two SEC players this season to make 5+ 3-pointers without a miss in a game.

2025-26 GAME-BY-GAME STATISTICS

Opponent	Date	GS	Min.	FG-A	3FG-A	FT-A	O-D-T	PF	A	TO	BLK	STL	PTS
BETHUNE-COOKMAN	11/3				DNP								
MERRIMACK	11/6				DNP								
WOFFORD	11/11				DNP								
vs. Houston	11/16				DNP								
JACKSON STATE	11/19		7	5-5	5-5	0-0	0-0-0	1	1	1	0	0	15
vs. Oregon	11/24		4	0-1	0-1	0-0	0-0-0	1	0	0	0	0	0
vs. Michigan	11/25		15	1-4	1-3	0-0	0-0-0	2	0	0	0	0	3
vs. St. John's	11/26		1	0-0	0-0	0-0	0-0-0	0	0	0	0	0	0
NC STATE	12/3				DNP								
at Arizona	12/6				DNP								
vs. Chattanooga	12/13		6	2-2	2-2	0-0	1-0-1	2	0	1	0	0	6
vs. Purdue	12/20				DNP								
QUEENS	12/29		9	2-4	0-2	0-0	1-1-2	0	0	0	0	0	4
at Georgia	1/3				DNP								
TEXAS A&M	1/6		9	1-3	0-2	0-0	1-1-2	0	1	0	0	1	2
ARKANSAS	1/10		1	0-0	0-0	0-0	0-0-0	0	0	0	0	0	0
at Missouri	1/14				DNP								
SOUTH CAROLINA	1/17		2	0-0	0-0	0-0	0-1-1	1	0	1	0	0	0
at Ole Miss	1/20				DNP								
at Florida	1/24				DNP								
TEXAS	1/28				DNP								
at Tennessee	1/31				DNP								
ALABAMA	2/7				DNP								
VANDERBILT	2/10												
at Arkansas	2/14												
at Mississippi State	2/18												
KENTUCKY	2/21												
at Oklahoma	2/24												
OLE MISS	2/28												
LSU	3/3												
Alabama	3/7												

SEASON SUPERLATIVES

Points	15	vs. Jackson State (11/19)
Rebounds	2	vs. Texas A&M (1/6)
Assists	1	2x, last vs. Texas A&M (1/6)
Blocks	--	
Steals	1	vs. Texas A&M (1/6)
FG Made	5	vs. Jackson State (11/19)
FG Att	5	vs. Jackson State (11/19)
3-Pt FG Made	5	vs. Jackson State (11/19)
3-Pt FG Att	5	vs. Jackson State (11/19)
FTs Made	--	
FTs Att	--	
Minutes	15	vs. #7 Michigan (11/25)

CAREER SUPERLATIVES

Points	15	vs. Jackson State (11/19/25)
Rebounds	2	2x, last vs. Texas A&M (1/6/26)
Assists	1	vs. Jackson State (11/19/25)
Blocks	--	
Steals	1	vs. Texas A&M (1/6/26)
FG Made	5	vs. Jackson State (11/19/25)
FG Att	5	vs. Jackson State (11/19/25)
3-Pt FG Made	5	vs. Jackson State (11/19/25)
3-Pt FG Att	5	vs. Jackson State (11/19/25)
FTs Made	--	
FTs Att	--	
Minutes	15	vs. #7 Michigan (11/25/25)

MISCELLANEOUS

	25-26	Career
10+ Points	1	1
20+ Points	--	--
10+ Rebounds	--	--
5+ Assists	--	--
3+ Steals	--	--
3+ Blocks	--	--
Double-Doubles	--	--
Dunks	--	--
Led AU in Points	--	--
Led AU in Rebounds	--	--
Led AU in Assists	--	--

CAREER STATISTICS

		Field Goals		3-Point		F-Throws		Rebounds				Scoring			
SEASON	TEAM	GP-GS	MIN/AVG	FG-FGA	FG%	3FG-3FGA	3FG%	FT-FTA	FT%	OFF	DEF	TOT	AVG	PF-FO	A TO BLK STL PTS AVG
2025-26	AU	9-0	55/6.1	11-19	.579	8-15	.533	0-0	.000	3	3	6	0.7	7-0	2 3 0 1 30 3.3
TOTAL		9-0	55/6.1	11-19	.579	8-15	.533	0-0	.000	3	3	6	0.7	7-0	2 3 0 1 30 3.3



14 EMEKA OPURUM

Center | Sophomore | 7-0 | 205 | uh-mek-AH OH-purr-UM
Lagos, Nigeria (Butler [Kan.] CC)

2025-26 STATS

G-GS	PPG	RPG	BPG	FG%	3PT%	FT%
6-0	3.8	2.5	1.0	76.9%	0.0%	50.0%

2025-26 NOTES

Out for season with medical condition (announced Dec. 13) ... Action in five games, recording six blocks and 14 rebounds in 58 minutes of action ... Limited action in Players Era playing 5.0 mpg ... 4 points, 7 rebounds and 3 blocks vs. Wofford in 13 minutes ... Strong showing in Auburn debut against Merrimack with 11 points, 4 rebounds and 2 blocks in 19 minutes off the bench ... Connected on all four shots from the field against Merrimack.

2025-26 GAME-BY-GAME STATISTICS

Opponent	Date	GS	Min.	FG-A	3FG-A	FT-A	O-D-T	PF	A	TO	BLK	STL	PTS
BETHUNE-COOKMAN	11/3					DNP							
MERRIMACK	11/6		19	4-4	0-0	3-6	0-4-4	2	0	0	2	1	11
WOFFORD	11/11		13	2-3	0-0	0-0	2-5-7	1	0	0	3	0	4
vs. Houston	11/16					DNP							
JACKSON STATE	11/19		11	3-3	0-0	0-0	0-1-1	3	0	0	1	1	6
vs. Oregon	11/24		7	1-2	0-0	0-0	1-1-2	1	1	0	0	0	2
vs. Michigan	11/25		2	0-0	0-0	0-0	0-0-0	0	0	0	0	0	0
vs. St. John's	11/26		6	0-1	0-0	0-0	1-0-1	1	0	0	0	0	0
NC STATE	12/3					DNP							
at Arizona	12/6					DNP							
vs. Chattanooga	12/13					DNP							
vs. Purdue	12/20					DNP							
QUEENS	12/29					DNP							
at Georgia	1/3					DNP							
TEXAS A&M	1/6					DNP							
ARKANSAS	1/10					DNP							
at Missouri	1/14					DNP							
SOTH CAROLINA	1/17					DNP							
at Ole Miss	1/20					DNP							
at Florida	1/24					DNP							
TEXAS	1/28					DNP							
at Tennessee	1/31					DNP							
ALABAMA	2/7					DNP							
VANDERBILT	2/10												
at Arkansas	2/14												
at Mississippi State	2/18												
KENTUCKY	2/21												
at Oklahoma	2/24												
OLE MISS	2/28												
LSU	3/3												
at Alabama	3/7												

CAREER HONORS

- 2025 Kansas Jayhawk Community College Conference Defensive Player of the Year
- 2025 KJCCC All-Conference First Team selection

SEASON SUPERLATIVES

Points	11	vs. Merrimack (11/6)
Rebounds	7	vs. Wofford (11/11)
Assists	1	vs. Oregon (11/24)
Blocks	3	vs. Wofford (11/11)
Steals	1	2x, last vs. Jackson State (11/19)
FG Made	4	vs. Merrimack (11/6)
FG Att	4	vs. Merrimack (11/6)
3-Pt FG Made	--	
3-Pt FG Att	--	
FTs Made	3	vs. Merrimack (11/6)
FTs Att	6	vs. Merrimack (11/6)
Minutes	19	vs. Merrimack (11/6)

CAREER SUPERLATIVES


Points	11	vs. Merrimack (11/6/25)
Rebounds	7	vs. Wofford (11/11/25)
Assists	1	vs. Oregon (11/24/25)
Blocks	3	vs. Wofford (11/11/25)
Steals	1	2x, last vs. Jackson St. (11/19/25)
FG Made	4	vs. Merrimack (11/6/25)
FG Att	4	vs. Merrimack (11/6/25)
3-Pt FG Made	--	
3-Pt FG Att	--	
FTs Made	3	vs. Merrimack (11/6/25)
FTs Att	6	vs. Merrimack (11/6/25)
Minutes	19	vs. Merrimack (11/6/25)

MISCELLANEOUS

	25-26	Career
10+ Points	1	1
20+ Points	--	--
10+ Rebounds	--	--
5+ Assists	--	--
3+ Steals	--	--
3+ Blocks	1	-1
Double-Doubles	--	--
Dunks	3	3
Led AU in Points	--	--
Led AU in Rebounds	--	--
Led AU in Assists	--	--

CAREER STATISTICS

				Field Goals		3-Point		F-Throws		Rebounds									Scoring	
SEASON	TEAM	GP-GS	MIN/AVG	FG-FGA	FG%	3FG-3FGA	3FG%	FT-FTA	FT%	OFF	DEF	TOT	AVG	PF-FO	A	TO	BLK	STL	PTS	AVG
2025-26	AU	6-0	58/9.6	10-13	.769	0-0	.000	3-6	.500	4	11	15	2.5	8-0	1	0	6	2	23	3.8
TOTAL		6-0	58/9.6	10-13	.769	0-0	.000	3-6	.500	4	11	15	2.5	8-0	1	0	6	2	23	3.8



21

BLAKE
MUSCHALEK

Guard | Junior | 6-3 | 190 | Mah-SHAW-lick
Dallas, Texas (Trinity Christian Academy)

2025-26 STATS

G-GS	PPG	RPG	APG	FG%	3PT%	FT%
16-0	0.7	0.6	0.2	23.1%	25.0%	50.0%

2025-26 NOTES

Averaging 6.0 minutes in last seven games off the bench ... 10 minutes vs. Missouri and Arkansas is career-high in SEC games ... Only 3 turnovers in 85 minutes this season ... Career-high 5 points in win over #15 Arkansas (1/10) ... Versus Jackson State, scored a then career-best 4 points, in 12 minutes while equalling career high with 3 rebounds ... Reserve guard who has played in 44 career games for Auburn ... Named to SEC Academic Honor Roll last year.

2025-26 GAME-BY-GAME STATISTICS

Opponent	Date	GS	Min.	FG-A	3FG-A	FT-A	O-D-T	PF	A	TO	BLK	STL	PTS
BETHUNE-COOKMAN	11/3					DNP							
MERRIMACK	11/6		9	0-1	0-1	0-0	1-0-1	1	0	0	0	1	0
WOFFORD	11/11		6	0-1	0-1	0-0	1-2-3	1	0	1	0	1	0
vs. Houston	11/16		1	0-0	0-0	0-0	0-0-0	1	0	0	0	0	0
JACKSON STATE	11/19		12	1-2	1-2	1-2	1-2-3	4	1	0	0	2	4
vs. Oregon	11/24					DNP							
vs. Michigan	11/25		2	1-1	0-0	0-0	1-0-1	0	0	0	0	0	2
vs. St. John's	11/26					DNP							
NC STATE	12/3		2	0-1	0-1	0-0	0-0-0	0	0	1	0	0	0
at Arizona	12/6					DNP							
vs. Chattanooga	12/13		1	0-0	0-0	0-0	0-0-0	0	0	0	0	0	0
vs. Purdue	12/20					DNP							
QUEENS	12/29		4	0-0	0-0	0-2	0-0-0	0	0	0	0	0	0
at Georgia	1/3					DNP							
TEXAS A&M	1/6					DNP							
ARKANSAS	1/10		10	1-1	1-1	2-2	1-0-1	3	0	0	0	1	5
at Missouri	1/14		10	0-2	0-1	0-0	0-0-0	1	1	1	0	1	0
SOTH CAROLINA	1/17		7	0-0	0-0	0-0	0-0-0	0	0	0	0	1	0
at Ole Miss	1/20		6	0-0	0-0	0-0	0-0-0	3	1	0	0	0	0
at Florida	1/24		2	0-0	0-0	0-0	0-0-0	2	0	0	0	0	0
TEXAS	1/28		3	0-0	0-0	0-0	0-0-0	0	0	0	0	1	0
at Tennessee	1/31		5	0-0	0-0	0-0	0-0-0	3	0	0	0	0	0
ALABAMA	2/7		5	0-3	0-1	0-0	1-0-1	1	0	0	0	0	0
VANDERBILT	2/10												
at Arkansas	2/14												
at Mississippi State	2/18												
KENTUCKY	2/21												
at Oklahoma	2/24												
OLE MISS	2/28												
LSU	3/3												
at Alabama	3/7												

CAREER STATISTICS

				Field Goals		3-Point		F-Throws		Rebounds									Scoring	
SEASON	TEAM	GP-GS	MIN/AVG	FG-FGA	FG%	3FG-3FGA	3FG%	FT-FTA	FT%	OFF	DEF	TOT	AVG	PF-FO	A	TO	BLK	STL	PTS	AVG
2023-24	AU	15-0	22/1.5	0-3	.000	0-0	.000	8-13	.615	0	1	1	0.1	0-0	1	1	0	2	8	0.5
2024-25	AU	13-0	26/2.0	3-3	1.000	0-0	.000	3-4	.750	1	1	2	0.2	3-0	2	2	0	1	9	0.7
2025-26	AU	16-0	85/5.3	3-13	.231	2-8	.250	3-6	.500	6	4	10	0.6	20-0	3	3	0	8	11	0.7
TOTAL		44-0	132/3.0	6-19	.316	2-8	.250	14-23	.609	7	6	13	0.3	23-0	6	6	0	11	28	0.6

CAREER HONORS

- 2025 SEC Academic Honor Roll

SEASON SUPERLATIVES

Points	5	vs. #15 Arkansas (1/10)
Rebounds	3	2x, last vs. Jackson State (11/19)
Assists	1	3x, last at Ole Miss (1/20)
Blocks	--	
Steals	2	vs. Jackson State (11/19)
FG Made	1	3x, last vs. #15 Arkansas (1/10)
FG Att	3	vs. Alabama (2/7)
3-Pt FG Made	1	2x, last vs. #15 Arkansas (1/10)
3-Pt FG Att	2	vs. Jackson State (11/19)
FTs Made	2	vs. #15 Arkansas (1/10)
FTs Att	2	3x, last vs. #15 Arkansas (1/10)
Minutes	12	vs. Jackson State (11/19)

CAREER SUPERLATIVES

Points	5	vs. #15 Arkansas (1/10/26)
Rebounds	3	2x, last vs. Jackson State (11/19/25)
Assists	1	3x, last at Ole Miss (1/20/26)
Blocks	--	
Steals	2	vs. Jackson State (11/19/25)
FG Made	1	3x, last vs. #15 Arkansas (1/10/26)
FG Att	3	vs. Alabama (2/7/26)
3-Pt FG Made	1	2x, last vs. #15 Arkansas (1/10/26)
3-Pt FG Att	2	vs. Jackson State (11/19/25)
FTs Made	2	vs. #15 Arkansas (1/10/26)
FTs Att	2	2x, last vs. #15 Arkansas (1/10/26)
Minutes	12	vs. Jackson State (11/19/25)

MISCELLANEOUS

	25-26	Career
10+ Points	--	--
20+ Points	--	--
10+ Rebounds	--	--
5+ Assists	--	--
3+ Steals	--	--
3+ Blocks	--	--
Double-Doubles	--	--
Dunks	--	--
Led AU in Points	--	--
Led AU in Rebounds	--	--
Led AU in Assists	--	--



33

SEBASTIAN

WILLIAMS-ADAMS

Forward | Freshman | 6-8 | 230
Houston, Texas (St. John's High School)

2025-26 STATS

G-GS	PPG	RPG	APG	FG%	3PT%	FT%
23-16	7.5	3.5	1.8	55.4%	27.3%	49.4%

2025-26 NOTES

19th nationally (first among freshmen) in free throw rate on Kenpom.com ... SEC games: 7.7 ppg, 4.0 rpg in 30.1 mpg ... Leads AU in blocks (0.9 bpg), second in steals (1.4 spg), and third in FG pct (55.4%) and assists (1.8 apg) ... 22-of-34 (64.7%) from 2 in last 8 games ... Started in 16 games, including last 13 ... 11 pts, 8 reb, 3 stls in win over S. Carolina ... Played in 42 of 45 minutes vs. UGA ... Strong effort off bench vs. St. John's with 7 pts, 3 reb, 3 ast, 2 stl, 1 blk in 21 minutes while dealing with foul trouble ... 14 points, team-high 5 assists and 2 steals in first career start vs. Merrimack ... 15 points, 6 rebounds and 3 assists in 31 minutes off the bench in collegiate debut against Bethune-Cookman ... Five-star prospect who was the No. 35 overall prospect in the Class of 2025 ... Nickname of "Sway" (SWA) came from assistant coach Ian Borders.

2025-26 GAME-BY-GAME STATISTICS

Opponent	Date	GS	Min.	FG-A	3FG-A	FT-A	O-D-T	PF	A	TO	BLK	STL	PTS
BETHUNE-COOKMAN	11/3		31	5-8	1-1	4-8	2-4-6	2	3	0	1	1	15
MERRIMACK	11/6	*	26	5-8	0-1	4-6	2-3-5	4	5	1	1	2	14
WOFFORD	11/11	*	22	4-4	0-0	0-1	1-2-3	1	0	1	1	1	8
vs. Houston	11/16		26	2-2	0-0	3-8	1-3-4	1	2	0	0	0	7
JACKSON STATE	11/19	*	23	3-3	1-1	1-2	0-1-1	2	2	1	0	4	8
vs. Oregon	11/24		27	1-2	0-1	4-6	1-2-3	2	2	0	1	2	6
vs. Michigan	11/25		20	0-1	0-0	1-5	1-1-2	5	0	1	1	1	1
vs. St. John's	11/26		21	3-4	0-0	1-2	2-1-3	4	3	2	1	2	7
NC STATE	12/3		27	3-3	0-0	1-2	0-1-1	1	4	3	1	2	7
at Arizona	12/6		24	1-6	0-2	1-4	2-0-2	3	1	1	0	0	3
vs. Chattanooga	12/13	*	33	2-6	0-2	4-6	1-3-4	1	5	2	0	0	8
vs. Purdue	12/20	*	20	1-4	0-0	0-0	1-0-1	2	1	1	0	2	2
QUEENS	12/29	*	29	4-6	0-1	2-4	1-4-5	1	1	0	3	2	10
at Georgia	1/3	*	42	0-4	0-0	0-2	3-4-7	2	2	1	2	0	0
TEXAS A&M	1/6	*	30	4-6	1-2	2-5	3-1-4	3	2	3	1	2	11
ARKANSAS	1/10	*	24	3-6	0-1	0-4	3-2-5	3	2	2	0	1	6
at Missouri	1/14	*	19	4-5	1-1	3-3	0-3-3	5	1	1	1	0	12
SOTH CAROLINA	1/17	*	34	3-9	0-2	5-7	2-6-8	2	1	3	1	3	11
at Ole Miss	1/20	*	36	4-6	1-2	1-2	2-1-3	3	1	3	2	2	10
at Florida	1/24	*	24	2-4	1-2	0-0	1-1-2	3	0	2	0	0	5
TEXAS	1/28	*	32	2-4	0-1	3-6	0-2-2	2	1	0	2	2	7
at Tennessee	1/31	*	37	3-5	0-0	3-4	2-0-2	4	1	1	0	0	9
ALABAMA	2/7	*	33	3-6	0-2	0-0	2-1-3	2	1	1	1	3	6
VANDERBILT	2/10												
at Arkansas	2/14												
at Mississippi State	2/18												
KENTUCKY	2/21												
at Oklahoma	2/24												
OLE MISS	2/28												
LSU	3/3												
at Alabama	3/7												

CAREER HONORS

- 2024 USA Men's U18 National Team training camp participant

SEASON SUPERLATIVES

Points	15	vs. Bethune-Cookman (11/3)
Rebounds	8	vs. South Carolina (1/17)
Assists	5	2x, last vs. Chattanooga (12/13)
Blocks	3	vs. Queens (12/29)
Steals	4	vs. Jackson State (11/19)
FG Made	5	vs. Merrimack (11/6)
		vs. Bethune-Cookman (11/3)
FG Att	9	vs. South Carolina (1/17)
3-Pt FG Made	2	3x, last vs. Texas A&M (1/6)
3-Pt FG Att	2	3x, last vs. Alabama (2/7)
FTs Made	5	vs. South Carolina (1/17)
FTs Att	8	vs. #1 Houston (11/15)
		vs. Bethune-Cookman (11/3)
Minutes	42	at #23 Georgia (1/3)

CAREER SUPERLATIVES

Points	15	vs. Bethune-Cookman (11/3/25)
Rebounds	8	vs. South Carolina (1/17/26)
Assists	5	2x, last vs. Chattanooga (12/13/25)
Blocks	3	vs. Queens (12/29/25)
Steals	4	vs. Jackson State (11/19/25)
FG Made	5	vs. Merrimack (11/6/25)
		vs. Bethune-Cookman (11/3/25)
FG Att	9	vs. South Carolina (1/17/26)
3-Pt FG Made	1	3x, last vs. Texas A&M (1/6/26)
3-Pt FG Att	2	3x, last vs. Alabama (2/7/26)
FTs Made	5	vs. South Carolina (1/17/26)
FTs Att	8	vs. #1 Houston (11/15/25)
		vs. Bethune-Cookman (11/3/25)
Minutes	42	at #23 Georgia (1/3)

MISCELLANEOUS

	25-26	Career
10+ Points	7	7
20+ Points	--	--
10+ Rebounds	--	--
5+ Assists	2	2
3+ Steals	2	2
3+ Blocks	1	1
Double-Doubles	--	--
Dunks	9	9
Led AU in Points	--	--
Led AU in Rebounds	--	--
Led AU in Assists	2	2

CAREER STATISTICS

				Field Goals		3-Point		F-Throws		Rebounds								Scoring		
SEASON	TEAM	GP-GS	MIN/AVG	FG-FGA	FG%	3FG-3FGA	3FG%	FT-FTA	FT%	OFF	DEF	TOT	AVG	PF-FO	A	TO	BLK	STL	PTS	AVG
2025-26	AU	23-16	631/27.4	62-112	.554	6-22	.273	43-87	.494	34	46	80	3.5	58-2	41	30	20	32	173	7.5
TOTAL		23-16	631/27.4	62-112	.554	6-22	.273	43-87	.494	34	46	80	3.5	58-2	41	30	20	32	173	7.5



38 FILIP JOVIĆ

Forward | Freshman | 6-8 | 225 | YO-vich
Bijeljina, Bosnia and Hertzegovina (KK Mega Basket)

2025-26 STATS

G-GS	PPG	RPG	APG	FG%	3PT%	FT%
22-3	6.4	4.3	0.3	65.8%	0.0%	55.2%

2025-26 NOTES

SEC play: 6.9 ppg, 3.9 rpg, 76.5% FG (26-of-34) ... In 5 SEC wins: 8.2 ppg, 3.0 rpg, 1.0 spg, 69.6% FG (16 of 23) ... Leads AU in FG pct (65.8%) and offensive rebounds (51) ... More offensive rebounds (51) than defensive rebounds (44) ... 39th nationally in Kenpom in offensive rebounding percentage ... 8 pts, 7 reb, 2 stl in 17 min at Tennessee ... Career-best outing vs. South Carolina on Jan. 17 with career-high 23 points with 6 reb, 2 stls in 30 min ... First career double-double with 10 points, 10 rebounds in 22 minutes at UGA in SEC opener ... Only seven minutes vs. Texas A&M after suffering knee injury ... Leads AU in offensive rebounds (50) and fourth in rebounds (4.4 rpg) despite averaging under 20 minutes per game ... Players Era: 11.0 ppg, 5.0 rpg, 72.7 FG%, 21.1 mpg in 2 games off bench ... 3 games prior to missing St. John's game with left wrist injury: 13.3 ppg, 4.3 rpg, 76.2 FG% (16-21) ... Came to Auburn from KK Mega Basket of the Adriatic Basketball Association, the same league that produced NBA MVP Nikola Jovic.

2025-26 GAME-BY-GAME STATISTICS

Opponent	Date	GS	Min.	FG-A	3FG-A	FT-A	O-D-T	PF	A	TO	BLK	STL	PTS
BETHUNE-COOKMAN	11/3	*	13	1-4	0-1	0-0	1-1-2	3	0	2	0	0	2
MERRIMACK	11/6	*	19	4-7	0-0	1-3	7-3-10	3	1	0	1	0	9
WOFFORD	11/11	*	24	2-4	0-0	3-6	3-3-6	2	0	1	0	0	7
vs. Houston	11/16		9	0-0	0-0	0-0	0-2-2	2	1	2	0	1	0
JACKSON STATE	11/19		23	8-10	0-1	2-2	1-2-3	1	0	1	2	0	18
vs. Oregon	11/24		14	4-4	0-0	1-1	3-1-4	3	1	1	0	1	9
vs. Michigan	11/25		28	4-7	0-0	5-11	5-1-6	2	0	0	0	0	13
vs. St. John's	11/26					DNP							
NC STATE	12/3		24	1-1	0-0	0-1	1-4-5	3	1	1	2	0	2
at Arizona	12/6		18	0-0	0-0	1-2	2-3-5	2	1	1	1	0	1
vs. Chattanooga	12/13		16	0-1	0-0	3-4	3-2-5	3	0	1	0	0	3
vs. Purdue	12/20		21	1-5	0-0	1-2	1-2-3	1	0	0	0	0	3
QUEENS	12/29		18	1-2	0-0	3-4	3-2-5	3	0	0	0	0	5
at Georgia	1/3		22	3-4	0-0	4-5	5-5-10	5	0	1	1	0	10
TEXAS A&M	1/6		7	0-0	0-0	0-0	0-0-0	1	0	0	0	0	0
ARKANSAS	1/10		12	3-3	0-0	1-1	2-2-4	3	1	0	0	2	7
at Missouri	1/14		22	4-4	0-0	0-1	3-2-5	1	0	0	1	2	8
SOUTH CAROLINA	1/17		30	9-12	0-1	5-8	3-3-6	1	0	0	1	2	23
at Ole Miss	1/20		15	2-2	0-0	1-2	2-0-2	2	0	0	0	0	5
at Florida	1/24		15	1-4	0-0	2-3	0-1-1	4	0	0	0	0	4
TEXAS	1/28		14	1-2	0-0	0-2	0-2-2	4	0	0	0	1	2
at Tennessee	1/31		17	2-2	0-0	4-8	5-2-7	3	1	2	0	2	8
ALABAMA	2/7		13	1-1	0-0	0-1	1-1-2	1	0	1	1	1	2
VANDERBILT	2/10												
at Arkansas	2/14												
at Mississippi State	2/18												
KENTUCKY	2/21												
at Oklahoma	2/24												

SEASON SUPERLATIVES

Points	23	vs. South Carolina (1/17)
Rebounds	10	2x, last at #23 Georgia (1/3)
Assists	1	4x, last vs. NC State (12/3)
Blocks	2	2x, last vs. NC State (12/3)
Steals	2	4x, last at Tennessee (1/31)
FG Made	9	vs. South Carolina (1/17)
FG Att	12	vs. South Carolina (1/17)
3-Pt FG Made	--	
3-Pt FG Att	1	3x, last vs. South Carolina (1/17)
FTs Made	5	2x, last vs. South Carolina (1/17)
FTs Att	11	vs. #7 Michigan (11/25)
Minutes	30	vs. South Carolina (1/17)

CAREER SUPERLATIVES

Points	23	vs. South Carolina (1/17/26)
Rebounds	10	2x, last at #23 Georgia (1/3/26)
Assists	1	4x, last vs. NC State (12/3/25)
Blocks	2	3x, last vs. S. Carolina (1/17/26)
Steals	2	4x, last at Tennessee (1/31/26)
FG Made	9	vs. South Carolina (1/17/26)
FG Att	12	vs. South Carolina (1/17/26)
3-Pt FG Made	--	
3-Pt FG Att	1	3x, last vs. S. Carolina (1/17/26)
FTs Made	5	2x, last vs. S. Carolina (1/17/26)
FTs Att	11	vs. #7 Michigan (11/25/25)
Minutes	30	vs. South Carolina (1/17/26)

MISCELLANEOUS

	25-26	Career
10+ Points	4	4
20+ Points	1	1
10+ Rebounds	2	2
5+ Assists	--	--
3+ Steals	--	--
3+ Blocks	--	--
Double-Doubles	1	1
Dunks	10	10
Led AU in Points	1	1
Led AU in Rebounds	3	3
Led AU in Assists	--	--

CAREER STATISTICS

				Field Goals		3-Point		F-Throws		Rebounds										Scoring	
SEASON	TEAM	GP-GS	MIN/AVG	FG-FGA	FG%	3FG-3FGA	3FG%	FT-FTA	FT%	OFF	DEF	TOT	AVG	PF-FO	A	TO	BLK	STL	PTS	AVG	
2025-26	AU	22-3	393/17.9	52-79	.658	0-3	.000	37-67	.552	51	44	95	4.3	53-1	7	14	10	12	141	6.4	
TOTAL		22-3	393/17.9	52-79	.658	0-3	.000	37-67	.552	51	44	95	4.3	53-1	7	14	10	12	141	6.4	



2025-26 Auburn Men's Basketball Combined Team Statistics All games

Page 1/1
as of Feb 08, 2026

Game Records

Record	Overall	Home	Away	Neutral
ALL GAMES	14-9	9-2	2-4	3-3
CONFERENCE	5-5	3-2	2-3	0-0
NON-CONFERENCE	9-4	6-0	0-1	3-3

Score by Periods

Team	1st	2nd	OT	TOT
Auburn	889	1037	22	1948
Opponents	818	965	21	1804

Team Box Score

No.	Player				Total		3-Point		F-Throw		Rebounds											
		GP-GS	MIN	AVG	FG-FGA	FG%	3FG-3FGA	3FG%	FT-FTA	FT%	OFF	DEF	TOT	AVG	PF	DQ	A	TO	BLK	STL	PTS	AVG
7	HALL, Keyshawn	22-22	733:33	33.3	128-275	.465	40-101	.396	166-194	.856	45	109	154	7.0	57	1	61	54	18	20	462	21.0
0	PETTIFORD, Tahaad	23-21	721:26	31.4	106-286	.371	40-149	.268	66-79	.835	11	56	67	2.9	56	2	79	51	14	21	318	13.8
1	OVERTON, Kevin	23-21	684:30	29.8	88-210	.419	44-122	.361	70-81	.864	19	57	76	3.3	49	1	27	21	2	33	290	12.6
3	MURPHY, KeShawn	21-20	497:18	23.7	86-150	.573	11-30	.367	36-51	.706	48	95	143	6.8	36	0	25	15	17	19	219	10.4
6	FREEMAN, Elyjah	23-10	563:06	24.5	74-159	.465	19-60	.317	50-71	.704	35	69	104	4.5	37	1	28	27	11	28	217	9.4
33	WILLIAMS-ADAMS, Sebastian	23-16	630:40	27.4	62-112	.554	6-22	.273	43-87	.494	34	46	80	3.5	58	2	41	30	20	32	173	7.5
38	JOVIC, Filip	22-3	393:13	17.9	52-79	.658	0-3	.000	37-67	.552	51	44	95	4.3	53	1	7	14	10	12	141	6.4
14	OPURUM, Emeka	6-0	57:45	9.6	10-13	.769	0-0	.000	3-6	.500	4	11	15	2.5	8	0	1	0	6	2	23	3.8
10	WALKER, Simon	9-0	55:10	6.1	11-19	.579	8-15	.533	0-0	.000	3	3	6	0.7	7	0	2	3	0	1	30	3.3
5	MAGWOOD, Kaden	15-2	161:02	10.7	20-53	.377	7-25	.280	2-2	1.000	4	12	16	1.1	18	0	28	11	1	8	49	3.3
2	BASHIR, Abdullahi	6-0	54:15	9.0	4-15	.267	2-13	.154	2-2	1.000	0	3	3	0.5	3	0	3	3	0	1	12	2.0
13	WILLIAMS, CJ	3-0	03:59	1.3	1-1	1.000	1-1	1.000	0-0	.000	0	0	0	0.0	0	0	2	0	0	0	3	1.0
21	MUSCHALEK, Blake	16-0	84:51	5.3	3-13	.231	2-8	.250	3-6	.500	6	4	10	0.6	20	0	3	3	0	8	11	0.7
22	TRAPP, Reed	4-0	05:15	1.3	0-1	.000	0-0	.000	0-0	.000	1	0	1	0.3	0	0	0	0	0	0	0	0.0
17	CARDWELL, Drake	3-0	03:59	1.3	0-0	.000	0-0	.000	0-0	.000	0	0	0	0.0	0	0	0	0	0	0	0	0.0
Team											48	35	83					3				
Total		23	4650		645-1386	.465	180-549	.328	478-646	.740	309	544	853	37.1	402	8	307	235	99	185	1948	84.7
Opponents		23	4650		622-1376	.452	200-562	.356	360-475	.758	253	508	761	33.1	470	10	321	284	92	156	1804	78.4

Team Statistics

	AU	OPP
Scoring		
Points per game	84.7	78.4
Scoring margin	+6.3	-
Field goals-att		
Field goal pct	.465	.452
3 point fg-att		
3-point FG pct	.328	.356
3-pt FG made per game	7.8	8.7
Free throws-att		
Free throw pct	.740	.758
F-Throws made per game	20.8	15.7
Rebounds		
Rebounds per game	37.1	33.1
Rebounding margin	+4.0	-
Assists		
Assists per game	13.3	14.0
Turnovers		
Turnovers per game	10.2	12.3
Turnover margin	+2.1	-
Assist/turnover ratio	1.3	1.1
Steals		
Steals per game	8.0	6.8
Blocks		
Blocks per game	4.3	4.0
Winning streak		
Home win streak	0	-
Attendance		
Home games-Avg/Game	11-9121	6-13030
Neutral site-Avg/Game	-	6-7132

Team Results

Date	Opponent	Score	Att.
11/03/2025	Bethune-Cookman	Wot 95-90	9121
11/06/2025	Merrimack	W 95-57	9121
11/11/2025	Wofford	W 93-62	9121
11/16/2025	vs Houston	L 72-73	15623
11/19/2025	Jackson St.	W 112-66	9121
11/24/2025	vs Oregon	W 84-73	3588
11/25/2025	vs Michigan	L 72-102	3837
11/26/2025	vs St. John's (NY)	W 85-74	1631
12/03/2025	NC State	W 83-73	9121
12/06/2025	at Arizona	L 68-97	14688
12/13/2025	vs Chattanooga	W 92-78	1200
12/20/2025	vs Purdue	L 60-88	16912
12/29/2025	Queens (NC)	W 106-65	9121
01/03/2026	at Georgia	Lot 100-104	10261
01/06/2026	Texas A&M	L 88-90	9121
01/10/2026	Arkansas	W 95-73	9121
01/14/2026	at Missouri	L 74-84	10916
01/17/2026	South Carolina	W 71-67	9121
01/20/2026	at Ole Miss	W 78-66	9530
01/24/2026	at Florida	W 76-67	11104
01/28/2026	Texas	W 88-82	9121
01/31/2026	at Tennessee	L 69-77	21678
02/07/2026	Alabama	L 92-96	9121



2025-26 Auburn Men's Basketball Combined Team Statistics In Conference games

Page 1/1
as of Feb 08, 2026

Game Records

Record	Overall	Home	Away	Neutral
ALL GAMES	5-5	3-2	2-3	0-0
CONFERENCE	5-5	3-2	2-3	0-0
NON-CONFERENCE	0-0	0-0	0-0	0-0

Score by Periods

Team	1st	2nd	OT	TOT
Auburn	379	444	8	831
Opponents	355	439	12	806

Team Box Score

No.	Player				Total		3-Point		F-Throw		Rebounds											
		GP-GS	MIN	AVG	FG-FGA	FG%	3FG-3FGA	3FG%	FT-FTA	FT%	OFF	DEF	TOT	AVG	PF	DQ	A	TO	BLK	STL	PTS	AVG
7	HALL, Keyshawn	10-10	342:04	34.2	62-137	.453	18-48	.375	79-95	.832	16	42	58	5.8	31	1	30	26	10	11	221	22.1
0	PETTIFORD, Tahaad	10-8	334:13	33.4	45-121	.372	13-63	.206	28-34	.824	2	30	32	3.2	30	1	41	20	2	7	131	13.1
1	VERTON, Kevin	10-9	323:38	32.4	39-95	.411	19-56	.339	31-33	.939	9	25	34	3.4	27	0	11	11	1	11	128	12.8
3	MURPHY, KeShawn	10-10	246:20	24.6	42-78	.538	4-14	.286	25-30	.833	31	51	82	8.2	14	0	9	4	7	10	113	11.3
6	FREEMAN, Elyjah	10-1	231:30	23.1	29-67	.433	8-28	.286	19-32	.594	14	24	38	3.8	19	1	8	5	4	11	85	8.5
33	WILLIAMS-ADAMS, Sebastian	10-10	300:31	30.1	28-55	.509	4-13	.308	17-33	.515	19	21	40	4.0	29	1	12	17	10	13	77	7.7
38	JOVIC, Filip	10-0	166:16	16.6	26-34	.765	0-1	.000	17-31	.548	21	18	39	3.9	25	1	2	4	4	10	69	6.9
10	WALKER, Simon	3-0	12:43	4.2	1-3	.333	0-2	.000	0-0	.000	1	2	3	1.0	1	0	1	1	0	1	2	0.7
21	MUSCHALEK, Blake	8-0	48:26	6.1	1-6	.167	1-3	.333	2-2	1.000	2	0	2	0.3	13	0	2	1	0	4	5	0.6
22	TRAPP, Reed	1-0	00:59	1.0	0-1	.000	0-0	.000	0-0	.000	0	0	0	0.0	0	0	0	0	0	0	0	0.0
13	WILLIAMS, CJ	1-0	01:20	1.3	0-0	.000	0-0	.000	0-0	.000	0	0	0	0.0	0	0	0	0	0	0	0	0.0
17	CARDWELL, Drake	1-0	01:20	1.3	0-0	.000	0-0	.000	0-0	.000	0	0	0	0.0	0	0	0	0	0	0	0	0.0
5	MAGWOOD, Kaden	2-2	15:42	7.9	0-4	.000	0-2	.000	0-0	.000	0	2	2	1.0	5	0	3	3	0	1	0	0.0
Team											15	14	29					2				
Total		10	2025		273-601	.454	67-230	.291	218-290	.752	130	229	359	35.9	194	5	119	94	38	79	831	83.1
Opponents		10	2025		267-573	.466	94-241	.390	178-246	.724	106	229	335	33.5	206	2	132	121	47	63	806	80.6

Team Statistics

	AU	OPP
Scoring		
Points per game	83.1	80.6
Scoring margin	+2.5	-
Field goals-att		
Field goal pct	.454	.466
3 point fg-att		
3-point FG pct	.291	.390
3-pt FG made per game	6.7	9.4
Free throws-att		
Free throw pct	.752	.724
F-Throws made per game	21.8	17.8
Rebounds		
Rebounds per game	35.9	33.5
Rebounding margin	+2.4	-
Assists		
Assists per game	11.9	13.2
Turnovers		
Turnovers per game	9.4	12.1
Turnover margin	+2.7	-
Assist/turnover ratio	1.3	1.1
Steals		
Steals per game	7.9	6.3
Blocks		
Blocks per game	3.8	4.7
Winning streak		
Home win streak	0	-
Attendance		
Home games-Avg/Game	5-9121	5-12698
Neutral site-Avg/Game	-	0-0

Team Results

Date	Opponent		Score	Att.
01/03/2026	at Georgia	Lot	100-104	10261
01/06/2026	Texas A&M	L	88-90	9121
01/10/2026	Arkansas	W	95-73	9121
01/14/2026	at Missouri	L	74-84	10916
01/17/2026	South Carolina	W	71-67	9121
01/20/2026	at Ole Miss	W	78-66	9530
01/24/2026	at Florida	W	76-67	11104
01/28/2026	Texas	W	88-82	9121
01/31/2026	at Tennessee	L	69-77	21678
02/07/2026	Alabama	L	92-96	9121



2025-26 Auburn Men's Basketball
Overall Team Statistics
All games

Page 1/1
as of Feb 08, 2026

Team Statistics

	AU	OPP
Scoring	1948	1804
Points per game	84.7	78.4
Scoring margin	+6.3	-
Field goals-att	645-1386	622-1376
Field goal pct	.465	.452
3 point fg-att	180-549	200-562
3-point FG pct	.328	.356
3-pt FG made per game	7.8	8.7
Free throws-att	478-646	360-475
Free throw pct	.740	.758
F-Throws made per game	20.8	15.7
Rebounds	853	761
Rebounds per game	37.1	33.1
Rebounding margin	+4.0	-
Assists	307	321
Assists per game	13.3	14.0
Turnovers	235	284
Turnovers per game	10.2	12.3
Turnover margin	+2.1	-
Assist/turnover ratio	1.3	1.1
Steals	185	156
Steals per game	8.0	6.8
Blocks	99	92
Blocks per game	4.3	4.0
Winning streak	0	-
Home win streak	0	-
Attendance	100331	78177
Home games-Avg/Game	11-9121	6-13030
Neutral site-Avg/Game	-	6-7132

Score by Periods

Team	1st	2nd	OT	TOT
Auburn	889	1037	22	1948
Opponents	818	965	21	1804



**2025-26 Auburn Men's Basketball
Season Schedule/Results & Leaders
All games**

Page 1/1
as of Feb 08, 2026

Game Records

Record	Overall	Home	Away	Neutral
ALL GAMES	14-9	9-2	2-4	3-3
CONFERENCE	5-5	3-2	2-3	0-0
NON-CONFERENCE	9-4	6-0	0-1	3-3

Team Results

Date	Opponent		Score	Att.	High Points	High Rebounds
11/03/2025	Bethune-Cookman	Wot	95-90	9121	(28) HALL, Keyshawn	(8) MURPHY, KeShawn
						(8) HALL, Keyshawn
11/06/2025	Merrimack	W	95-57	9121	(25) HALL, Keyshawn	(14) HALL, Keyshawn
11/11/2025	Wofford	W	93-62	9121	(21) FREEMAN, Elyjah	(11) HALL, Keyshawn
11/16/2025	vs Houston	L	72-73	15623	(20) HALL, Keyshawn	(11) HALL, Keyshawn
11/19/2025	Jackson St.	W	112-66	9121	(19) MURPHY, KeShawn	(7) MURPHY, KeShawn
11/24/2025	vs Oregon	W	84-73	3588	(24) PETTIFORD, Tahaad	(6) HALL, Keyshawn
						(6) FREEMAN, Elyjah
11/25/2025	vs Michigan	L	72-102	3837	(16) PETTIFORD, Tahaad	(6) FREEMAN, Elyjah
						(6) JOVIC, Filip
11/26/2025	vs St. John's (NY)	W	85-74	1631	(27) PETTIFORD, Tahaad	(8) HALL, Keyshawn
12/03/2025	NC State	W	83-73	9121	(29) OVERTON, Kevin	(10) HALL, Keyshawn
12/06/2025	at Arizona	L	68-97	14688	(30) PETTIFORD, Tahaad	(8) MURPHY, KeShawn
12/13/2025	vs Chattanooga	W	92-78	1200	(22) HALL, Keyshawn	(11) HALL, Keyshawn
12/20/2025	vs Purdue	L	60-88	16912	(22) OVERTON, Kevin	(5) OVERTON, Kevin
12/29/2025	Queens (NC)	W	106-65	9121	(27) FREEMAN, Elyjah	(6) MURPHY, KeShawn
01/03/2026	at Georgia	Lot	100-104	10261	(25) PETTIFORD, Tahaad	(10) JOVIC, Filip
01/06/2026	Texas A&M	L	88-90	9121	(32) HALL, Keyshawn	(12) HALL, Keyshawn
01/10/2026	Arkansas	W	95-73	9121	(32) HALL, Keyshawn	(10) MURPHY, KeShawn
01/14/2026	at Missouri	L	74-84	10916	(13) OVERTON, Kevin	(9) HALL, Keyshawn
					(13) FREEMAN, Elyjah	
01/17/2026	South Carolina	W	71-67	9121	(23) JOVIC, Filip	(8) WILLIAMS-ADAMS, Sebastian
01/20/2026	at Ole Miss	W	78-66	9530	(19) HALL, Keyshawn	(14) MURPHY, KeShawn
01/24/2026	at Florida	W	76-67	11104	(24) HALL, Keyshawn	(9) MURPHY, KeShawn
01/28/2026	Texas	W	88-82	9121	(31) HALL, Keyshawn	(5) MURPHY, KeShawn
01/31/2026	at Tennessee	L	69-77	21678	(21) HALL, Keyshawn	(7) MURPHY, KeShawn
						(7) JOVIC, Filip
02/07/2026	Alabama	L	92-96	9121	(25) PETTIFORD, Tahaad	(12) MURPHY, KeShawn

Attendance Summary

	Games	Attend	Avg/Game
Home	11	100331	9121
Away	6	78177	13030
Neutral	6	42791	7132
Total	23	221299	9622



2025-26 Auburn Men's Basketball
Team Game-by-Game
All games

Page 1/1
as of Feb 08, 2026

				Total		3-Pointers		Free throws		Rebounds											
Opponent	Date	Score		FG-FGA	PCT	3FG-3FGA	PCT	FT-FTA	PCT	OFF	DEF	TOT	AVG	PF	A	TO	BLK	STL	PTS	AVG	
Bethune-Cookman	11/03/2025	95-90	Wot	31-68	.456	6-23	.261	27-38	.711	17	26	43	43.0	12	15	11	4	10	95	95.0	
Merrimack	11/06/2025	95-57	W	31-62	.500	6-24	.250	27-37	.730	21	34	55	49.0	20	14	8	5	7	95	95.0	
Wofford	11/11/2025	93-62	W	36-71	.507	9-27	.333	12-18	.667	20	28	48	48.7	14	16	11	9	11	93	94.3	
vs Houston	11/16/2025	72-73	L	22-58	.379	7-22	.318	21-33	.636	15	23	38	46.0	14	11	8	2	5	72	88.8	
Jackson St.	11/19/2025	112-66	W	42-65	.646	13-32	.406	15-19	.789	8	22	30	42.8	19	28	9	4	16	112	93.4	
vs Oregon	11/24/2025	84-73	W	30-65	.462	5-23	.217	19-23	.826	12	22	34	41.3	19	14	6	3	12	84	91.8	
vs Michigan	11/25/2025	72-102	L	22-62	.355	10-24	.417	18-33	.545	15	20	35	40.4	18	3	8	3	4	72	89.0	
vs St. John's (NY)	11/26/2025	85-74	W	29-53	.547	6-14	.429	21-25	.840	12	23	35	39.8	18	16	12	5	9	85	88.5	
NC State	12/03/2025	83-73	W	26-44	.591	12-22	.545	19-22	.864	5	30	35	39.2	10	10	20	9	3	83	87.9	
at Arizona	12/06/2025	68-97	L	21-63	.333	6-25	.240	20-25	.800	16	18	34	38.7	15	7	15	4	8	68	85.9	
vs Chattanooga	12/13/2025	92-78	W	26-53	.491	11-30	.367	29-37	.784	14	28	42	39.0	17	17	13	3	1	92	86.5	
vs Purdue	12/20/2025	60-88	L	21-58	.362	7-25	.280	11-16	.688	11	14	25	37.8	14	13	10	1	7	60	84.3	
Queens (NC)	12/29/2025	106-65	W	35-63	.556	15-28	.536	21-30	.700	13	27	40	38.0	18	24	10	9	13	106	85.9	
at Georgia	01/03/2026	100-104	Lot	34-75	.453	8-30	.267	24-36	.667	23	27	50	38.9	26	15	13	5	6	100	86.9	
Texas A&M	01/06/2026	88-90	L	29-65	.446	7-26	.269	23-31	.742	19	21	40	38.9	17	12	13	5	5	88	87.0	
Arkansas	01/10/2026	95-73	W	34-60	.567	10-22	.455	17-24	.708	9	28	37	38.8	17	20	10	2	11	95	87.5	
at Missouri	01/14/2026	74-84	L	24-59	.407	6-21	.286	20-28	.714	15	19	34	38.5	19	11	11	4	7	74	86.7	
South Carolina	01/17/2026	71-67	W	23-56	.411	2-19	.105	23-30	.767	11	24	35	38.3	18	10	11	8	10	71	85.8	
at Ole Miss	01/20/2026	78-66	W	22-51	.431	2-17	.118	32-39	.821	13	30	43	38.6	14	10	9	4	5	78	85.4	
at Florida	01/24/2026	76-67	W	26-54	.481	5-15	.333	19-21	.905	8	24	32	38.3	20	8	9	3	9	76	85.0	
Texas	01/28/2026	88-82	W	24-47	.511	11-21	.524	29-39	.744	6	17	23	37.5	20	8	3	2	8	88	85.1	
at Tennessee	01/31/2026	69-77	L	24-63	.381	7-31	.226	14-20	.700	12	18	30	37.2	23	13	10	1	9	69	84.4	
Alabama	02/07/2026	92-96	L	33-71	.465	9-28	.321	17-22	.773	14	21	35	37.1	20	12	5	4	9	92	84.7	
Total		1948		645-1386	.465	180-549	.328	478-646	.740	309	544	853	37.1	402	307	235	99	185	1948	84.7	
Opponents		1804		622-1376	.452	200-562	.356	360-475	.758	253	508	761	33.1	470	321	284	92	156	1804	78.4	

Auburn Averages

Games Played	Points/ game	FG Pct	3FG Pct	FT Pct	Rebounds/ game	Assists/ game	Turnovers/ game	Assist/Turnover ratio	Steals/ game	Blocks/ game
23	84.7	46.5	32.8	74.0	37.1	13.3	10.2	1.3	8.0	4.3



2025-26 Auburn Men's Basketball
Opponents Game-by-Game
All games

Page 1/1
as of Feb 08, 2026

				Total		3-Pointers		Free throws		Rebounds											
Opponent	Date	Score		FG-FGA	PCT	3FG-3FGA	PCT	FT-FTA	PCT	OFF	DEF	TOT	AVG	PF	A	TO	BLK	STL	PTS	AVG	
Bethune-Cookman	11/03/2025	95-90	Wot	35-70	.500	12-23	.522	8-9	.889	8	26	34	34.0	24	18	13	9	9	90	90.0	
Merrimack	11/06/2025	95-57	W	16-56	.286	8-32	.250	17-24	.708	10	14	24	29.0	27	7	11	3	7	57	73.5	
Wofford	11/11/2025	93-62	W	24-62	.387	6-25	.240	8-10	.800	8	19	27	28.3	16	13	13	5	7	62	69.7	
vs Houston	11/16/2025	72-73	L	28-65	.431	7-24	.292	10-12	.833	14	26	40	31.3	23	15	10	6	7	73	70.5	
Jackson St.	11/19/2025	112-66	W	23-56	.411	6-18	.333	14-19	.737	11	17	28	30.6	14	6	22	1	6	66	69.6	
vs Oregon	11/24/2025	84-73	W	23-61	.377	9-33	.273	18-23	.783	20	26	46	33.2	20	14	18	1	3	73	70.2	
vs Michigan	11/25/2025	72-102	L	35-68	.515	14-35	.400	18-22	.818	16	35	51	35.7	21	19	9	5	7	102	74.7	
vs St. John's (NY)	11/26/2025	85-74	W	23-60	.383	7-25	.280	21-28	.750	19	13	32	35.3	21	13	14	2	5	74	74.6	
NC State	12/03/2025	83-73	W	26-64	.406	10-30	.333	11-13	.846	8	14	22	33.8	19	14	9	2	14	73	74.4	
at Arizona	12/06/2025	68-97	L	41-67	.612	6-15	.400	9-12	.750	11	29	40	34.4	21	23	13	3	8	97	76.7	
vs Chattanooga	12/13/2025	92-78	W	27-59	.458	7-20	.350	17-20	.850	4	16	20	33.1	24	17	6	0	10	78	76.8	
vs Purdue	12/20/2025	60-88	L	33-59	.559	12-26	.462	10-10	1.000	9	27	36	33.3	14	21	11	5	7	88	77.8	
Queens (NC)	12/29/2025	106-65	W	21-56	.375	2-15	.133	21-27	.778	9	17	26	32.8	20	9	14	3	3	65	76.8	
at Georgia	01/03/2026	100-104	Lot	34-65	.523	11-29	.379	25-35	.714	10	25	35	32.9	24	11	11	9	4	104	78.7	
Texas A&M	01/06/2026	88-90	L	32-61	.525	13-30	.433	13-20	.650	12	22	34	33.0	21	14	14	4	11	90	79.5	
Arkansas	01/10/2026	95-73	W	25-58	.431	8-21	.381	15-21	.714	8	20	28	32.7	18	9	11	3	7	73	79.1	
at Missouri	01/14/2026	74-84	L	27-48	.563	9-19	.474	21-31	.677	7	25	32	32.6	17	18	13	5	7	84	79.4	
South Carolina	01/17/2026	71-67	W	23-58	.397	8-25	.320	13-20	.650	13	26	39	33.0	21	11	15	4	5	67	78.7	
at Ole Miss	01/20/2026	78-66	W	22-61	.361	10-28	.357	12-15	.800	8	18	26	32.6	23	12	6	3	6	66	78.0	
at Florida	01/24/2026	76-67	W	22-59	.373	7-27	.259	16-27	.593	17	22	39	33.0	18	13	11	7	8	67	77.5	
Texas	01/28/2026	88-82	W	26-50	.520	12-26	.462	18-23	.783	7	19	26	32.6	26	10	11	3	3	82	77.7	
at Tennessee	01/31/2026	69-77	L	24-54	.444	4-13	.308	25-31	.806	17	29	46	33.2	19	17	15	2	7	77	77.6	
Alabama	02/07/2026	92-96	L	32-59	.542	12-23	.522	20-23	.870	7	23	30	33.1	19	17	14	7	5	96	78.4	
Total		1804		622-1376	.452	200-562	.356	360-475	.758	253	508	761	33.1	470	321	284	92	156	1804	78.4	
Auburn		1948		645-1386	.465	180-549	.328	478-646	.740	309	544	853	37.1	402	307	235	99	185	1948	84.7	

Opponents Averages

Games Played	Points/game	FG Pct	3FG Pct	FT Pct	Rebounds/game	Assists/game	Turnovers/game	Assist/Turnover ratio	Steals/game	Blocks/game
23	78.4	45.2	35.6	75.8	33.1	14.0	12.3	1.1	6.8	4.0