

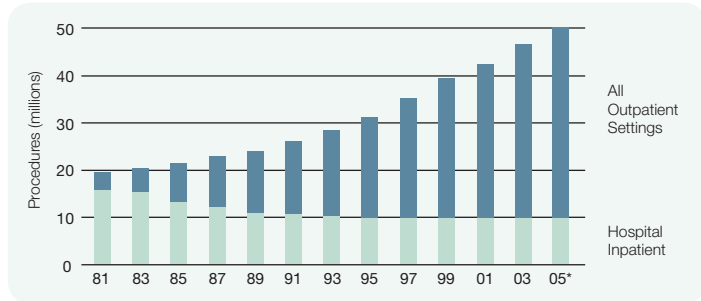


641

MIDMARK 641 BARRIER-FREE™
POWER PROCEDURES CHAIR

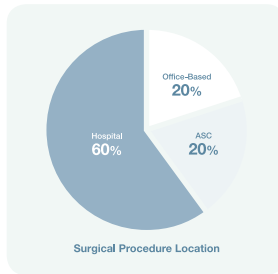


Are you positioned to benefit from office-based procedures?



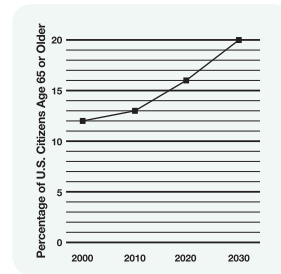
Source: Avalere Health analysis of Verispan's Diagnostic Imaging Center Profiling Solution, 2004, and American Hospital Association Annual Survey data for community hospitals, 1981-2004. *2005 values are estimates.

The number of procedures performed in the U.S. is rapidly increasing, and advances in anesthesia and innovations in surgical techniques have allowed a shift of these procedures to outpatient settings. These trends will continue as efforts intensify to combat the escalating costs of healthcare.



Source: Federation of State Medical Boards

Today, 20 percent of all surgical procedures are performed in office-based settings. Experts predict this percentage will continue to increase as healthcare professionals seek ways to improve practice efficiency and profit.



Source: U.S. Census Bureau

The percentage of U.S. citizens age 65 or older will climb steadily over the next two decades. This aging population, consisting primarily of more active and demanding baby boomers, is expected to increase overall demand for office-based procedures.

The time to benefit from office-based procedures is now. The Midmark 641 offers the positioning, accessibility and patient comfort you require in order to complete procedures in your office... and it's affordable.





The Midmark 641 delivers maximum accessibility to your patient.



Patient Accessibility

Narrow patient support surface and slim back section provide the accessibility you require. Work closer to patient with proper posture for a long, injury-free career.



Side Rail Adjustment

Tuck away side rail for improved accessibility to patient. Extend for mounting accessories. To adjust, simply loosen knob, position rail and tighten knob.



Trendelenburg



Semi-Fowler



Flat



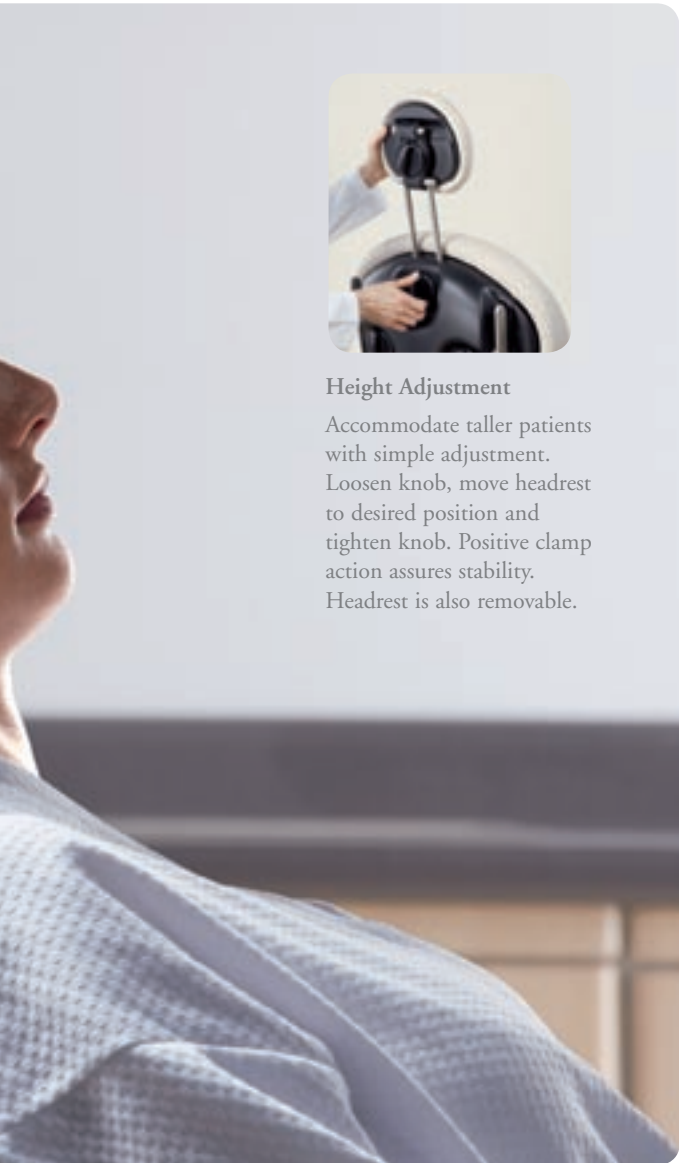
Barrier-Free™ Entry

Powered Multi-Positioning

Proper patient positioning is critical during procedures. Powered movement of seat, back, foot and tilt offer multi-positioning capabilities, improving comfort and reducing likelihood of injury.



Versatile positioning. Maximum head and neck



Height Adjustment

Accommodate taller patients with simple adjustment. Loosen knob, move headrest to desired position and tighten knob. Positive clamp action assures stability. Headrest is also removable.

More standard features...



Standard Hand and Foot Control Offer Versatility in Patient Positioning

Two ports allow connection of the hand and foot control, which means chair movement can be conveniently controlled by hand, foot or both.

The ergonomic design not only gives the controls a high-end appearance, but more importantly, allows for comfortable operation. And, the protective overlay on the foot control provides resistance to undesirable particles making it extremely easy to clean...simply wipe it off.

Auto-Return (returns seat to lowest height) and QuickChair™ (returns chair to Barrier-Free™ entry position) offer efficient patient dismounting. *Programmable controls shown.*



Foot Extension

Extend foot rest for taller patients. Squeeze recessed lever on either side to unlock and rotate to extend. Lightweight for easy operation and equipped with safety system to prevent collision with floor.



Premium Comfort System™

Advanced elastomeric material stretched over a seat cutout enhances patient comfort for a "chair-like" feel in a procedures table.

access. Premium comfort.

Rotation



Procedure rooms are being equipped with more and larger devices. Inefficiency results when having to move them to the patient. Optional rotation simplifies this task by allowing the patient to be repositioned instead of the device.

Photos illustrate typical hair removal procedure where both legs receive treatment. Notice how repositioning of the patient has allowed the intense pulsed light unit to remain stationary in the room.

Simple touch of pedal (illustrated below) on either side of chair permits 350 degrees of rotation; touch pedal again to lock chair in place. It's that easy!



OPTIONS...that improve efficiency

In a healthcare environment of increasing complexity and patient volume, office efficiency has never been more important. Equipping the Midmark 641 with options designed to deliver procedure room efficiency is a smart choice and wise long-term investment.



Programmability

Enjoy the time savings of optional One-Touch Positioning. Press a single button and ALL sections move simultaneously from chair (or any current position) to flat position (or any programmed position). Store four favorite positions.



Electrical Outlets

Optional hospital grade outlets (on each side) allow easy access to electrical power providing a clean look to the room and floor space free of power cords.



Chair Arms
 Upholstered and contoured for comfort. Arms automatically lower with chair back offering patients a sense of security and place to rest arms. Arms swivel and lock into different positions and are removable...all without use of tools.

ACCESSORIES...that add versatility



Wireless Hand Control



Wireless Controls

Remove cords and eliminate obstacles. Enjoy freedom of locating the hand and foot control anywhere in the room. Low battery audible indicator provides early warning of approaching battery replacement.



Wireless Foot Control

641 Headrest Accessories



Flat Headrest

Flat surface prevents pooling of liquid and allows easier side-to-side movement of head.

Dimensions: 8" H x 9" W

Magnetic Headrest

Slide contoured section anywhere along flat section to achieve optimal positioning. Held in position by magnets.

Dimensions: 8" H x 10" W



Oval-Shaped Headrest

Oval, contoured surface increases patient comfort without sacrificing accessibility to patient.

Dimensions: 13" H x 13" W

Rectangular-Shaped Headrest

Accommodates larger patients, and during procedures, can serve as resting location for arms.

Dimensions: 12" H x 19" W



U-Shaped Headrest

Provides comfortable and proper support of head for patients in prone position. Positioning flexibility assures proper alignment of patient's back for increased comfort.

Dimensions: 10" H x 11 1/2" W



Headrest Interchangeability

Easily adapt to different requirements with tool-less interchangeability of several headrest accessories. To detach, loosen knob, rotate headrest up and remove. To attach, align and engage, rotate headrest down and tighten knob.



Wrist Rest Support

Reduces fatigue of staff when supporting patient's head during procedure. Supports adjust up and down and also pivot.

Improve functionality of your office with additional Midmark 641



Articulating Armboard

Attaches to either side of chair and supports patient's arm during procedures and administering of IVs. Ball joint design permits multi-directional movement. Squeeze lever, position armboard and release lever...it's that simple!

Dimensions: 7" W x 24" L



Restraint Straps

Improve safety by securing patient to chair before, during and after procedure. Restraint strap width and location are adjustable accommodating different patient demographics.



Fixed Armboard

Similar to articulating armboard less ball joint design and multi-directional movement. Height and position on side rail are only adjustments.

Dimensions: 7" W x 24" L



Double Arm Instrument Tray

Holds instruments and supplies where needed most...close to the patient. Attaches to either side of chair saving valuable floor space. Double arm design allows wide range of motion. Single arm version available.



Hand Surgery Armboard

Attaches to either side of chair and supports patient's arm during procedures on arm and hand. Adjustable leg extends to floor for increased stability. Attachment clamp allows rotary adjustment of armboard.

Dimensions: 8 1/2" W x 26" L



IV Pole

Attaches to either side of chair saving valuable floor space. Adjustable height.



Casters

Locking casters provide mobility without sacrificing valuable floor space. Casters add 3 1/2" to minimum and maximum seat height and create space under chair for Mayo stand legs.



Paper Roll Holder

Holds 18" x 3 1/2" paper roll in a location that avoids interfering with accessibility to patient.

Specifications

Patient Load Rating:
450 lb. (204 kg)

Height:
Minimum 19" (48.3 cm)
Maximum 40" (101.6 cm)

Seat Tilt Angle Range:
0° to 30°

Back Support Angle Range:
0° to 85°

Foot Support Angle Range:
0° to 90°

Optional Electrical Outlet Rating:
115 VAC, 3 Amps

Electrical Ratings

115/230 VAC, 8.5/4.5 Amps, 50/60 Hz
(for standard and rotation models)

115 VAC, 11.5 Amps, 50/60 Hz
(for standard models w/outlets)

Safety Standards

UL 60601-1 and CAN/CSA C22.2
No. 601.1-M90

Options

Premium Upholstery Top:

Seamless design for easy cleaning

Ultra-Premium Upholstery Top:

Stitched, plush design for high-end
appearance and unparalleled comfort

Programmability: Four positions that
you customize to your needs

Electrical Outlets: Duplex, hospital
grade (on each side)¹

Rotation: Allows 350° of table rotation
and adds 3.5" to the minimum and
maximum seat height specifications

Accessories

Arms, chair⁵

Armboard, fixed

Armboard, articulating

Armboard, hand surgery

Caster base¹

Casters¹

Control, foot, disc-style

Control, wireless, linear-style²

Control, wireless, disc-style²

Cord, power, 3' length

Headrest, flat

Headrest, U-shaped⁴

Headrest, oval-shaped⁴

Headrest, rectangular-shaped⁴

Headrest, magnetic

Support, wrist rest

Holder, paper roll

Tray, instrument, double arm³

Tray, instrument, single arm³

Pole, IV³

Rail, base

Screen, vision block³

Straps, restraint

¹ – Not available on rotation
models

² – Includes hand and foot control
(with batteries)

³ – Requires base rail accessory

⁴ – Not compatible with wrist rest
support accessory

⁵ – Interference with armboard
accessories will likely occur



Perimeter contouring of
patient support surface
provides width in seat
and foot sections, and
narrowness in back and
head sections, satisfying
patient comfort and
physician accessibility.

Length measures 73" ...
can be increased to 79"
by extending headrest.

Ultra-Premium upholstery shown.

Premium Solid Upholstery Colors

Blueberry

Cashmere Blue

Silver Sage

Terra Cotta

Fossil Grey

Tea Green

Black

Premium Pattern Upholstery Colors

Belagio

Capri

Siena

Treviso

Firenze

Tuscany

Ultra-Premium Solid Upholstery Colors

Ultra-Pacific Blue

Ultra-Sky

Ultra-Spruce

Ultra-Canyon

Ultra-Arctic

Ultra-Olivine

Ultra-Raven Wing



Midmark is an ISO 13485 and ISO 9001 Certified Company

For more information or a demonstration, contact your Midmark
dealer or Call: 1-800-MIDMARK Fax: 1-800-365-8631
Outside the U.S.A. Call: 1-937-526-3662 Fax: 1-937-526-8392
or visit our website at midmark.com

© 2007 Midmark Corporation
60 Vista Drive P.O. Box 286 Versailles, Ohio 45380-0286
Products subject to improvement changes without notice
Litho in U.S.A. 007-0648-00 Rev. A1 7/07



Because we care.