

TORINO MAX

Surgical Table



Moving Healthcare Forward

Avante Torino MAX

Surgical Table



Notable Features


- Return-to-level button carefully repositions patient to maintain hemostasis
- Patient safety rails and variable speed help provide safe transport
- Beach Chair/ Fowler's position compatible

Patient Weight Capacity

1,000 lb. (454 kg) patient support, including raise/lower (when centered on the column in Normal Orientation; includes rotation) full table articulation, including slide (includes rotation and transport)

[View our comparison Chart and see how we stack up againsts the competition!](#)

Performance & Mobility



Complete Accessory Offerings

- › Leg support - 2 pieces
- › Arm support - 2 pieces
- › Shoulder support - 2 pieces
- › Body support - 2 pieces
- › Anesthetic screen - 1 piece
- › Socket clamp - 2 pieces
- › Accessory clamps - 8 pieces
- › Hand remote - 1 piece



Beach Chair Positioning

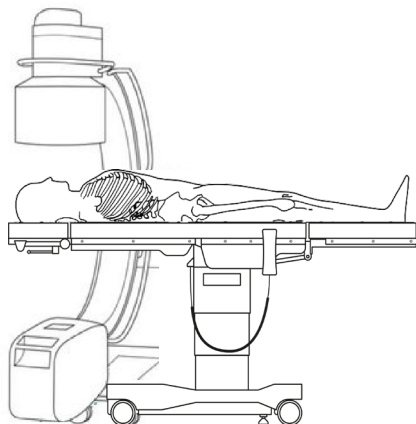
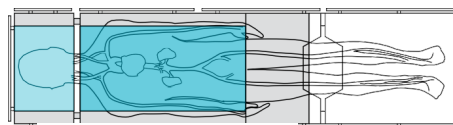
The Torino Max is capable of Beach Chair Positioning for easier accessibility and patient comfort.

A Large Imaging Area Accommodates More Needs

Upper Body IA Coverage – Normal Patient Orientation

Torino MAX Imaging Length:
41.4" (1,051 mm)

Total Imaging Area:
635 sq. in. (4,093 sq. cm)



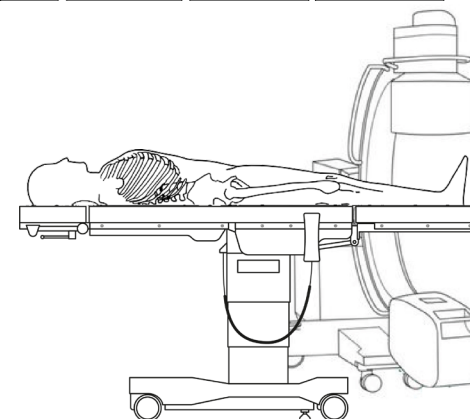
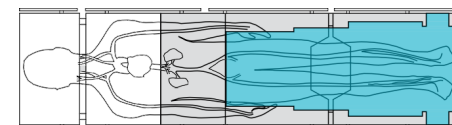
COMMON USES

- › Lower body arterial imaging
- › Lower limb, non-traction orthopedics
- › Femoral/popliteal bypass
- › Laser angioplasty

Lower Body IA Coverage - Table Slid to Foot

COMMON USES

- › Pacemaker insertions
- › Hickman catheters
- › Broviac insertions
- › Shunts
- › IVC filters
- › Cholangiography
- › Lung biopsies
- › Thoracic and kidney
- › Gall bladder
- › Total hip revision
- › Ophthalmic
- › Neurosurgery
- › Spinal
- › Implantable defibrillation
- › Endoscopy



FEATURE	AVANTE TORINO MAX SURGICAL TABLE
Table Length	78.74"
Table Width	19.68"
Table Height Range	27" to 42.5"
Tabletop Slide Range	9" (227 mm) to head, 9" to foot
Patient Weight Capacity	1,000 lb. patient support, including raise/lower and rotate, full table articulation and rotation, full table articulation, including slide, rotate and transport
Table Shipping Weight	850 lbs. (386 kg)
Trendelenburg/Reverse	30° / 30°
Lateral Tilt (left/right)	21° / 21°
Head Section	+48° to -90° (10° increments)
Back Section	+92° to -44°
Leg Section	0° to -92°
Flex/Reflex	140° / 100°
Manual Override	Yes
Perineal Cut-out	Yes
Kidney Elevator	4.5" (powered)
Table Speed	Forward ≤ 1.9 mph (≤3 km/h) Reverse ≤ 1.2 mph (≤2 km/h)
Stopping Distance (at 2 mph / 3km/h with 600 lb patient)	≤ 2' (0.6 m) with motor braking in forward motion

For more information, contact your Avante representative
or visit AvanteHS.com



2601 Stanley Gault Pkwy, Suite 101 • Louisville, KY 40223 USA
800-477-2006 • 502-244-4444 • FAX: 502-244-0369

Avante | Health Solutions