



# Insect Adhesive Trap Paper Introduction (IATP)

**KK Enterprise Co., Ltd.**

# IATP Application



Park



Tea leaf



Green House



Poultry



Organic plant



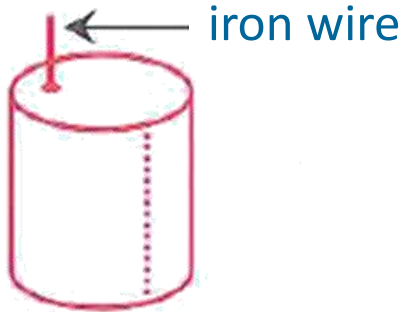
Orchard

# IATP Features

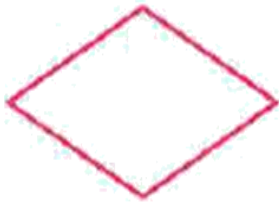
- No chemical residue
- Strong adhesion effect
- In / out door available – water proof
- Multiple colors available
- Less waste pollution – double sided product structure



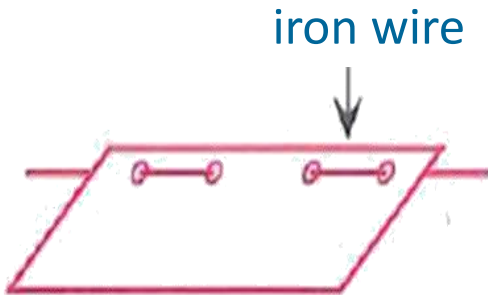
# IATP Instruction - 1



1. Round shape with iron wire



2. Lay flat



3. Pierce through the hole with iron wires



## IATP Instruction - 2

- Tear sticky paper into two pieces, the colored side on top.
- Place a sticky paper every 2 meters.






## IATP Instruction - 3

- To hang up sticky papers about 20 cm lower than trees' branches.



# IATP Multi-colored Solution

IATP Colors	Control Objects	Appearance
Yellow	Liriomyza trifolii, liriomyza bryoniae, bemisia argentifolii bellows & perring, gourd/melon fly, aphid with wings and thrips	
Green	Bemisia argentifolii bellows & perring	
Blue	Thrips palmi	
White	Phototaxis like fly and moths	



Thank you for your time.