



[Home](#)

[Scope](#)

[Feature](#)

[Contact](#)



NDEVE

Next-Degree Enterprise Value Engine

ERP Is Not Software

**It Is How a Company Thinks, Decides, and Grows
From Daily Transactions to Intelligent Decisions**

MYPROJECT

Project Tracking : Project Control & Value Execution

(Part of MYERP)



1. APA ITU NDEVE – MYPROJECT ?

MYPROJECT adalah modul ERP untuk mengelola proyek berbasis anggaran, progres, dan biaya aktual — dari perencanaan sampai penutupan, terhubung langsung ke finance (MYFICO).

Fokus utama:

- budget control
- cost tracking real-time
- progress vs cost
- early warning sebelum rugi

2. Masalah Proyek yang Diselesaikan MYPROJECT

Proyek terlihat sibuk tapi profit tidak jelas
 Biaya membengkak baru ketahuan di akhir
 Material & tenaga kerja tidak terkontrol
 Progress laporan manual & subjektif
 Tidak ada jejak keputusan & approval

MYPROJECT mengubah proyek dari “kerja jalan” menjadi “kerja terkendali”

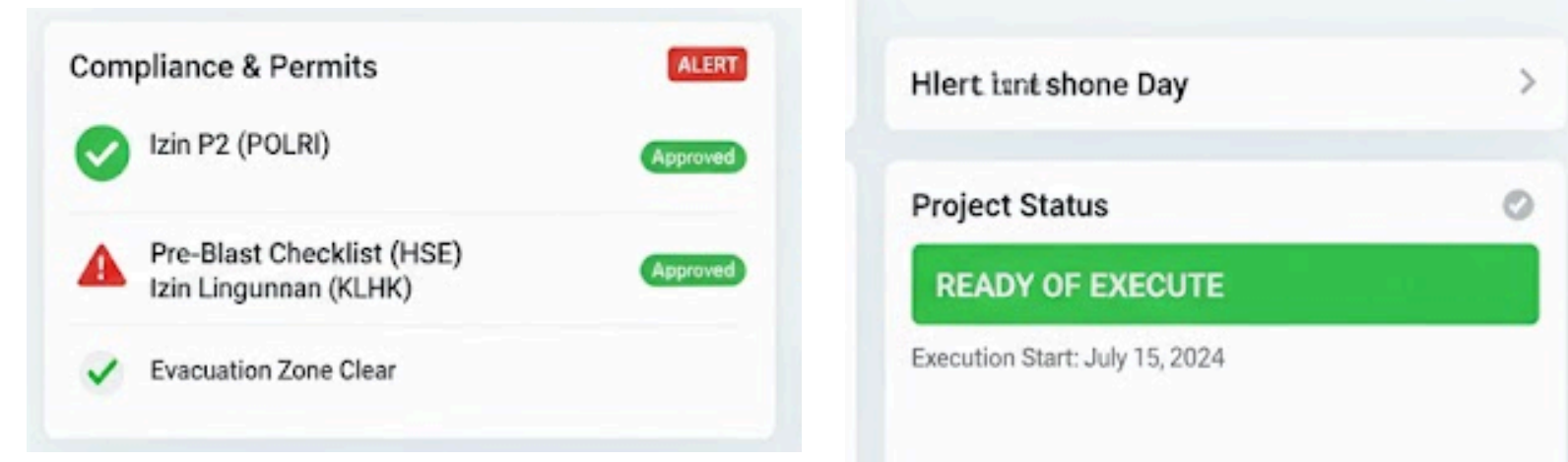
MYPROJECT turns projects into controlled, measurable, and value-protected business executions.



Why MYERP :

1. Cloud access dalam 30 detik
2. Per Paket Multi Role User, Multi Project Role
3. Subscription minimal 1 Tahun
4. Training & pendampingan Online Zoom
5. Integrasi dengan Payment Gateway Ready
6. Sudah digunakan oleh ratusan pelanggan di berbagai sektor
7. Upgradable Ready
8. Bahasa Indonesia cocok untuk implementasi cepat, tepat dan hemat

myerp.solusimu.id



PROJECT TRACKING INDUSTRI INI WAJIB KARENA:

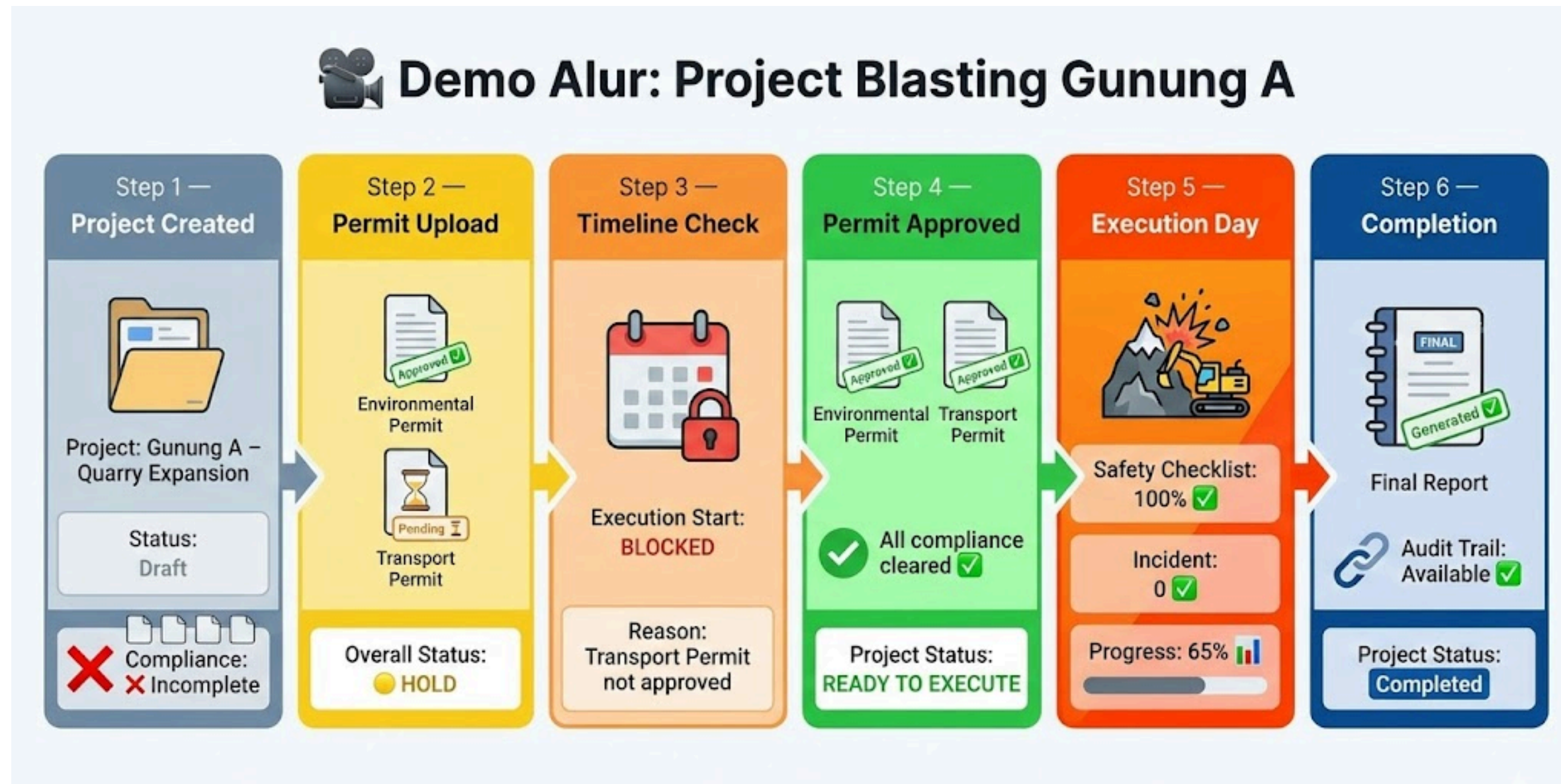
1. High risk (safety & environment)
2. High regulation (izin & audit)
3. Multi-stakeholder (klien, regulator, vendor, security)

OUTCOME SISTEM

- Tidak ada aktivitas berjalan tanpa status "compliant & approved".
- MYPROCUREMENT = control before spending
- MYWMS = control inside warehouse
- MYLOGISTICS = control while goods move
- MYPROJECT = control while work happens

STRUKTUR MANDATORY PROJECT TRACKING MODULE

MYPROJECT mengontrol biaya dan progres sebelum proyek berubah menjadi kerugian.



- Project Master & Structure
- Project Budget & Baseline
- Project Procurement & Cost Execution
- Project Material Management
- Project Task & Resource Control
- Progress & Milestone Tracking
- Variance & Change Management
- Approval & Governance
- Project Accounting & MYFICO
- 1 Project Closing & Evaluation

FROM INPUT TO DECISION : SYSTEM WORKFLOW



INCLUDE : ERP + VALUE ENGINE

Project Master & Structure (Fondasi proyek)

Project Master

- Project ID & nama proyek
- Tipe proyek (internal / customer / capex / opex)
- Customer / internal owner
- Start & end date
- Project status (draft / active / on-hold / closed)

Project Structure

- Sub-project
 - Phase / milestone
 - Cost center
 - WBS (basic)
- Tidak ada proyek tanpa struktur

Project Budget & Baseline (Kontrol sebelum eksekusi)

- Budget material
 - Budget jasa / tenaga kerja
 - Budget overhead
 - Budget per phase / milestone
 - Baseline approval
 - Budget revision history
- Budget dikunci sebelum kerja dimulai

Project Procurement & Cost Execution (Biaya nyata mulai terjadi)

- PR & PO berbasis proyek
 - Pembelian langsung ke proyek
 - Service & subcontract cost
 - Invoice linked ke proyek
 - Actual cost posting otomatis
- Setiap pengeluaran “nempel” ke proyek

Project Material Management (Kontrol barang proyek)

- Material issue ke proyek
 - Material return dari proyek
 - Konsumsi material aktual
 - Selisih rencana vs realisasi
- Material proyek tidak bocor

Project Task & Resource Control (Eksekusi kerja)

- Task per phase
 - Penugasan PIC
 - Estimasi effort (basic)
 - Status task
 - Resource usage (basic)
- Bukan task list biasa — ini task berbasis biaya

MYPROJECT controls cost and progress before projects turn into losses.

INCLUDE : ERP + VALUE ENGINE

Progress & Milestone Tracking

(Apakah proyek benar-benar maju?)

- Progress per milestone
- Progress % vs waktu
- Progress % vs biaya
- Delay detection

Variance & Change Management

(Saat proyek berubah)

- Cost variance
 - Schedule variance
 - Change request
 - Change approval
 - Dampak ke budget & margin
- Perubahan tercatat, bukan diam-diam

Approval & Governance

(Pengamanan proyek)

- Approval budget
 - Approval PO proyek
 - Approval perubahan scope
 - Audit trail keputusan
- Semua keputusan bisa ditelusuri

Project Accounting & MYFICO

Integration

(Nilai proyek)

- Project costing
 - WIP (basic)
 - Revenue & margin (jika applicable)
 - Early warning overrun
 - Project profitability
- Finance tidak menunggu proyek selesai

1 Project Closing & Evaluation

(Penutupan & pembelajaran)

- Project close
 - Final cost vs budget
 - Margin realisasi
 - Lessons learned
 - Arsip proyek
- Setiap proyek jadi sumber insight

MYPROJECT lebih kuat dari project management tool

- *Tapi tidak over-complex seperti EPC system*

Ideal untuk:

- *construction ringan*
- *IT project*
- *interior*
- *event*
- *project-based company*

MYPROJECT manages projects as controlled business executions, not just activities."



MYPROJECT Standard already secures project cost and progress. Advanced control is modular to keep the system efficient.

Project Variable » Tambah

Images Var URL

Browse... No file selected.

Order Tampil Order Tampil

Type_Var* -- Pilih --

Supplier Default Supplier

Vendor Jasa Default Vendor

Nama* Nama

Harga Project* Harga Project Harga Project

Keterangan Keterangan

Status AKTIF

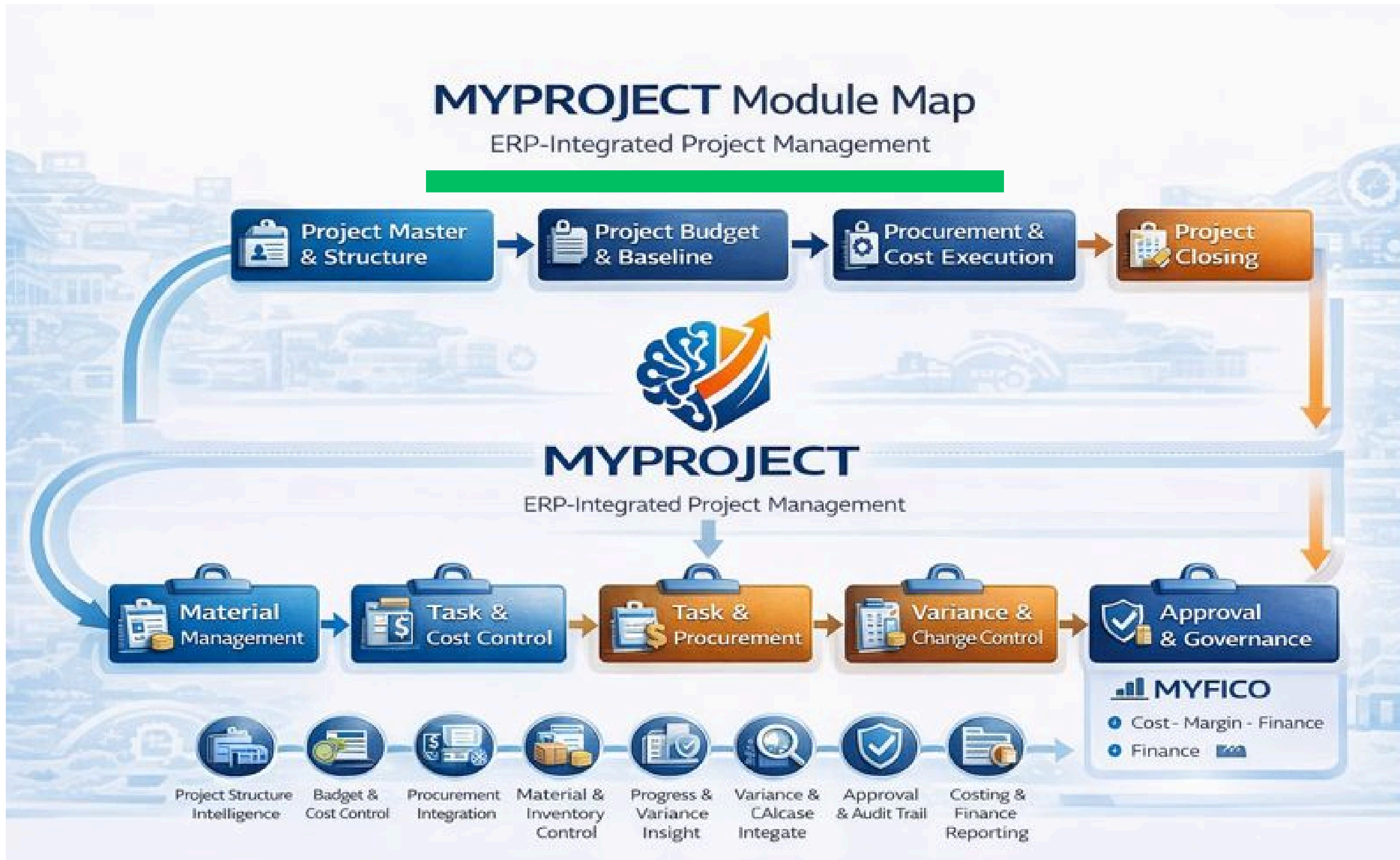
Simpan →

- **MYPROJECT = Control While Work Happens**
- **MYFICO = Insight After Cost Happens**

Setiap:

- **PO**
- **material**
- **jasa beli, jasa jual**
- **biaya**

harus nempel ke salah satu WBS



APA ITU WBS (WORK BREAKDOWN STRUCTURE)?

NDEVE MYPROJECT - WBS adalah cara memecah sebuah proyek besar menjadi bagian-bagian kerja yang lebih kecil, terstruktur, dan bisa dikontrol.

Laporan ID PROJECT Per Detail

Data Project			Budget Project			Data Realisasi In Project					Data Realisasi Out Project			Selisih Alokasi Realisasi	Data Penjualan					Final Margin	Selisih Margin Alokasi Budget dengan Final Margin																																																																																																																																																																													
Id Project	Kode Project	Data Konsumen	Budget Project	Total Alokasi Budget	Margin Alokasi Budget	Total Cashin	Total Jasa Jual	Total Konsumen Jasa Jual Potongan	Total Vendor Jasa Potongan	Total Realisasi In	Total Cashout	Total Jasa Beli	Total Realisasi Out		Total Harga Jual	Total Harga Pokok dari Jual	Total Potongan Penjualan	Total Retur Penjualan	Total Retur Pokok Penjualan			Total Margin Jual																																																																																																																																																																												
18	PR200126/00002 PROYEK PELEDAKAN GUNUNG DISTY 2026-01-20 10:00:39 DISTY 2026/01/20 10:30:27	K060325/0001 INDRA JAYA 6285794874161 20/01/2026	54,000,000	39,400,000	14,600,000	0	0	0	0	0	0	0	0	0	22,000,005	20,000,000	0	0	0	2,000,005	2,000,005	-12,599,995(-630.00%)																																																																																																																																																																												
<p>Data di Dalam Budget</p> <table border="1"> <thead> <tr> <th>Nama Variable Project</th> <th>Nama Supplier</th> <th>Nama Vendor</th> <th>Tgl Jatuh Tempo</th> <th>Selisih (Hari)</th> <th>Qty</th> <th>Harga Alokasi</th> <th>Total Alokasi</th> <th>Saldo Awal (Rp)</th> <th>Debit (Rp)</th> <th>Credit (Rp)</th> <th>Sisa (Rp)</th> </tr> </thead> <tbody> <tr> <td>NIB OSS</td> <td>Supplier Default</td> <td>S210525/0001 INDRA WIJAYA</td> <td>2026-01-21</td> <td>0 Bulan 0 Hari</td> <td>1</td> <td>4,500,000</td> <td>4,500,000</td> <td>0</td> <td>4,000,000</td> <td>3,000,000</td> <td>1,000,000</td> </tr> <tr> <td colspan="12"> <table border="1"> <thead> <tr> <th colspan="10">Detail Informasi</th> <th>Debit</th> <th>Credit</th> <th>Saldo</th> <th>Selisih Alokasi</th> </tr> <tr> <th>Konsumen</th> <th>Barang</th> <th>Qty Jual</th> <th>Harga Modal</th> <th>Harga Jual</th> <th>Qty Retur</th> <th>Harga Pokok Retur</th> <th>Harga Retur</th> <th>Selisih</th> <th colspan="4"></th> </tr> </thead> <tbody> <tr> <td>UMUM</td> <td>NIB</td> <td>1</td> <td>3,000,000</td> <td>4,000,000</td> <td></td> <td>0</td> <td>0</td> <td>1,000,000</td> <td>4,000,000</td> <td>3,000,000</td> <td>1,000,000</td> <td>5,500,000</td> <td colspan="2"></td> </tr> <tr> <td colspan="5">Total Penjualan : 4,000,000</td> <td colspan="7">Total Penjualan - Retur : 4,000,000</td> <td colspan="4"></td> </tr> </tbody> </table> </td> </tr> <tr> <td>BADAN USAHA BERBADAN HUKUM PT</td> <td>Supplier Default</td> <td>S210525/0001 INDRA WIJAYA</td> <td>2026-01-20</td> <td>0 Bulan 1 Hari</td> <td>1</td> <td>18,000,000</td> <td>18,000,000</td> <td>1,000,000</td> <td>18,000,005</td> <td>17,000,000</td> <td>2,000,005</td> </tr> <tr> <td colspan="12"> <table border="1"> <thead> <tr> <th colspan="10">Detail Informasi</th> <th>Debit</th> <th>Credit</th> <th>Saldo</th> <th>Selisih Alokasi</th> </tr> <tr> <th>Konsumen</th> <th>Barang</th> <th>Qty Jual</th> <th>Harga Modal</th> <th>Harga Jual</th> <th>Qty Retur</th> <th>Harga Pokok Retur</th> <th>Harga Retur</th> <th>Selisih</th> <th colspan="4"></th> </tr> </thead> <tbody> <tr> <td>UMUM</td> <td>BADAN USAHA BERBADAN HUKUM PT</td> <td>1</td> <td>17,000,000</td> <td>18,000,005</td> <td></td> <td>0</td> <td>0</td> <td>1,000,005</td> <td>18,000,005</td> <td>17,000,000</td> <td>1,000,005</td> <td>19,000,005</td> <td colspan="2"></td> </tr> <tr> <td colspan="5">Total Penjualan : 18,000,005</td> <td colspan="7">Total Penjualan - Retur : 18,000,005</td> <td colspan="4"></td> </tr> </tbody> </table> </td> </tr> </tbody> </table>																			Nama Variable Project	Nama Supplier	Nama Vendor	Tgl Jatuh Tempo	Selisih (Hari)	Qty	Harga Alokasi	Total Alokasi	Saldo Awal (Rp)	Debit (Rp)	Credit (Rp)	Sisa (Rp)	NIB OSS	Supplier Default	S210525/0001 INDRA WIJAYA	2026-01-21	0 Bulan 0 Hari	1	4,500,000	4,500,000	0	4,000,000	3,000,000	1,000,000	<table border="1"> <thead> <tr> <th colspan="10">Detail Informasi</th> <th>Debit</th> <th>Credit</th> <th>Saldo</th> <th>Selisih Alokasi</th> </tr> <tr> <th>Konsumen</th> <th>Barang</th> <th>Qty Jual</th> <th>Harga Modal</th> <th>Harga Jual</th> <th>Qty Retur</th> <th>Harga Pokok Retur</th> <th>Harga Retur</th> <th>Selisih</th> <th colspan="4"></th> </tr> </thead> <tbody> <tr> <td>UMUM</td> <td>NIB</td> <td>1</td> <td>3,000,000</td> <td>4,000,000</td> <td></td> <td>0</td> <td>0</td> <td>1,000,000</td> <td>4,000,000</td> <td>3,000,000</td> <td>1,000,000</td> <td>5,500,000</td> <td colspan="2"></td> </tr> <tr> <td colspan="5">Total Penjualan : 4,000,000</td> <td colspan="7">Total Penjualan - Retur : 4,000,000</td> <td colspan="4"></td> </tr> </tbody> </table>												Detail Informasi										Debit	Credit	Saldo	Selisih Alokasi	Konsumen	Barang	Qty Jual	Harga Modal	Harga Jual	Qty Retur	Harga Pokok Retur	Harga Retur	Selisih					UMUM	NIB	1	3,000,000	4,000,000		0	0	1,000,000	4,000,000	3,000,000	1,000,000	5,500,000			Total Penjualan : 4,000,000					Total Penjualan - Retur : 4,000,000											BADAN USAHA BERBADAN HUKUM PT	Supplier Default	S210525/0001 INDRA WIJAYA	2026-01-20	0 Bulan 1 Hari	1	18,000,000	18,000,000	1,000,000	18,000,005	17,000,000	2,000,005	<table border="1"> <thead> <tr> <th colspan="10">Detail Informasi</th> <th>Debit</th> <th>Credit</th> <th>Saldo</th> <th>Selisih Alokasi</th> </tr> <tr> <th>Konsumen</th> <th>Barang</th> <th>Qty Jual</th> <th>Harga Modal</th> <th>Harga Jual</th> <th>Qty Retur</th> <th>Harga Pokok Retur</th> <th>Harga Retur</th> <th>Selisih</th> <th colspan="4"></th> </tr> </thead> <tbody> <tr> <td>UMUM</td> <td>BADAN USAHA BERBADAN HUKUM PT</td> <td>1</td> <td>17,000,000</td> <td>18,000,005</td> <td></td> <td>0</td> <td>0</td> <td>1,000,005</td> <td>18,000,005</td> <td>17,000,000</td> <td>1,000,005</td> <td>19,000,005</td> <td colspan="2"></td> </tr> <tr> <td colspan="5">Total Penjualan : 18,000,005</td> <td colspan="7">Total Penjualan - Retur : 18,000,005</td> <td colspan="4"></td> </tr> </tbody> </table>												Detail Informasi										Debit	Credit	Saldo	Selisih Alokasi	Konsumen	Barang	Qty Jual	Harga Modal	Harga Jual	Qty Retur	Harga Pokok Retur	Harga Retur	Selisih					UMUM	BADAN USAHA BERBADAN HUKUM PT	1	17,000,000	18,000,005		0	0	1,000,005	18,000,005	17,000,000	1,000,005	19,000,005			Total Penjualan : 18,000,005					Total Penjualan - Retur : 18,000,005										
Nama Variable Project	Nama Supplier	Nama Vendor	Tgl Jatuh Tempo	Selisih (Hari)	Qty	Harga Alokasi	Total Alokasi	Saldo Awal (Rp)	Debit (Rp)	Credit (Rp)	Sisa (Rp)																																																																																																																																																																																							
NIB OSS	Supplier Default	S210525/0001 INDRA WIJAYA	2026-01-21	0 Bulan 0 Hari	1	4,500,000	4,500,000	0	4,000,000	3,000,000	1,000,000																																																																																																																																																																																							
<table border="1"> <thead> <tr> <th colspan="10">Detail Informasi</th> <th>Debit</th> <th>Credit</th> <th>Saldo</th> <th>Selisih Alokasi</th> </tr> <tr> <th>Konsumen</th> <th>Barang</th> <th>Qty Jual</th> <th>Harga Modal</th> <th>Harga Jual</th> <th>Qty Retur</th> <th>Harga Pokok Retur</th> <th>Harga Retur</th> <th>Selisih</th> <th colspan="4"></th> </tr> </thead> <tbody> <tr> <td>UMUM</td> <td>NIB</td> <td>1</td> <td>3,000,000</td> <td>4,000,000</td> <td></td> <td>0</td> <td>0</td> <td>1,000,000</td> <td>4,000,000</td> <td>3,000,000</td> <td>1,000,000</td> <td>5,500,000</td> <td colspan="2"></td> </tr> <tr> <td colspan="5">Total Penjualan : 4,000,000</td> <td colspan="7">Total Penjualan - Retur : 4,000,000</td> <td colspan="4"></td> </tr> </tbody> </table>												Detail Informasi										Debit	Credit	Saldo	Selisih Alokasi	Konsumen	Barang	Qty Jual	Harga Modal	Harga Jual	Qty Retur	Harga Pokok Retur	Harga Retur	Selisih					UMUM	NIB	1	3,000,000	4,000,000		0	0	1,000,000	4,000,000	3,000,000	1,000,000	5,500,000			Total Penjualan : 4,000,000					Total Penjualan - Retur : 4,000,000																																																																																																																																							
Detail Informasi										Debit	Credit	Saldo	Selisih Alokasi																																																																																																																																																																																					
Konsumen	Barang	Qty Jual	Harga Modal	Harga Jual	Qty Retur	Harga Pokok Retur	Harga Retur	Selisih																																																																																																																																																																																										
UMUM	NIB	1	3,000,000	4,000,000		0	0	1,000,000	4,000,000	3,000,000	1,000,000	5,500,000																																																																																																																																																																																						
Total Penjualan : 4,000,000					Total Penjualan - Retur : 4,000,000																																																																																																																																																																																													
BADAN USAHA BERBADAN HUKUM PT	Supplier Default	S210525/0001 INDRA WIJAYA	2026-01-20	0 Bulan 1 Hari	1	18,000,000	18,000,000	1,000,000	18,000,005	17,000,000	2,000,005																																																																																																																																																																																							
<table border="1"> <thead> <tr> <th colspan="10">Detail Informasi</th> <th>Debit</th> <th>Credit</th> <th>Saldo</th> <th>Selisih Alokasi</th> </tr> <tr> <th>Konsumen</th> <th>Barang</th> <th>Qty Jual</th> <th>Harga Modal</th> <th>Harga Jual</th> <th>Qty Retur</th> <th>Harga Pokok Retur</th> <th>Harga Retur</th> <th>Selisih</th> <th colspan="4"></th> </tr> </thead> <tbody> <tr> <td>UMUM</td> <td>BADAN USAHA BERBADAN HUKUM PT</td> <td>1</td> <td>17,000,000</td> <td>18,000,005</td> <td></td> <td>0</td> <td>0</td> <td>1,000,005</td> <td>18,000,005</td> <td>17,000,000</td> <td>1,000,005</td> <td>19,000,005</td> <td colspan="2"></td> </tr> <tr> <td colspan="5">Total Penjualan : 18,000,005</td> <td colspan="7">Total Penjualan - Retur : 18,000,005</td> <td colspan="4"></td> </tr> </tbody> </table>												Detail Informasi										Debit	Credit	Saldo	Selisih Alokasi	Konsumen	Barang	Qty Jual	Harga Modal	Harga Jual	Qty Retur	Harga Pokok Retur	Harga Retur	Selisih					UMUM	BADAN USAHA BERBADAN HUKUM PT	1	17,000,000	18,000,005		0	0	1,000,005	18,000,005	17,000,000	1,000,005	19,000,005			Total Penjualan : 18,000,005					Total Penjualan - Retur : 18,000,005																																																																																																																																							
Detail Informasi										Debit	Credit	Saldo	Selisih Alokasi																																																																																																																																																																																					
Konsumen	Barang	Qty Jual	Harga Modal	Harga Jual	Qty Retur	Harga Pokok Retur	Harga Retur	Selisih																																																																																																																																																																																										
UMUM	BADAN USAHA BERBADAN HUKUM PT	1	17,000,000	18,000,005		0	0	1,000,005	18,000,005	17,000,000	1,000,005	19,000,005																																																																																																																																																																																						
Total Penjualan : 18,000,005					Total Penjualan - Retur : 18,000,005																																																																																																																																																																																													

DEFINISI SEDERHANA WBS (WORK BREAKDOWN STRUCTURE)?

WBS is how a project becomes manageable.

- WBS menjawab pertanyaan:
 - “Proyek ini terdiri dari apa saja?”
- Bukan:
 - kapan dikerjakan
 - siapa mengerjakannya
- Tapi:
 - apa saja komponennya

Contoh paling gampang (analogi)

Proyek: Bangun Rumah

Tanpa WBS:

- Bangun rumah
- Kerja jalan
- Biaya tiba-tiba membengkak

Dengan WBS:

1. Persiapan
 - 1.1 Gambar & izin
 - 1.2 Pembersihan lahan
2. Struktur
 - 2.1 Pondasi
 - 2.2 Kolom & balok
 - 2.3 Atap
3. Arsitektur
 - 3.1 Dinding
 - 3.2 Lantai
 - 3.3 Pintu & jendela
4. Finishing
 - 4.1 Cat
 - 4.2 Sanitasi
 - 4.3 Listrik

Kenapa WBS itu penting?

Tanpa WBS:

- Budget tidak jelas
- Progres subjektif
- Biaya bocor
- Sulit tahu proyek sudah “sejauh apa”

Dengan WBS:

- Budget per bagian
- Progres per bagian
- Biaya nempel ke bagian yang jelas
- Mudah deteksi keterlambatan & pembengkakan



APA YANG SUDAH TERMASUK (STANDARD MYPROJECT) (INCLUDED IN STANDARD PACKAGE)

Project Foundation

- Project Master
- Project ID, nama, tipe
- Customer / internal owner
- Start-end date
- Status proyek

Project Structure

- Sub-project
- Phase & milestone
- Cost center
- WBS (basic)

Budget & Cost Control

- Project budget (material, jasa, overhead)
- Budget per phase / milestone
- Baseline & approval
- Budget revision history
- Actual cost vs budget (real-time)

Execution Integration

- Procurement berbasis proyek (PR/PO)
- Biaya jasa & subcontract
- Material issue & return ke proyek
- Inventory usage ke proyek
- Logistics cost ke proyek (jika ada)

Progress & Monitoring

- Progress per milestone
- Progress % vs waktu
- Progress % vs biaya
- Delay & overrun detection (basic)

Governance & Control

- Approval budget proyek
- Approval biaya & perubahan
- Audit trail keputusan
- Change request (basic)

Finance Integration (MYFICO)

- Project costing
- WIP (basic)
- Margin proyek (jika applicable)
- Early warning kerugian proyek
- Project financial reporting

Project Closing

- Project closing
- Final cost vs budget
- Arsip & evaluasi proyek

Cocok Untuk :

Project-based company, IT project, interior, event, construction ringan.

APA YANG MENJADI ADD-ON (OPTIONAL / ADVANCED) (UNTUK KEBUTUHAN KOMPLEKS & ENTERPRISE)

Advanced Planning & Control

- Advanced WBS & multi-level breakdown
- Earned Value Management (EVM)
- Resource scheduling lanjutan
- Capacity & workload planning

Commercial & Contract

- Contract lifecycle management
- Progress billing & invoicing
- Retention & penalty management
- Revenue recognition lanjutan

Portfolio & Multi-Project

- Project portfolio dashboard
- Cross-project resource optimization
- Multi-company / multi-entity project
- Consolidated project reporting

Advanced Analytics

- Advanced project profitability analysis
- Forecast completion cost
- Scenario & what-if analysis
- Executive project BI dashboard

Included

- Project master & structure
- Budget & baseline
- Cost & material control
- Progress vs cost
- Approval & audit trail
- MYFICO integration

Add-On

- Advanced WBS & EVM
- Contract & billing
- Portfolio management
- Advanced analytics


Posisi MYPROJECT :

- MYPROJECT → kontrol proyek
- MYPROCUREMENT → kontrol pembelian proyek
- MYWMS → kontrol material proyek
- MYLOGISTICS → kontrol pengiriman proyek
- MYFICO → kontrol nilai & profit proyek

The standard MYPROJECT package covers core project control and financial integration. Advanced project methodologies, portfolio management, and commercial complexity are available as add-ons to maintain system stability.

NEXT STEP : UNDERSTAND → ACTIVATE → PROTECT → GROW

1




**Understand Your
Business Reality
(Discovery & Mapping)**

2




**Activate Core ERP &
FICO
(System Activation)**

3



**Turn On Early Warning &
Controls
(Value Protection Mode)**

4



**Optimize, Scale, and
Grow
(Continuous Value
Growth)**



[Home](#)

[Scope](#)

[Feature](#)

[Contact](#)



We open for discussion

START SMALL. SEE VALUE EARLY. SCALE WITH CONFIDENCE.

SAVE YOUR DAY TODAY WITH NDEVE

Hubungi kami:

Rhaisya - 0896 2600 5000