











1496





Dominican Republic
**AN INDUSTRIAL
AND LOGISTICS HUB
IN THE CARIBBEAN**

Dominican Republic in Figures...

Area
48,442 Km²

GDP (2024)
US \$ 124.6 B

GDP per capita (2024)
US\$11,541

Population (2024)*
10.8 M

Labor Force (2024)*
5.3M

Life Expectancy (2024)*
73.9 years

Total Exports (2024)*
US\$ 12,914.0 M

National
US\$ 3,990.7 M

Free Zones
US\$ 8,602.7 M

Total Imports (2024)*
US\$ 30,216.6 M

National
US\$ 25,032.7 M

Free Zones
US\$ 5,085.7 M



Source: Central Bank of the Dominican Republic, General Customs Directorate, National Statistics Office and Pan American Health Organization.

*Preliminary figures subject to revision.

An aerial photograph of a coastal city, likely Santo Domingo, Dominican Republic. The image is overlaid with a dark blue semi-transparent filter. In the center, a tall, slender monument stands prominently. To its left is a large, modern building with a curved roof. The foreground shows a road with several vehicles, including white vans and trucks, and a curved concrete barrier. The background is filled with dense urban development and lush green trees. The overall scene conveys a sense of a vibrant, modern city with a rich cultural heritage.

*Why is the Dominican Republic
an Opportunity?*

Projected Growth

Latin America, 2025

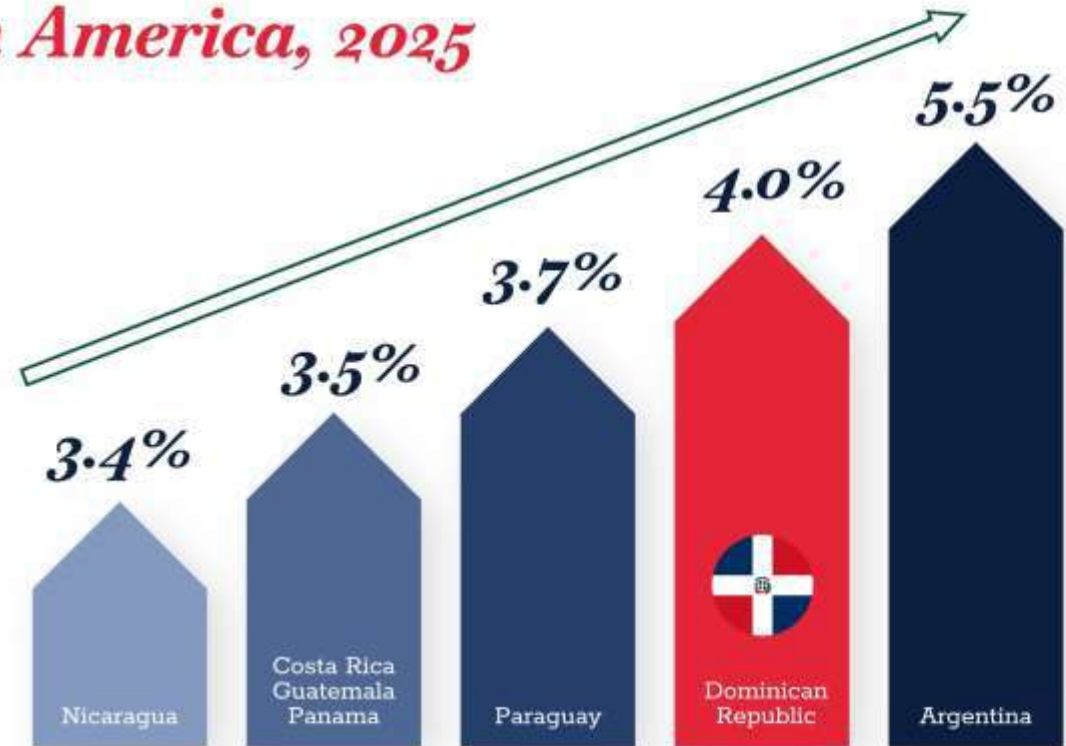
Central America Leader



DR ranks 2nd in projected GDP growth in Latin America and 1st in Central America.



With forecasts of 4% in 2025 and 4.3% in 2026–27, driven by reforms to attract foreign investment (WBG, 2025).



Other Countries:

Peru 2.9%, Honduras 2.8%, Colombia 2.5%,
Brazil 2.4%, Uruguay 2.3%, El Salvador 2.2%,
Chile 2.1%, Ecuador 1.9%.

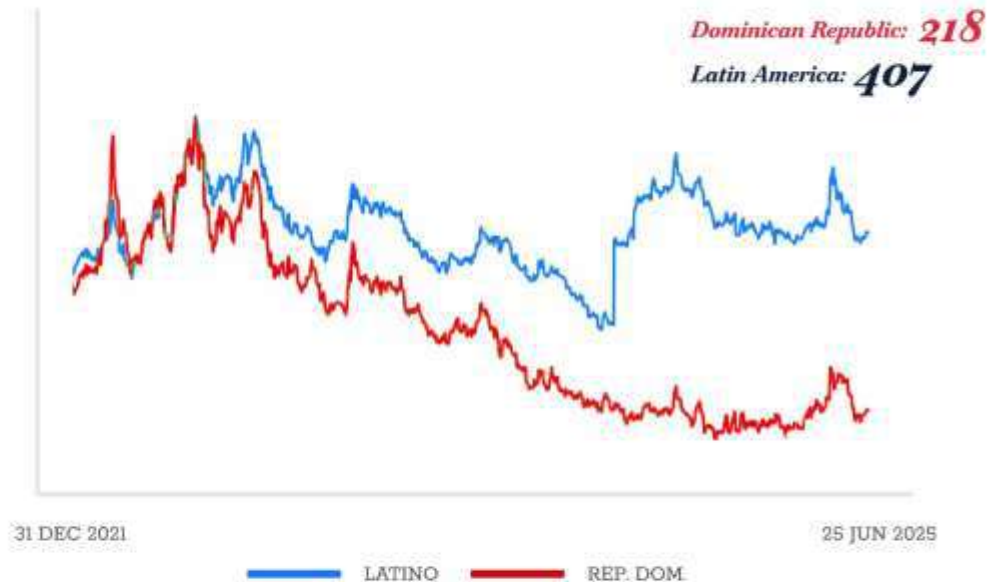


Dominican Republic

Country Risk below the Regional Average

Riesgo País (Spread)

31 de diciembre de 2021 – 25 de junio de 2025



FitchRatings

The Dominican Republic is the only country in the Central American region with a **positive outlook** on its credit rating (2024).

J.P.Morgan


Dominican Republic's country **risk is 218 basis points**, lower than Colombia (350), Mexico (293), and Panama (257) as of June 2025.

S&P Global

Confirms the Dominican Republic's 'BB/B' rating with a **stable outlook** (as of December 2024).

Foreign Direct Investment

Dominican Republic



FDI 2023 US\$ 4.4 Billion

FDI 2024 US\$ 4.5 Billion

 **3.0%**

FDI in 2024 Higher than 2023

Dominican Republic

Regional Leader in Connectivity

Air-Freight Speed

Delivers air cargo in **less than 48 hours**.

Air Connectivity

DR ranks 2nd in Latin America in the International Connectivity Index for air transport.



Standard Transits



8 International Airports



182 Flights



+172 International Destinations

THE DOMINICAN REPUBLIC

Ranks 6th in LAC and 42nd worldwide, with strong port links and access to global trade routes.



LAC Position

6/41 — UNCTAD LSCI (Q2 2025)
6th most connected in Latin America
& Caribbean

Worldwide Position

2/179 — UNCTAD LSCI (Q2 2025)
Among top 25% globally in maritime
connectivity

Worldwide Position

88/139 — World Bank LPI (2023)
Strong logistics performance
worldwide



Distance Between the Main Ports and Airports

Optimally Connected for Efficient Logistics and Trade

| <i>Port</i> | <i>Airport</i> | <i>Distance (KM)</i> | <i>Time</i> |
|------------------|--------------------|----------------------|-------------|
| Caucedo DP World | Las Américas Intl. | 10.2 | 17 min |
| Caucedo DP World | Punta Cana Intl. | 162.8 | 1h 53 min |
| Caucedo DP World | La Isabela Intl. | 50.6 | 1h 5 min |
| HIT Río Haina | Punta Cana Intl. | 206 | 2h 53 min |
| HIT Río Haina | La Isabela Intl. | 23.5 | 31 min |
| HIT Río Haina | Las Américas Intl. | 42.2 | 48 min |
| HIT Río Haina | Cibao Intl. | 92.9 | 1h 27 min |



Free Zones Regime:

A competitive hub for nearshore manufacturing





DR Free Zones Regime

Law 8-90 for the Promotion of Free Zones
grants beneficiaries a **100%** exemption from:

Income taxes

Transfer taxes on industrialized
goods and services

Import duties on machinery and
raw materials

Export or re-export taxes

Patent, asset, or estate taxes

Municipal, consular, and other
local taxes

Other Non-Tax Incentives

Sectorized minimum wage

Specialized training (INFOTEP-FZ) committees
in major industrial parks

Simplified customs with a dedicated
free zone office

Park operators offering services and business
solutions for FZ companies



DR Exports to 143 Countries

Over 1,800 Products Worldwide



1st

WORLD'S LEADING EXPORTER
OF HANDMADE CIGARS.



2nd

LATIN AMERICAN EXPORTER OF
ALUMINUM PROFILES TO THE U.S.



1st

TOP JEWELRY EXPORTER IN
LATIN AMERICA.



3rd

LATIN AMERICAN EXPORTER OF
MEDICAL DEVICES TO THE U.S.



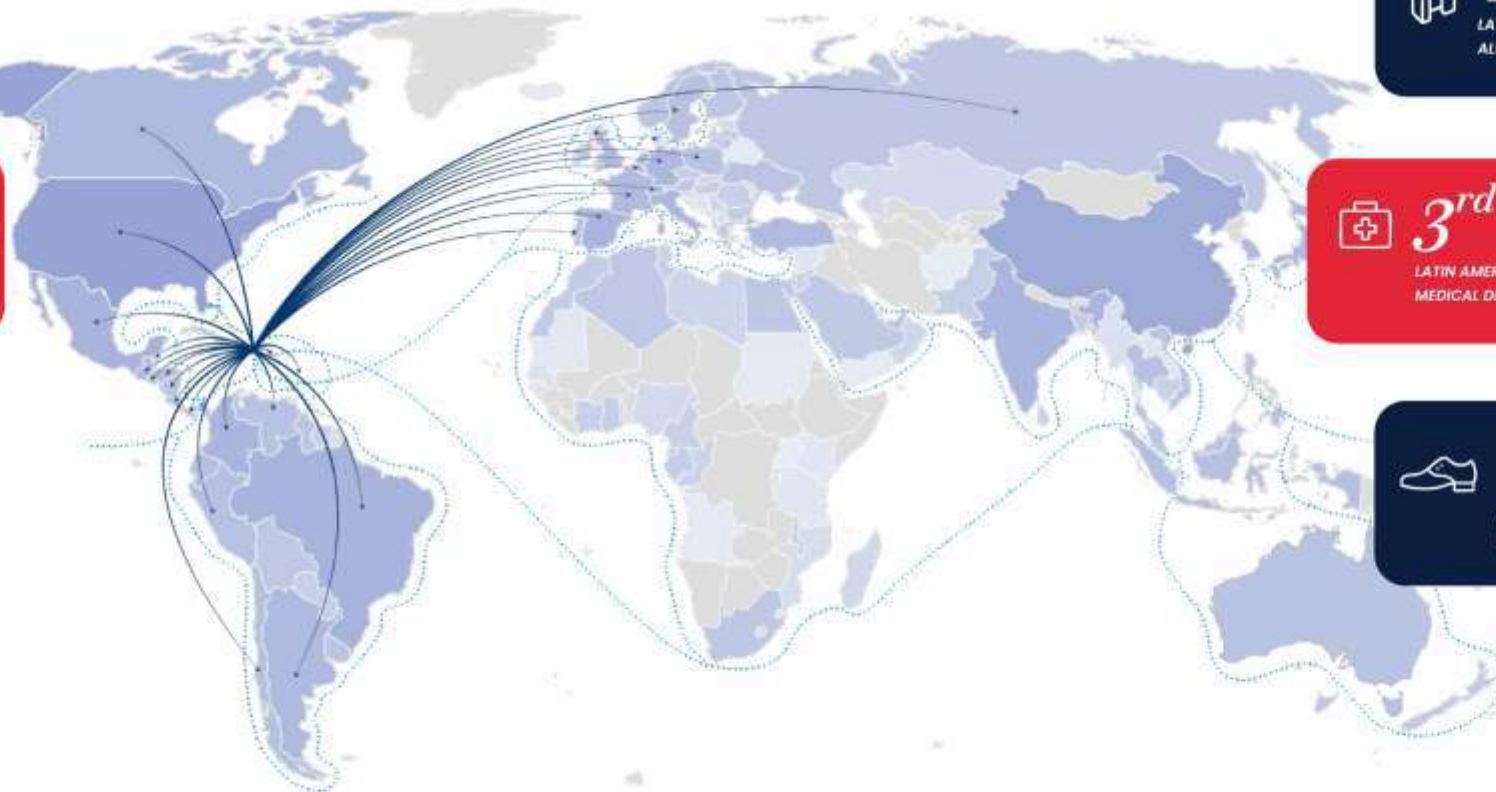
2nd

LARGEST SUPPLIER OF ELECTRICAL
SWITCHES TO THE U.S.



4th

FOOTWEAR IN LATAM, #1
RUBBER/PLASTIC SOLES.



DR Free Zones Regime:

Key indicators - 2024



198,552 direct jobs generated by the Free Zones sector.



843 companies operating across **28** of the country's **32** provinces.



94 industrial parks driving export-oriented manufacturing.





US\$ 7.7B in investment from the US, UK, Canada, Germany, Switzerland, Brazil, China, and South Korea.



67% of national exports (US\$ 8.6B) shipped to over 147 countries.

Source: National Free Zones Council (CNZFE) and General Directorate of Customs (DGA) of the Dominican Republic.







Over 36 years, simplifying your logistics.





Why Choose Harry Heinsen & Co.

As your strategic logistics partner, we offer end-to-end cargo movement without the need for intermediaries, ensuring full control and efficiency throughout the process. Our flexible and competitive pricing models are designed to adapt to your specific needs, delivering value at every stage of the supply chain.



Technology-Driven Transparency

Transparent operations enabled by advanced technologies



Worldwide Logistics Network

Global reach with warehouses and alliances in 190+ countries



Tailored Cargo Solutions

Personalized cargo coordination regardless of size, origin, or destination





Trucking

Domestic and regional transportation tailored to your delivery needs



Global Freight Management

End-to-end coordination of global shipments



Customs Brokerage

Expert handling of import/export documentation and compliance



Bonded Storage

Secure storage with inventory control and bonded options



Air and Sea Consolidations

Cost-effective LCL solutions via key global hubs



Cargo Insurance

Full coverage for your cargo across all transport modes



ISO Tanks

We partner with global suppliers for bulk liquid and gas transport



Reefer Cargo

Global Logistics Solution

Tailored logistics solutions connecting global trade with efficiency, reliability, and end-to-end service across every mode of transportation.

Our Locations

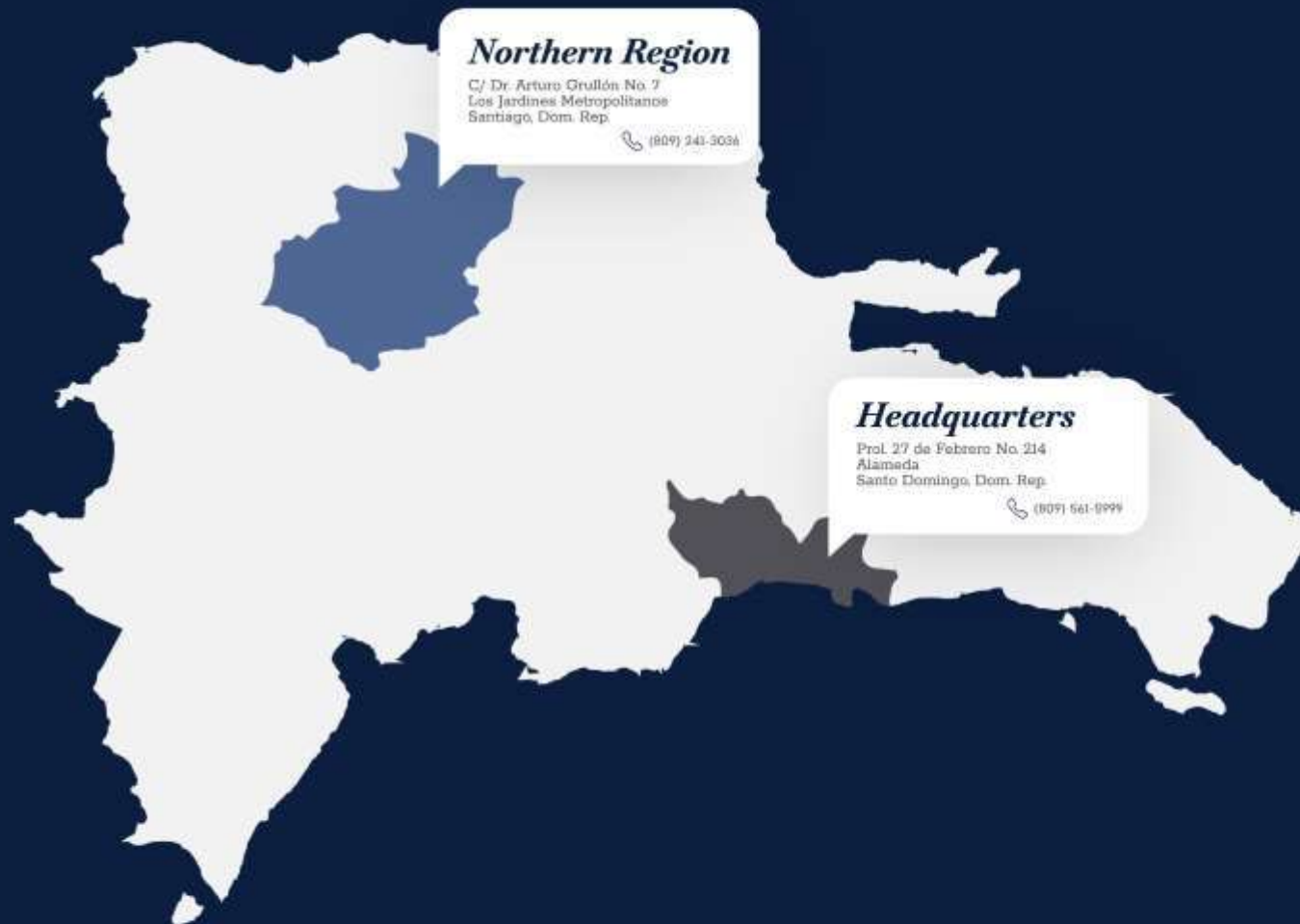
Contact



info@harryheinsen.com



www.harryheinsen.com



Thank You

For your
attention

Get in touch with us!

 809 561 5999

 Prol. 27 de Febrero No. 214

 info@harryheinsen.com

 www.harryheinsen.com

