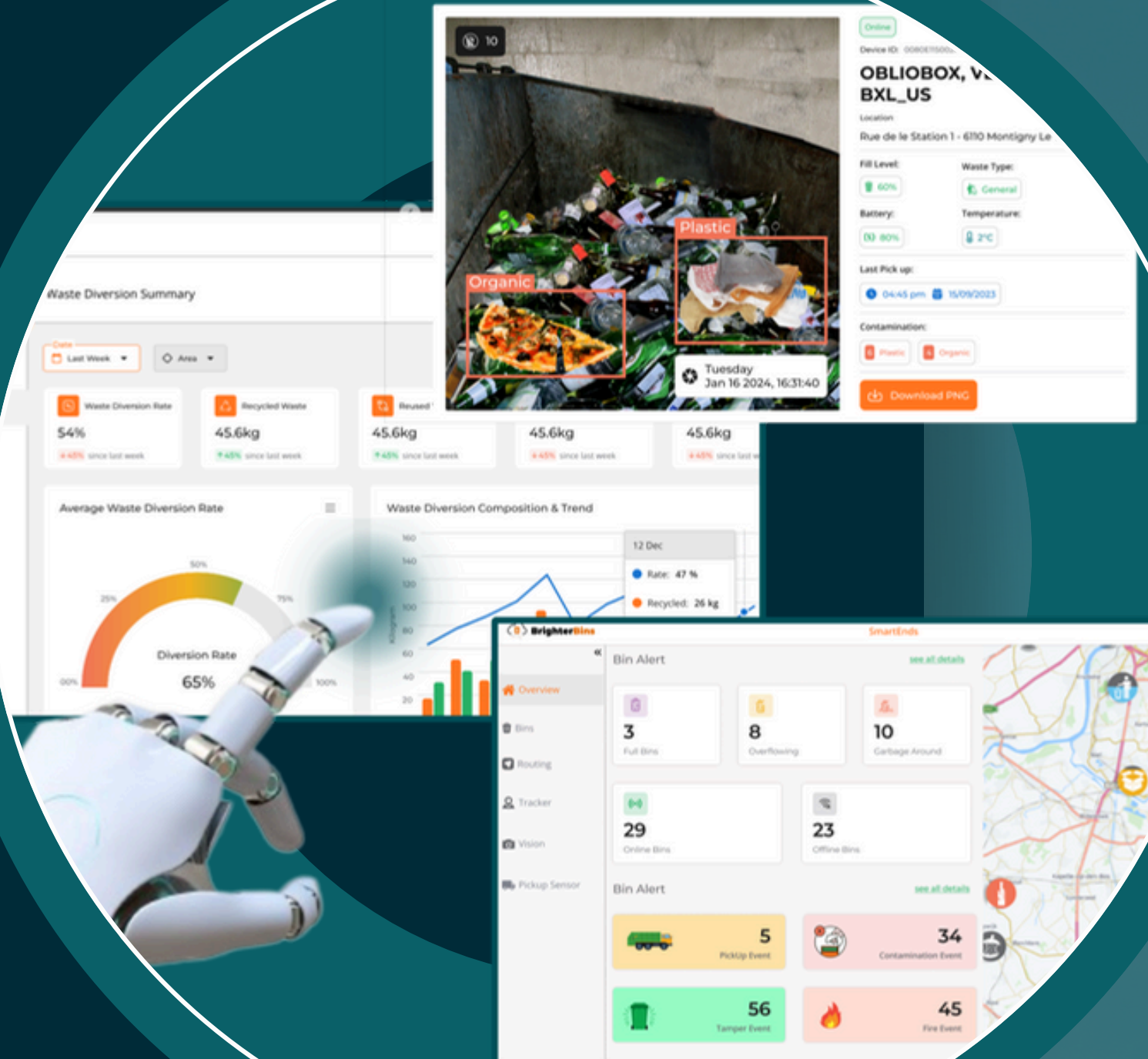




Transforming Waste Management with AI-Driven SaaS Solutions



noman@smartends.com

CASE STUDIES

OIL MONITORING



WASTE MANAGEMENT



FILL LEVEL



CONTAMINATION CONTROL



BrighterBins

VISNLINE

CASE STUDY: QUATRA USES BRIGHTERBINS



Project Scope:

- 5,000+ sensors installed on used cooking oil and fresh oil tanks
- Tracks used oil for collection & fresh oil for refill
- Open API integration with Quatra's planning system
- Fits 90% of container types

Initial Challenges:

- Fixed routes caused early/late pickups
- High fuel use & CO₂ emissions
- No real-time visibility → poor planning
- Increased costs due to unnecessary trips

Key Areas of Savings:

- Reduced fleet size
- Fewer trips = lower fuel & maintenance costs
- Real-time alerts enable smart scheduling
- Boosted efficiency across operations



QUATRA – ROI AND IMPACT



RESULTS

- 30% Operational Cost Savings through smarter route planning.
- Reduced Fleet Size: For e.g. 200 trucks fleet cut down to 160.
- Boosted Efficiency: Better data intelligence, optimized workforce, and higher ROI.
- Lower Capital Lock-in: Fewer unnecessary trips and improved resource allocation.





CASE STUDY

WOLVERHAMPTON CITY COUNCIL

Project Scope:

- 700 smart sensors deployed across public bins
- Real-time monitoring of fill levels and bin status
- Integration with existing waste management systems via RESTful API & Webhooks

Initial Challenges:

- Frequent overflows in busy areas
- Inefficient fixed routes causing unnecessary stops
- High fuel use and CO₂ emissions
- Increased costs from redundant collections

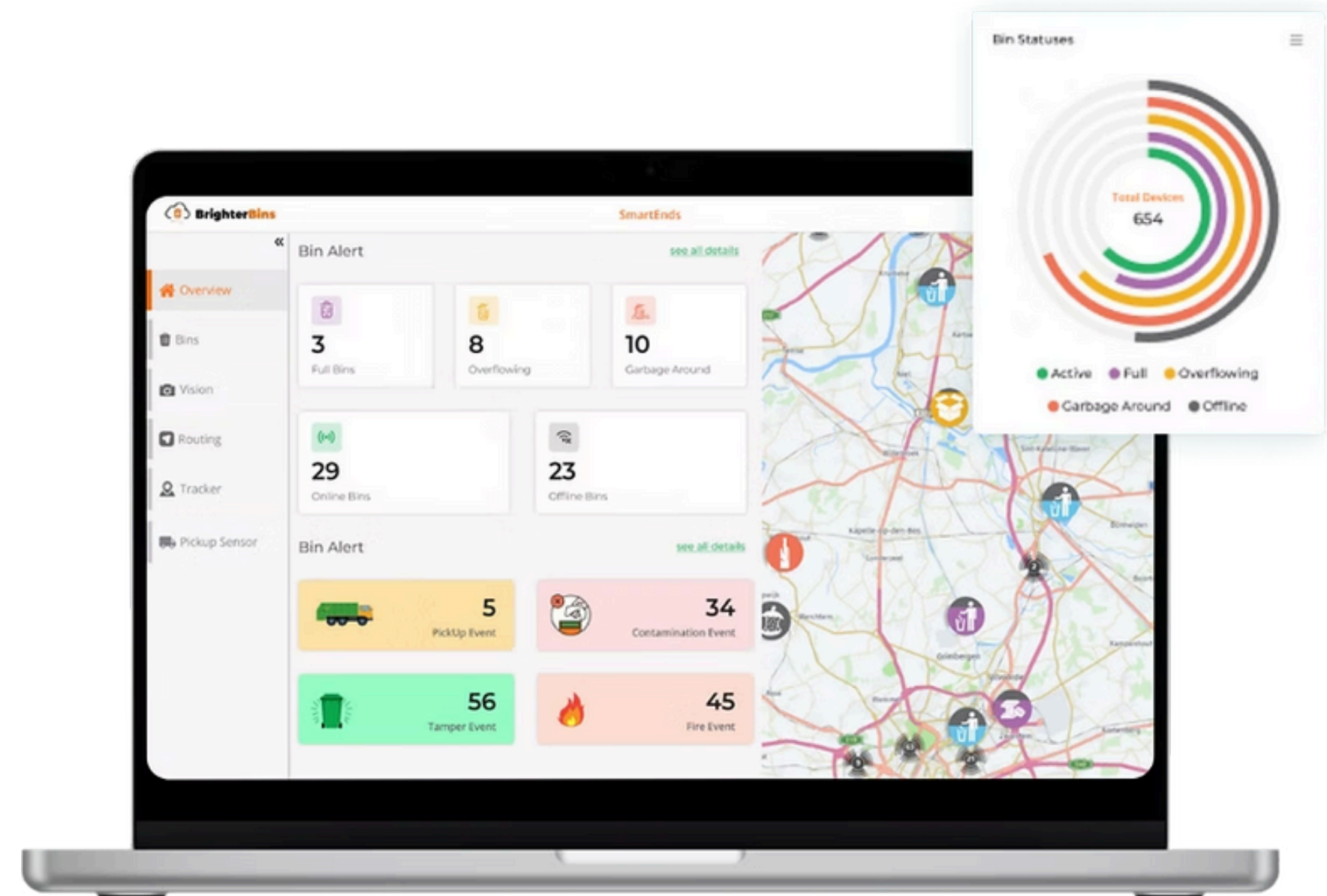


ROI – WOLVERHAMPTON CITY COUNCIL



Impact of BrighterBins Deployment

- **35%** reduction in waste collection costs
- **50%** decrease in overflowing bin complaints
- Significant reduction in CO₂ emissions through optimized routing
- Enhanced public satisfaction with cleaner streets and efficient waste management





CASE STUDY: PAPREC, FRANCE – FILL LEVEL MONITORING

Project Scope:

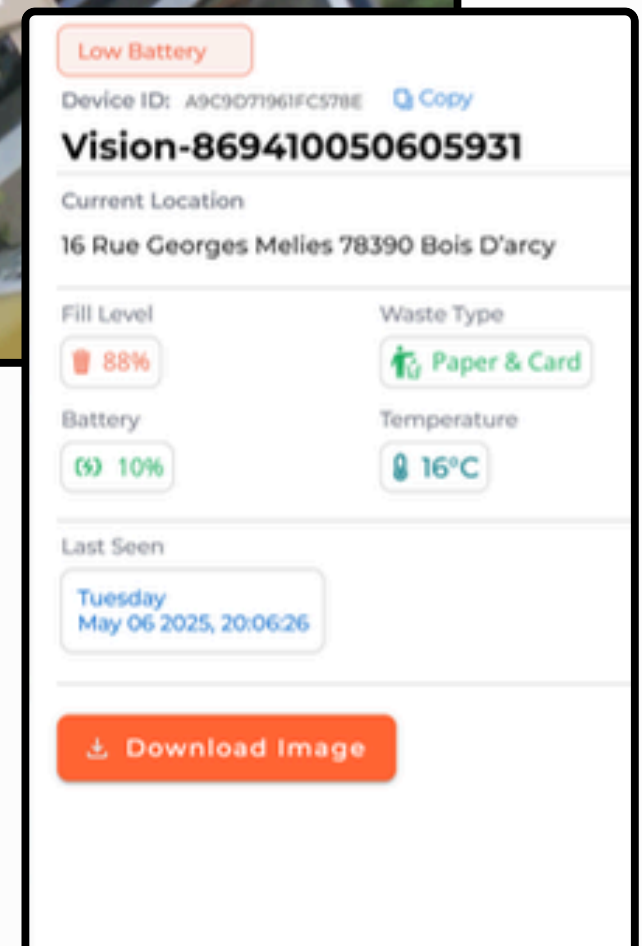

- Improve collection efficiency and recycling quality at a 30ft yard handling paper and cardboard waste.

Initial Challenges:

- Frequent pickups of half-full containers
- High contamination in cardboard loads
- Lack of real-time visibility

Key Areas of Savings:

- Reduced transport and labor costs
- Better material quality
- Higher payouts from recycling partners

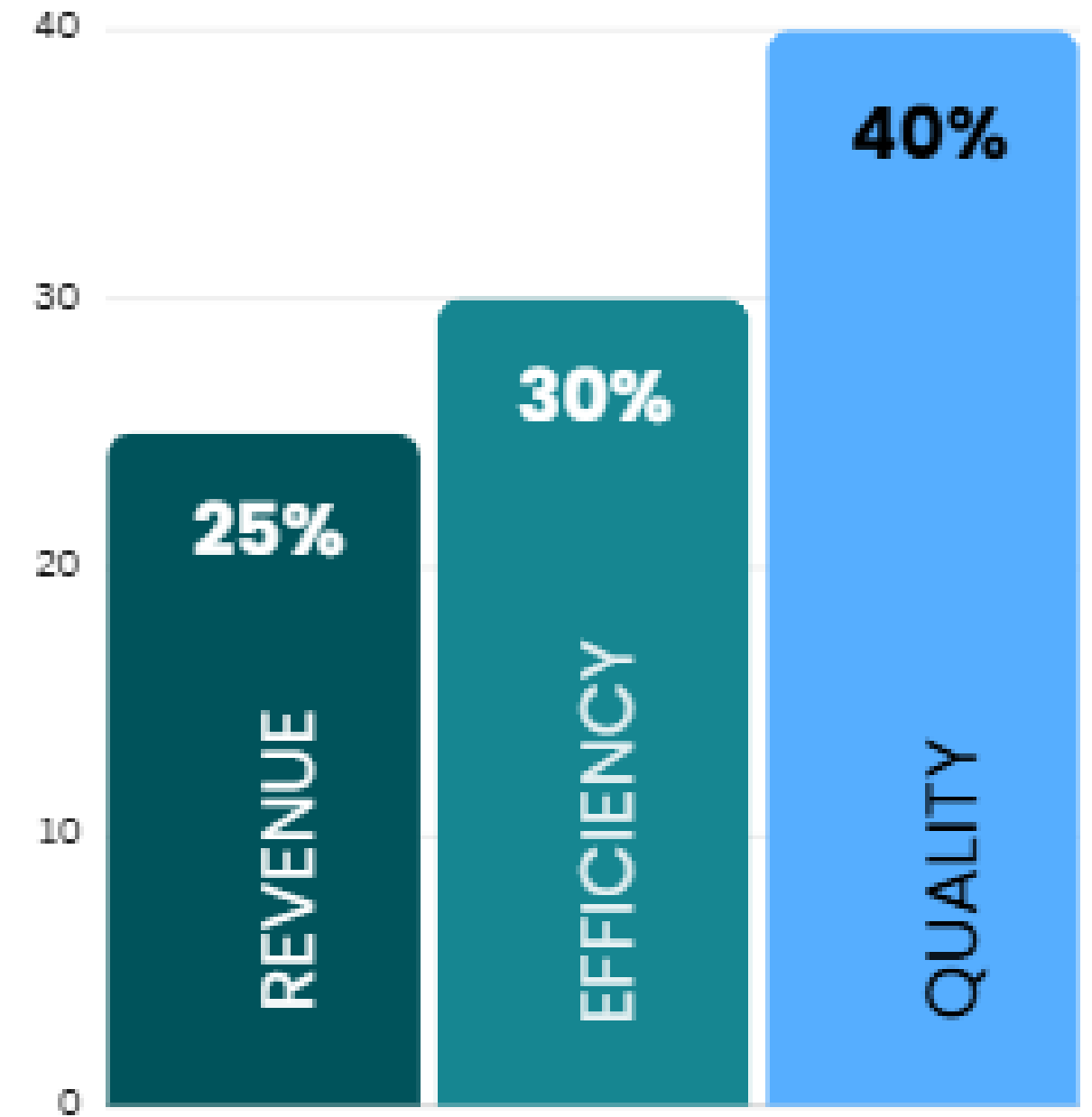


CONCLUSION – ROI OVER 24 MONTHS



RESULTS

- **30%** fewer unnecessary pickups
- **40%** reduction in contamination issues
- **25%** increase in recycling revenue

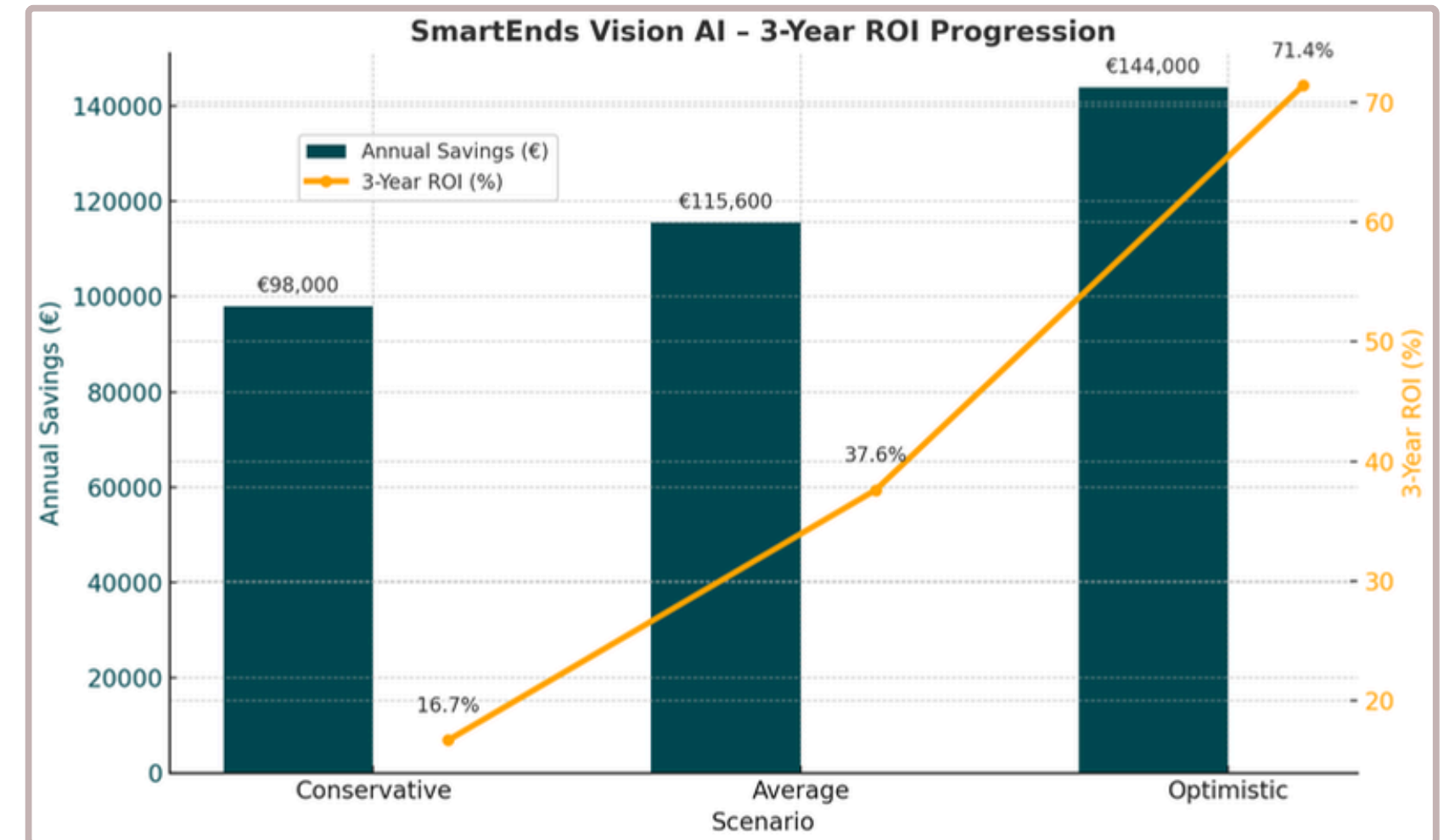


CONCLUSION - ROI OVER 3 YEARS FOR UK CONNECT



RESULTS

- Based on our three-scenario analysis for a 3-year contract on 250 containers:
- In a Conservative Scenario, you achieve annual savings of €98,000, with a 3-year ROI of approximately 16.7%.
- In an Average Scenario, the annual savings improve to €115,600, leading to a 3-year ROI of roughly 37.6%.
- In an Optimistic Scenario, with the highest performance assumptions, annual savings could reach €144,000, resulting in a 3-year ROI of about 71.4%.



CONTACT US



+32 487 59 51 22



noman@smartends.com



Vlasgaardstraat 52, 9000, Gent,
Belgium.

