

ECMT Digital System — Тренинг

Day 2 · Trip management, support, assistance and FAQ



Creating and managing trips — steps

- Start: departure (date, country/location, weight, odometer, numbers)
- Transit points and partial unloading (steps)
- Changes en route: change of vehicle/trailer, notes, files
- Finish: mandatory arrival update and restriction control

Licence Annual AG00005 - Available 01/01/2025-31/12/2025

INFO LOGBOOK HISTORY

[+ New trip](#)

21 - TRIP FINISHED

A) DEPARTURE [↕](#)

Departure date	<input type="text" value="01/09/2025"/>	Place of loading	<input type="text" value="erevan"/>	Country of loading	<input type="text" value="ARM"/>	Gross Weight (in tonnes)	<input type="text" value="0.0"/>
Number of km at departure	<input type="text" value="207500"/>	Truck Reg Nr	<input type="text" value="AAA555"/> <input type="text" value="AG"/>	Trailer Reg Nr	<input type="text"/>	Empty	

B) ARRIVAL [↕](#)

Arrival Date	<input type="text" value="01/09/2025"/>	Place of unloading	<input type="text" value="test"/>	Country of unloading	<input type="text" value="ARM"/>	Gross Weight (in tonnes)	<input type="text" value="0.0"/>
Number of km at arrival	<input type="text" value="207600"/>	Truck Reg Nr	<input type="text" value="AAA555"/> <input type="text" value="AG"/>	Trailer Reg Nr	<input type="text"/>		
Driver	<input type="text"/>						

New Trip: roles

- Licence + driver (login — e-mail)
- Driver rights: view only or with editing rights
- A driver with editing rights updates flight data en route

New trip

Licence * 00024 Driver

A) DEPARTURE

Departure date * 28/08/2025 Place of loading * Country of loading * Gross Weight (in tonnes) *

Number of km at departure * Truck Reg Nr * Trailer Reg Nr

Is Assembled Goods * Yes No

B) ARRIVAL

Arrival Date Place of unloading * Country of unloading * Gross Weight (in tonnes) *

Number of km at arrival Truck Reg Nr Trailer Reg Nr

Next Close

Departure: data entry

- Date of departure, country and place of loading (select country code)
- Gross weight (tonnes, up to 3 decimal places)
- Odometer at start, vehicle/trailer registration numbers (optional)
- Consolidated cargo (yes/no)

New trip

Licence * 00025 Driver

A) DEPARTURE

Departure date * 28/08/2025 Place of loading * Test Country of loading * AG Gross Weight (in tonnes) * 15.050


Number of km at departure * 16000 Truck Reg Nr * HET 888 AG Trailer Reg Nr





Is Assembled Goods * Yes No

B) ARRIVAL

Arrival: planing and update

- Planned: country/city of unloading, unloading weight, expected odometer reading
- Before completing the trip, it is mandatory to update the actual arrival data
- Mandatory fields are marked with a red asterisk

B) ARRIVAL 

Arrival Date	<input type="text" value="28/08/2025"/>		Place of unloading *	<input type="text" value="Test2"/>	Country of unloading *	<input type="text" value="BIH"/>		Gross Weight (in tonnes) *	<input type="text" value="15.050"/>
Number of km at arrival	<input type="text" value="17100"/>		Truck Reg Nr	<input type="text" value="HET 888"/>		Trailer Reg Nr	<input type="text"/>		

Stages of the journey: transit and partial unloading



- Adding transit points and steps with mileage
- Partial unloading: recording in steps (step type determined by the system)
- Step history available in the trip card

Add transit point

Step 1: Transit point

Date * 28/08/2025 Place * Test3 Country * H

Number of km 16500 Truck Reg Nr HET 888 Trailer Reg Nr

Finish Close

Trip steps in logbook

Step 3:

Date * 28/08/2025 Place * test5 Country * NL

Weight Sign * - Weight (in tonnes) * 2

Number of km 17000 Truck Reg Nr HET 888 Trailer Reg Nr

Next Close

Licence , Trip Nr 1

A) DEPARTURE

Departure date 28/08/2025 Place of loading Test Country of loading AG Gross Weight (in tonnes) 15.0

Number of km at departure 16000 Truck Reg Nr HET 888 AG Trailer Reg Nr

Step 1 - Transit point

Date 28/08/2025 Place Test3 Country H

Number of km(ODO meter) 16500 Truck Reg Nr HET 888 AG Trailer Reg Nr

Step 2

Date 28/08/2025 Place Test4 Country B Gross Weight (in tonnes) -3.0

Number of km(ODO meter) 16800 Truck Reg Nr HET 888 AG Trailer Reg Nr

Step 3

Date 28/08/2025 Place test5 Country NL Gross Weight (in tonnes) -2.0

Number of km(ODO meter) 17000 Truck Reg Nr HET 888 AG Trailer Reg Nr

B) ARRIVAL

Arrival Date 29/08/2025 Place of unloading Test2 Country of unloading BIH Gross Weight (in tonnes) 10.0

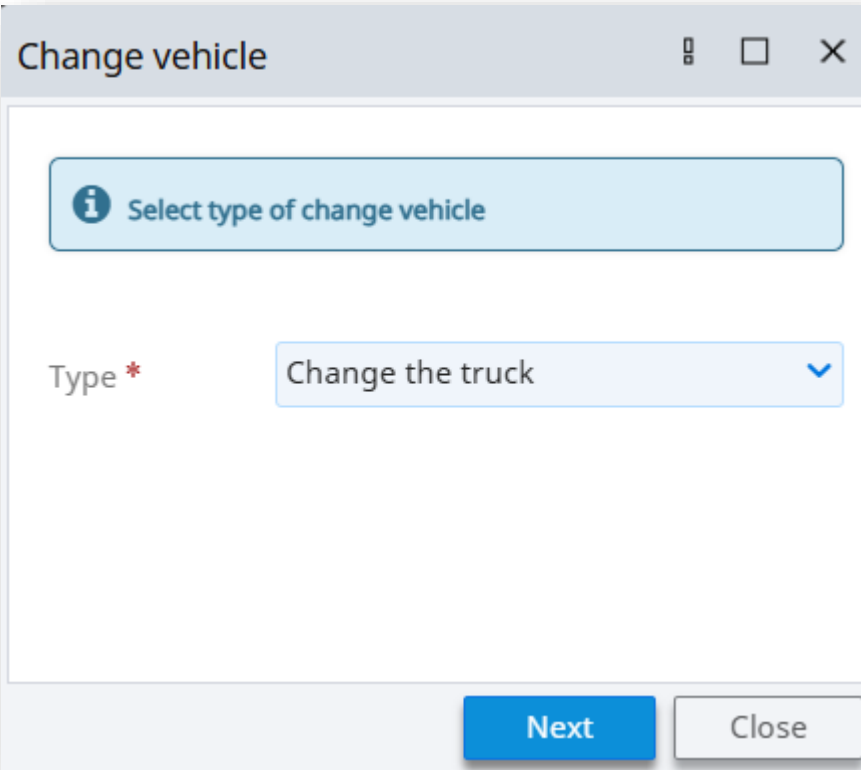
Number of km at arrival 17100 Truck Reg Nr HET 888 AG Trailer Reg Nr

0 of 5 selected (found 5)

Close

Change of vehicle en route

- Change of vehicle/trailer (reason + comment)
- Odometer reading at the time of replacement and planned arrival time
- Attachment of supporting document (file)

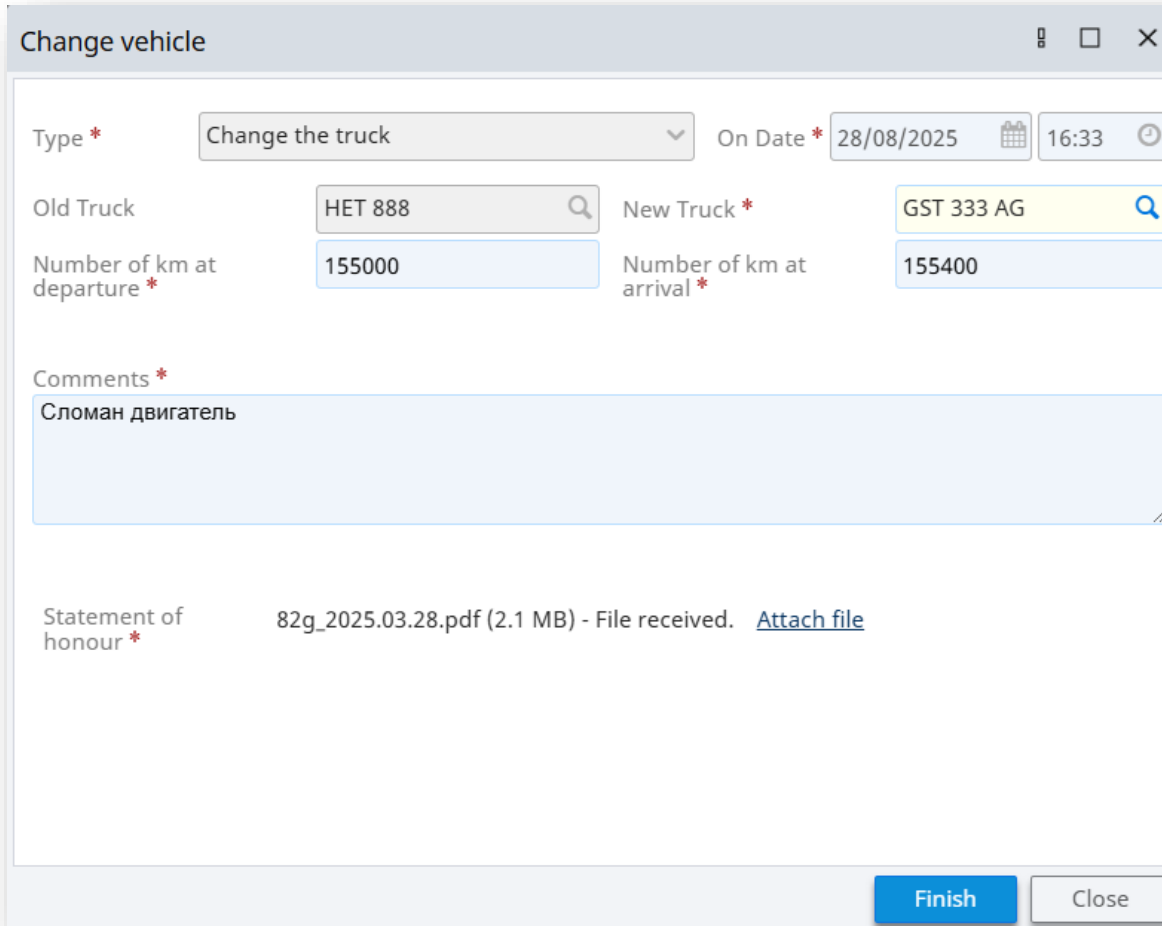


Change vehicle

Select type of change vehicle

Type * Change the truck

Next Close



Change vehicle

Type * Change the truck On Date * 28/08/2025 16:33

Old Truck HET 888 New Truck * GST 333 AG

Number of km at departure * 155000 Number of km at arrival * 155400

Comments *
Сломан двигатель

Statement of honour * 82g_2025.03.28.pdf (2.1 MB) - File received. [Attach file](#)

Finish Close

Notes and compliance monitoring

- Special notes (e.g., driver change)
- Violation warnings: orange flag with a hint

Add special remark

Special remark*

Отметки в пути

Finish Close

New trip

5 - TRIP FINISHED

A) DEPARTURE

Departure date: 26/08/2025, Place of loading: test5, Country of loading: AG, Gross Weight (in tonnes): 40.0

Number of km at departure: 15000, Truck Reg Nr: HET 888 AG, Trailer Reg Nr: , Loaded

B) ARRIVAL

Arrival Date: 26/08/2025, Number of km at arrival: 15100, Driver: ddriver27@27.md

4 - TRIP FINISHED

A) DEPARTURE

Departure date: 25/08/2025, Number of km at departure: 13045, Truck Reg Nr: HET 888 AG, Trailer Reg Nr: , Loaded

B) ARRIVAL

Arrival Date: 25/08/2025, Place of unloading: test5, Country of unloading: AL, Gross Weight (in tonnes): 15.0

Number of km at arrival: 13545, Truck Reg Nr: HET 888 AG, Trailer Reg Nr: , Driver: ddriver27@27.md

Orange flags

-Violation of "3+1" rule!

Close

End of trip (Finish)

- The arrival date cannot be earlier than the departure date
- Recording of mileage and final weight of unloaded cargo
- After completion, the licence returns to an available status

Finish trip

A) DEPARTURE

Departure date * 28/08/2025 Place of loading * Test Country of loading * AG Gross Weight (in tonnes) * 15.000

Number of km at departure * 16000 Truck Reg Nr * GST 333 AG Trailer Reg Nr

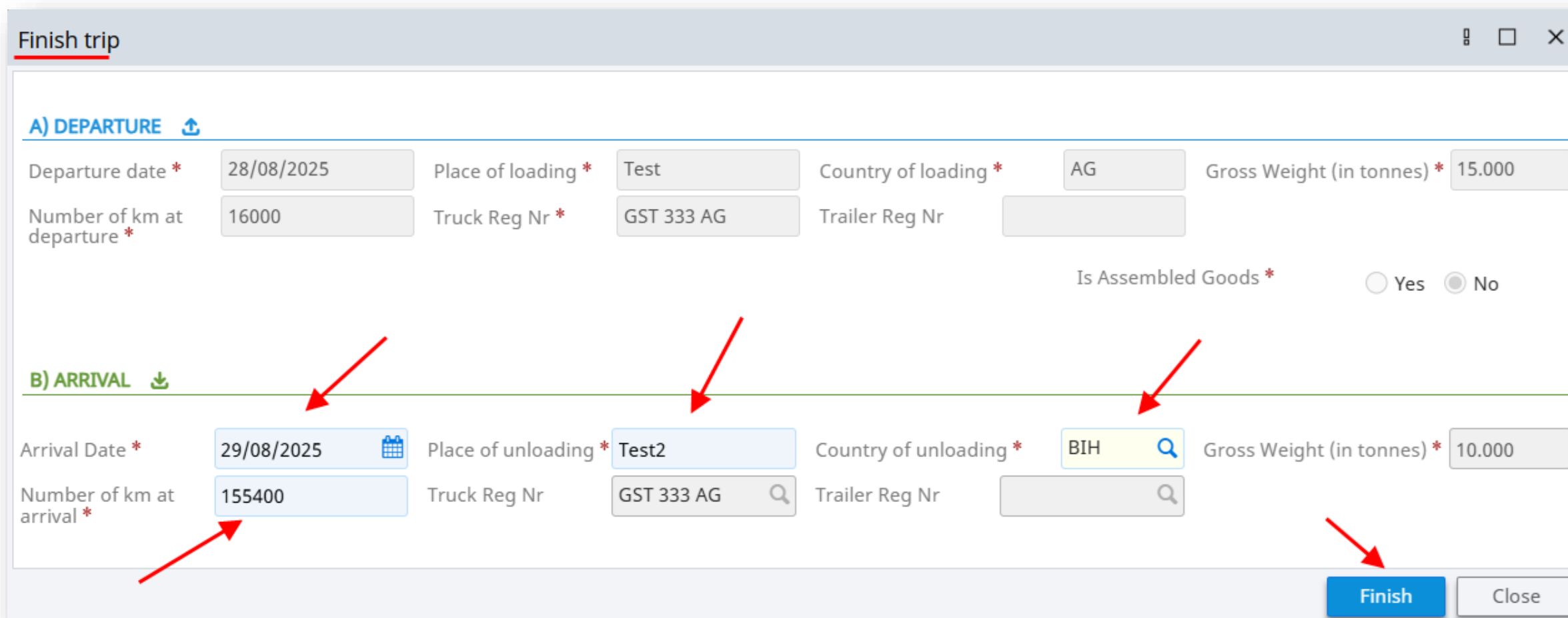
Is Assembled Goods * Yes No

B) ARRIVAL

Arrival Date * 29/08/2025 Place of unloading * Test2 Country of unloading * BIH Gross Weight (in tonnes) * 10.000

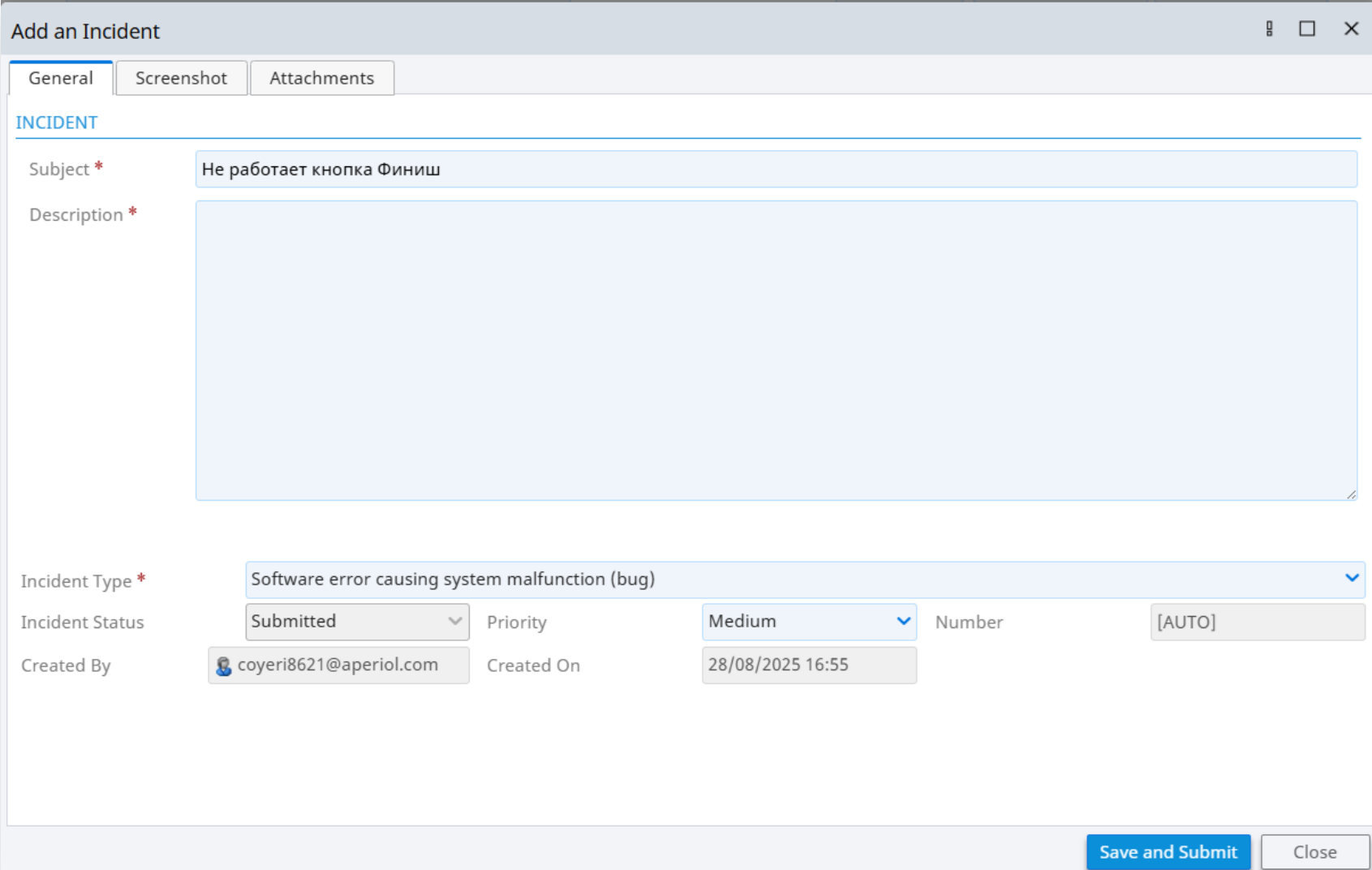
Number of km at arrival * 155400 Truck Reg Nr GST 333 AG Trailer Reg Nr

Finish Close



Incidents

- When to create an incident: access, failures, data inconsistencies
- What to include: brief description, steps to reproduce, priority
- Screenshots and attachments to speed up diagnosis
- Statuses: in progress · under review · pending · cancelled · closed



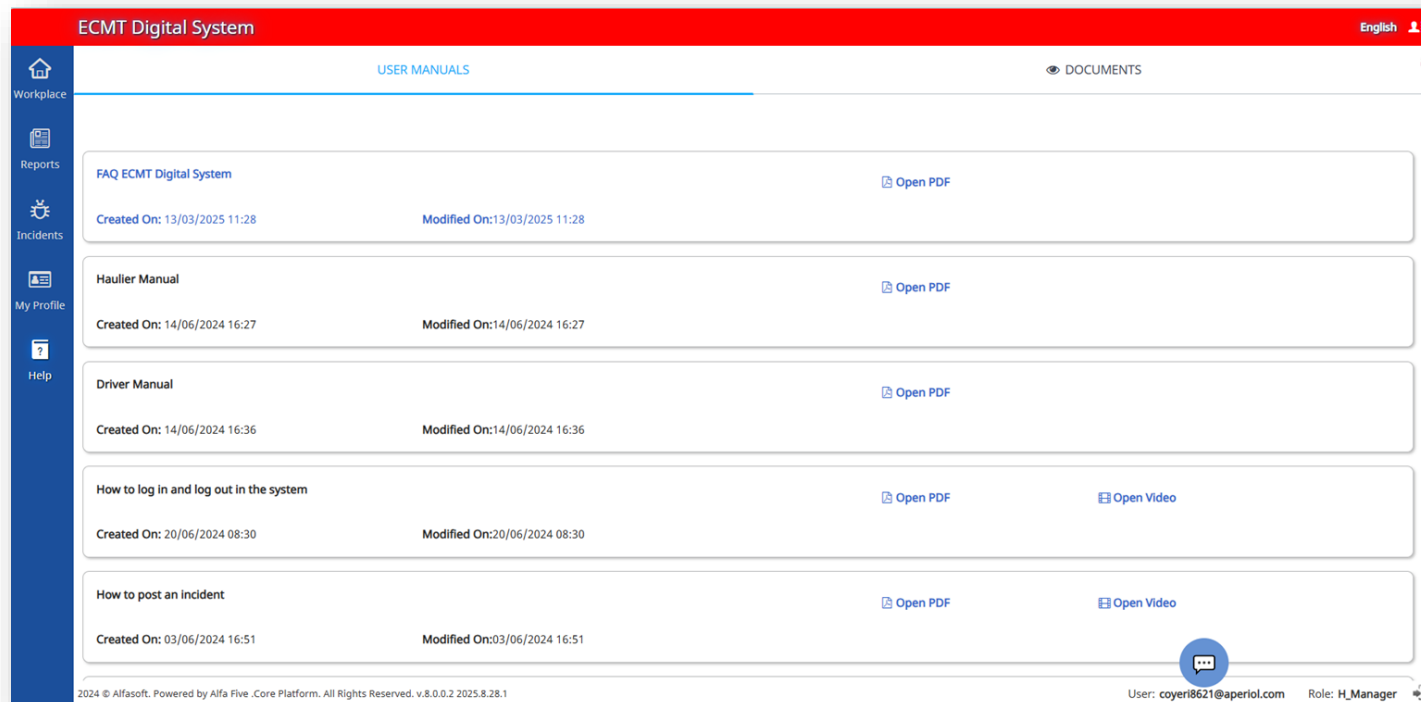
The screenshot shows a web form titled "Add an Incident" with three tabs: "General", "Screenshot", and "Attachments". The "General" tab is active. The form contains the following fields:

- INCIDENT** (Section Header)
- Subject ***: Text input field containing "Не работает кнопка Финиш".
- Description ***: Large text area for detailed description.
- Incident Type ***: Dropdown menu with "Software error causing system malfunction (bug)" selected.
- Incident Status**: Dropdown menu with "Submitted" selected.
- Priority**: Dropdown menu with "Medium" selected.
- Number**: Text input field containing "[AUTO]".
- Created By**: Text input field containing "coyeri8621@aperiol.com".
- Created On**: Text input field containing "28/08/2025 16:55".

At the bottom right, there are two buttons: "Save and Submit" (highlighted in blue) and "Close".

Раздел Help (Помощь)

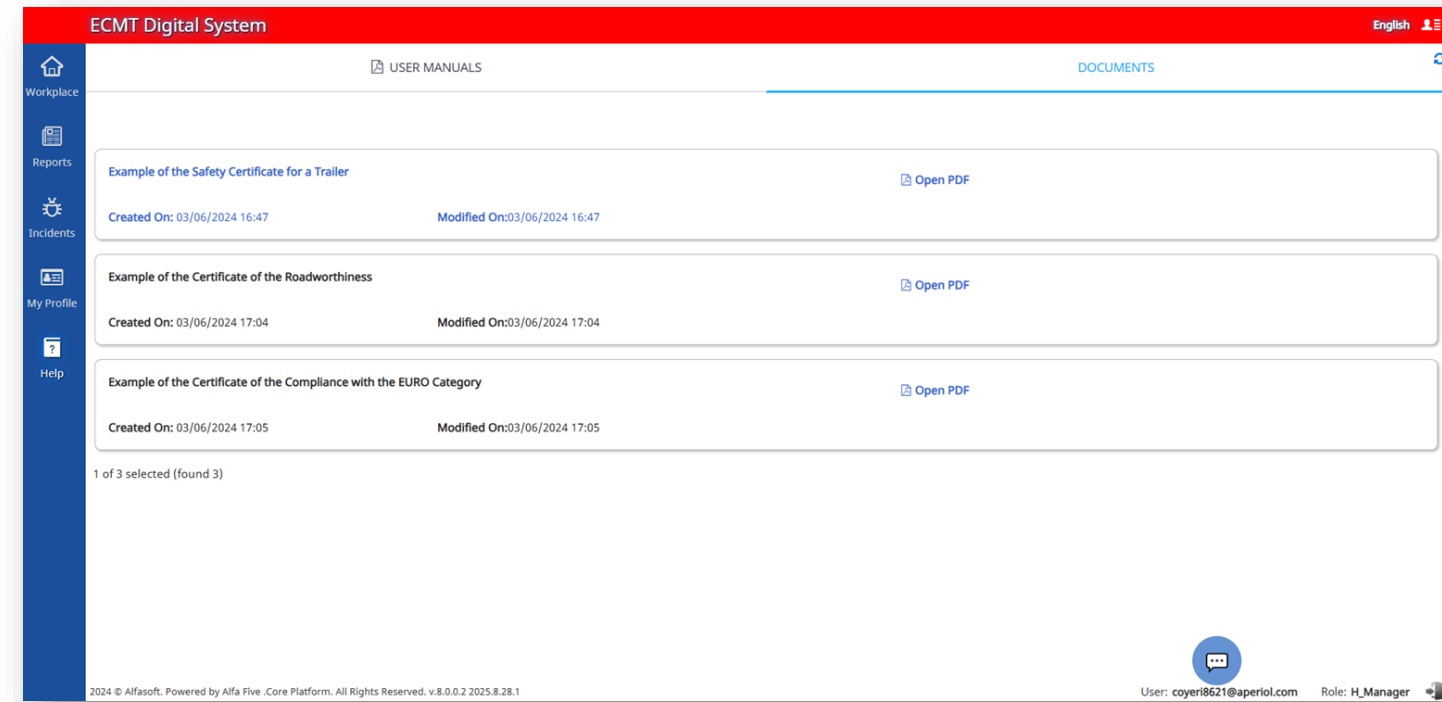
- Общие документы (PDF): примеры сертификатов и требований
- Руководства по ролям: менеджер перевозчика, водитель
- FAQ и видеоинструкции: пошаговые сценарии работы



The screenshot shows the 'Help' section of the ECMT Digital System. The page title is 'ECMT Digital System' and the language is set to 'English'. The main heading is 'USER MANUALS' and the sub-heading is 'DOCUMENTS'. The list of documents includes:

Document Title	Created On	Modified On	Actions
FAQ ECMT Digital System	13/03/2025 11:28	13/03/2025 11:28	Open PDF
Hauler Manual	14/06/2024 16:27	14/06/2024 16:27	Open PDF
Driver Manual	14/06/2024 16:36	14/06/2024 16:36	Open PDF
How to log in and log out in the system	20/06/2024 08:30	20/06/2024 08:30	Open PDF, Open Video
How to post an incident	03/06/2024 16:51	03/06/2024 16:51	Open PDF, Open Video

Footer: 2024 © Alfasoft. Powered by Alfa Five .Core Platform. All Rights Reserved. v.8.0.0.2 2025.8.28.1. User: coyer18621@aperiol.com Role: H_Manager



The screenshot shows the 'Help' section of the ECMT Digital System. The page title is 'ECMT Digital System' and the language is set to 'English'. The main heading is 'USER MANUALS' and the sub-heading is 'DOCUMENTS'. The list of documents includes:

Document Title	Created On	Modified On	Actions
Example of the Safety Certificate for a Trailer	03/06/2024 16:47	03/06/2024 16:47	Open PDF
Example of the Certificate of the Roadworthiness	03/06/2024 17:04	03/06/2024 17:04	Open PDF
Example of the Certificate of the Compliance with the EURO Category	03/06/2024 17:05	03/06/2024 17:05	Open PDF

1 of 3 selected (found 3)

Footer: 2024 © Alfasoft. Powered by Alfa Five .Core Platform. All Rights Reserved. v.8.0.0.2 2025.8.28.1. User: coyer18621@aperiol.com Role: H_Manager

Information about us: www.alfasoft.md

Thank you!

