



High Performance IE4/IE5 ECM

IEC90, IMR-160

*Pioneering innovation: Dual voltage, One board!
Choose your input voltage effortlessly with jumper selection.*

BigEco 90



bigbest - Electronically Commutated Motor

IEC90 S/L

Single-Phase Motors

- PMSM (permanent-magnet synchronous motor)
- Voltage: 230VAC
- Frequency: 50/60 Hz input
- Output power: 2HP and 3HP
- Speed: 450rpm, 1200rpm and 1800rpm
- Aluminum frame / driver housing
- Degree of protection IP54
- Insulation: Class F
- Mounting (IM): B3
- Ambient Temperature: -20 ~ 40°C
- Motor efficiency – IE4/IE5
- Direction of rotation CW/CCW
- Constant Speed Control by:
24V PWM / 80~1.6 kHz / 0-10V signal
- Protections: Over Load, Over Temperature,
Over Current, Locked- Rotor

Three-Phase Motors

- PMSM (permanent-magnet synchronous motor)
- Voltage: 230/460VAC (select by Jumper)
- Frequency: 50/60 Hz input
- Output power: 2HP, 3HP and 5HP
- Speed: 450rpm, 1200rpm and 1800rpm
- Aluminum frame / driver housing
- Degree of protection IP54
- Insulation: Class F
- Mounting (IM): B3
- Ambient Temperature: -20 ~ 40°C
- Motor efficiency – IE4/IE5
- Direction of rotation CW/CCW
- Constant Speed Control by:
24V PWM / 80~1.6 kHz / 0-10V signal
- Protections: Over Load, Over Temperature,
Over Current, Locked- Rotor
- Modbus communication

BigEco90 Dual :

The most innovative design in the industry.

Integrates two voltage (230V/460V) options into a single motor. Customers can independently select the input voltage through jumper wiring, reducing the variety of motor models chosen by customers.

POWER JUMPER



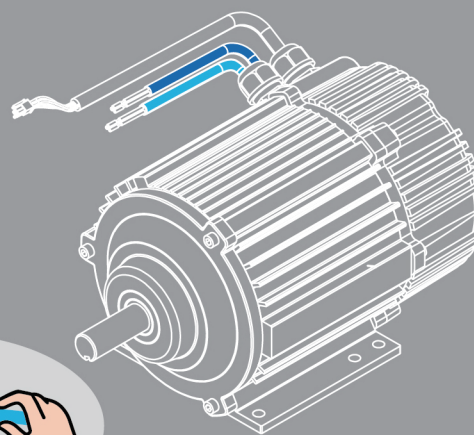
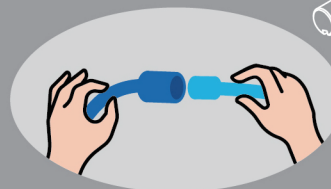
460V

460V: Jumper Wires Disconnected



230V

230V: Jumper Wires Connected



Optional & Special Features

- Passive PFC (Power Factor Correction)
- Mounting (IM): B5, B14, B34, B35
- Terminal box Option
- Customized cable lengths and shaft ends
- External driver design (motor and driver separate)

bigbest - Electronically Commutated Motor

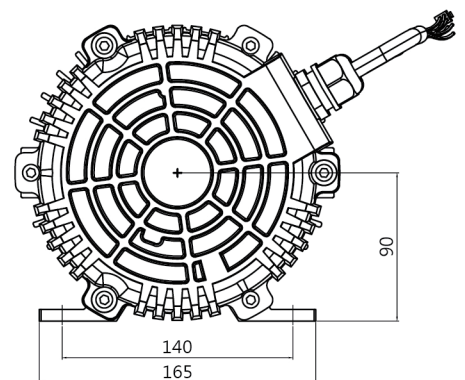
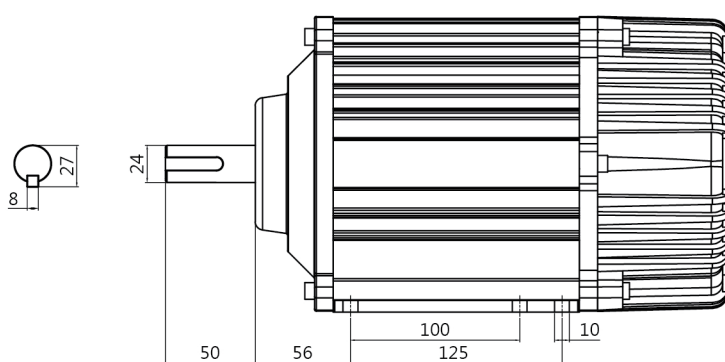
Electrical Data

BigEco 90							
Power		Series	Phase	Voltage (V)	Torque (Nm)	Speed (rpm)	S.F.
kW	HP						
1.5	2	IMR-160	Single	230	11.9	1200	1
1.5	2	IMR-160	Single	230	8	1800	1
2.25	3	IMR-160	Single	230	17.9	1200	1
2.25	3	IMR-160	Single	230	11.9	1800	1
3.75	5	IMR-160	Three	230	29.9	1200	1
3.75	5	IMR-160	Three	230	19.9	1800	1
3.75	5	IMR-160	Three	460	29.9	1200	1
3.75	5	IMR-160	Three	460	19.9	1800	1

BigEco 90 Dual							
1.5	2	IMR-160	Three	230/460	11.9	1200	1
1.5	2	IMR-160	Three	230/460	8	1800	1
2.25	3	IMR-160	Three	230/460	17.9	1200	1
2.25	3	IMR-160	Three	230/460	11.9	1800	1

IEC90S/L; B3 Mounting

(Mounting: IM B5, IM B14, IM B34, IM B35, are also available)





Bigbest Solutions, Inc.

3F, No. 27, Keya Rd., Daya Dist., Taichung City 42881, Taiwan (CTSP)

Tel: 886 4 2566 4105

Mail: sales@bigbest.com.tw

<https://www.bigbestsol.com/>

