

SAMANVAI

AI-Powered Co-Creation Platform for
Performance, Maturity & Cyber-Resilience

Turn assessments into board-ready value scorecards, roadmaps, and measurable business outcomes — in days, not quarters.



6

Assessments

97+

KPIs

5

AI Agents

36m

Roadmap

Executive thesis

The enterprise needs a reusable decision operating system — not another one-off assessment deck.



CXO decision demand is compressing

Boards expect faster answers on performance gaps, AI readiness, cyber exposure and value realization — with traceable evidence and CFO-grade economics.



SAMANVAI unifies the journey from fragmented diagnostic inputs to executive-ready decisions.

Speed
Assessment-to-output cycle accelerated through agentic workflows.

Evidence
Peer benchmarks, KPIs, assumptions and report logic kept traceable.

Value
ROI, payback, NPV and value realization are embedded by design.

The CXO problem

Fragmented signals create delayed decisions and under-quantified transformation value.

01 Siloed maturity views

Digital, Data, AI, ESG, Change and Cyber are assessed separately, creating disconnected agendas.

02 Slow diagnostic cycle

Traditional consulting diagnostics take weeks to align, analyse, validate and package for leadership.

03 Soft value cases

Recommendations often lack quantified benefit pools, payback, risk adjustment and economic traceability.

04 Weak follow-through

Assessment outputs do not become an ongoing value-realization system of record.

What breaks down in the boardroom

Illustrative diagnostic friction

	Strategy	Finance	Operations	Risk
Confidence	2	3	2	3
Speed	2	2	3	2
Accountability	3	2	2	3

SAMANVAI response

A single AI-assisted operating layer connects enterprise diagnostics, benchmarks, value levers, roadmaps and executive reporting across the CXO agenda.

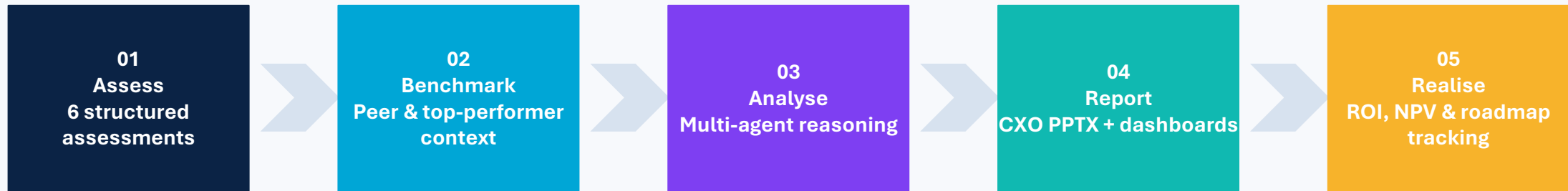
Decision-grade diagnostics

CFO-grade value logic

Board-ready outputs

The SAMANVAI answer

A single agentic OS that converts assessments into value-backed execution roadmaps.



Every step is AI-assisted. Every output is board-ready. Every insight is traceable.

6
Assessments unified

97+
KPIs benchmarked

5
Specialist agents

30
Cyber controls

11+
Board slides/report

36m
Value plan

SAMANVAI product suite

Three product families that connect enterprise intelligence, talent intelligence and capability building.

ENTERPRISE INTELLIGENCE CORE

Performance · Maturity · ESG · Cyber · Change

Unified assessments, peer benchmarking, multi-agent analysis, value scorecards, executive reports and tracking dashboards.

SAMANVAI Decision OS

VANTAGE Resource Intelligence

APEX ACADEMY AI-enabled capability building

Board-grade assessments

Workforce graph

Soft skills transformation

Dashboards & chatbot

Value scorecards

Managed services-ready

Assessment portfolio

Six lenses give leadership a consolidated, cross-functional view of enterprise readiness.

K **KPI Scorecard**
97+ sector KPIs, Top-10 focus, peer and top-performer benchmarking.

D **Digital Maturity**
Strategy, customer experience, operations, technology and data readiness.

A **AI Maturity**
Strategy, data foundation, skills, governance, ethics and scaling potential.

M **Data Maturity**
Governance, quality, architecture, integration, culture and benchmark readiness.

E **Sustainability / ESG**
Emissions, circularity, social, governance and disclosure alignment cues.

P **Process & Change**
Change readiness, process maturity, governance and adoption analytics.

C **Cyber Security**
6 domains, 30 controls, scorecard, heatmap, findings and phased recommendations.

Unified output: a single board narrative with common scoring logic, quantified value levers and sequenced actions.

Performance assessment · KPI scorecard

From peer comparison to quantified value pools and targeted improvement actions.

Illustrative benchmark snapshot



What CXOs get

Top-10 KPIs tailored to sector

Automatic peer identification

Financial impact per 1% improvement

RED/AMBER pain points with severity

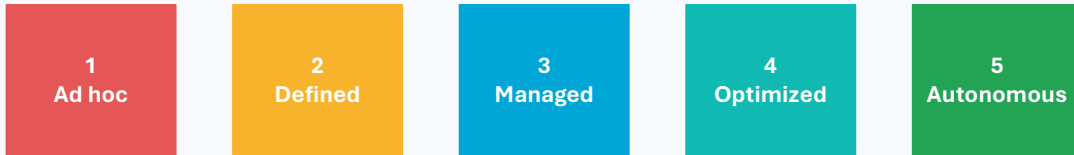
5-year strategic roadmap + EOAI plan

Downloadable Value Scorecard PPTX

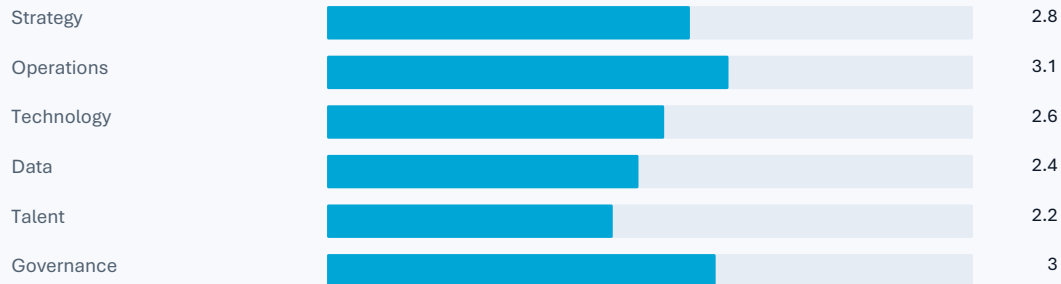
Maturity engine · Digital, AI and Data

A consistent 5-level maturity lens with next-level requirements, cost and timing estimates.

Maturity progression



Dimension profile



Outputs by maturity lens

Digital maturity

Strategy, customer experience, operations, technology and data leader comparison.

AI maturity

Agent-grade readiness across use cases, data foundation, governance and scaling.

Data maturity

Governance, quality, architecture, integration and data culture benchmark.

Next-level plan

Target maturity, effort, investment, use cases, case studies and tech stack.

The result is not a score. It is a prioritized transformation backlog with business value logic.

Sustainability / ESG assessment

Board-grade ESG diagnostic with materiality, governance and regulatory alignment cues.



Environment

Scope 1/2/3, energy, water, circularity, waste and biodiversity.

Social

Workforce, DEI, communities, human rights and customer trust.

Governance

Board oversight, ethics, risk, disclosure and assurance.

CXO outputs

- Regulation-aware narrative with DPDP, SEBI BRSR and EU CSRD alignment cues
- Materiality matrix and pain-point heatmap
- Quantified impact on cost, capital access and brand trust
- Executive-ready PPTX with EOAI recommendations

Materiality

Assurance

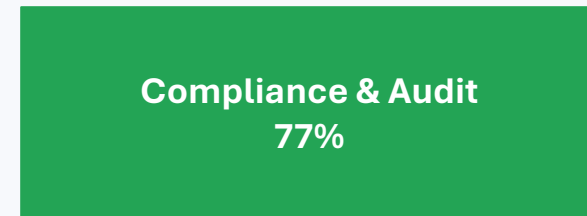
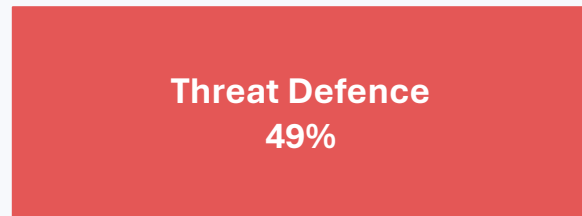
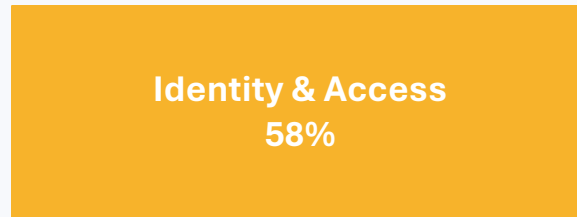
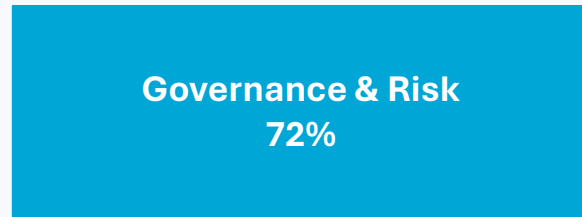
Disclosure

Value risk

Roadmap

Cyber security assessment

6 domains · 30 controls · board-ready cyber resilience scorecard.



Recommendation windows

0-30 days

31-90 days

3-12 months

12+ months

Outputs include radar-style scorecard, priority findings, risk narrative, control actions and audit-ready evidence links.

Business process & change management

Diagnose adoption risk, process maturity and governance gaps before value leakage occurs.



Each dimension includes diagnostic questions, adoption KPIs, risk flags and intervention playbooks.

Adoption analytics

Measure readiness, usage, sentiment and behaviour change indicators.

Process heatmaps

Identify bottlenecks, duplication, handoff delays and ownership gaps.

Governance cadence

Define decision rights, steering forums, escalation paths and KPIs.

Value protection

Reduce benefit leakage through continuous tracking and corrective actions.

Multi-agent AGI engine

Five specialist agents collaborate on every analysis — from research and benchmarking to risk review and executive reporting.

- | | |
|---------------------------|----------------------------------|
| 1. Research Agent | Public filings, news, benchmarks |
| 2. Analyst Agent | KPI gaps and value pools |
| 3. Strategy Agent | Roadmap, EOAI, business case |
| 4. Risk Agent | Cyber, compliance, execution |
| 5. Reporting Agent | Narrative, PPTX, dashboard |

Resilient by design: retry-with-backoff, multi-model fallback, observability and traceable outputs.

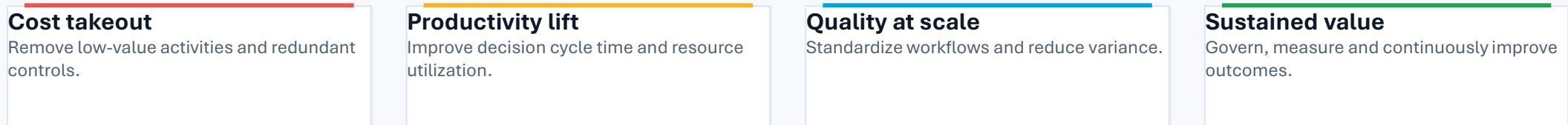


EOAI value creation framework

Eliminate · Optimize · Automate · Industrialize — a clear path from waste removal to scalable advantage.



EOAI makes every recommendation action-oriented, sequenced and economically testable.



Board-ready value scorecard

Every assessment becomes a measurable value narrative for the board and investment committee.

Financial lens

CFO-ready economics

Year-1 ROI, Year-3 ROI, payback, NPV @ 10% and annual projections.

Value realization lens

Phased benefit plan

Quick wins, medium-term modernization and long-term autonomous operations.

Strategy lens

Roadmap & EOAI

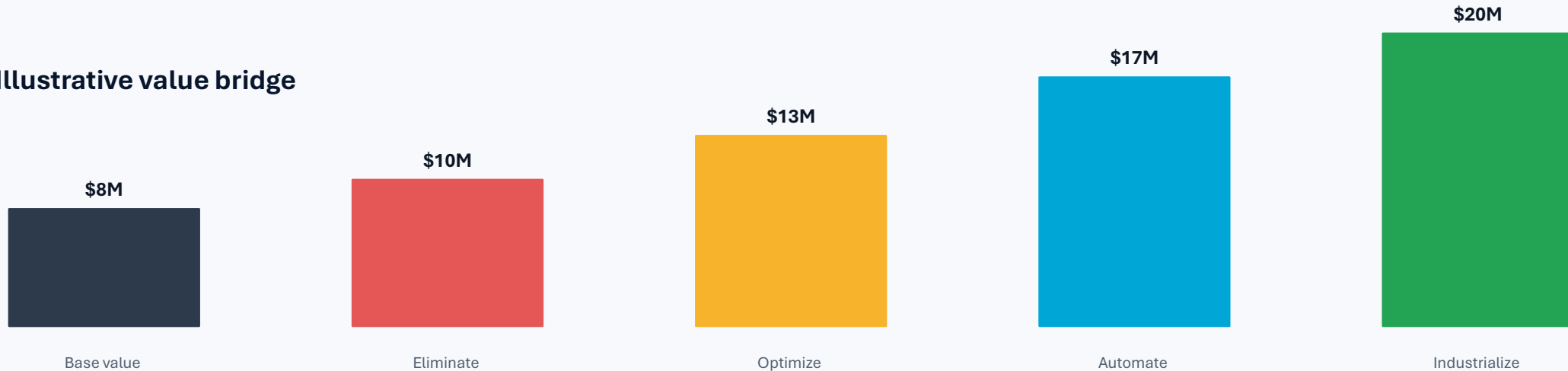
5-year roadmap, investment breakdown and implementation plan.

Governance lens

Action tracking

Owner, milestone, dependency, risk and value realization cadence.

Illustrative value bridge



Vantage · Project resource intelligence

A workforce graph that connects people, skills, projects, availability, recruiters and outcomes.

Resource intelligence workflow



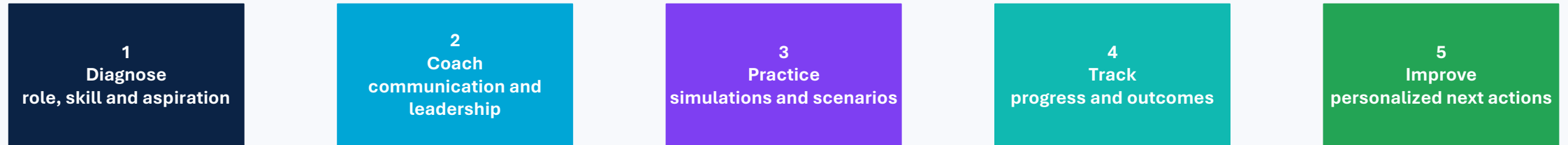
Feature coverage

- Project creation, update and bulk upload
- Resume upload with AI skill extraction
- AI chatbot for reports and analysis
- Resource creation, update and skill tagging
- Recruiter creation and geography mapping
- Dashboards for allocation, availability and performance

Apex Academy · Soft skills & career transformation

AI-guided capability building that moves from training activity to measurable behaviour change.

Learning-to-performance loop



AI-guided leadership coaching

Personalized support for decision-making, communication and leadership presence.

Executive presence

Communication, stakeholder alignment and business storytelling.

Behavioural playbooks

Role-based learning assets, practice prompts and transformation playbooks.

Cohort analytics

Tracked outcomes at individual, cohort, function and enterprise levels.

Security, trust & architecture

Enterprise-ready architecture for secure, auditable and scalable AI-assisted analysis.

Experience

React front end · executive dashboard · AGI chat

API & orchestration

FastAPI · agent orchestration · report generation

Data services

MongoDB · tenant isolation · traceability

AI layer

multi-agent prompts · model fallback · observability

Security & governance

secret-code gating · DPDP/ESG-aware outputs · audit trail

Cloud native

Kubernetes-ready · scalable deployment patterns



36-month value realization roadmap

A phased journey from quick wins to durable enterprise capability.



Risk-adjusted value logic and NPV-at-discount-rate assumptions can be embedded in each executive scorecard.

CXO engagement model

Start with one high-value diagnostic, then scale into a repeatable transformation value office.

1. Executive diagnostic

Run selected assessment; generate current-state score and value gap.

1-2 weeks

2. Value scorecard

Benchmark, quantify benefits, define EOAI actions and board narrative.

2-4 weeks

3. Pilot & proof

Deploy focused use cases, dashboards and adoption tracking.

6-12 weeks

4. Scale & govern

Establish value office cadence, roadmap governance and managed services model.

Quarterly

Target buyers

CEO

CFO

COO

CIO/CDO

CHRO

CISO

CSO/ESG

Let's turn enterprise data into decisions.

Run any assessment, identify value pools, and walk into the boardroom with a sequenced 36-month plan.

Recommended next step

Select one priority lens: Performance, AI/Data maturity, ESG, Cyber, Change or Resource Intelligence.

[Book a Demo](#)

[Start Free Assessment](#)

samanvai.com · hello@samanvai.com