



HONG KONG

YOUR SPRINGBOARD TO SUCCESS IN ASIA & BEYOND

MAR 2026

© All Rights Reserved by InvestHK

HONG KONG:
YOUR SPRINGBOARD TO
SUCCESS IN ASIA & BEYOND

1

**Hong Kong —
Go Global Launchpad**

2

**Hong Kong's
Unparalleled Advantages**

3

**New Engines for
Economic Growth**

4

How InvestHK Can Help





1

Hong Kong — Go Global Launchpad



The Evolution of Chinese Mainland Enterprises Going Global

Chinese Mainland: Sustained Outward FDI Growth

Sailing Ahead (1979 – 2000)

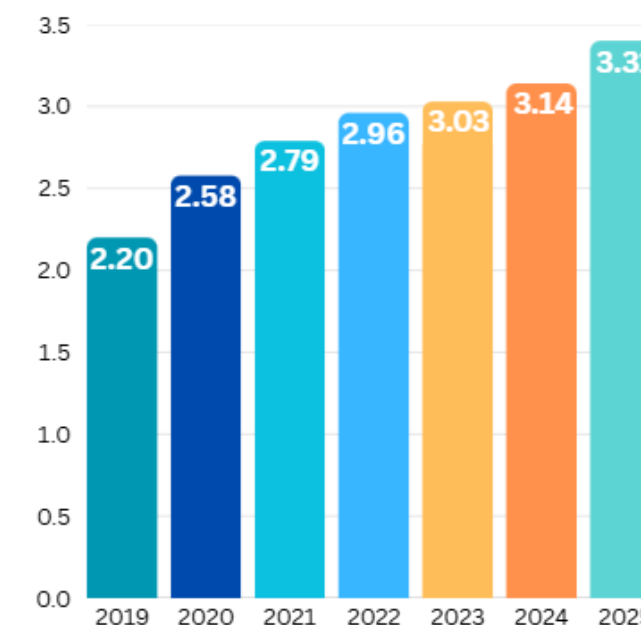
- Export-oriented trade
- Acquiring overseas experience and building initial networks

Surging Global Expansion (2001 – 2018)

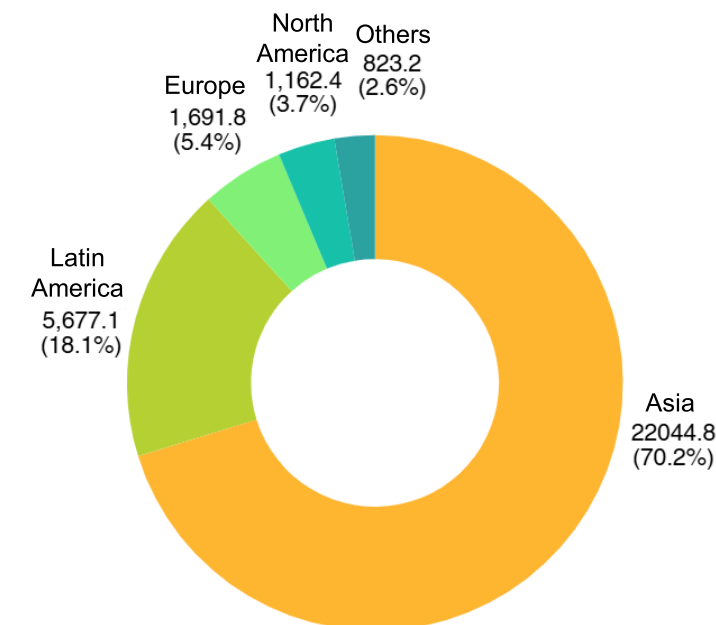
- Accession to the World Trade Organisation
- “Belt and Road” Initiative
- Rapid Internet growth and surging consumer demand, aligning with China’s supply chain capabilities

Innovation and Brands Going Global (2019–Present)

- Deepening “Belt and Road” Initiative
- Strategising for the Global South and emerging markets in light of supply chain restructuring



China’s Outward FDI Stock (US\$ trillion) ¹



China’s Global Share of Outward FDI Stock (2024) ²

Hong Kong: Asia Gateway, Global Reach

Hong Kong is Chinese Mainland’s Largest Destination for Two-Way Investment

HK → Mainland Direct Investment

US\$ 74bn

64% of total (2024) ^{2,3}



Mainland → HK Direct Investment

US\$ 116bn

60% of total (2024) ²



HK is Chinese Mainland’s Third-Largest Trading Partner
Total Bilateral Trade:

US\$ 367bn ³
(2025)



Total No. of Chinese Mainland Companies in HK

3,090
(2025)



No. of Chinese Mainland Enterprises Listed in HK

1,552 ⁴
(2025)

Four Key Challenges for Chinese Mainland Enterprises Going Global

1

Complex Overseas Regulations

Global Rank: **#2**
1st in APAC

World's Most Preferred Seat for Arbitration¹



International Organization for Mediation is headquartered in HK



Common law system aligned with global business standards



International-calibre legal and professional services; Robust intellectual property protection

2

Significant Cultural Differences

APAC Rank: **#1**

Asian Cities Internationality Index²



East–West cultural convergence & market testbed



International business platform

3

Challenges in Accessing Global Talent

Global Rank: **#4**
1st in APAC

IMD World Talent Ranking 2025³



Bilingual, globally minded talent familiar with China and international markets



Multiple admission schemes for talent

4

Restricted Cross-border Capital Flows



Establishment of the Corporate Treasury Centre (CTC), facilitating the free flow of capital



Seamless access to global capital markets



World's largest offshore RMB hub

Sources:

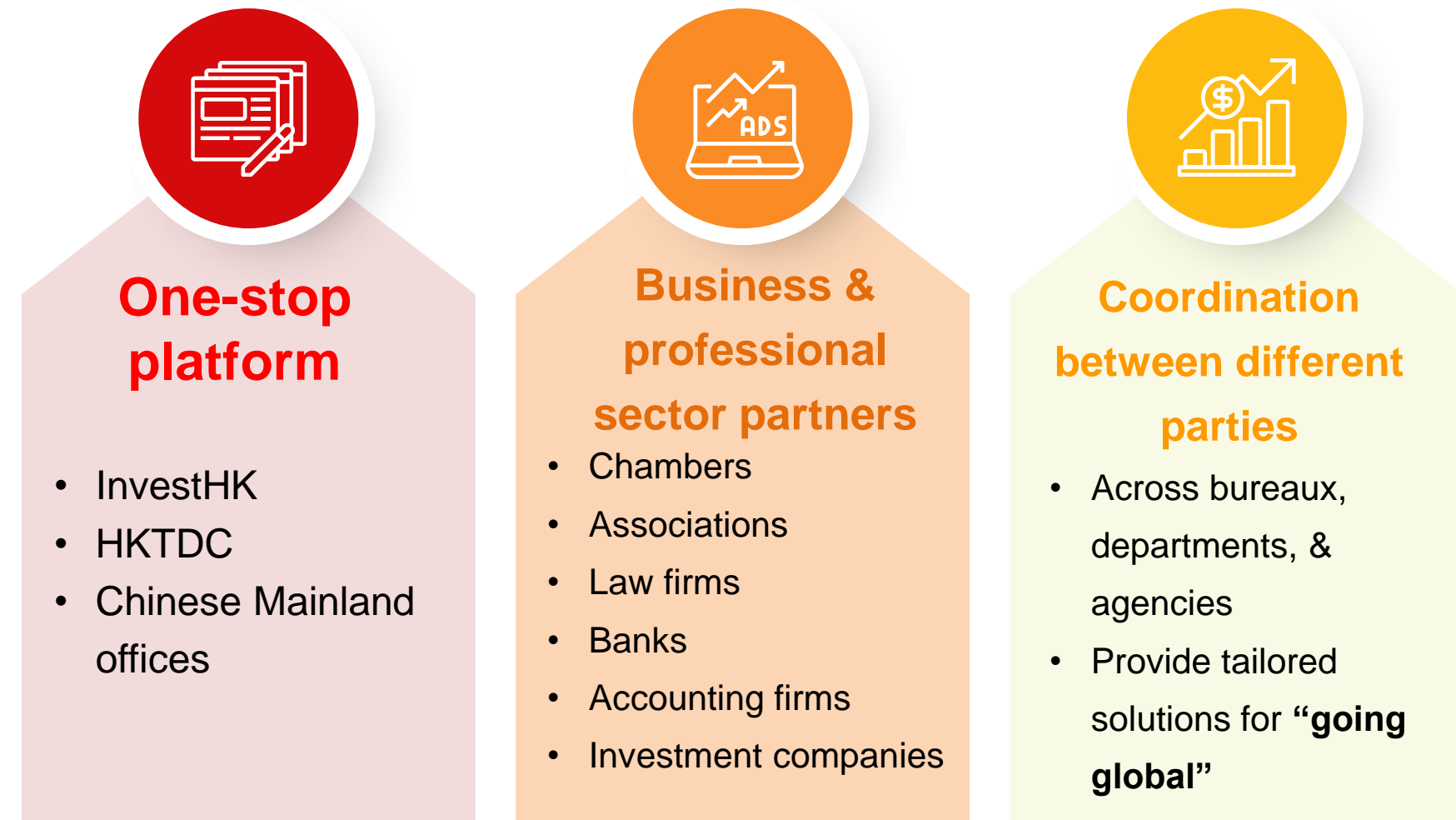
1. [Queen Mary University of London - 2025 International Arbitration Survey](#)
2. [Hong Kong General Chamber - The Asian Cities Internationality Index 2025](#)
3. [International Institute for Management Development \(IMD\) - IMD World Talent Ranking 2025](#)

Hong Kong, Your Trusted Partner for Global Expansion



The GoGlobal Task Force, coordinated by the Commerce and Economic Development Bureau, aligns policies across bureaux, departments, and agencies to provide Mainland enterprises with **comprehensive and strategic support** for going global

One-Stop, Cross-Sector Platform



One-stop, free support for going global

Global Financing Connections

Setup Assistance

Professional Partner Matching

R&D and Technology Transfer


Talent and Market Expansion

2

Hong Kong's
Unparalleled
Advantages



Hong Kong Leading in International Rankings



#1 WORLD'S FREEST ECONOMY

Economic Freedom of the World 2025 Annual Report by Fraser Institute

#2 MOST PREFERRED SEAT OF ARBITRATION

#1 in APAC
2025 Queen Mary University of London and White & Case International Arbitration Survey

#3 GLOBAL FINANCIAL CENTRE

#1 in APAC
UK-based Z/Yen and China Development Institute from Shenzhen: Global Financial Centres Index released in March 2026

#3 LARGEST FDI INFLOWS

UNCTAD World Investment Report 2025



#1 INVESTMENT ENVIRONMENT

The Legatum Prosperity Index 2023

#1 WORLD'S IPO VENUE

Hong Kong Stock Exchange (2025)
Raised a total of more than HK\$285 billion (~US\$36.6 billion)

#3 MOST COMPETITIVE ECONOMY

2025 World Competitiveness Ranking
#1 in Tax policy and Business legislation
#2 in Government efficiency and Business efficiency

#4 WORLD TALENT

#1 in APAC
International Institute for Management Development (IMD) World Talent Ranking 2025

2

Hong Kong's Unparalleled Advantages


11,070

Companies with parent companies outside HK

1,510

Regional headquarters in HK

Locations of Parent Companies



Major Lines of Business in HK



Import/export trade, wholesale and retail



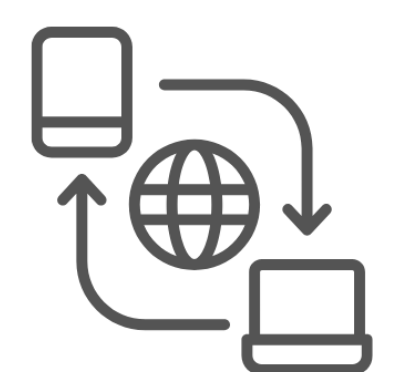
Financing and banking



Professional, business and education services



Transportation, storage and courier services




Information technology services



**ONE COUNTRY,
TWO SYSTEMS**



**EASY ACCESS
TO FUNDING**



**UNRIVALLED
CONNECTIVITY**



**DYNAMIC
ECOSYSTEMS**



**GLOBAL
TALENT HUB**

ONE COUNTRY, TWO SYSTEMS

Distinctive Status under “One Country, Two Systems”

A Springboard to China and the World



- HK has its **own currency, political and legal systems**
- Only place where **global and China advantages converge**
- **Unique CEPA access** to Chinese Mainland markets

International Financial, Shipping and Trading Centre

Free, Open and Regulated Business Environment



Currency pegged to US Dollar



No control on capital and goods



Largest offshore RMB business hub



No tariff on import or export of goods



Common law legal system



Strong intellectual property protection



Bilingual - English & Chinese as legal language

Simple and Low Tax System

Profit Tax

8.25%
First ~US\$256,400 of profits

16.5%
Profits above ~US\$256,400



- VAT/GST/Sales tax
- Capital gains tax
- Withholding tax on investments
- Estate duty
- Global taxation
- Wine duty

EASY ACCESS TO FUNDING

Hong Kong as International Financial Centre

Strong Financial & Capital Markets

- Diverse funding options offered by the **Government, VC & PE**
- A robust stock market enables corporations to raise funds via listings



Asia's #1 City

with 17,215 UHNWIs & 3,380+ Single Family Offices



Asia's Biggest

global offshore wealth management centre
#2 in the world



Asia's Leading

wealth management centre
Total AUM: over US\$4 Trillion



Largest

offshore RMB centre
(over RMB1,060 Billion)



2,700+ Listed Co.

vibrant and liquid capital market, total market capitalisation of ~US\$6.23 Trillion



Largest

hedge fund AUM in Asia and biggest private equity market in Asia outside Chinese Mainland



APAC's Largest World's #2

fundraising hub for BioTech companies



72

world's top banks operate in HK
(Total 149 licensed banks)

Source:

- [World Ultra Wealth Report 2025](#)
- [Deloitte](#) (Feb 2026)
- [SCMP](#)
- [Brand Hong Kong – Hong Kong Connect 2025 - 2026](#)

- [Hong Kong Monetary Authority](#)
- [HKEX](#) (Feb 2026)
- [HKTDC Research](#)
- [HKTDC Research](#)
- [Brand Hong Kong](#) (Nov 2025)
- [HKIC](#)

EASY ACCESS TO FUNDING

Hong Kong: Your IPO Gateway for Global Expansion

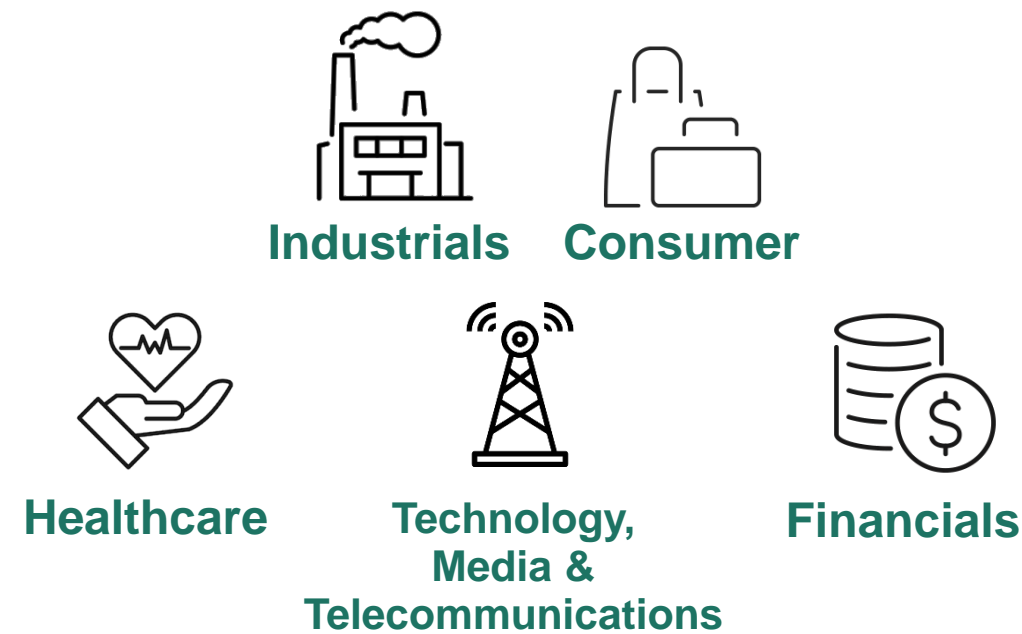
World #1 IPO Market

As of Dec 2025, IPO fundraising has reached:

HK\$2,858 billion
Around US\$37 billion

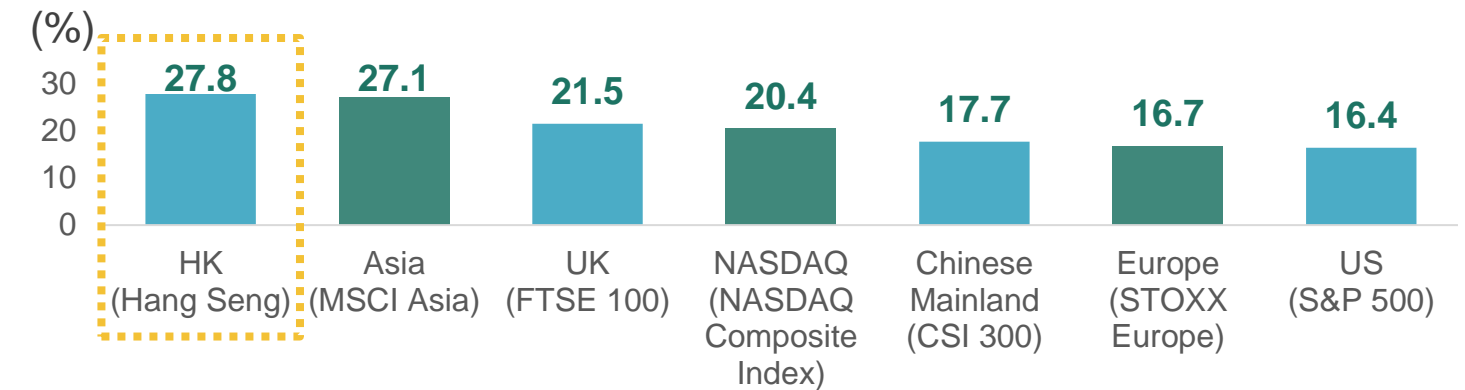
↑225%
YOY Increase

Popular industries seeking fundraising in HK:



As at 2025:

2025 Market Performance of Major Market Indices



Main Board Special Schemes for pre-commercial companies:

- (18A) for BioTech
- (18C) for specialist tech

Growth & Enterprise Market (GEM)

- Small & mid-sized companies

Secondary Listings

- Eligible companies listed on a qualifying or recognised stock exchange

From 2018 to YTD Q3 2025



US\$128bn
from 300+ listings from new economy companies



2nd Largest healthcare fundraising hub globally



2nd Largest BioTech fundraising hub globally

Stock Connect – The only channel for global issuers to tap both international and Chinese Mainland capital

Source:
• HKEX
• HKEX – ECM 2025 Recap

Hong Kong as **International Financial Centre**

Harnessing the Power of **Corporate Treasury Centre (CTC)** – **8.25%** **Concessionary Tax Rate**

An in house bank providing treasury services across business units within a corporate



Centralised management of:

- Intragroup borrowing and lending
- Cash and liquidity management
- Trade settlement
- Cross border payments
- Capital raising and
- Financial risk management

Uprising Opportunities



Securities Market

- New sources of capital overseas, .e.g. the Middle East
- More listing of enterprises in Hong Kong

EASY ACCESS TO FUNDING

Hong Kong as a hub for Family Offices (FOs)

A vibrant ecosystem for **global family offices and asset owners**

1. New Capital Investment Entrant Scheme (CIES)

Investment for **permanent residency** – for global investors and HNWIs

As at the end of Feb 2026

~3,200

Total applications received

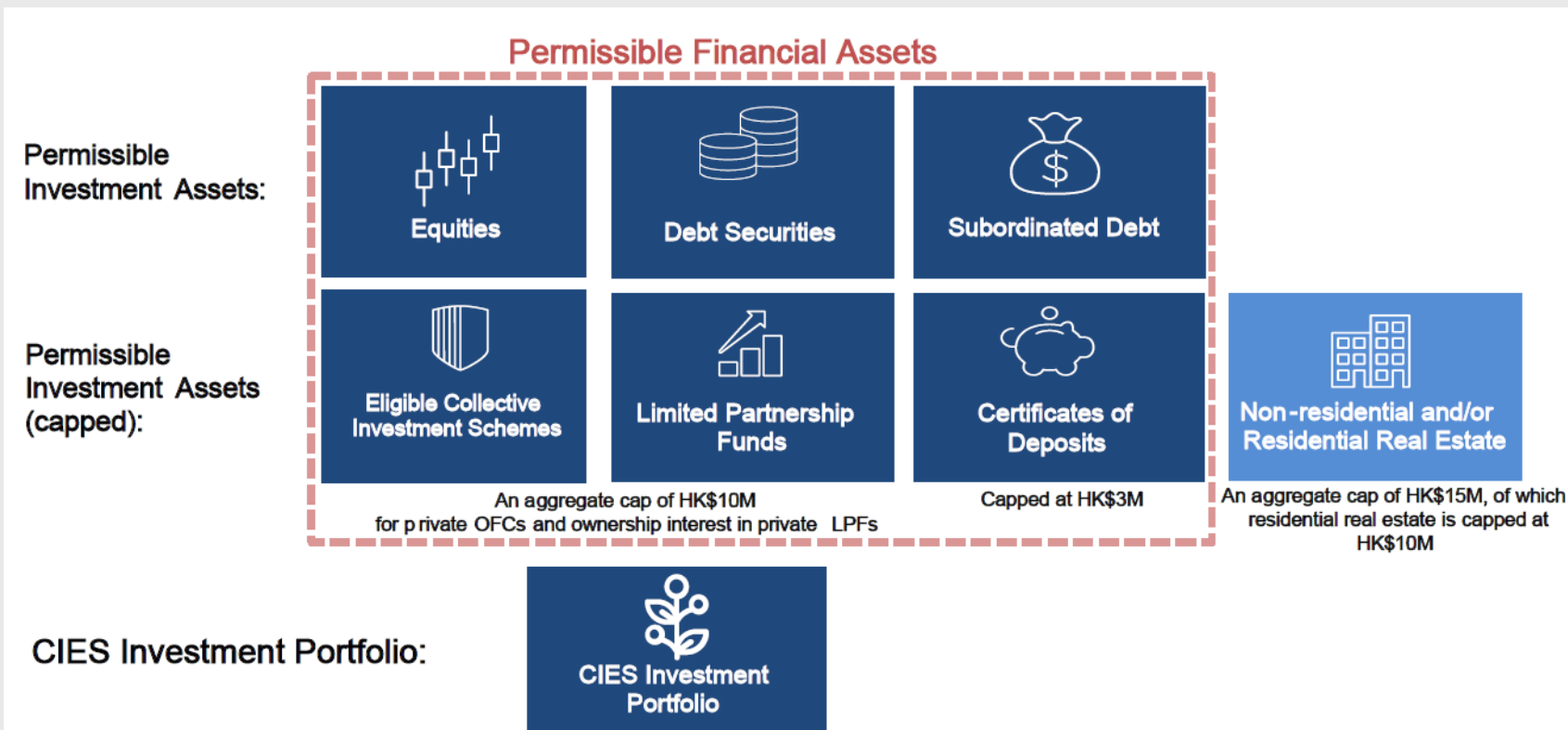
~95 billion

Expected investment amount (in HK\$ billion) (~US\$11B)

12,800+

Enquiry from potential applicants and industry

Permissible Investment Assets



2. Profit Tax Concessions

0% Concessionary Tax Rate*

**for eligible FIHVs*

- No pre approval required
- AUM ≥ US\$30M (HK\$240M)
- FIHV managed by SFO in Hong Kong
- 2+ full time employees required
- Operation expenditure ≥ US\$0.26M

3. A new network of FO Service Providers

- Established in June 2023
- Professional service providers including private bankers, trustees, lawyers, accountants, and wealth management professionals

4. Dedicated FO team in InvestHK

FamilyOfficeHK

5. Art Storage Facilities at the Airport

6. Hong Kong as a Philanthropic Centre



Hong Kong's Unparalleled Advantages

Hong Kong as Gold Trading Hub

A Gateway to China's Gold Market

- Broad intermediary coverage: **8,000+** registered precious metals dealers & **170+** corporate brokers/agencies.
- In 2024, **over 1/3** of HK's gold imports were **re-exported to the Chinese Mainland**; in 2025: **gold imports reached US\$101.5 bn***, similar to Chinese Mainland's or Switzerland's
- **Shanghai Gold Exchange** launched **first offshore gold delivery vaults** in HK

Key Infrastructures

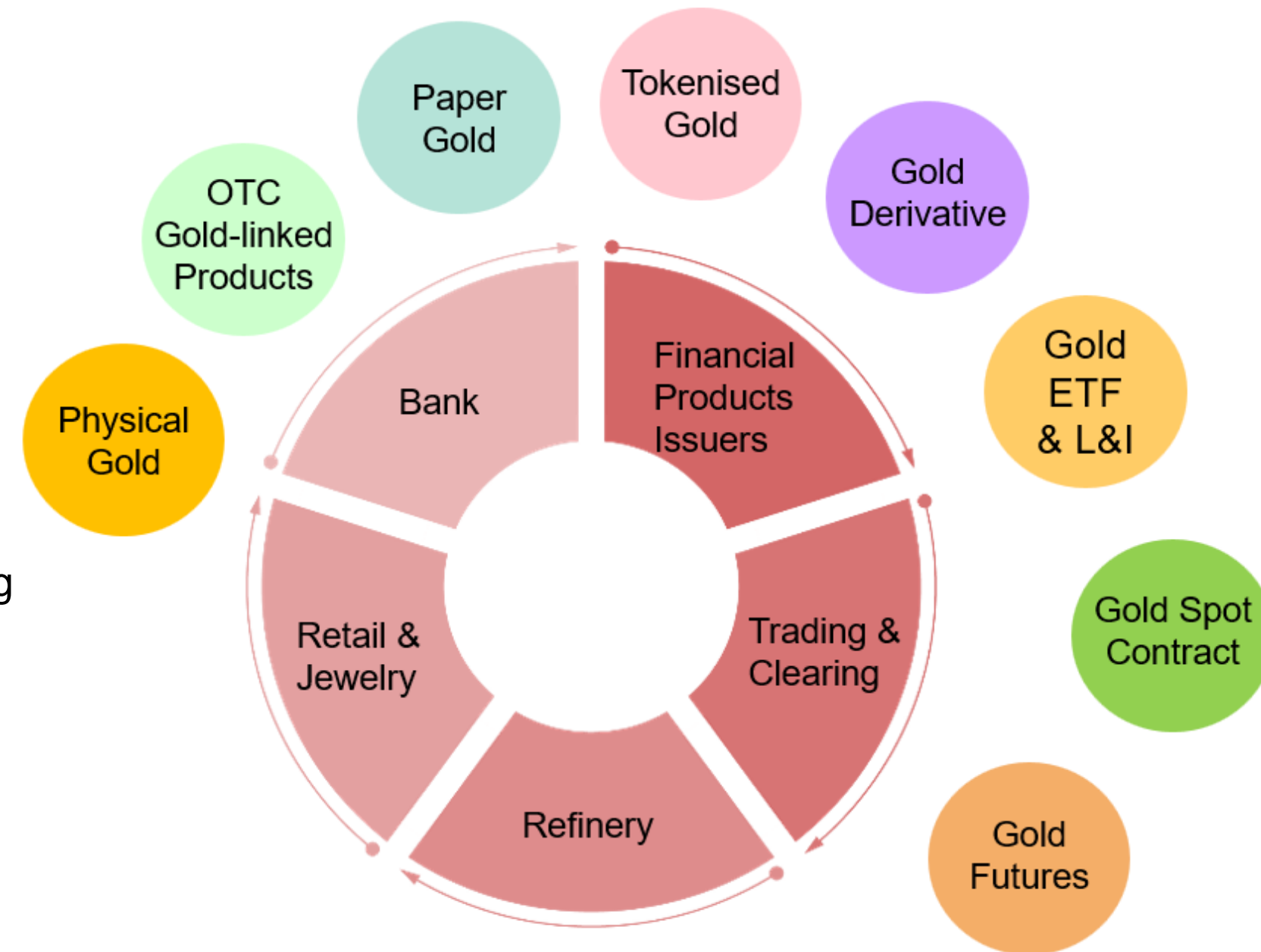
Exchanges & Clearing

- **Hong Kong Gold Exchange (HKGX)**: HK's sole spot gold/silver exchange
- **Hong Kong Exchanges and Clearing Ltd (HKEX)**: Gold-related ETFs/derivatives trading
- **Central clearing system**: Pilot launch within 2026

Storage

- **Airport Authority**: HK International Airport Precious Metals Depository
- **Private Vendors**: Operators of insured specialist vaults
- Capacity expanding to **>2,000 metric tons in 3 years**

Financial Product Ecosystem



Source:
 • C&ED
 • HKGX
 • C&SD

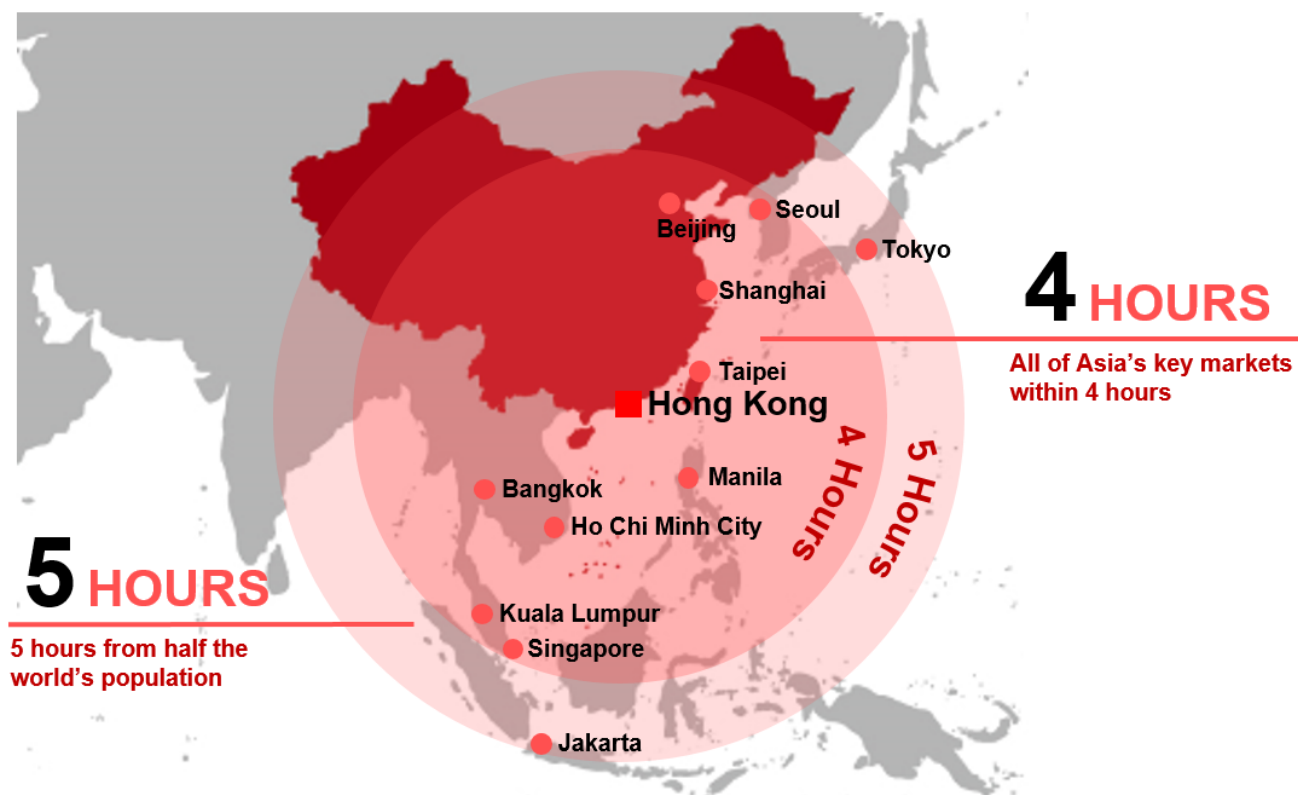
Hs code 7108 - gold (including gold plated with platinum) unwrought or in semi-manufactured forms, or in powder form

UNRIVALLED CONNECTIVITY


Asia's World City – International Shipping Centre

Heart of Asia

- **Around 140 airlines** operate flights to 200+ destinations worldwide
- In 2025, traffic volume grew **15%** to **61 million passenger trips** for the full year



One of the World's Busiest Container Ports



Capable of handling approx. 67,000 TEUs daily

Over 300+ container vessel sailings weekly to around 500 global destinations

Maritime & Commodity Hub

- **London Metal Exchange (LME)** added Hong Kong to its global warehousing network in 2025
- As at Jan 2026, 14 licensed warehouses have been approved
- Tax concession and supportive measures to set up accredited warehouses in Hong Kong

HK Tops the Chart of Air Cargo Centre



World's Busiest Cargo Airport 2024
* 14th time since 2010

5.07M
tonnes of cargo handled in 2025

Source:
 • [ACI World](#)
 • [Hong Kong Logistics Development Council](#)
 • [London Metal Exchange](#)
 • [ISD](#)
 • [HKTDC Research](#)
 • [Hong Kong International Airport](#)



UNRIVALLED CONNECTIVITY

Asia's World City – International Trade Centre

Extensive Global Networks


- 114 Consulates-General / Honorary Consulates
- 8 International Organisations



- 9 Free Trade Agreements with 21 economies



- 24 Investment Agreements with 33 economies



- As of Feb 2026, Hong Kong has signed **56 Comprehensive Avoidance of Double Taxation Agreements (CDTAs)**:
 - Highlights from emerging markets: Jordan, Indonesia, Saudi Arabia & Mexico
 - Highlights from developed markets: Canada, France, Japan & Korea

Source:
 • [Protocol Division Government Secretariat](#)
 • [Invest Hong Kong](#)
 • [Trade and Industry Department \(TID\)](#)
 • [Inland Revenue Department](#)

UNRIVALLED CONNECTIVITY

The Guangdong-Hong Kong-Macao Greater Bay Area (GBA)

- **Key strategic planning** in the country's development blueprint
- Great significance in the country's implementation of **innovation-driven development** and commitment to **reform and opening-up**



Overview

9 + 2
Municipalities + Special Administrative Regions

Population **87 Million**

Land Area **56,000km²**

GDP **~US\$2 Trillion**
(~11% of China's total)

GBA cities' positions and roles

GBA Cities in Tiers: ■ Core Cities ■ Tier 2 ■ Tier 3



Source: [HKGCC](http://hkgcc.com)

Why Enter GBA from Hong Kong?

Tax Benefits

- **Preferential tax policies** for HK-based companies in GBA cities
- **Lower withholding tax** for companies with Certificate of Resident Status in HK

Visa Facilitation

- **5-year multiple-entry visas** for foreign staff of HK companies
- **Visa-free access** for Non-Chinese HK permanent residents to Chinese Mainland (multiple entries for up to 180 days per visit)

Chinese Mainland and Hong Kong Closer Economic Partnership Arrangement (CEPA)

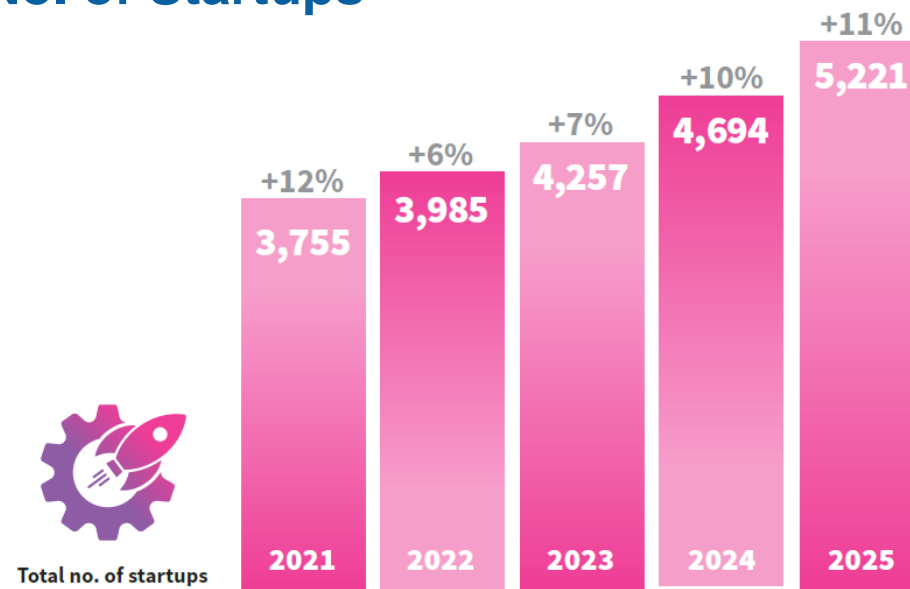
- **Preferential access** to the Mainland market for HK companies:
 - Finance
 - Construction & engineering
 - Testing & certification
 - Telecommunications
 - Films & television
 - Tourism
- **Immediate eligibility** for CEPA benefits after setting up in HK
- HK-invested enterprises can **adopt HK Law & choose for arbitration to be seated in HK**
- **Zero-tariff** on HK-origin goods entering Chinese Mainland
- **Acquire Mainland professional qualifications** via Mutual Recognition or Examination

DYNAMIC ECOSYSTEMS

Dynamic Startup Ecosystem

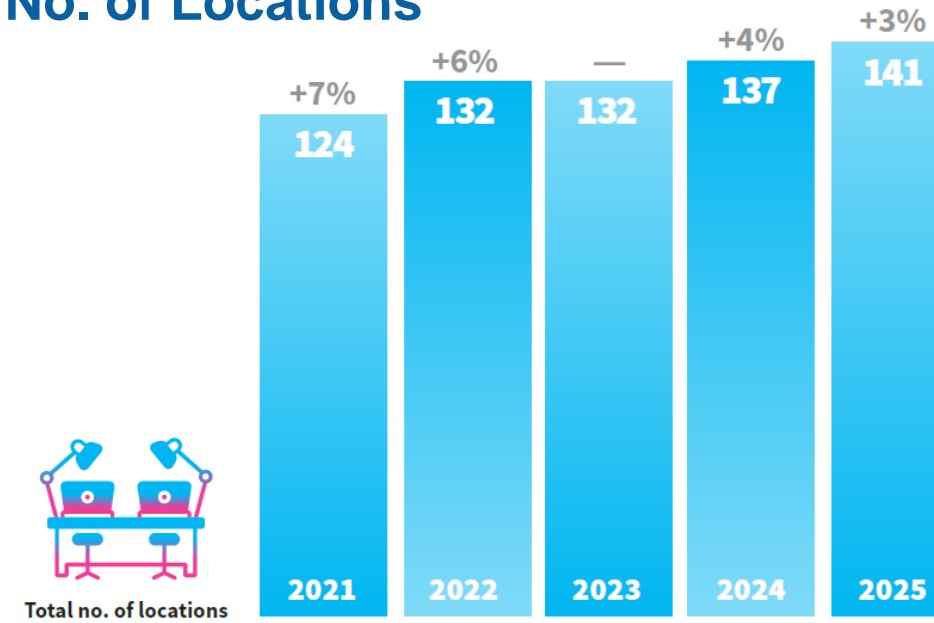
5,221 startups, **+39%** vs 2021

No. of Startups



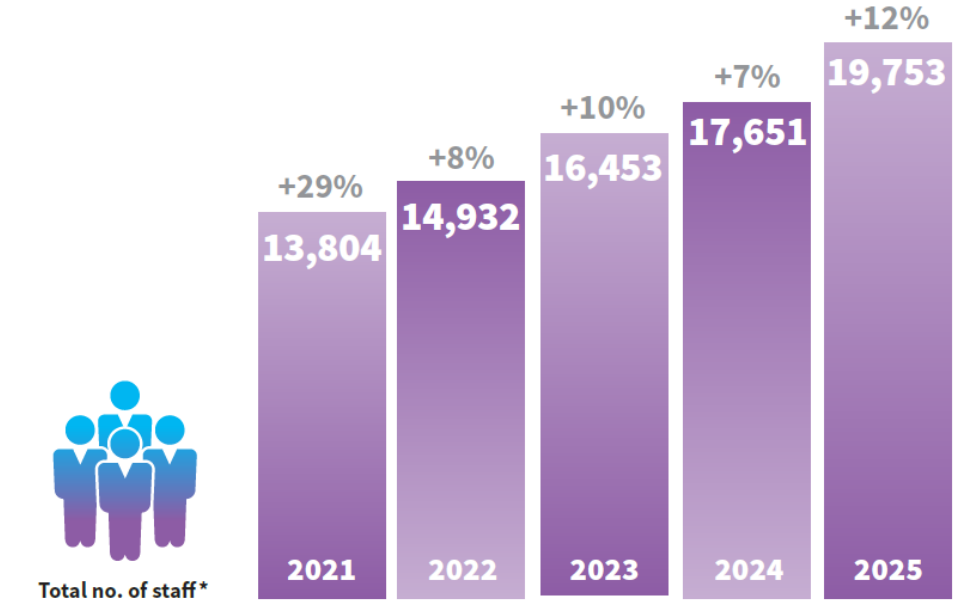
141 locations of co-work spaces/ incubators/ accelerators, **+14%** vs 2021

No. of Locations



19,753 employees, **+43%** vs 2021

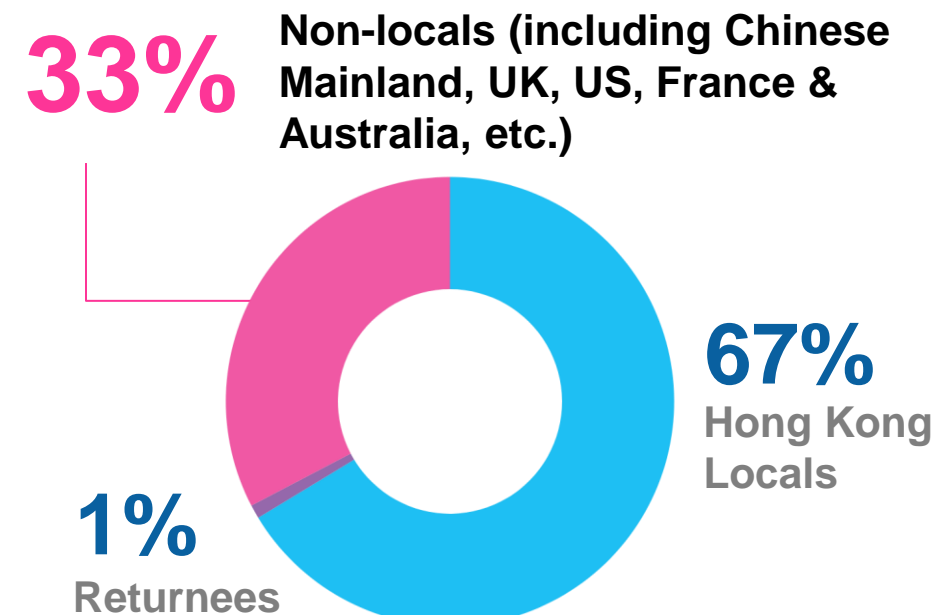
No. of Staff



Top 5 Industries of Startups

- FinTech
- Information, Computer & Technology
- BioTech
- Education and Learning
- Health and Medical

Origin of Founders



Home-grown Unicorns



Source: Hong Kong Startups Survey 2025

DYNAMIC ECOSYSTEMS

Hong Kong – A Hub for FinTech Innovation

Overview

World's **#1** FinTech

Global Financial Centres Index by UK-based Z/Yen



1,200+ FinTech Organisations Operating in Hong Kong



230+ Web3-related Tech firms in Cyberport



8 Virtual Banks

4 Virtual Insurers

12 Licensed Virtual Asset Trading Platforms



11 Non-bank SVF licensees

4 Licensed Banks Issuing SVFs

FinTech Unicorns in Hong Kong



Highly diverse range of FinTech companies:

- WealthTech
- Blockchain application/software
- Payments and remittance
- Digital asset & cryptocurrency software
- FinTech enterprise solutions
- InsurTech
- FinTech private investment
- Compliance & RegTech

Latest Policies to enhance Hong Kong's FinTech Ecosystem:

- **Innovative Services:** Central Bank Digital Currencies (CBDCs), mobile payments, virtual banks, and assets
- **AI Policy:** Guidelines on AI in finance
- **Cross-Boundary CBDC:** Hong Kong Monetary Authority to expand mBridge platform participation.
- **Enhanced Licensing Regime for Virtual Asset Trading Platforms:** 12 licensed platforms since Jun 2023
- **Tokenisation & Digital Money:** Project Ensemble for asset tokenisation; stablecoin testing sandbox
- **Digital Securities:** Digital Bond Grant Scheme for capital market tokenisation

Source:

- [FintechHK 2025](#)
- [Policy Address 2025](#)
- [Global Financial Centres Index \(GFCI\)](#)
- [ISD](#)
- [SFC](#)
- [HKMA](#)



DYNAMIC ECOSYSTEMS

Hong Kong – A Hub for Innovation and Technology

<p style="text-align: center;">World's #1</p> <p style="text-align: center;">Innovation Clusters (Shenzhen-Hong Kong-Guangzhou)</p> <p style="text-align: center;">Global Innovation Index 2025</p>		<p style="text-align: center;">APAC's #2</p> <p style="text-align: center;">World Digital Competitiveness 2025</p> <p style="text-align: center;">Lausanne-based International Institute for Management Development</p>		<p style="text-align: center;">APAC's #4</p> <p style="text-align: center;">Hub for Development of New Technology</p> <p style="text-align: center;">Smart Centres Index by UK-based Z/Yen</p>	
<p>3 Global Top 50 Universities</p>	<p>World-class R&D Facilities</p>	<p>Vibrant Startup Ecosystem</p>	<p>Access to Capital & Fund Raising</p>	<p>Government Policies & Incentives</p>	<p>Springboard for Growth</p>

香港大學
THE UNIVERSITY OF HONG KONG
 香港中文大學
The Chinese University of Hong Kong
 香港科技大學
THE HONG KONG UNIVERSITY OF SCIENCE AND TECHNOLOGY

INOCHK
 HONG KONG-SHENZHEN INNOVATION AND TECHNOLOGY PARK
ASTRI
 HKRITA
 MRDI
 LSGM
 NAMI

HKSTP 數碼港
Cyberport
 南豐作坊
the mills fabrica
 ALIBABA ENTREPRENEURS FUND

HKEX 香港交易所
 HKIC 香港投資管理有限公司
Hong Kong Investment Corporation Limited
 InvestHK FamilyOfficeHK

Innovation and Technology Commission
The Government of the Hong Kong Special Administrative Region of the People's Republic of China

粵港澳大灣區
Greater Bay Area
 北部都會區
Northern Metropolis
 一帶一路·香港
BELT AND ROAD INITIATIVE · HONG KONG

Source:

- [Global Innovation Index 2025](#)
- [Smart Centres Index by UK-based Z/Yen released in May 2025](#)
- [IMD World Digital Competitiveness Ranking 2025](#)

Hong Kong – A Vibrant Metropolitan City

World-class Events Capital



Sports, arts & cultural events
 HK's Kai Tak Sports Park is on TIME's World's Greatest Places 2026 list

Global Foodie Feast



Diverse array of international cuisines with over 70 Michelin-starred restaurants

Nature-filled City



Easily accessible hiking trails & beautiful beaches

Highly Accessible City



Best public transport city in the world

Cashless City



98% penetration rate of e-payment (Octopus card/ credit cards/ e-wallets)

Multi-cultural City



An open society embracing different ethnicity, religion and backgrounds

Source
 • [Time Out Magazine](#) (Mar 2025)
 • [TIME Magazine](#)

Living and Working in Hong Kong

APAC's **#1** World's **#4**
World Talent Ranking 2025
 International Institute for Management Development (IMD)



“ *I am here because I enjoy the city, I love everything about Hong Kong.* ”
 - Judd Trump
 Professional Snooker Player

Discover Your Eligible Talent Admission Schemes & Subsidy Schemes

Admission Schemes

- Top Talent Pass Scheme (TTPS)
- Technology Talent Admission Scheme (TechTAS)
- Quality Migrant Admission Scheme (QMAS)
- General Employment Policy (GEP)
- Admission Scheme for Mainland Talents and Professionals (ASMP)

More Admission Schemes:



Subsidy Schemes

Research Talent Hub (RTH)

Wage subsidy for a maximum of 4 research staff for up to 3 years
 Ph.D. US\$4,481/month
 Master US\$2,945/month
 Bachelor US\$2,560/month

Living Allowances

US\$15,363 / year

For PhD holders subsidised under Research Talent Hub

More Subsidy Schemes:



Source:
 • [HK Talent Engage](#)
 • [Immigration Department](#)
 • [Innovation and Technology Commission](#)

The amounts in US\$ are shown for reference only. Please refer to the amounts in Hong Kong dollars.


3

**New Engines for
Economic Growth**





NORTHERN METROPOLIS



AI & DATA SCIENCE



LIFE & HEALTH TECHNOLOGY

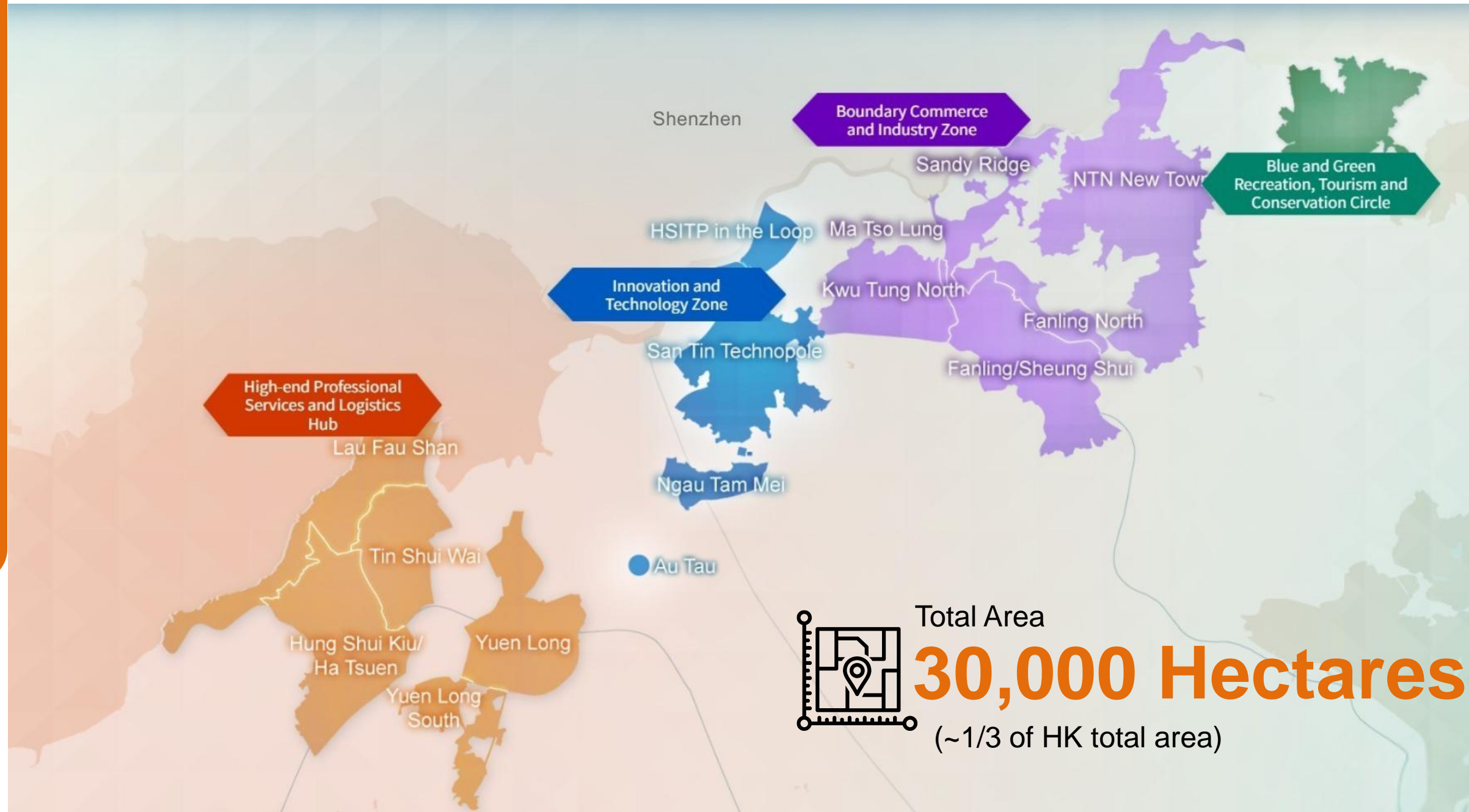


CREATIVE INDUSTRY HUB

The New Company
Re-domiciliation Regime



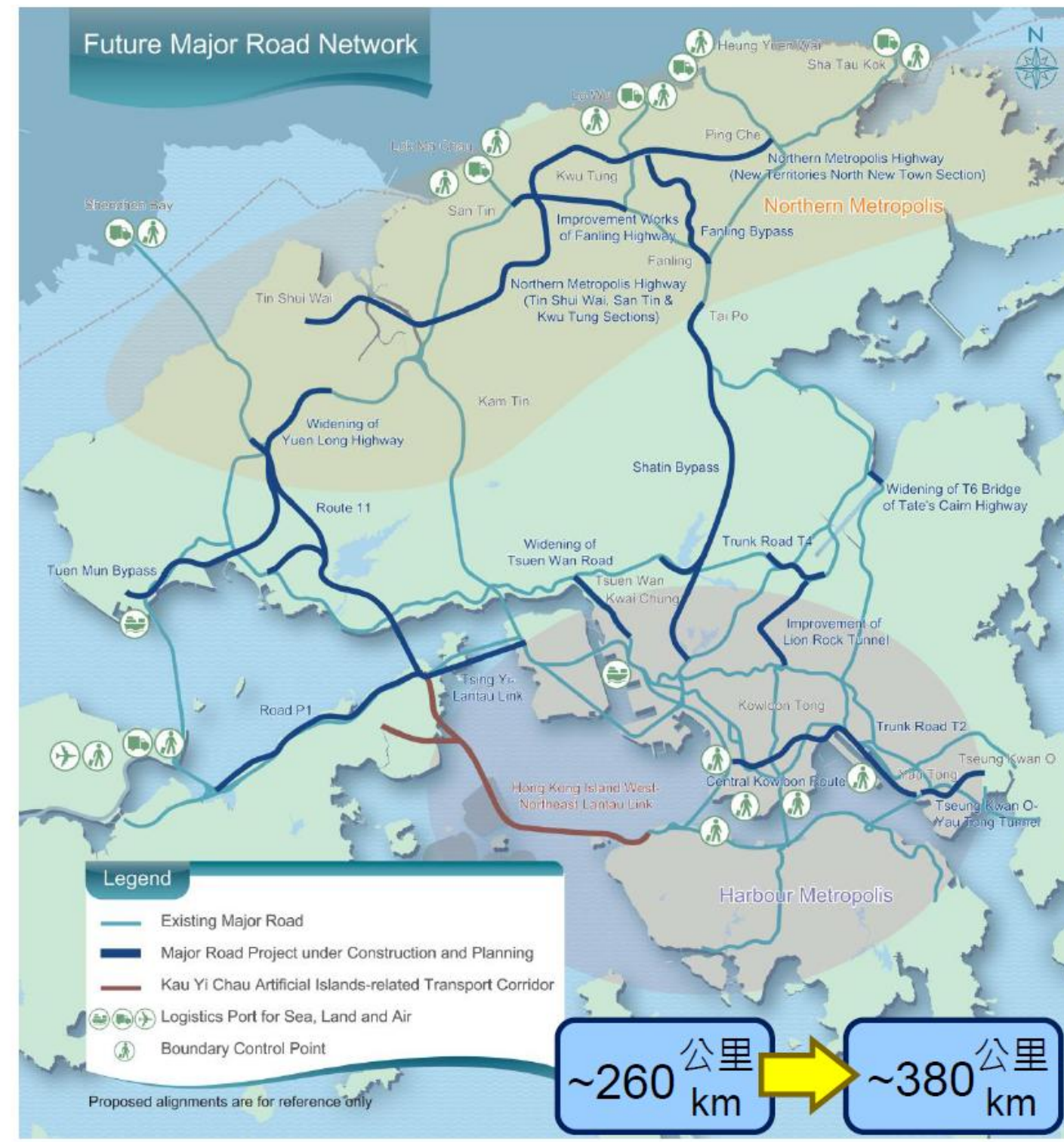
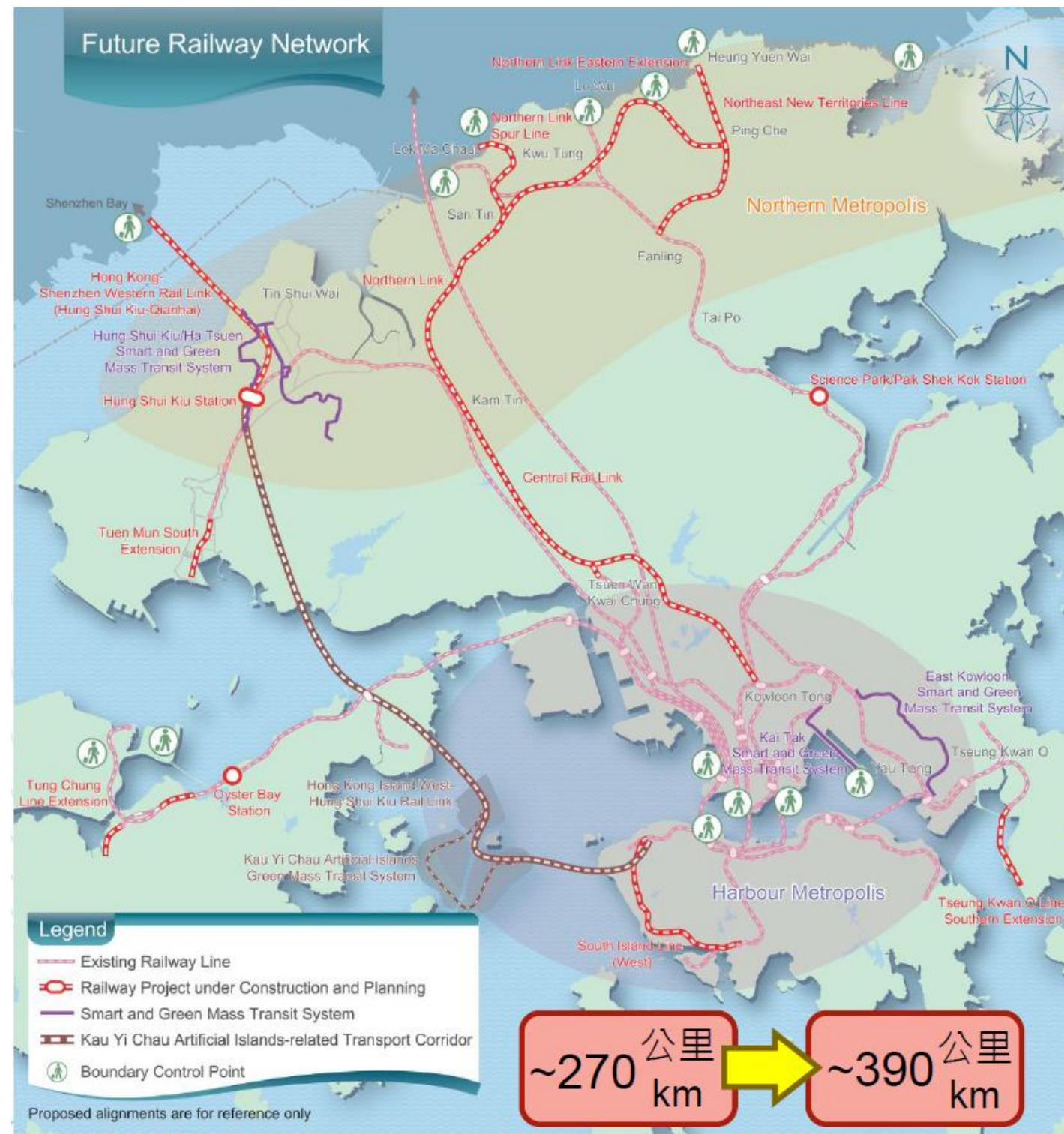
The Northern Metropolis (NM): Launchpad for Global Innovation & Technology



- Fast rising as a world-class hub for innovation and technology: 35 companies committed **over US\$12 billion** to co-develop NM
- Strategic location next to Shenzhen enables seamless integration with **GBA supply chains**
- Covers one-third of Hong Kong's total area— supports diverse industries, enterprise scales, and tech sectors
- Close connection with **San Tin Technopole** (including the Hong Kong-Shenzhen Innovation and Technology Park in the Loop)
- Chief Executive-led Committee on NM development and dedicated set of laws to be introduced to ensure efficient, coordinated development



Major Transport Infrastructure Development Blueprint of the NM



Source: [Major Transport Infrastructure Development Blueprint](#) (Dec,2023)

Mature Ecosystem for AI & Data Science Industries


Global AI Powerhouse¹

500
AI organisations
driving innovation

290
AI companies
across 14 industries

180+
international
AI investors

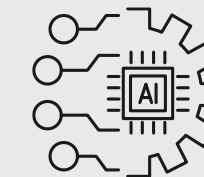
30
innovation hub
fostering collaboration



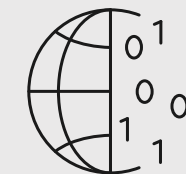
Government Support²



HK\$3bn
(~US\$384m)
Frontier Technology
Research Support Scheme
(FTRSS)



HK\$1bn
(~US\$128m)
Hong Kong AI Research
& Development Institute
(AIRDI)




10 hectares
data facility cluster
at Sandy Ridge



Expand the Application of AI²

- **Government services**
 - Data analysis, customer service & document processing
 - Develop **own AI solutions**
- **Business applications:**
 - The DEVB provides **subsidies** to encourage the application of AI in private sector construction works (Artificial Intelligence Subsidy Scheme, Construction I&T Fund)



Source:
1. [FSDC](#) 2. [Policy Address 2025](#)

Hong Kong – A Flourishing Hub for Life & Health Technology



Research Excellence

- **2 world's top 30 medical schools:**



- First-class **researcher and talent** base (e.g. InnoHK L&HS cluster)

Quality Healthcare
System & Clinical Trials

- Comprehensive **dual-track healthcare system** comprising public & private systems
- Globally recognised **clinical trials data**
- Set up the **International Clinical Trial Academy**

粵港澳大灣區國際臨床試驗所

GBAICTI

Government Favorable
Policies

- Streamline and speed up the **approval of all new drugs**, including vaccines and advanced therapy products (**1+ mechanism**)
- Establish **Hong Kong Centre for Medical Products Regulation** to advance the adoption of "**primary evaluation**"

Gateway to the GBA &
New Markets

- **"Medical Connect"** — Measure of using HK registered drugs & medical devices used in HK public hospitals in the GBA
- GBA Clinical Trial Collaboration Platform & Real-world Clinical Data Platform

Hong Kong – Asia’s Creative & Cultural Business Hub

02

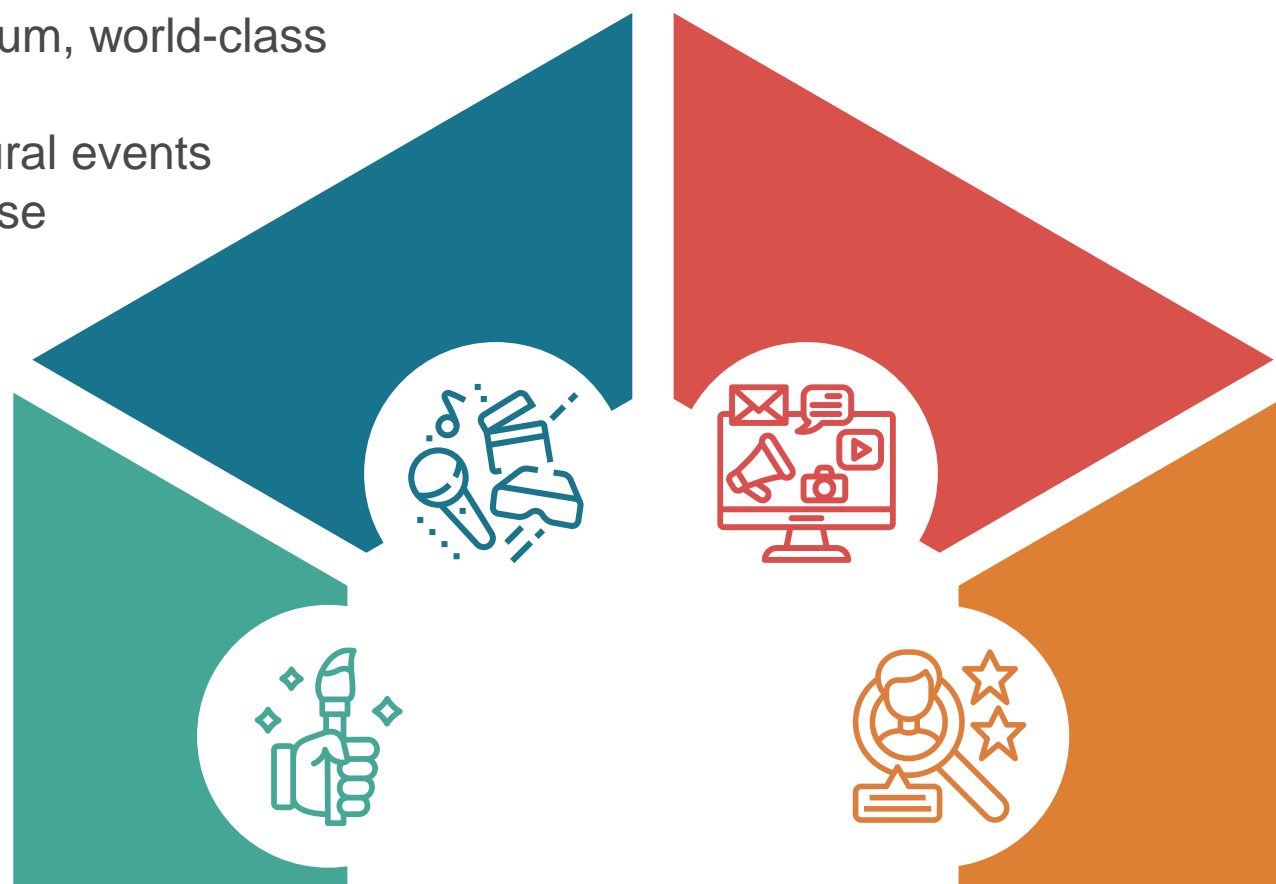
Sports & Entertainment

- Kai Tak Sports Park – 50,000-seat stadium, world-class venue for events
- Funding support for mega arts and cultural events
- Primary co-production partner for Chinese Mainland in film and television

01

Vibrant Art Ecosystem

- Premium **arts trading** hub
- China (including Chinese Mainland & Hong Kong): **3rd largest** global art market
- Diversified art fairs & galleries
- No sales tax/ import export tax
- Rich pool of high-net-worth Individuals/ art collectors



03

Ideal Marketing & Showcase Platform

- Highly developed consumer market, **home** to multinational brands
- Strategic location for access to APAC/ China/ GBA market

04

East-meets-west Creative Talent Pool

- Multilingual, sophisticated skillset in marketing, film/ video production, art & culture
- New talents attraction schemes

Centre for International Cultural Exchanges

Source:
 • [Art Market Report 2025](#)
 • [Policy Address 2025](#)

Cultural and Creative Industries Development Agency



West Kowloon Cultural District



Kai Tak Sports Park



Art Hub@SKYTOPIA



The New Company Re-domiciliation Regime

Effective from **23 May 2025**, the new regime facilitates non-HK-incorporated companies to re-domicile to HK



No need to go through complicated and costly judicial procedures



Maintain legal identity as a body corporate



Business continuity

4 Types of Companies Eligible to Re-domicile to HK:

01

Private companies limited by shares

02

Public companies limited by shares

03

Private unlimited companies with a share capital

04

Public unlimited companies with a share capital

Remarks:

- Companies are not allowed to change their company types during the re-domiciliation process
- The regime does not allow outward re-domiciliation (i.e. re-domiciling from Hong Kong to other jurisdictions)

Apply via Companies Registry (CR)



公司註冊處
COMPANIES REGISTRY

Within **2 weeks** after submitting all required documents and information, you can:

Mitigate the risk imposed by international trade uncertainties

01

Tap into the enormous Asia Market

02

Prepare for IPO/dual-listing to raise capital

03



Further Information:

- Re-domiciliation procedures
- Guide on company re-domiciliation
- Forms
- FAQs

**ONE TEAM WITH
ONE MISSION**

4

How InvestHK Can Help



4

How InvestHK Can Help

We support overseas and Chinese Mainland companies and institutions, from MNCs to startups, to **plan, set up their business in HK, and to expand their operations and international reach via HK:**



PLANNING

- Strategic guidance on business decisions
- Connections with consulates, chambers of commerce, and business associations
- Advice on living and working in Hong Kong



SET-UP

- Assistance with licensing & visas
- Introductions to service providers and government departments
- Guidance on tax, regulations, and sector-specific opportunities



LAUNCH

- Connections to lawyers, accountants, HR specialists, and real estate firms
- Marketing and PR support



EXPANSION

- Tools and advice for sustainable growth
- Ongoing marketing and PR support

4

How InvestHK Can Help

InvestHK's Local & Global Network

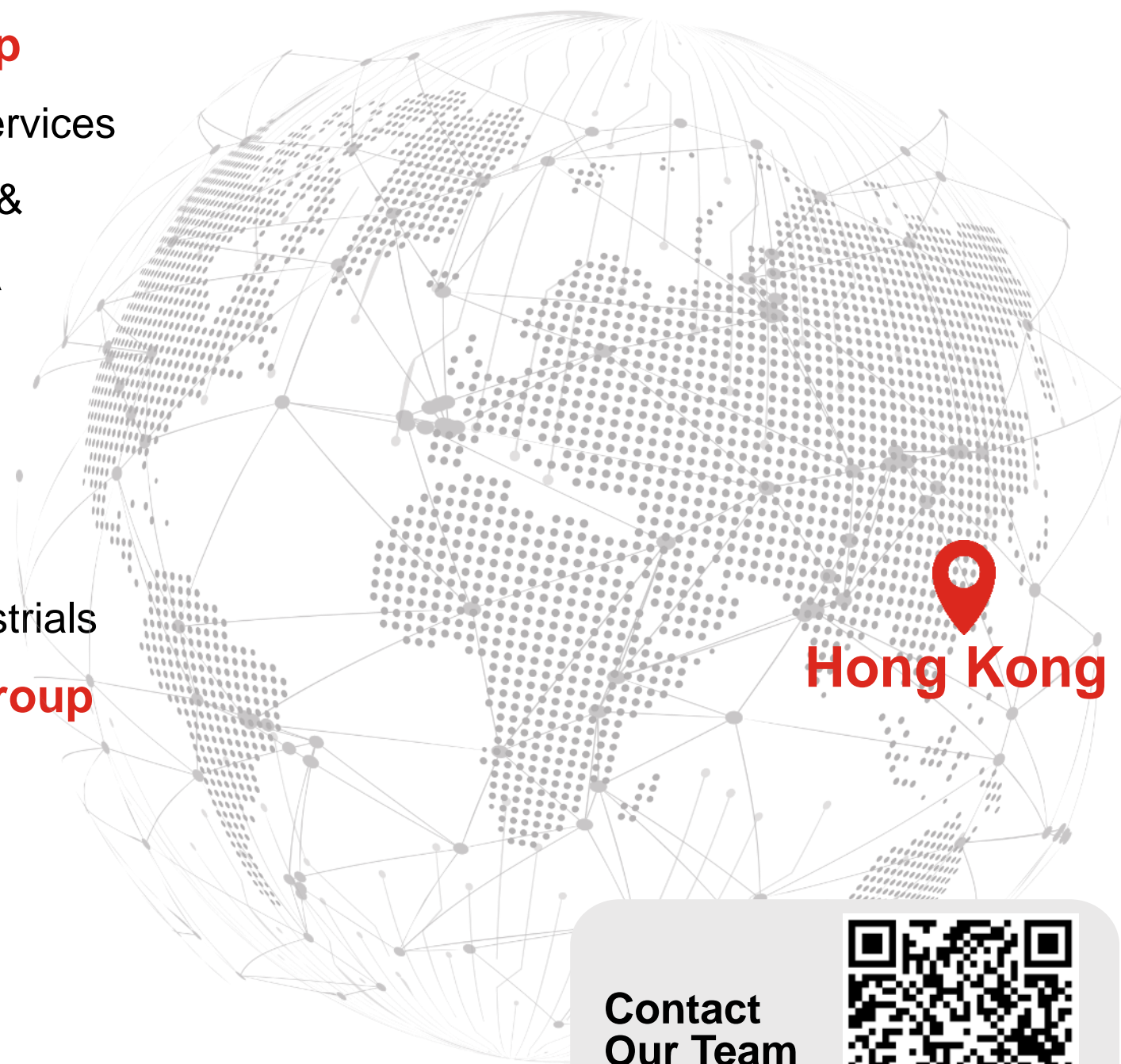
HK Headquarters

Industries Coverage Group

- Business & Professional Services
- Consumer & Hospitality
- Creative Industries, Sports & Entertainment
- Digital Technologies & Data Infrastructure
- Family Office
- Financial Services
- Financial Technology
- Innovation & Technology
- Life & Health Sciences
- Startups
- Sustainability
- Transport, Logistics & Industrials

Geographical Coverage Group

- China Markets
- International Markets
- Consulates and Chambers



Contact Our Team



Global Network

China

- 📍 Hong Kong
- 📍 Beijing
- 📍 Chengdu
- 📍 Guangzhou
- 📍 Shanghai
- 📍 Wuhan

Asia Pacific

- 📍 Almaty
- 📍 Bangkok
- 📍 Jakarta
- 📍 Mumbai
- 📍 Seoul
- 📍 Singapore
- 📍 Sydney
- 📍 Tokyo

Middle East & Africa

- 📍 Cairo
- 📍 Dubai
- 📍 Jerusalem
- 📍 Nairobi

Europe

- 📍 Berlin
- 📍 Brussels
- 📍 Gothenburg
- 📍 Istanbul
- 📍 Izmir
- 📍 London
- 📍 Milan
- 📍 Moscow
- 📍 Oslo
- 📍 Paris

Americas

- 📍 Lima
- 📍 Mexico City
- 📍 New York
- 📍 Rio de Janeiro
- 📍 Santiago
- 📍 San Francisco
- 📍 Toronto

📍 Head Office

📍 Investment Promotion Units in Hong Kong Economic and Trade Offices

📍 Consultant Offices

4

How InvestHK Can Help



Get in Touch

-  24/F, Fairmont House,
8 Cotton Tree Drive,
Central, Hong Kong
-  (852) 3107 1000
-  investhk.gov.hk
-  enq@investhk.gov.hk

Check out our website



Contact our team



Startup

- HKSTP IDEATION** [HK\$100k]
- HKSTP Ventures**
- HKSTP Incubation Programme** [Incubation: HK\$1.29M] [Incu-Bio: HK\$6M]
- HKSTP Co-Acceleration Programme** [HK\$15.6M]
- Cyberport Creative Micro Fund (CCMF)** [HK\$100k]
- Cyberport Incubation Programme (CIP)** [HK\$500k]
- Cyberport Accelerator Support Programme (CASP)** [HK\$300k]
- Market Development Support Scheme (MDSS)** [HK\$200k]
- Cyberport Macro Fund (CMF)** [HK\$400M]
- Design Incubation Programme (DIP)** [HK\$520k]
- Technology Start-up Support Scheme for Universities** [HK\$16M]
- Innovation and Technology Venture Fund (ITVF)** [1:2]

R&D

- Innovation & Technology Support Programme (ITSP)** [Platform/Seed/ Collaborative Project]
- Enterprise Support Scheme (ESS)** [HK\$10M per project, 1:1]
- Research Talent Hub (RTH-ITF/SPC/TC/NIAS)** [4 R&D Talents]
- Public Sector Trial Scheme (PSTS)** [PSTS-ITF - 50% or 100%] [PSTS-SPC/TC - HK\$1M]
- Technology Talent Admission Scheme (TechTAS)** [HK\$200k]

Training

- New Industrialisation Technology Training Programme (NITTP)** [HK\$250k per year, 1:1]
- Professional Training on Smart and Green Logistics Scheme (PTSGLS)** [HK\$30k or 80% per applicant]

NGO

- General Support Programme (GSP)** [9:1]
- Professional Services Advancement Support Scheme (PASS)** [HK\$3M, 9:1]
- Trade and Industrial Organisation Support Fund (TSF)** [HK\$5M, 9:1]
- Pilot Scheme for Characteristic Local Tourism Events** [HK\$5M, 7:3]
- Logistics Promotion Funding Scheme (LPFS)** [100%]

Business Expansion

- SME Export Marketing Fund (EMF)** [HK\$1M, 1:3]
- Dedicated Fund on Branding, Upgrading and Domestic Sales (BUD)** [Mainland/FTA & IPPA HK\$7M, 1:3]
- BUD Fund (Easy BUD)**
- BUD Fund (E-Commerce Easy)**

Manufacturing

- Cleaner Production Partnership Programme (CPPP)** [Assessment - HK\$45k, 1:1] [Project(I)/(II) - HK\$450k/650k - 750k, 1:1]
- New Industrialisation Funding Scheme (NIFS)** [HK\$45M, 1:2] *3 project applications at any one time
- New Industrialisation Acceleration Scheme (NIAS)** [HK\$200M, 1:2] *Maximum 2 approved projects for each enterprise

Technology

- Smart Traffic Fund** [Research & Application HK\$20M / Pure Research HK\$8M, Public 9:1/Corporate 5:5]
- Green Tech Fund (GTF)** [Enterprise HK\$20M, 2:1 / Public HK\$30M]

Loan & Insurance

- SME Financing Guarantee Scheme (SFGS)** [90% Guarantee, HK\$8M] [80% Guarantee, HK\$18M] [50%, 60%, 70% Guarantee, HK\$12M]
- Export Credit Insurance (ECI)**

Industry Specific

- Pilot Subsidy Scheme for Third-party Logistics Service Provider (TPLSP)** [HK\$2M, 2:1]
- New Energy Transport Fund (NETF)** [HK\$12M]
- Construction I&T Fund (CITF)** [HK\$7.5M, 70%]
- Chinese Medicine Development Fund [Enterprise & Industry Support]**
- Recycling Fund [Enterprise & Industry Support]** [HK\$15M, 1:1]
- Fashion Incubation Programme (FIP)** [HK\$250k]
- CreateSmart Initiative (CSI)** [Design/Non-design related]
- Development Fund for the Travel Industry** [Training Activities HK\$30k per year]
- Sustainable Fisheries/Agriculture Development Fund**
- Farm Improvement Scheme**
- Loan Fund by AFCD**
- I&T Fund for Application in Elderly and Rehabilitation Care**
- Film Development Fund (FDF)**

For full list of Government Funding Schemes, please refer to:



Note:
[Amount in HK\$, Government and Enterprise matching basis (Government : Enterprise)] -
The amount indicates the ceiling of funding under different conditions.
Please refer to the respective application guidelines of individual funding schemes



2025 Hong Kong Equity Capital Markets Review

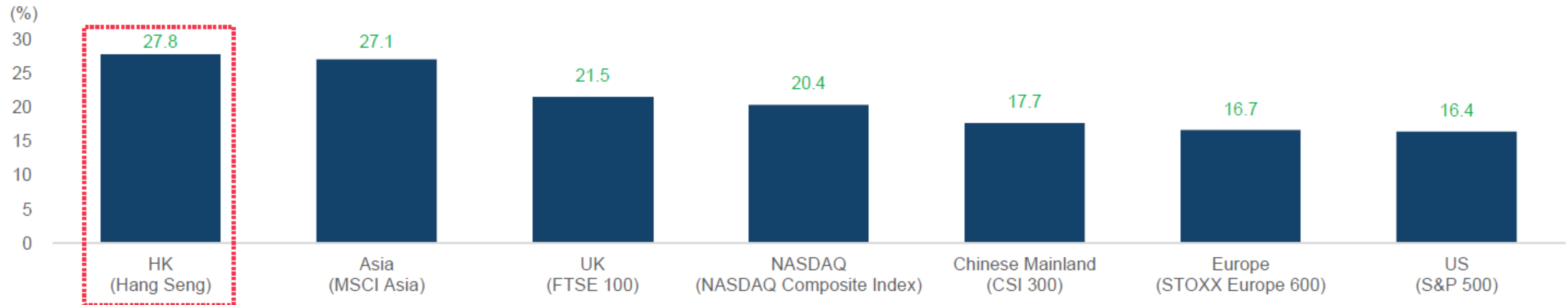
Global Issuer Services

January 2026

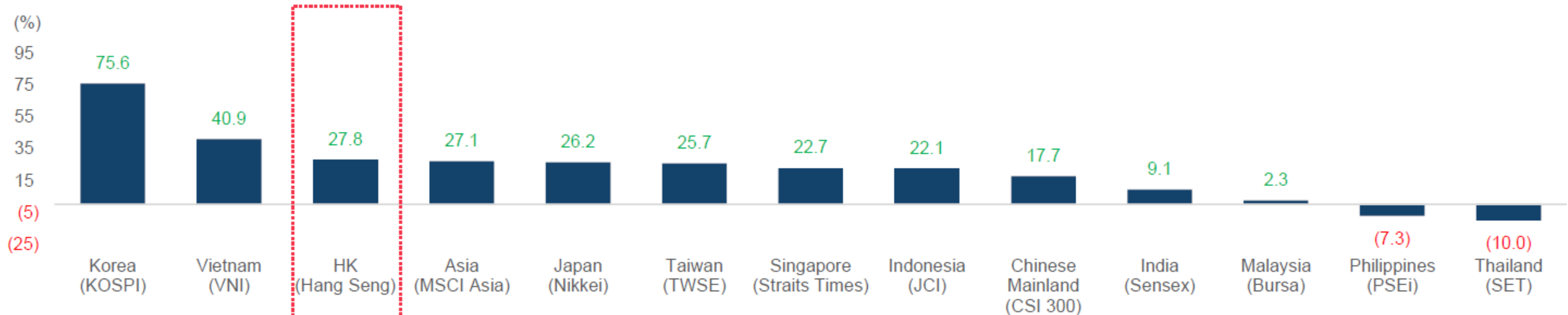
HKEX
香港交易所

HK (HSI) was the Best Performing Major Equity Index in 2025

2025 Market Performance of Major Market Indices



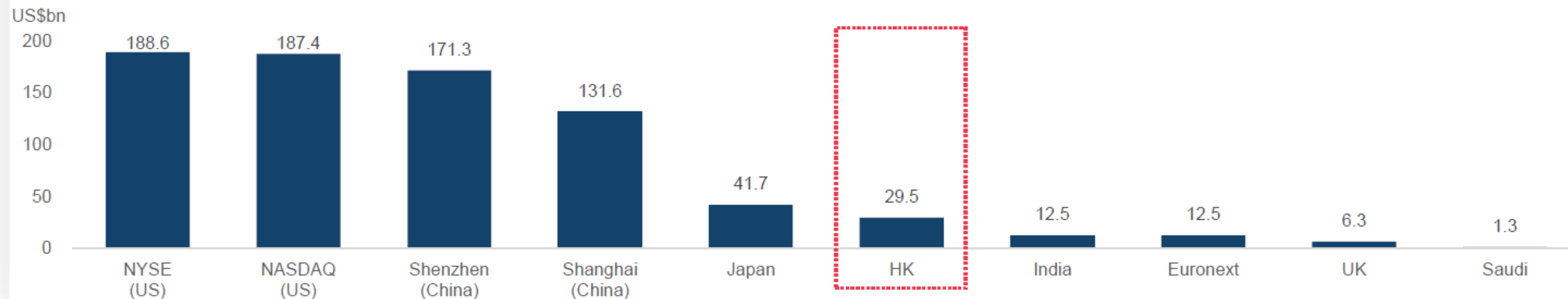
2025 Market Performance of Key Asia Indices



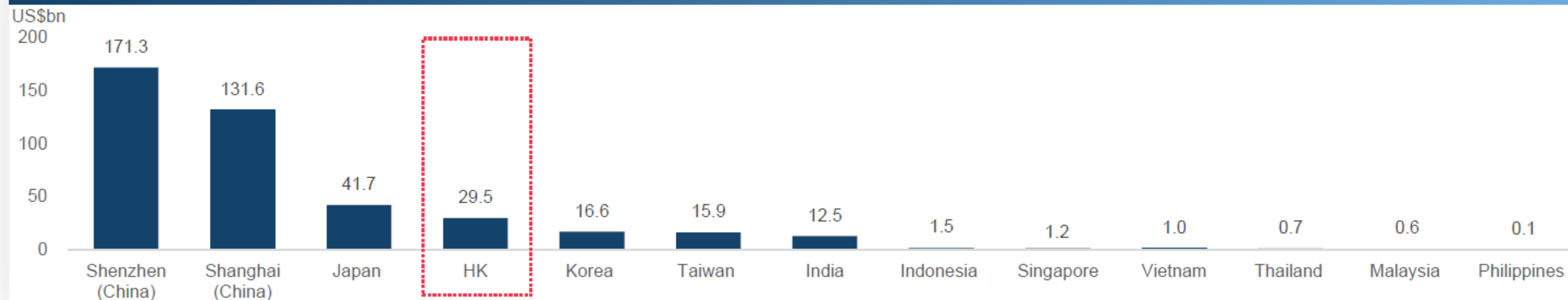
Source: Bloomberg as of 31 Dec 2025

HK is One of the Most Liquid Markets Regionally and Globally

Exchange Liquidity of Major Markets



Exchange Liquidity of Key Asia Markets



Sources: Bloomberg, World Federation of Exchanges and exchange websites, as of 31 Dec 2025

Notes:

1. Respective exchanges comprise all boards/markets consolidated under the exchange

2. Monthly market statistics as of Nov 2025, except for HKEX as of Dec 2025

3. Liquidity on 3-month basis

HK Is the #1 IPO Market Globally and 3rd Most Active Geography for All ECM Issuance

#1 in IPO Volume				Top 3 in All ECM Volume				Top 3 in Follow-on Issuance			
Ranking	Exchange	No. of Deals (#)	Deal Value ¹ (US\$mm)	Ranking	Exchange	No. of Deals (#)	Deal Value ¹ (US\$mm)	Ranking	Exchange	No. of Deals (#)	Deal Value ¹ (US\$mm)
1	Hong Kong (HKEX)	115	37,416	1	NASDAQ	1,544	243,392	1	NASDAQ	1,372	215,636
2	NASDAQ	172	27,757	2	New York (NYSE)	497	186,101	2	New York (NYSE)	435	163,782
3	India (NSE+BSE)	373	22,963	3	Hong Kong (HKEX)	570	103,377	3	Hong Kong (HKEX)	455	65,960
4	New York (NYSE)	62	22,319	4	India (NSE+BSE)	572	64,556	4	India (NSE/BSE)	199	41,593
5	Shanghai (SSE)	55	14,829	5	Euronext	322	39,562	5	Euronext	295	38,811
6	Shenzhen (SZSE)	51	12,796	6	Japan (JPX)	215	35,620	6	Japan (JPX)	147	27,223
7	Japan (JPX)	68	8,397	7	Shanghai (SSE)	141	35,574	7	Canada (TSX)	523	26,712
8	NASDAQ Nordic	20	7,905	8	Canada (TSX)	545	28,931	8	Australia (ASX+NSX+SSX)	1233	24,935
9	Saudi Arabia (Tadawul)	38	4,204	9	Australia (ASX+NSX+SSX)	1275	28,158	9	London (LSE)	364	21,427
10	Australia (ASX+NSX+SSX)	42	3,222	10	NASDAQ Nordic	253	23,817	10	Shanghai (SSE)	86	20,745



Source: Dealogic as of 31 Dec 2025

































Notes:

1. Excludes SPAC ECM transactions
2. Respective exchanges comprise all boards / markets consolidated under the exchange

3. The deal value of ECM transactions by HK / US dual-listed issuers is fully attributed to both HK and the US exchanges

Successful Listing of Landmark HK IPOs in 2025

8 US\$1bn+ IPOs Transactions in 2025

	 CATL (3750.HK)	 Hengrui Pharma (1276.HK)	 Foshan Haitian (3288.HK)	 Zhejiang Sanhua (2050.HK)	 Chery Automobile (9973.HK)	 Zijin Gold International (2259.HK)	 Sany Heavy (6031.HK)	 Seres Group (9927.HK)
Headline	Second largest IPO globally since 2023	Second largest healthcare IPO globally in 2025	Largest consumer IPO globally in 2025	Second largest pure industrials IPO globally in 2025	Second largest auto IPO globally in the last 3 years	Third largest single venue IPO globally in 2025	Largest pure industrials IPO globally in 2025	Second largest auto IPO globally in the past 3 years
Company Description	World's largest¹ EV and ESS battery supplier	Leading innovative global pharmaceutical company with a leading position among Chinese pharma	China's largest² condiment producer	World's largest³ manufacturer of refrigeration and air conditioning control components	Second largest⁴ domestic passenger vehicle manufacturer in China	Leading global producer; spin-off of overseas gold arm of Zijin Mining Group	World's third largest⁵ and China's largest construction machinery company	World's fourth profit-making ⁶ new energy vehicle company in the world
Current Market Cap (US\$bn)	241.7	56.7	30.7	31.9	23.6	50.2	27.7	31.6
Sector	Industrials / EV Battery	Healthcare / Pharma	Consumer / F&B	Industrials / Home Appliances	Industrials / Automobile	Industrials / Mining	Industrials / Machinery	Industrials / EV
Pricing Date	16 May 25	20 May 25	16 Jun 25	19 Jun 25	23 Sep 25	25 Sep 25	24 Oct 25	31 Oct 25
Deal Size (US\$mm)	5,252	1,452	1,347	1,368	1,176	3,693	1,975	1,838
% Company Sold	3.4	3.9	5.0	11.3	5.2	15.0	7.8	6.2
Pricing Relative to Range	N/A – Max Price Only	100%	100%	100%	100%	Fixed Price	100%	100%
Upsize Option % Exercised	✓ (15%)	✗ (15%)	✓ (6%)	✓ (15%)	NA	NA	✓ (15%)	✓ (15%)
Cornerstone Investment (US\$mm)	2,630	533	595	562	587	1,600	758	828
Cornerstone as % Base Offering	58%	42%	46%	46%	50%	50%	44%	45%
Key Cornerstone Investors	  	  	  	  	  	  	  	  
Subscription (x) (Institutional / Retail)	15.2x / 151.2x	17.1x / 454.9x	22.9x / 918.2x	23.6x / 747.9x	11.6x / 308.2x	20.4x / 240.7x	14.0x / 52.9x	8.6x / 132.7x
Aftermarket Performance (1D / 1M / Current)	16% / 13% / 92%	25% / 28% / 62%	1% / (2%) / (11%)	<(1%) / 24% / 70%	4% / 4% / <1%	69% / 69% / 104%	3% / <1% / 6%	0% / (12%) / (19%)
ADT Since Listing (US\$mm) – HK / A share (if applicable)	156.4 / 1,156.5	25.0 / 246.8	5.1 / 51.5	96.4 / 1,128.5	9.0 / NA	80.6 / NA	8.9 / 162.8	16.6 / 286.5

Sources: Dealogic, Bloomberg, HKEX as of 31 Dec 2025

Notes:

1. For the eighth consecutive year in 2024; currently holding 38% of the global market
2. By volume for 28 consecutive years

3. By revenue in 2024

4. By sales volume in 2024

5. By core construction machinery's cumulative revenue from 2020 to 2024

6. By net profit in 2024

HK Increasingly Attractive for International Issuers


7 International Issuer IPOs Completed in 2025



(in US\$m unless specified)	Nanshan Aluminium International	Mirxes	IFBH	Jiaxin International Resources	Zijin Gold International	Softcare	Insilico Medicine
Listing Date (2025)	25 Mar	23 May	30 Jun	28 Aug	30 Sep	10 Nov	30 Dec
Sector	Industrials – Metal & Mining	Healthcare – Biotech	Consumer – Beverage	Industrials – Metal & Mining	Industrials – Metal & Mining	Consumer – Personal Care	Healthcare – Biotech
Transaction Highlights	• 2 nd largest aluminium producer in SEA, spun-off from Nanshan Aluminium (600219.SH)	• The 1 st and only firm with approved IVD products for molecular gastric cancer screening	• 2 nd largest coconut water player globally, market leader in Hong Kong / China	• Tungsten mining company developing the Boguty Project, world's largest open-pit tungsten mine	• Leading gold mining company, formed through consolidating Zijin Mining's overseas gold assets	• 1 st Dubai-HQ company with significant MENA business exposure specialising in hygiene products	• AI-powered biotech focused on drug discovery and development, with several AI-designed drugs in clinical trials
Home Market	Indonesia	Singapore	Thailand	Kazakhstan	Global	UAE / Africa	US / UAE / Greater China
Deal size / Mkt Cap. at IPO	306 / 2,010	139 / 825	170 / 944	177 / 615	3,693 / 24,144	307 / 1,930	293 ¹ / 1,837 ¹
Select Cornerstone Investors	INDIKA, GLENCORE, 震野股份 ZHENYUE CO., LTD.	FOSUN 复星, Jiujiang SASAC	SOUTHERN ASSET MANAGEMENT, Jane Street, UBS	Fullgoal, 中国信达 CHINA CINDA, 广发基金 GUANGFA FUND	BlackRock, GIC, HILLHOUSE, Schrodgers	ARC AVENUE (IDG), 博裕资本 BOYU CAPITAL, Morgan Stanley, EDH 鼎晖投资	Lilly, OAKTREE, Schrodgers, rtw
Aftermarket (Day-1 / 3-month)	(5.1%) / 19.9%	28.8% / 87.6%	42.1% / 9.5%	177.8% / 206.8%	68.5% / 101.8%	26.0% / 23.4% ²	24.7% / 54.4% ²
Liquidity - 3M ADTV	7.4	6.4	3.3	7.4	145.7	9.4 ²	103.5 ²
Southbound Inclusion	✓	✓	✓	/	✓	/	/

Upcoming Pipeline

4 Active A1 Filings



1 Announced



Sources: HKEX filings, Bloomberg, Dealogic, Factset market data as of 31 Dec 2025
1. Pre-shoe; 2. Performance / ADTV since IPO

Diverse Cornerstone Participation Including Prominent International Investors

- A broad spectrum of institutional investors participated as cornerstone investors in HK IPOs this year, with >270 investors¹ across multiple categories
- International investors are a prominent feature, with 40 HK IPOs¹ including international cornerstone investors in 2025
- High quality international long-onlys and SWFs have been amongst the most active investors in 2025

International Investors Are Among the Most Active Cornerstone Investors in HK IPOs in 2025

#	Investor	Region	Aggregate Cornerstone Investment (US\$mm)	# HK IPOs Cornerstoned
1	Hillhouse	China	1,045	10
2	GIC	Singapore	568	4
3	Sinopec	China	500	1
4	KIA	Kuwait	500	1
5	UBS GAM	Switzerland	413	12
6	Greenwoods	China	410	10
7	Perseverance	China	371	7
8	Schroders	UK	301	4
9	Chongqing SASAC	China	280	1
10	Boyu	China	240	6
11	Taikang Insurance	China	238	9
12	WT	HK/China	210	5
13	CPE	China	200	4
14	Oaktree	US	195	6
15	RBC GAM	Canada	193	4
16	China SOE Mixed-Ownership Reform Fund	China	190	1
17	Mirae	Korea	180	6
18	BlackRock	US	163	2
19	Mubadala	UAE	150	1
20	M&G Investments	UK	145	3

International Investors

High Quality Participants Across All Investor Categories²



Sources: HKEX, Bloomberg and Refinitiv

Notes:

1. Includes HK IPOs with deal size of US\$100mm or above
2. Investor names disclosed as cornerstone investors in HK IPOs in 2025