































# CORVUS TERRAIN GX4s

## STANDARD PACKAGES



















### GX4s EPS

-  4x2/4x4 System
-  Rear differential lock
-  Cargo box
-  Skid plate
-  Roof
-  Adjustable seats
-  Safety belt 3 points
-  Front hitch receiver
-  Rear 2" tow ball
-  Bottle storage
-  Mesh door
-  Electric power steering EPS

### GX4s PRO EPS

-  4x2/4x4 System
-  Rear differential lock
-  Cargo box
-  Skid plate
-  Roof
-  Adjustable seats
-  Safety belt 3 points
-  Front hitch receiver
-  Rear 2" tow ball
-  Bottle storage
-  Mesh door
-  Electric power steering EPS
-  Front windscreen
-  Front wiper system
-  Rear screen
-  Inner reaview mirror

### GX4s CAB

-  4x2/4x4 System
-  Rear differential lock
-  Cargo box
-  Skid plate
-  Roof
-  Adjustable seats
-  Safety belt 3 points
-  Front hitch receiver
-  Rear 2" tow ball
-  Bottle storage
-  Mesh door
-  Electric power steering EPS
-  Front windscreen
-  Front wiper system
-  Rear screen
-  Inner reaview mirror
-  Couresy light
-  Heating

MAKE THE TERRAIN MEET YOUR NEEDS



# STRONG AND POWERFUL, IN LESS SPACE





# TERRAIN GX4s

MAXIMUM COMFORT,  
IN MINIMUM SPACE



## AUTHENTIC OFF-ROAD DNA

The Terrain GX4s is a perfect example of a vehicle with unadulterated off-road DNA. Its powerful **570 EFI** petrol engine and its 4x4 differential lock system, provide the Terrain GX4s with unmatched power. An authentic and ideally sized all-terrain vehicle.



## A CARGO BOX THAT FITS THE BILL

The robust nature of the Terrain GX4s and its tilting steel cargo box make it easy to transport everything you need for your day-to-day life. The spacious rear box has a **250 kg** load capacity, making it incredibly efficient when it comes to transporting everything you need.



## THE MOST AGILE WORK VEHICLE

The size and qualities of the new Terrain GX4s combine to make it a nimble, easy-to-drive UTV that delivers perfect handling on all types of trails. With a ground clearance of **242 mm**, and a turning radius of **2.99 m**, the GX4s is more than able to negotiate all types of terrain.



## IDEAL COMPACT SIZE

The compact dimensions of the Terrain GX4s multiply the options for use of this UTV. Its **144.9 cm** wide allows it to develop transport tasks and services, its perfect size allows access by trails that others cannot. With a total load capacity of **440 kg**, the leader in its category.



## INCREDIBLE CAB COMFORT

The proportional dimensions of this UTV's cabin are one of its strong points. In two words, roomy and spacious. In addition, its ergonomic and intuitive driving position offers the worker a surprising level of comfort and a smooth driving experience that make for a satisfying working day.



## EASY TO DRIVE AND MAINTAIN

As is the case with all the vehicles in the CORVUS family, maintaining the Terrain GX4s is an extremely simple task. To gain access to the engine assembly, the oil and air filters, and the CVT belt, all you need to do is remove the cargo box in one swift movement.



## TECHNICAL SPECIFICATIONS

### DIMENSIONS / CAPACITIES

W x H x A	2.650 x 1.449 x 1.930 mm
Battle	1.806 mm
Clearance to the ground	242 kg
Dry weight	626 kg
Ability to shoot	869 kg
Capac. max. total load	440 kg
Fuel capacity	37,5 L

### ENGINE

Type	570 EFI petrol, single-cylinder
Characteristics	4 strokes. 561 cc
Cooling	Liquid
Power	42 cv / 31,4 kW / electric inyección
Engine torque	53,6 Nm / 5.500 rpm
Maximum speed	EU: T1a: 40 km/h, T1b: 60 km/h
Gearbox	Automatic CVT
Transmission	Automatic variator, L-H-N-R-P
	Traction 4x2/4x4 Rear differential lock.

### CHASSIS

Front tire	26x9. R12
Rear tire	26x11. R12
Rims	Steel 12"
Front and rear suspension	Both McPherson struts with 205 mm travel
Front brakes	Hydraulic discs with double piston
Rear brakes	Hydraulic discs
Hand brake	Mecanic
Protection	Underbody guard
Coupling	Front hitch adapter & 2" rear ball
Lighting	LED (rear)
Turning radius	2.99 m
Nº de passenger	2

### CARGO BOX

dimensions(L x W x H)	900 x 1.191 x 300
Material	Steel
Load capacity	250 kg

### COLOUR



### HOMOLOGATION

EU T1b

