

BVEM150kW Hydraulic Vibroflot

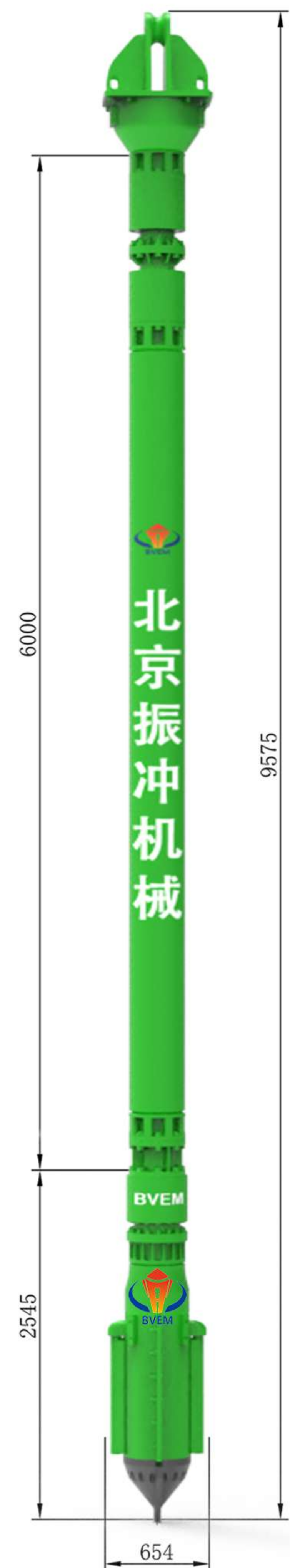
◆▶ Technical Parameters

BJVH-350-150 Hydraulic Vibroflot

Main Parameters	Unit	Numerical Value
Weight	kg	1200
Length	mm	2150
Power	kW	150
Frequency	Hz	43-48
Rotational Speed	r/min	2600-2900
Centrifugal Force	kN	250-350
Outer Diameter	mm	350
Outer Diameter of the Water Channel	mm	626
Penetration Diameter	mm	500-1300
Engine Power	kW	176

BJVH-350-150 Hydraulic Station

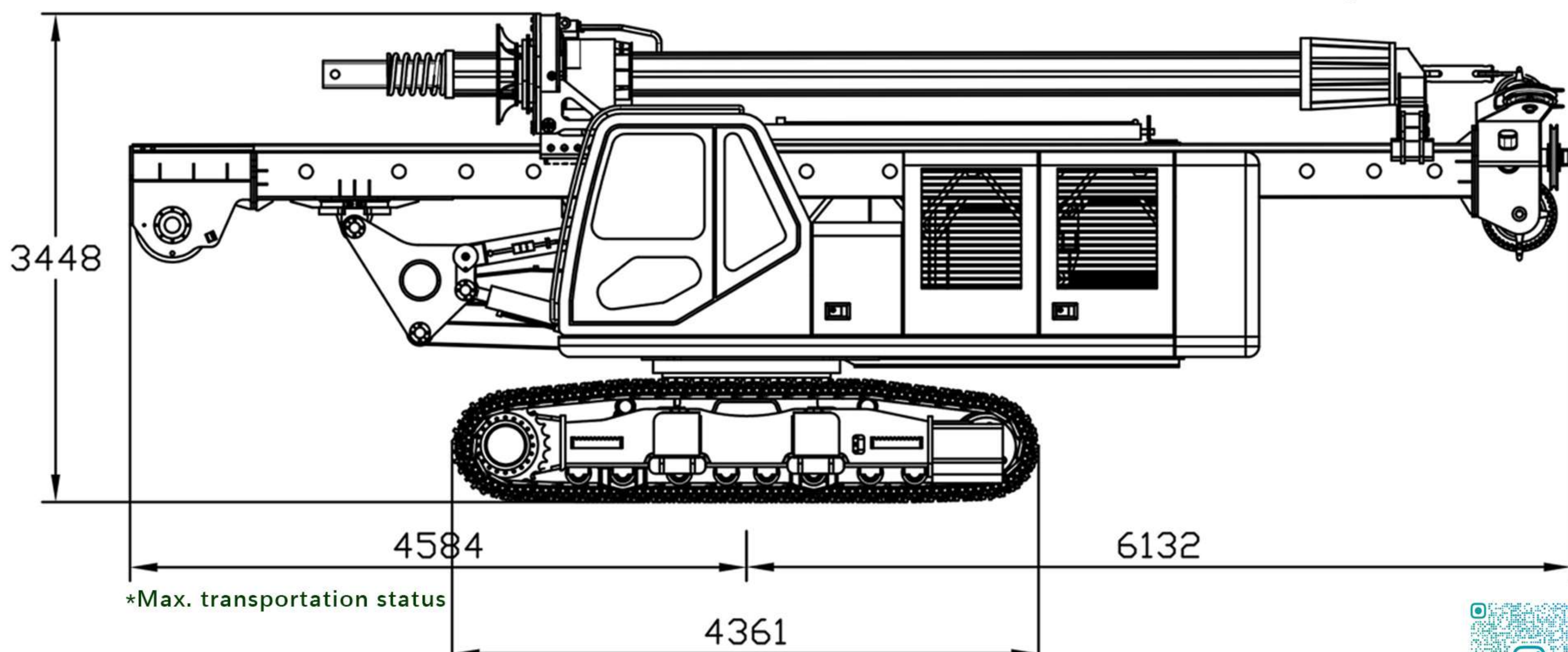
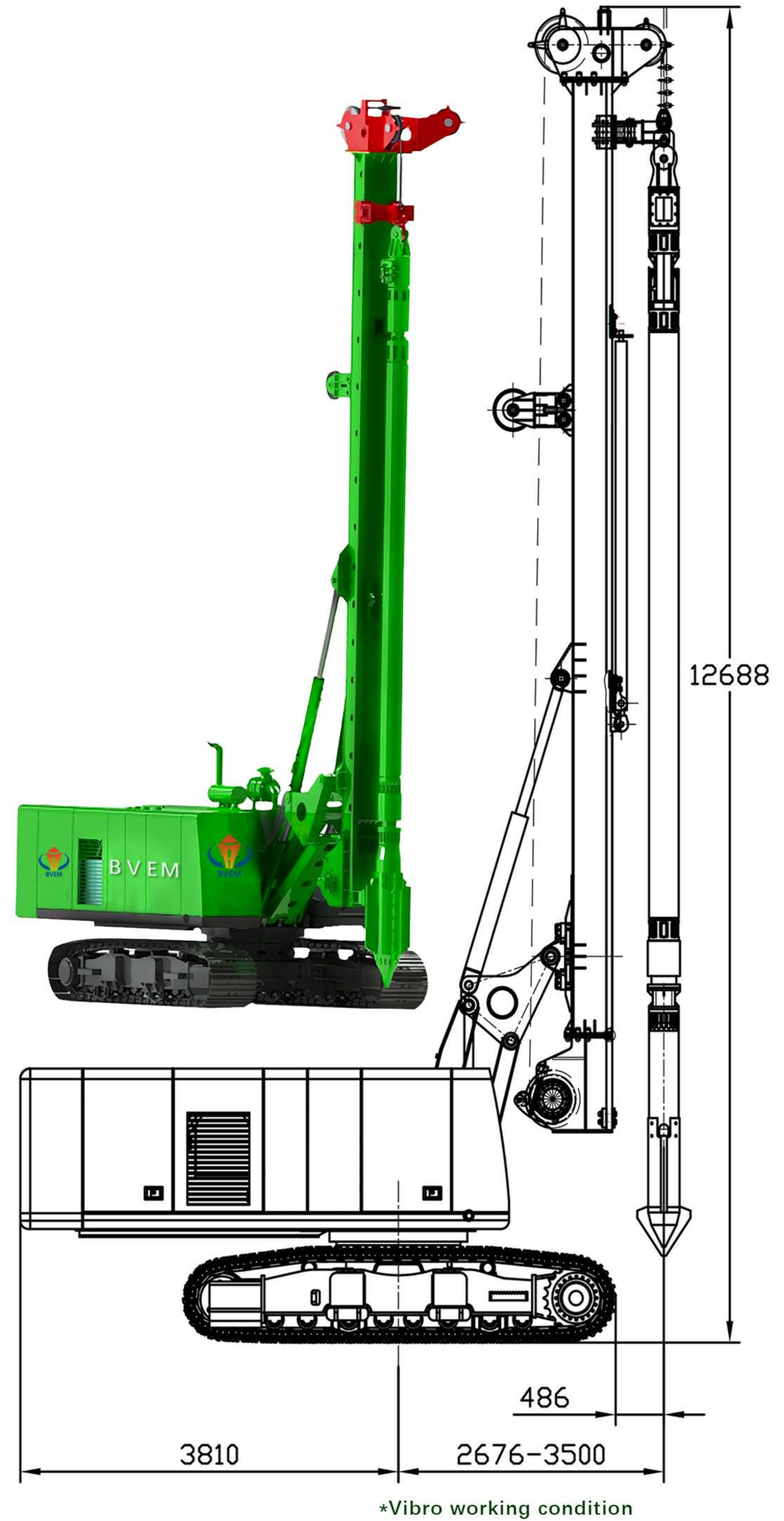
Main Parameters	Unit	Numerical Value
Power	kW	176
Size (L*W*H)	mm	3100*1450*2100
Main System Flow	L/min	270
Max. Working Pressure	bar	350
Weight	kg	3600





◆▶ Technical Parameters

Main Parameter	Parameters	Unit	Numerical Value
Chasis	Engine Brand		Weichai
	Engine Power	kW	176
	Track Width	mm	3800
	Traction	kN	247
Rotary Drive	Max. Output Torque	kN·m	85
	Rotary Speed	rpm	6~25
	Max. Pull-Down Piston Push	kN	110
	Max. Pull-Down Piston Pull	kN	110
	Max. Pull-Down Piston Stroke	mm	2760
Main Winch	Max. Pulling Force	kN	90
	Max. Pulling Speed	m/min	28
	Wire Rope Diameter	mm	20
Auxiliary Winch	Max. Pulling Force	kN	90
	Max. Pulling Speed	m/min	28
	Wire Rope Diameter	mm	20
Vibroflot	Penetration Depth	m	9
	Penetration Diameter	mm	500~800
Drilling Hole	Max. Drilling Diameter	mm	1000
	Max. Drilling Depth	m	25
Main Machine	Rotary Working Weight	t	36
	Vibro Working Weight	t	35
	Transportation Weight	t	33
	Transportating State Size (L*W*H)	mm	10716x2900x3448
	Working State Size (L*W*H)	mm	6925x3800x12688
Drill Pipe Models	Friction Rod		299-4x7
	Machine Lock Lever		299-3x7



The final interpretation right belongs to our company. Please be advised that we may not notify you in time of any changes.



BVEM 180kW Bottom Feed Vibroflot



Extensive

Suitable for both offshore and onshore areas



Applicability

Suitable for a variety of lifting equipment



Efficient

Feed the filling material directly to the hole



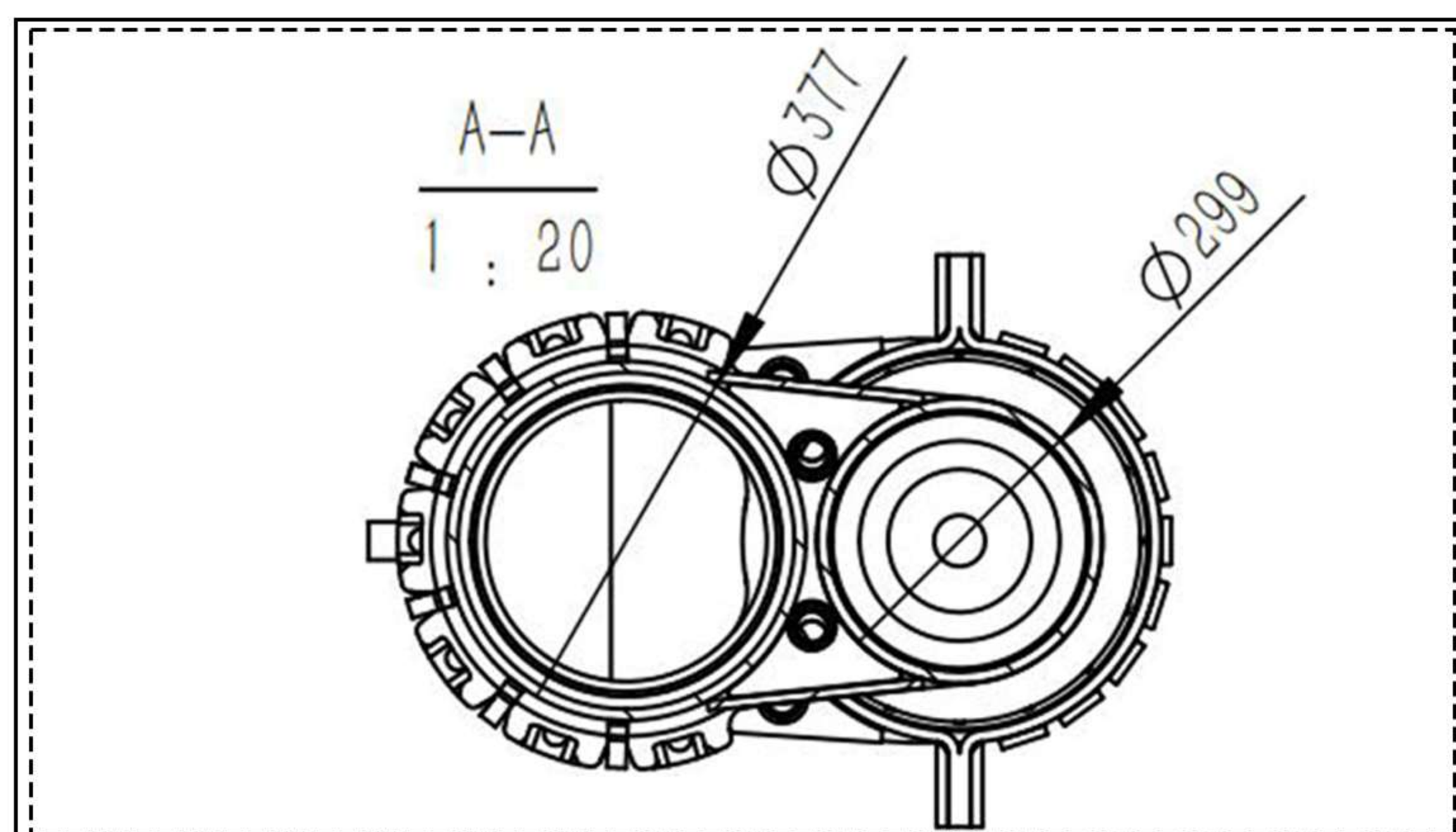
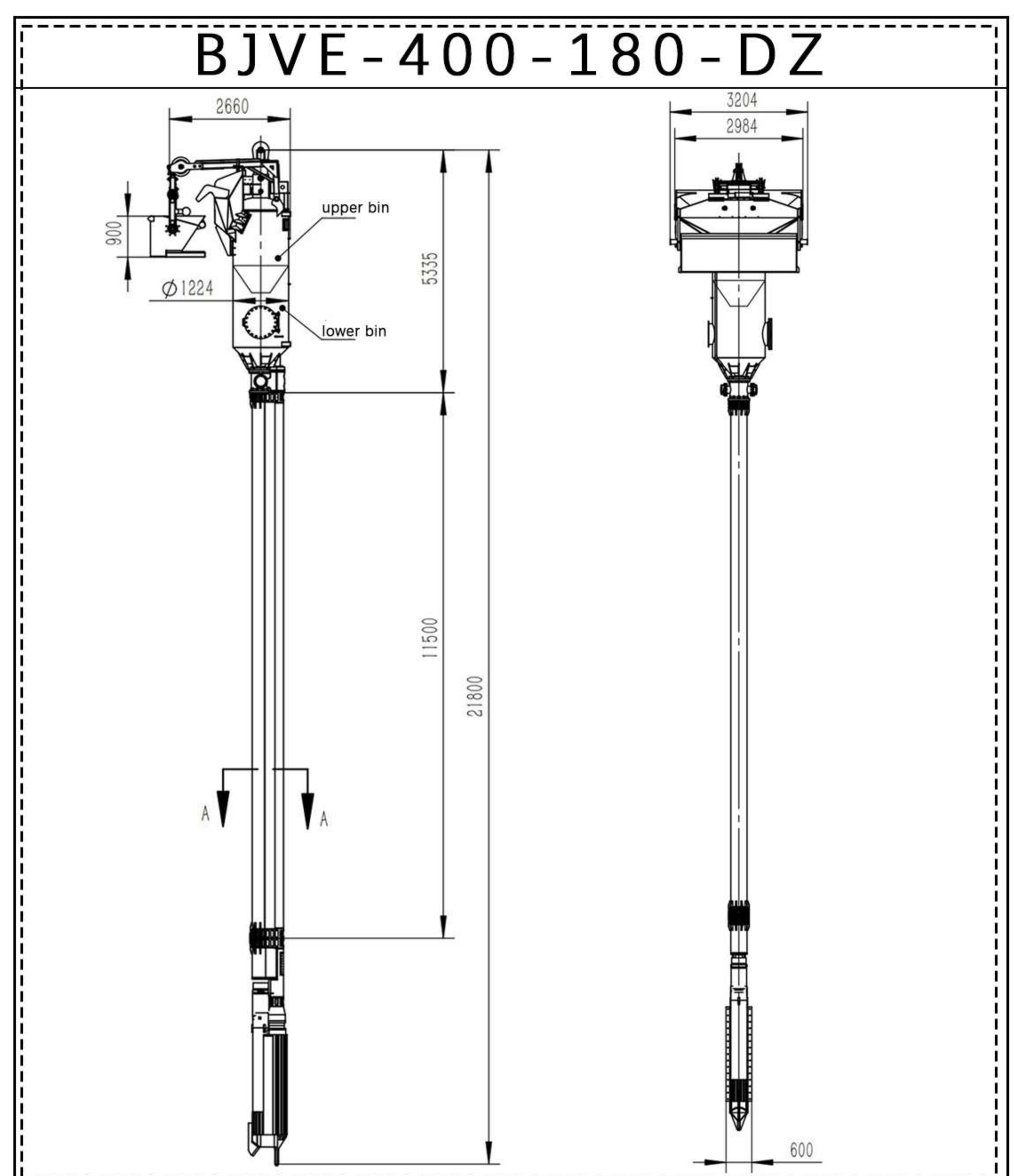
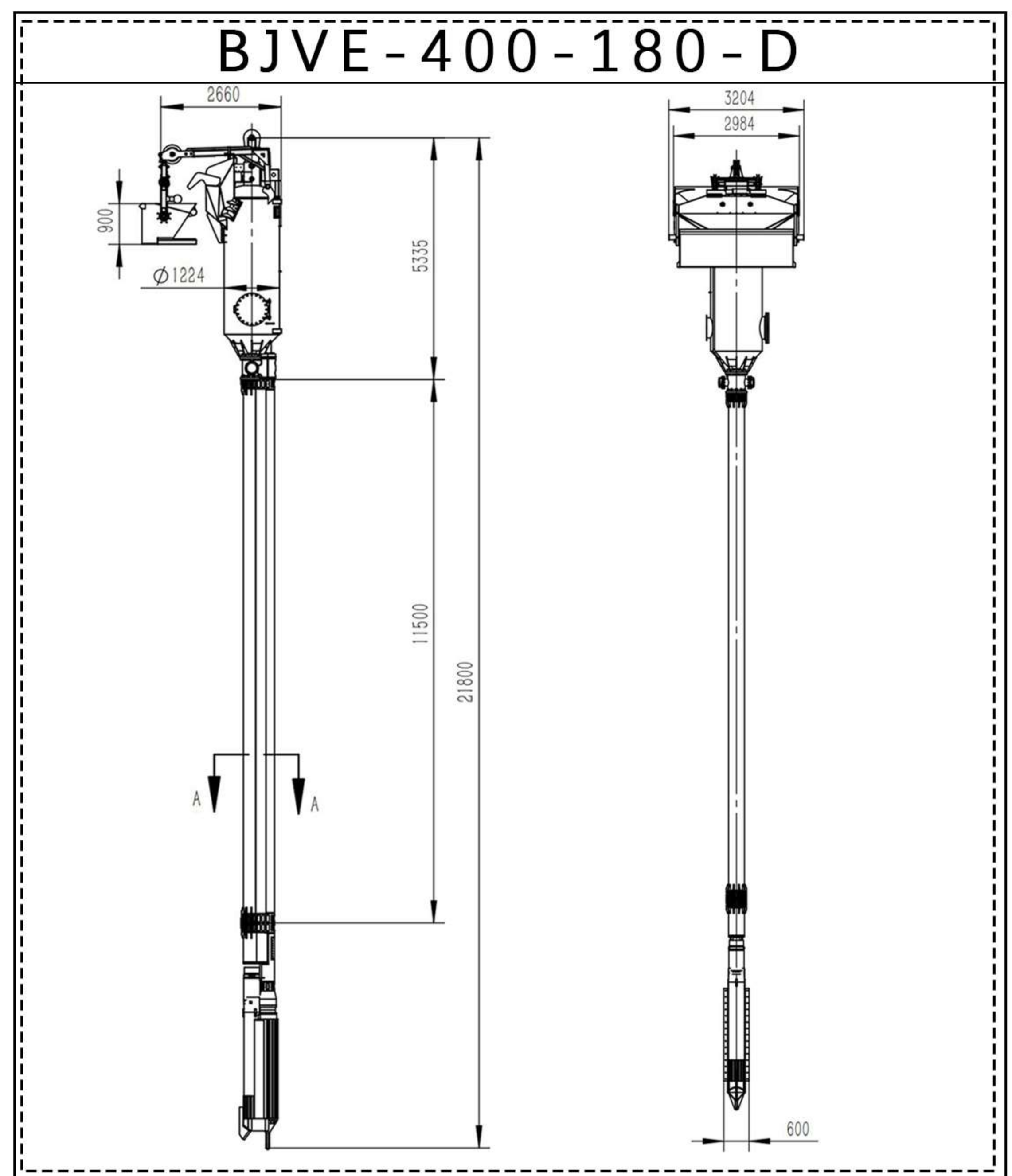
High Quality

Whole process construction quality control



◆▶ Technical Parameters

Single Bin / Double Bin Bottom Feed Vibroflot Spec.		
Model	BJVE-400-180-D	BJVE-400-180-DZ
Power (kW)	180	
Frequency (Hz)	45-55	
Rotation speed (rpm)	1340-1640	
Penetration diameter (mm)	900-1200	
Centrifugal force (kN)	225-275	
System air pressure (bar)	6	
Hopper capacity (m ³)	1.2	
Feeding pipe inner diameter (mm)	DN325	
Control mode	Inverter control	
Cooling mode	Circulating water cooling	
Air flow rate (m ³ /min)	10/20	
Vibrator size (mm)	3030*835*450 (L*W*H)	
Stock bin size (mm)	4400*1630*2010 (L*W*H)	
Extension tube size (mm)	11500×730×455 (L*W*H)	
	5800×730×455 (L*W*H)	
Total weight (Standard part+ Extension tube)(ton)	9+n(pcs of tube)	10+n(pcs of tube)



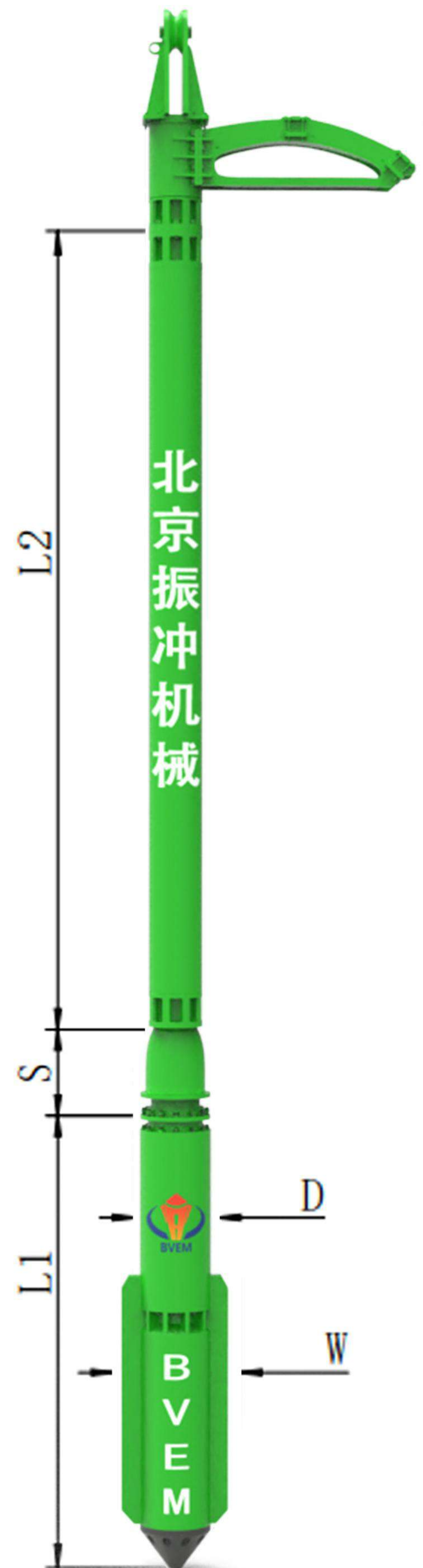
BVEM

Top Feed

Vibroflot

◆ ▶ Model Size

Model	D (mm)	W (mm)	L1 (mm)	S (mm)	L2 (m)
BJVE-377-55	377	627	2500	510	5/6/7/10
BJVE-377-75	377	627	3000	510	5/6/7/10
BJVE-377-100	377	627	3105	510	5/6/7/10
BJVE-377-130	377	627	3245	510	5/6/7/10
BJVE-377-180	377	627	3335	510	5/6/7/10
BJVE-426-75	426	676	2785	510	5/6/7/10
BJVE-426-100	426	676	2885	510	5/6/7/10
BJVE-426-130	426	676	2965	510	5/6/7/10
BJVE-426-180	426	676	3020	510	5/6/7/10



◆ ▶ Technical Parameters

Top Feed Vibroflot BJVE-377 Spec.

Model	Power (kW)	Rated current (A)	Rated speed (rpm)	Max amplitude (mm)	Centrifugal force (kN)	Weight (kg)	Outer diameter (mm)	Length (mm)
BJVE-377-55	55	108	1450	14	138	1560	377	2500
BJVE-377-75	75	148	1450	16	175	1920	377	3000
BJVE-377-100	100	195	1450	18	175	1980	377	3105
BJVE-377-130	130	255	1450	17	195	2050	377	3245
BJVE-377-180	180	356	1450	16	195	2150	377	3335

Top Feed Vibroflot BJVE-426 Spec.

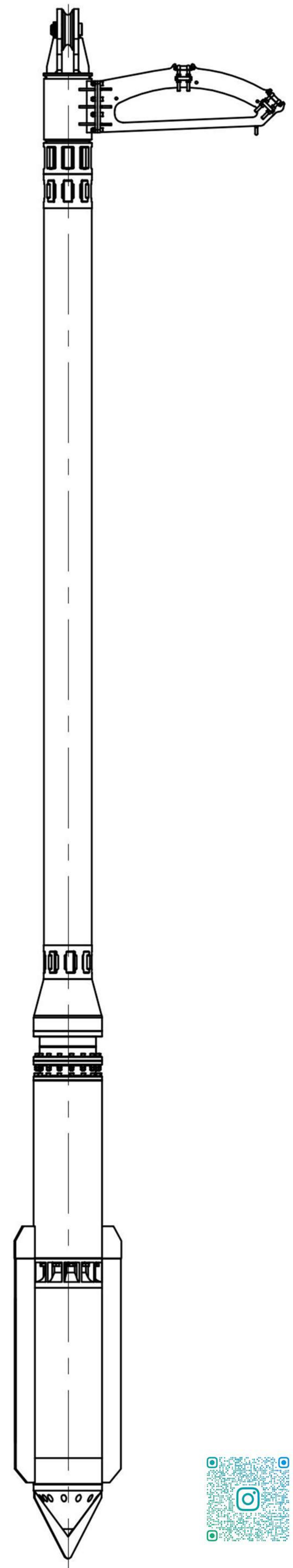
Model	Power (kW)	Rated current (A)	Rated speed (rpm)	Max amplitude (mm)	Centrifugal force (kN)	Weight (kg)	Outer diameter (mm)	Length (mm)
BJVE-426-75	75	148	1450	16	175	2050	426	2785
BJVE-426-100	100	195	1450	17	175	2170	426	2885
BJVE-426-130	130	255	1450	17	195	2250	426	2965
BJVE-426-180	180	356	1450	22	280	2320	426	3020

Top Feed Vibroflot BJVE-450 Spec.

Model	Power (kW)	Rated current (A)	Rated speed (rpm)	Max amplitude (mm)	Centrifugal force (kN)	Weight (kg)	Outer diameter (mm)	Length (mm)
BJVEF-450-225	225	405	1740	20	520	2950	480	3150
BJVEF-450-300	300	526	1740	22	570	3256	480	3550
BJVE-450-260	260	510	1450	26	440 (520)	2980 (3280)	450	3310

Top Feed Vibroflot Other Spec.

Model	Power (kW)	Rated current (A)	Rated speed (rpm)	Max amplitude (mm)	Centrifugal force (kN)	Weight (kg)	Outer diameter (mm)	Length (mm)
BJVE-325-55	55	108	1450	15.5	117	1240	325	2560
BJVE-325-75	75	148	1450	14	117	1368	325	2700
BJVE-402-180	180	356	1450	21	270	2200	402	3180



BVEM

Hydraulic Vibroflot

CAT Excavator



Construction efficiency improved by 50%

Auxiliary tools reduced by 30%

Labor costs reduced by 50%

北京振冲机械

BVEM

*Sales of customized Caterpillar excavators, with maintenance, repair, and spare parts services provided



◆▶ Technical Parameters

Engine		
Net Power – ISO 9249	223.5 kW	300 hp
Net Power – ISO 9249 (DIN)	304 hp (metric)	
Engine Model	Cat C7.1 TTA	
Engine Power – ISO 14396	225 kW	302 hp
Engine Power – ISO 14396 (DIN)	306 hp (metric)	
Bore	105 mm	4 in
Stroke	135 mm	5 in
Displacement	7.01 L	428 in ³
Biodiesel Capability	Up to B20 ¹	
Emissions	In compliance with local emission standards	
Hydraulic System		
Main System – Maximum Flow	560 L/min	148 gal/min
Maximum Pressure – Equipment	35000 kPa	5076 psi
Maximum Pressure – Equipment – Lift Mode	38000 kPa	5511 psi
Maximum Pressure – Travel	35000 kPa	5076 psi
Maximum Pressure – Swing	29400 kPa	4264 psi
Service Refill Capacities		
Fuel Tank Capacity	600 L	158.5 gal
Cooling System	39 L	10.2 gal
Engine Oil	25 L	6.6 gal
Swing Drive – Each	18 L	4.8 gal
Final Drive – Each	8 L	2.1 gal
Hydraulic System – Including Tank	373 L	98.5 gal
Hydraulic Tank	161 L	42.5 gal
Swing Mechanism		
Swing Speed*	8.84 r/min	
Maximum Swing Torque	143 kN·m	105250 ft·lbf
Excavator Weight		
Operating Weight	37500 kg	
Hydraulic Vibroflot		
Power	150 kW	
Frequency	43-48 Hz	
Rotational Speed	2600-2900 r/min	
Centrifugal Force	250-350 kN	
Outer Diameter	350 mm	
Weight	1200 kg	
Pile Diameter	500-1300 mm	

Dimensions	
Boom	Reach 6.5 m (21'4")
Stick	Reach 3.2 m (10'6")
Vibroflot Length	2150mm
Handrail Height	3180 mm
Shipping Length	11170 mm
Tail Swing Radius	3530 mm
Counterweight Clearance	1260 mm
Ground Clearance	510 mm
Track Length	5030 mm
Track Length to Center of Rollers	4040 mm
Track Gauge	2740 mm
Transport Width – 600 mm (24") Shoes	3340mm

◆▶ Customized CAT Excavator Technical Parameters

T3 Emission Customized Excavation Equipment				
	Engine Model	Engine Power	Operating Weight	Main Configurations
Based on CAT 330GC base Machine	CAT C7.1	159 kW	34 t	7.7m boom 4.3m arm 1.8m ³ heavy-duty bucket
Based on CAT 330 base Machine	CAT C7.1	195 kW	36 t	7.7m boom 4.3m arm 2m ³ heavy-duty bucket
Based on CAT 336 base Machine	CAT C7.1 TTA	225 kW	42 t	8m boom 4m arm 2.4m ³ heavy-duty bucket
Based on CAT 340 base Machine	CAT C9.3B	259 kW	47 t	8m boom 4m arm 2.8m ³ heavy-duty bucket
Based on CAT 350 base Machine	CAT C9.3B	309 kW	58 t	8m boom 4m arm 3.5m ³ heavy-duty bucket
Based on CAT 352 base Machine	CAT C13	303 kW	61 t	8m boom 4m arm 4m ³ heavy-duty bucket
Based on CAT 374 base Machine	CAT C15	359 kW	86 t	8m boom 3.6m arm 5.5m ³ heavy-duty bucket
Based on CAT 395 base Machine	CAT C18	405 kW	105 t	8m boom 3.6m arm 7m ³ heavy-duty bucket



BVEM

Hopper-Bottom Feed Vibroflot

CAT Excavator



Construction efficiency improved by 50%

Auxiliary tools reduced by 30%

Labor costs reduced by 50%

***Sales of customized Caterpillar excavators, with maintenance, repair, and spare parts services provided**

Hopper-Bottom Feed Vibroflot CAT Excavator

▶ CAT Excavator

Engine		
Net Power – ISO 9249	223.5 kW	300 hp
Net Power – ISO 9249 (DIN)	304 hp (metric)	
Engine Model	Cat C7.1 TTA	
Engine Power – ISO 14396	225 kW	302 hp
Engine Power – ISO 14396 (DIN)	306 hp (metric)	
Bore	105 mm	4 in
Stroke	135 mm	5 in
Displacement	7.01 L	428 in ³
Biodiesel Capability	Up to B20 ¹	
Emissions	In compliance with local emission standards	
Dimensions		
Boom	Reach 6.5 m (21'4")	
Stick	Reach 3.2 m (10'6")	
Handrail Height	3180 mm	
Shipping Length	11170 mm	
Tail Swing Radius	3530 mm	
Counterweight Clearance	1260 mm	
Ground Clearance	510 mm	
Track Length	5030 mm	
Track Length to Center of Rollers	4040 mm	
Track Gauge	2740 mm	
Transport Width – 600 mm (24") Shoes	3340mm	
Hydraulic System		
Main System –Maximum Flow	560 L/min	148 gal/min
Maximum Pressure –Equipment	35000 kPa	5076 psi
Maximum Pressure – Equipment – Lift Mode	38000 kPa	5511 psi
Maximum Pressure – Travel	35000 kPa	5076 psi
Maximum Pressure – Swing	29400 kPa	4264 psi
Service Refill Capacities		
Fuel Tank Capacity	600 L	158.5 gal
Cooling System	39 L	10.2 gal
Engine Oil	25 L	6.6 gal
Swing Drive – Each	18 L	4.8 gal
Final Drive – Each	8 L	2.1 gal
Hydraulic System –Including Tank	373 L	98.5 gal
Hydraulic Tank	161 L	42.5 gal
Swing Mechanism		
Swing Speed*	8.84 r/min	
Maximum Swing Torque	143 kN·m	105250 ft·lbf
Excavator Weight		
Operating Weight	37500 kg	

▶ Hopper-Bottom Feed Vibroflot

Hopper-Bottom Feed Hydraulic Vibroflot	
Power (kW)	150
Vibration Frequency (Hz)	43-48
Rotation speed (rpm)	2600-2900
Pile diameter (mm)	500-1300
Centrifugal force (kN)	250-350
Hopper capacity (m ³)	1-2
Feeding pipe inner diameter (mm)	DN325
Air flow rate (m ³ /min)	10/20
Vibroflot size (mm)	2250*737*377 (L*W*H)
Extension tube size (mm)	11500*730*455 (L*W*H)
	5800*730*455 (L*W*H)
Total weight (Standard part+ Extension tube) (t)	6.8+N



Hopper-Bottom Feed Electric Vibroflot	
Power (kW)	180
Frequency (Hz)	45-55
Rotation speed (rpm)	1340-1640
Pile diameter (mm)	900-1200
Centrifugal force (kN)	225-275
System air pressure (bar)	6
Hopper capacity (m ³)	1-2
Feeding pipe inner diameter (mm)	DN325
Control mode	Inverter control
Cooling mode	Circulating water cooling
Air flow rate (m ³ /min)	10/20
Vibroflot size (mm)	3030*835*450 (L*W*H)
Extension tube size (mm)	11500*730*455 (L*W*H)
	5800*730*455 (L*W*H)
Total weight (Standard part+ Extension tube) (t)	7.8+N





BVEM

Accessories




◆ ▶ Electric Control Cabinet

Electric Control Cabinet				
Model	Power System	Frequency (Hz)	Voltage (V)	Reference Picture
Electric Control Cabinet	TN-S	50	380±5%	
Variable Frequency Electric Control Cabinet	TN-S	0-60	380±5%	




◆ ▶ Date Recorder

Whole Process Quality Control Date Recorder				
Model	Size(mm)	Weight (kg)	Voltage (V)	Reference Picture
ZJ-C104-I-B	305*280*100	3	DC 24	
EMS-VI-2EWMII	305*280*100	3	DC 24	



◆ ▶ Head

Model	Size(L*W*H)(mm)	Weight (kg)	Reference Picture
299	300*350*600	88	
T299A	1550*300*1050	280	
T299B	1550*300*1050	295	

◆ ▶ Isolator

Model	Size(mm)	Weight (kg)	Reference Picture
377	∅377*∅150*510	190	
X130	∅426*∅150*510	260	
260	∅450*∅150*1000	520	

◆ ▶ Extension Tube

Model	Size(m)	Reference Picture
∅219*12	5/6/7/10	 
∅299*16	5/6/7/10	
∅299*22	5/6/7/10	

