



APPLICATIONS

- **Industrial:** Analog 4-20mA, Modbus RS485 RTU
- **Emission/Effluent:** Monitoring - AQMS, WQMS
- **Hydro:** Weather Stations, Water, Pressure, Flow
- **Power and Energy:** Energy Meters, Solar PV etc.
- **Cold Storages:** Temperature, Humidity, CO2 etc.



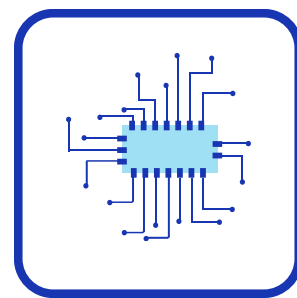
(4G-LTE) /
Ethernet



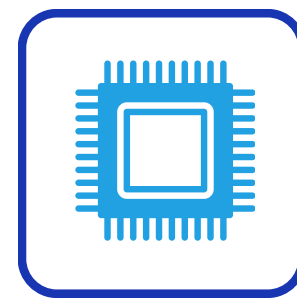
FTP



Storage



Modbus



RTC



OTA Updates



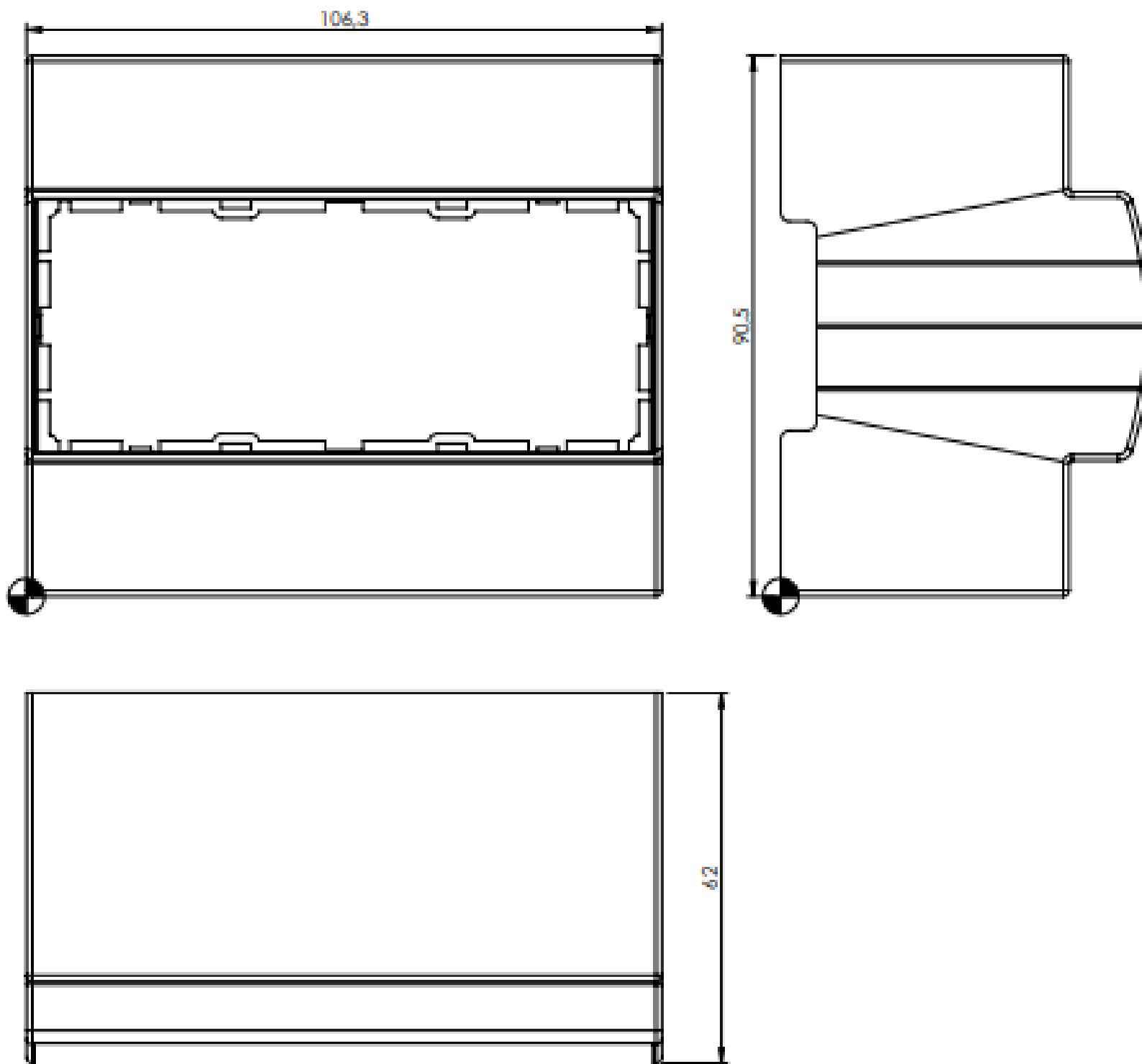
**CPCB / SPCB
Connectivity**

Technical Specifications

- **Model:** WizeLogOx
- **Connectivity:** 4G-LTE | Ethernet | Modbus TCP (Opt.)
- **Data Transfer:** 1/5/10/15 min
- **Data Logging:** Micro SD Storage
- **Interface(s):** RS485 RTU x 1 | RS232 x 1 (Opt.) | 4-20mA Analog Inputs x 8
- **Voltage:** 12-24V DC, 2A minimum
- **Protection:** I/P: Reverse Polarity Protection
- **Operating Temperature:** -20°C to +60°C
- **Isolation:** Modbus Up to 2.5KV
- **LED Indicators:** Power, Modbus, Network, Input Ports
- **Enclosure:** DIN Rail, Wall Mount/Table Top
- **Dimensions:** as per below

Enclosure Drawing

BODY ENCLOSURE



BASE

