

Fișă tehnică | Număr articol: 2020-103/000-036

1-conductor female plug; 1.5 mm<sup>2</sup>; 3-pole; 1,50 mm<sup>2</sup>; gray, green-yellow

[www.wago.com/2020-103/000-036](http://www.wago.com/2020-103/000-036)



Supus modificărilor.

WAGO Kontakttechnik GmbH & Co. KG  
/Representative Office Romania  
Sos. Pipera-Tunari nr. 1/1  
building 1, 2nd floor | 077190 Voluntari, Ilfov  
Tel.: +40-(0)31 421 85 68 | Email: info-RO@wago.com

Aveți întrebări despre produsele noastre?  
Vă stăm la dispoziție pentru preluarea apelului la +40 (0) 31 421 85 68.

RoHS   
Compliant

BOMcheck.net

## Descriere articol

### Safety information 1:

According to EN 61984, pluggable connectors without current interrupting capacity shall not be mated and unmated when live or under load.

### Safety information 2:

Notice: An appropriate end plate must be applied to the carrier terminal blocks after each female plug.

## Date

### Electrical data

#### Ratings per IEC/EN 60664-1

| Ratings per                 | IEC/EN 61984  |
|-----------------------------|---|
| Nominal voltage (III/3)     | 500 V   |
| Rated surge voltage (III/3) | 6 kV  |
| Rated current               | 13,5 A  |
| Legend (ratings)            | (III / 3) ≙ Overvoltage category III / Pollution degree 3 |

#### Approvals per UL 1059

|                                |         |
|--------------------------------|---------|
| Rated voltage UL (Use Group B) | 300 V   |
| Rated current UL (Use Group B) | 15 A    |
| Rated voltage UL (Use Group C) | 300 V   |
| Rated current UL (Use Group C) | 15 A    |
| Rated voltage UL (Use Group D) | 300 V   |
| Rated current UL (Use Group D) | 15 A    |
| Approvals per                  | UL 1059 |

### Connection data

|                                 |                           |
|---------------------------------|---------------------------|
| Connection technology           | Push-in CAGE CLAMP®       |
| Actuation type                  | Open Tool Slot<br>Push-in |
| Connectable conductor materials | Copper                    |
| Nominal cross-section           | 1 mm <sup>2</sup>         |

Supus modificărilor.

WAGO Kontakttechnik GmbH & Co. KG  
/Representative Office Romania  
Sos. Pipera-Tunari nr. 1/1  
building 1, 2nd floor | 077190 Voluntari, Ilfov  
Tel.: +40-(0)31 421 85 68 | Email: info-RO@wago.com

Aveți întrebări despre produsele noastre?  
Vă stăm la dispoziție pentru preluarea apelului la +40 (0) 31 421 85 68.



|  |   |
|--|---|
| Solid conductor  | 0.14 ... 1.5 mm <sup>2</sup> / 24 ... 16 AWG  |
| Solid conductor; push-in termination                       | 0.5 ... 1.5 mm <sup>2</sup> / 20 ... 16 AWG   |
| Fine-stranded conductor                                    | 0.14 ... 1.5 mm <sup>2</sup> / 24 ... 16 AWG  |
| Fine-stranded conductor; with insulated ferrule            | 0.5 ... 0.75 mm <sup>2</sup> / 20 ... 18 AWG  |
| Fine-stranded conductor; with ferrule; push-in termination | 0.5 ... 0.75 mm <sup>2</sup> / 20 ... 18 AWG  |
| Strip length   | 9 ... 11 mm / 0.35 ... 0.43 inch  |
| Pole No.   | 3   |
| Total number of connection points                          | 3   |
| Total number of potentials                                 | 3   |
| Wiring type  | Front-entry wiring  |
| Note (conductor cross-section)                             | Depending on the conductor characteristic, a conductor with a smaller cross section can also be inserted via push-in termination. |

### Geometrical Data

|              |                      |
|--------------|----------------------|
| Width        | 11.2 mm / 0.441 inch |
| Height       | 40.5 mm / 1.594 inch |
| Depth        | 22.4 mm / 0.882 inch |
| Module width | 3.5 mm / 0.138 inch  |

### Mechanical data

|               |              |
|---------------|--------------|
| Marking level | Side marking |
|---------------|--------------|

### Plug connection

|                                    |                         |
|------------------------------------|-------------------------|
| Contact type (pluggable connector) | Female connector/socket |
| Connector (connection type)        | for conductors          |

### Material Data

|                     |                      |
|---------------------|----------------------|
| Color               | gray, green-yellow   |
| Insulation material | Polyamide 66 (PA 66) |
| Fire load           | 0,134 MJ             |
| Weight              | 7,2 g                |

### Commercial data

|                   |                   |
|-------------------|-------------------|
| Product Group     | 18 (X-COM-System) |
| Packaging type    | BOX               |
| Country of origin | DE                |

Supus modificărilor.


WAGO Kontakttechnik GmbH & Co. KG  
 /Representative Office Romania  
 Sos. Pipera-Tunari nr. 1/1  
 building 1, 2nd floor | 077190 Voluntari, Ilfov  
 Tel.: +40-(0)31 421 85 68 | Email: info-RO@wago.com

Aveți întrebări despre produsele noastre?  
 Vă stăm la dispoziție pentru preluarea apelului la +40 (0) 31 421 85 68.

|                       |               |
|-----------------------|---------------|
| GTIN                  | 4050821026808 |
| Customs tariff number | 85366990990   |

## Aprobări / certificate




### Country specific Approvals

| Emblemă  | Aprobare                        | Text de aprobare suplimentar | Nume certificat |
|--|---------------------------------|------------------------------|-----------------|
|  | CSA<br>DEKRA Certification B.V. | C22.2 No. 158                | 2516073         |




## Counterpart

## Produse compatibile

### tools

|  |   |  |
|--|---|--|
|  | <b>Nr. articol: 210-647</b><br>Operating tool; Blade: 2.5 x 0.4 mm; with a partially insulated shaft                | <a href="http://www.wago.com/210-647">www.wago.com/210-647</a> |
|  | <b>Nr. articol: 210-648</b><br>Operating tool; Blade: 2.5 x 0.4 mm; with a partially insulated shaft; angled; short | <a href="http://www.wago.com/210-648">www.wago.com/210-648</a> |
|  | <b>Nr. articol: 210-719</b><br>Operating tool; Blade: 2.5 x 0.4 mm; with a partially insulated shaft                | <a href="http://www.wago.com/210-719">www.wago.com/210-719</a> |















### ferrule

|   |   |  |
|---|---|--|
|  | <b>Nr. articol: 216-241</b><br>Ferrule; Sleeve for 0.5 mm <sup>2</sup> / 20 AWG; insulated; electro-tin plated; electrolytic copper; gastight crimped; acc. to DIN 46228, Part 4/09.90; white | <a href="http://www.wago.com/216-241">www.wago.com/216-241</a> |
|  | <b>Nr. articol: 216-242</b><br>Ferrule; Sleeve for 0.75 mm <sup>2</sup> / 18 AWG; insulated; electro-tin plated; electrolytic copper; gastight crimped; acc. to DIN 46228, Part 4/09.90; gray | <a href="http://www.wago.com/216-242">www.wago.com/216-242</a> |
|  | <b>Nr. articol: 216-243</b><br>Ferrule; Sleeve for 1 mm <sup>2</sup> / AWG 18; insulated; electro-tin plated; electrolytic copper; gastight crimped; acc. to DIN 46228, Part 4/09.90; red     | <a href="http://www.wago.com/216-243">www.wago.com/216-243</a> |

### Marking accessories

|  |  |
|--|--|
| <b>Nr. articol: 2009-110</b><br>Marking strips; on reel; not stretchable; plain; snap-on type; white | <a href="http://www.wago.com/2009-110">www.wago.com/2009-110</a> |
|--|--|

Supus modificărilor.

|  |  |  |
|--|--|--|
|    | <b>Nr. articol: 2009-113</b><br>WMB-Inline; for Smart Printer; 2300 pieces on roll; plain; snap-on type; white               | <a href="http://www.wago.com/2009-113">www.wago.com/2009-113</a>                 |
|    | <b>Nr. articol: 2009-113/000-002</b><br>WMB-Inline; for Smart Printer; 2300 pieces on roll; plain; snap-on type; yellow      | <a href="http://www.wago.com/2009-113/000-002">www.wago.com/2009-113/000-002</a> |
|    | <b>Nr. articol: 2009-113/000-005</b><br>WMB-Inline; for Smart Printer; 2300 pieces on roll; plain; snap-on type; red         | <a href="http://www.wago.com/2009-113/000-005">www.wago.com/2009-113/000-005</a> |
|    | <b>Nr. articol: 2009-113/000-006</b><br>WMB-Inline; for Smart Printer; 2300 pieces on roll; plain; snap-on type; blue        | <a href="http://www.wago.com/2009-113/000-006">www.wago.com/2009-113/000-006</a> |
|    | <b>Nr. articol: 2009-113/000-007</b><br>WMB-Inline; for Smart Printer; 2300 pieces on roll; plain; snap-on type; gray        | <a href="http://www.wago.com/2009-113/000-007">www.wago.com/2009-113/000-007</a> |
|    | <b>Nr. articol: 2009-113/000-012</b><br>WMB-Inline; for Smart Printer; 2300 pieces on roll; plain; snap-on type; orange      | <a href="http://www.wago.com/2009-113/000-012">www.wago.com/2009-113/000-012</a> |
|   | <b>Nr. articol: 2009-113/000-017</b><br>WMB-Inline; for Smart Printer; 2300 pieces on roll; plain; snap-on type; light green | <a href="http://www.wago.com/2009-113/000-017">www.wago.com/2009-113/000-017</a> |
|  | <b>Nr. articol: 2009-113/000-023</b><br>WMB-Inline; for Smart Printer; 2300 pieces on roll; plain; snap-on type; green       | <a href="http://www.wago.com/2009-113/000-023">www.wago.com/2009-113/000-023</a> |
|  | <b>Nr. articol: 2009-113/000-024</b><br>WMB-Inline; for Smart Printer; 2300 pieces on roll; plain; snap-on type; violet      | <a href="http://www.wago.com/2009-113/000-024">www.wago.com/2009-113/000-024</a> |
|  | <b>Nr. articol: 210-831</b><br>Marking strips; on reel; 2.3 mm wide; plain; Self-adhesive; white                             | <a href="http://www.wago.com/210-831">www.wago.com/210-831</a>                   |
|  | <b>Nr. articol: 210-832</b><br>Marking strips; on reel; 3 mm wide; plain; Self-adhesive; white                               | <a href="http://www.wago.com/210-832">www.wago.com/210-832</a>                   |
|  | <b>Nr. articol: 210-833</b><br>Marking strips; on reel; 6 mm wide; plain; Self-adhesive; white                               | <a href="http://www.wago.com/210-833">www.wago.com/210-833</a>                   |
|  | <b>Nr. articol: 210-834</b><br>Marking strips; on reel; 5 mm wide; plain; Self-adhesive; white                               | <a href="http://www.wago.com/210-834">www.wago.com/210-834</a>                   |
|  | <b>Nr. articol: 793-3501</b><br>WMB marking card; as card; plain; snap-on type; white  | <a href="http://www.wago.com/793-3501">www.wago.com/793-3501</a>                 |

**Strain relief plate**

Supus modificărilor.

WAGO Kontakttechnik GmbH & Co. KG  
/Representative Office Romania  
Sos. Pipera-Tunari nr. 1/1  
building 1, 2nd floor | 077190 Voluntari, Ilfov  
Tel.: +40-(0)31 421 85 68 | Email: info-RO@wago.com

Aveți întrebări despre produsele noastre?  
Vă stăm la dispoziție pentru preluarea apelului la +40 (0) 31 421 85 68.



Nr. articol: 734-327  
Strain relief plate; gray

[www.wago.com/734-327](http://www.wago.com/734-327)

#### Protective Warning Marker



Nr. articol: 2000-115  
Protective warning marker; with high-voltage symbol, black; for 5 terminal blocks; yellow

[www.wago.com/2000-115](http://www.wago.com/2000-115)

#### Locking lever



Nr. articol: 2022-141  
Locking lever; can be snapped on 1-conductor female plugs; for 1-pole female plugs; gray

[www.wago.com/2022-141](http://www.wago.com/2022-141)



Nr. articol: 2022-142  
Locking lever; can be snapped on 1-conductor female plugs; for 1-pole female plugs; orange

[www.wago.com/2022-142](http://www.wago.com/2022-142)



Nr. articol: 2022-151  
Locking lever; can be snapped on 1-conductor female plugs; 2 poles and more; gray

[www.wago.com/2022-151](http://www.wago.com/2022-151)



Nr. articol: 2022-152  
Locking lever; can be snapped on 1-conductor female plugs; 2 poles and more; orange

[www.wago.com/2022-152](http://www.wago.com/2022-152)

## Descărcări Documentation

### Additional Information

|                        |             |               |            |
|------------------------|-------------|---------------|------------|
| Technical explanations | Apr 3, 2019 | pdf<br>2,1 MB | Descărcare |
|------------------------|-------------|---------------|------------|

## CAD/CAE-Data

### CAD data

|                               |     |            |
|-------------------------------|-----|------------|
| 2D/3D Models 2020-103/000-036 | URL | Descărcare |
|-------------------------------|-----|------------|

### CAE data

|                                    |     |            |
|------------------------------------|-----|------------|
| EPLAN Data Portal 2020-103/000-036 | URL | Descărcare |
|------------------------------------|-----|------------|

|                                 |     |            |
|---------------------------------|-----|------------|
| WSCAD Universe 2020-103/000-036 | URL | Descărcare |
|---------------------------------|-----|------------|


## Installation Notes

### Coding

Supus modificărilor.

WAGO Kontakttechnik GmbH & Co. KG  
/Representative Office Romania  
Sos. Pipera-Tunari nr. 1/1  
building 1, 2nd floor | 077190 Voluntari, Ilfov  
Tel.: +40-(0)31 421 85 68 | Email: info-RO@wago.com


Aveți întrebări despre produsele noastre?  
Vă stăm la dispoziție pentru preluarea apelului la +40 (0) 31 421 85 68.



Insert coding pin into the corresponding slot and twist it off.




Coding a female plug: remove coding finger using a suitable tool.

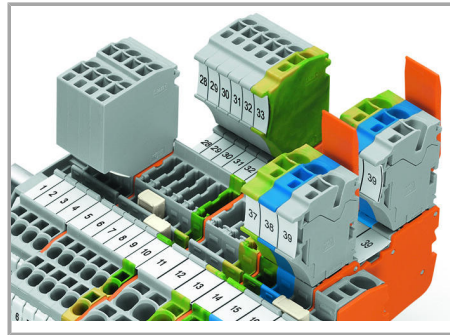


Insert coded female connector into X-COM®S-SYSTEM terminal block assembly.

### Locking lever



Slide the locking lever into position.



Female plugs can be individually locked.

### Familie de produse

#### X-COM S-Mini

Afișare globală produse din familie.

Supus modificărilor.