

RoHS Compliant

[BOMcheck.net](https://www.bomcheck.net)

Descriere articol

According to EN 61984, pluggable connectors without current interrupting capacity must not be mated or unmated when live or under load.

Safety information 1:

According to EN 61984, pluggable connectors without current interrupting capacity must not be mated or unmated when live or under load.

Date

Electrical data

Supus modificărilor.

WAGO Kontakttechnik GmbH & Co. KG
/Representative Office Romania
Sos. Pipera-Tunari nr. 1/1
building 1, 2nd floor | 077190 Voluntari, Ilfov
Tel.: +40-(0)31 421 85 68 | Email: info-RO@wago.com

Aveți întrebări despre produsele noastre?
Vă stăm la dispoziție pentru preluarea apelului la +40 (0) 31 421 85 68.



Ratings per IEC/EN 60664-1

| | |
|-----------------------------|---|
| Ratings per | IEC/EN 61984 |
| Nominal voltage (III/3) | 500 V |
| Rated surge voltage (III/3) | 6 kV |
| Rated current | 32 A |
| Legend (ratings) | (III / 3) ≙ Overvoltage category III / Pollution degree 3 |

Connection data

| | |
|-----------------------------------|--|
| Connection technology | CAGE CLAMP® |
| Actuation type | Operating tool |
| Connectable conductor materials | Copper |
| Nominal cross-section | 4 mm ² |
| Solid conductor | 0,08 ... 4 mm ² / 28 ... 12 AWG |
| Fine-stranded conductor | 0,08 ... 4 mm ² / 28 ... 12 AWG |
| Strip length | 8 ... 9 mm / 0.31 ... 0.35 inch |
| Pole No. | 13 |
| Total number of connection points | 13 |
| Total number of potentials | 13 |
| Wiring type | Front-entry wiring |

Geometrical Data

| | |
|--------------|---------------------|
| Width | 65 mm / 2.559 inch |
| Height | 45,2 mm / 1.78 inch |
| Depth | 18,3 mm / 0.72 inch |
| Module width | 5 mm / 0.197 inch |

Mechanical data

| | |
|---------------|--------------|
| Marking level | Side marking |
|---------------|--------------|

Plug connection

| | |
|------------------------------------|-------------------------|
| Contact type (pluggable connector) | Female connector/socket |
| Connector (connection type) | for conductor |

Material Data

| | |
|-------|--------------------|
| Color | green-yellow, gray |
|-------|--------------------|

Supus modificărilor.


| | |
|---------------------|----------------------|
| Insulation material | Polyamide 66 (PA 66) |
| Fire load | 0,691 MJ |
| Weight | 42,1 g |

Commercial data



| | |
|-----------------------|---------------|
| Packaging type | BOX |
| Country of origin | DE |
| GTIN | 4045454701208 |
| Customs tariff number | 85366990990 |

Aprobări / certificate

Country specific Approvals

| Emblemă | Aprobare | Text de aprobare suplimentar | Nume certificat |
|--|---------------------------------|------------------------------|-----------------|
|  | CSA DEKRA Certification B.V. | C22.2 No. 158 | 1101144 |

UL-Approvals

| Emblemă | Aprobare | Text de aprobare suplimentar | Nume certificat |
|--|--------------------------------------|------------------------------|---------------------|
|  | UR Underwriters Laboratories Inc. | UL 1059 | 20190731- E45172 |
|  | UR Underwriters Laboratories Inc. | UL 1977 | 20151210- E45171 |

Counterpart

Produse compatibile

Supus modificărilor.

WAGO Kontakttechnik GmbH & Co. KG
/Representative Office Romania
Sos. Pipera-Tunari nr. 1/1
building 1, 2nd floor | 077190 Voluntari, Ilfov
Tel.: +40-(0)31 421 85 68 | Email: info-RO@wago.com

Aveți întrebări despre produsele noastre?
Vă stăm la dispoziție pentru preluarea apelului la +40 (0) 31 421 85 68.

Jumper



Nr. articol: 769-402

Miniature adjacent jumper; insulated; suitable for 1-conductor female plugs; gray

www.wago.com/769-402

Strain relief plate



Nr. articol: 769-1613

Strain relief housing; gray

www.wago.com/769-1613



Nr. articol: 769-414

Strain relief plate; gray

www.wago.com/769-414

General accessories



Nr. articol: 769-436

Jumper cover; for 1-conductor female plugs; for 5 poles; gray

www.wago.com/769-436

Insulation stop



Nr. articol: 769-470

Insulation stop; 0.08 - 0.2 mm² "s" (0.14 mm² "f-st"); 5 pieces/strip; white

www.wago.com/769-470



Nr. articol: 769-471

Insulation stop; 0.25 - 0.5 mm²; 5 pieces/strip; light gray

www.wago.com/769-471



Nr. articol: 769-472

Insulation stop; 0.75 - 1 mm²; 5 pieces/strip; dark gray

www.wago.com/769-472

ferrule



Nr. articol: 216-101

Ferrule; Sleeve for 0.5 mm² / AWG 22; uninsulated; electro-tin plated

www.wago.com/216-101



Nr. articol: 216-102

Ferrule; Sleeve for 0.75 mm² / AWG 20; uninsulated; electro-tin plated

www.wago.com/216-102



Nr. articol: 216-103

Ferrule; Sleeve for 1 mm² / AWG 18; uninsulated; electro-tin plated

www.wago.com/216-103



Nr. articol: 216-104

Ferrule; Sleeve for 1.5 mm² / AWG 16; uninsulated; electro-tin plated

www.wago.com/216-104



Nr. articol: 216-201

Ferrule; Sleeve for 0.5 mm² / 20 AWG; insulated; electro-tin plated; white

www.wago.com/216-201



Nr. articol: 216-202

Ferrule; Sleeve for 0.75 mm² / 18 AWG; insulated; electro-tin plated; gray

www.wago.com/216-202

















Nr. articol: 216-203


Ferrule; Sleeve for 1 mm² / AWG 18; insulated; electro-tin plated; red


www.wago.com/216-203


Supus modificărilor.


| | | |
|--|--|--|
|  | Nr. articol: 216-204 Ferrule; Sleeve for 1.5 mm ² / AWG 16; insulated; electro-tin plated; black | www.wago.com/216-204 |
|  | Nr. articol: 216-206 Ferrule; Sleeve for 2.5 mm ² / AWG 14; insulated; electro-tin plated; blue | www.wago.com/216-206 |
| | Nr. articol: 216-301 Ferrule; Sleeve for 0.25 mm ² / AWG 24; insulated; electro-tin plated; yellow | www.wago.com/216-301 |
|  | Nr. articol: 216-302 Ferrule; Sleeve for 0.34 mm ² / 22 AWG; insulated; electro-tin plated; green | www.wago.com/216-302 |
| check | | |
|  | Nr. articol: 210-136 Test plug; 2 mm Ø; with 500 mm cable; red | www.wago.com/210-136 |
|  | Nr. articol: 210-137 Test plug; 2.3 mm Ø; with 500 mm cable; yellow | www.wago.com/210-137 |
| Marking accessories | | |
|  | Nr. articol: 2009-145 Mini-WSB Inline; for Smart Printer; 1700 pieces on roll; stretchable 5 - 5.2 mm; plain; snap-on type; white | www.wago.com/2009-145 |
|  | Nr. articol: 2009-145/000-002 Mini-WSB Inline; for Smart Printer; 1700 pieces on roll; stretchable 5 - 5.2 mm; plain; snap-on type; yellow | www.wago.com/2009-145/000-002 |
|  | Nr. articol: 2009-145/000-005 Mini-WSB Inline; for Smart Printer; 1700 pieces on roll; stretchable 5 - 5.2 mm; plain; snap-on type; red | www.wago.com/2009-145/000-005 |
|  | Nr. articol: 2009-145/000-006 Mini-WSB Inline; for Smart Printer; 1700 pieces on roll; stretchable 5 - 5.2 mm; plain; snap-on type; blue | www.wago.com/2009-145/000-006 |
|  | Nr. articol: 2009-145/000-007 Mini-WSB Inline; for Smart Printer; 1700 pieces on roll; stretchable 5 - 5.2 mm; plain; snap-on type; gray | www.wago.com/2009-145/000-007 |
|  | Nr. articol: 2009-145/000-012 Mini-WSB Inline; for Smart Printer; 1700 pieces on roll; stretchable 5 - 5.2 mm; plain; snap-on type; orange | www.wago.com/2009-145/000-012 |
|  | Nr. articol: 2009-145/000-023 Mini-WSB Inline; for Smart Printer; 1700 pieces on roll; stretchable 5 - 5.2 mm; plain; snap-on type; green | www.wago.com/2009-145/000-023 |
|  | Nr. articol: 2009-145/000-024 Mini-WSB Inline; for Smart Printer; 1700 pieces on roll; stretchable 5 - 5.2 mm; plain; snap-on type; violet | www.wago.com/2009-145/000-024 |
|  | Nr. articol: 210-805 Labels; for Smart Printer; permanent adhesive; 6 x 15 mm; white | www.wago.com/210-805 |


Supus modificărilor.


 **Nr. articol: 210-805/000-002**
Labels; for Smart Printer; permanent adhesive; 6 x 15 mm; yellow www.wago.com/210-805/000-002


 **Nr. articol: 210-831**
Marking strips; on reel; 2.3 mm wide; plain; Self-adhesive; white www.wago.com/210-831


 **Nr. articol: 210-832**
Marking strips; on reel; 3 mm wide; plain; Self-adhesive; white www.wago.com/210-832


 **Nr. articol: 210-834**
Marking strips; on reel; 5 mm wide; plain; Self-adhesive; white www.wago.com/210-834


 **Nr. articol: 248-501**
Miniature WSB Quick marking system; plain; Marker width 5 mm; 10 strips with 10 markers per card www.wago.com/248-501


 **Nr. articol: 248-501/000-002**
Mini-WSB marking card; as card; not stretchable; plain; snap-on type; yellow www.wago.com/248-501/000-002


 **Nr. articol: 248-501/000-005**
Mini-WSB marking card; as card; not stretchable; plain; snap-on type; red www.wago.com/248-501/000-005


 **Nr. articol: 248-501/000-006**
Mini-WSB marking card; as card; not stretchable; plain; snap-on type; blue www.wago.com/248-501/000-006

 **Nr. articol: 248-501/000-007**
Mini-WSB marking card; as card; not stretchable; plain; snap-on type; gray www.wago.com/248-501/000-007


 **Nr. articol: 248-501/000-012**
Mini-WSB marking card; as card; not stretchable; plain; snap-on type; orange www.wago.com/248-501/000-012

 **Nr. articol: 248-501/000-017**
Mini-WSB marking card; as card; not stretchable; plain; snap-on type; light green www.wago.com/248-501/000-017

 **Nr. articol: 248-501/000-023**
Mini-WSB marking card; as card; not stretchable; plain; snap-on type; green www.wago.com/248-501/000-023

 **Nr. articol: 248-501/000-024**
Mini-WSB marking card; as card; not stretchable; plain; snap-on type; violet www.wago.com/248-501/000-024

Male plug

 **Nr. articol: 769-613**
1-conductor male connector; 4 mm²; Pin spacing 5 mm; 13-pole; 4,00 mm²; gray www.wago.com/769-613

Supus modificărilor.



Nr. articol: 769-613/001-000

1-conductor male connector; Snap-in mounting feet; 4 mm²; Pin spacing 5 mm; 13-pole; 4,00 mm²; gray www.wago.com/769-613/001-000



Nr. articol: 769-613/002-000

1-conductor male connector; clamping collar; 4 mm²; Pin spacing 5 mm; 13-pole; 4,00 mm²; gray www.wago.com/769-613/002-000



Nr. articol: 769-613/004-000

1-conductor male connector; Feedthrough flange; 4 mm²; Pin spacing 5 mm; 13-pole; 4,00 mm²; gray www.wago.com/769-613/004-000



Nr. articol: 769-613/005-000

1-conductor male connector; Snap-in flange; 4 mm²; Pin spacing 5 mm; 13-pole; 4,00 mm²; gray www.wago.com/769-613/005-000



Nr. articol: 769-613/006-000

1-conductor male connector; Snap-in flange; 4 mm²; Pin spacing 5 mm; 13-pole; 4,00 mm²; gray www.wago.com/769-613/006-000



Nr. articol: 769-643

THT male header; 1.0 x 1.0 mm solder pin; straight; Pin spacing 5 mm; 13-pole; gray www.wago.com/769-643



Nr. articol: 769-643/003-000

THT male header; 1.0 x 1.0 mm solder pin; straight; clamping collar; Pin spacing 5 mm; 13-pole; gray www.wago.com/769-643/003-000



Nr. articol: 769-643/004-000

THT male header; 1.0 x 1.0 mm solder pin; straight; Pin spacing 5 mm; 13-pole; gray www.wago.com/769-643/004-000



Nr. articol: 769-643/007-000

THT male header; 1.0 x 1.0 mm solder pin; straight; clamping collar; Pin spacing 5 mm; 13-pole; gray www.wago.com/769-643/007-000



Nr. articol: 769-673

THT male header; 1.0 x 1.0 mm solder pin; angled; Pin spacing 5 mm; 13-pole; gray www.wago.com/769-673



Nr. articol: 769-673/003-000

THT male header; 1.0 x 1.0 mm solder pin; angled; clamping collar; Pin spacing 5 mm; 13-pole; gray www.wago.com/769-673/003-000



Nr. articol: 769-673/004-000

THT male header; 1.0 x 1.0 mm solder pin; angled; Pin spacing 5 mm; 13-pole; gray www.wago.com/769-673/004-000

Locking lever



Nr. articol: 769-428

Locking lever; gray www.wago.com/769-428



Nr. articol: 769-429

Locking lever; orange www.wago.com/769-429

Supus modificărilor.



Nr. articol: 769-430
Locking lever; gray

www.wago.com/769-430



Nr. articol: 769-431
Locking lever; orange

www.wago.com/769-431

Protective Warning Marker



Nr. articol: 280-415
Protective warning marker; with high-voltage symbol, black; for 5 terminal blocks; yellow

www.wago.com/280-415

Descărcări

Documentation

Additional Information

| | | | |
|------------------------|-------------|---------------|------------|
| Technical explanations | Apr 3, 2019 | pdf 2,1 MB | Descărcare |
|------------------------|-------------|---------------|------------|

CAD/CAE-Data


CAE data

| | | |
|-----------------------------------|-----|------------|
| EPLAN Data Portal 769-113/000-037 | URL | Descărcare |
| WSCAD Universe 769-113/000-037 | URL | Descărcare |


Installation Notes

Conductor termination


Supus modificărilor.



CAGE CLAMP® connection



Operating lever



Operating tool

Female plug: Inserting/removing a conductor via operating tool.

Inserting a conductor via operating tool – side-entry wiring (example shows a female plug).


Inserting a conductor via operating tool – side-entry wiring (example shows a female plug).

Operation 90° to conductor is also possible.


With ferruled conductors, it is necessary to use a terminal block one size smaller than the conductor's nominal cross section.

With ferruled conductors, it is necessary to use a terminal block one size smaller than the conductor's nominal cross section.

Commoning




Commoning 1-conductor female plugs via miniature adjacent jumpers.



Jumper cover for 1-conductor female plugs


Coding

Supus modificărilor.




Coding a female plug by removing coding finger(s) via cutting tool. Do not remove the first and last coding fingers or use an additional locking lever.

Locking lever



Locking/releasing a lever.


Strain Relief



Removing a female plug via conductor bundle provided with strain relief plate.

Marking

Supus modificărilor.



Labeling a female plug with CAGE CLAMP® connection via Mini-WSB quick markers.

Familie de produse

X-COM

Afișare globală produse din familie.

Supus modificărilor.