


Fișă tehnică | Număr articol: 231-910

Comb-style jumper bar; 10-way; suitable for 231 Series female connectors; with 5 mm pin spacing; insulated; gray

www.wago.com/231-910



Date

Electrical data

Ratings per IEC/EN 60664-1

Ratings per	IEC/EN 60664-1
Rated voltage (III/2)	320 V
Rated surge voltage (III/2)	4 kV
Rated current	16 A
Legend (ratings)	(III / 2) $\hat{=}$ Overvoltage category III / Pollution degree 2

Approvals per UL 1059

Approvals per	UL 1059
---------------	---------

Connection data

Pole No.	10
Number of connection types	1

Supus modificărilor.

WAGO Kontakttechnik GmbH & Co. KG
/Representative Office Romania
Sos. Pipera-Tunari nr. 1/1
building 1, 2nd floor | 077190 Voluntari, Ilfov
Tel.: +40-(0)31 421 85 68 | Email: info-RO@wago.com

Aveți întrebări despre produsele noastre?
Vă stăm la dispoziție pentru preluarea apelului la +40 (0) 31 421 85 68.

Geometrical Data

Pin spacing	5/5,08 mm / 0.197/0.2 inch
Width	50,3 mm / 1.98 inch
Depth	6,15 mm / 0.242 inch

Mechanical data

Suitable	for male and female connectors; with CAGE CLAMP®
----------	--

Material Data


Color	gray
Material group	I
Insulation material	Polyamide 66 (PA 66)
Flammability class per UL94	V0
Fire load	0,022 MJ
Weight	2,4 g

Commercial data

Product Group	3 (Multi Conn. System)
Packaging type	BOX
Country of origin	DE
GTIN	4045454565879
Customs tariff number	85366990990

Aprobări / certificate

Country specific Approvals

Emblemă	Aprobare	Text de aprobare suplimentar	Nume certificat
	CSA DEKRA Certification B.V.	C22.2	1466354

Counterpart

Supus modificărilor.

WAGO Kontakttechnik GmbH & Co. KG
/Representative Office Romania
Sos. Pipera-Tunari nr. 1/1
building 1, 2nd floor | 077190 Voluntari, Ilfov
Tel.: +40-(0)31 421 85 68 | Email: info-RO@wago.com

Aveți întrebări despre produsele noastre?
Vă stăm la dispoziție pentru preluarea apelului la +40 (0) 31 421 85 68.

Descărcări Documentation

Additional Information
Technical explanations


Apr 3, 2019

pdf
3,6 MB

Descărcare

Installation Notes

Assembly




Notice:

Insert jumper bar according to direction of symbols.

□ symbol correlates to the direction of the operating slot.

Assembly

Supus modificărilor.




Notice:

Insert jumper bar according to direction of symbols.

o symbol correlates to the direction of the conductor entry.

Coding



Custom comb-style jumper bars are created by breaking off jumper contacts (3 contacts and more).


Assembly

Supus modificărilor.




Notice: Comb-style jumper bars reduce the conductor cross-section to 1.5 mm² "s" + "f-st."

Assembly



Operating tool for 231-902 Comb-Style Jumper Bars

Application



Both male and female connectors can be pre-assembled with comb-style jumper bars upon request.

Supus modificărilor.