

Date

Electrical data

Supus modificărilor.

Voltage type 1	DC
----------------	----

Ratings per IEC/EN 60664-1

Rated current	0,025 A
---------------	---------

Connection data

Actuation type	Operating tool
----------------	----------------

Geometrical Data

Width	10 mm / 0.394 inch
-------	--------------------

Material Data

Color	gray
Insulation material	Polyamide 66 (PA 66)
Fire load	0,074 MJ
Weight	4,2 g

Commercial data

Product Group	1 (Rail Mounted Terminal Blocks)
Packaging type	BOX
Country of origin	DE
GTIN	4045454396602
Customs tariff number	85369010000

Counterpart

Produse compatibile

clamps


Nr. articol: 280-101

2-conductor through terminal block; 2.5 mm²; lateral marker slots; for DIN-rail 35 x 15 and 35 x 7.5; CAGE CLAMP®; 2,50 mm²; gray

www.wago.com/280-101


Nr. articol: 280-601

2-conductor through terminal block; 2.5 mm²; lateral marker slots; for DIN-rail 35 x 15 and 35 x 7.5; CAGE CLAMP®; 2,50 mm²; gray






www.wago.com/280-601


Nr. articol: 280-603

4-conductor through terminal block; 2.5 mm²; center marking; for DIN-rail 35 x 15 and 35 x 7.5; CAGE CLAMP®; 2,50 mm²; orange

www.wago.com/280-603

Supus modificărilor.

	Nr. articol: 280-621 4-conductor through terminal block; 2.5 mm ² ; lateral marker slots; for DIN-rail 35 x 15 and 35 x 7.5; CAGE CLAMP®; 2,50 mm ² ; gray	www.wago.com/280-621
	Nr. articol: 280-633 4-conductor through terminal block; 2.5 mm ² ; center marking; for DIN-rail 35 x 15 and 35 x 7.5; CAGE CLAMP®; 2,50 mm ² ; gray	www.wago.com/280-633
	Nr. articol: 280-681 3-conductor through terminal block; 2.5 mm ² ; center marking; for DIN-rail 35 x 15 and 35 x 7.5; CAGE CLAMP®; 2,50 mm ² ; gray	www.wago.com/280-681
	Nr. articol: 280-833 4-conductor through terminal block; 2.5 mm ² ; center marking; for DIN-rail 35 x 15 and 35 x 7.5; CAGE CLAMP®; 2,50 mm ² ; gray	www.wago.com/280-833
	Nr. articol: 280-901 2-conductor through terminal block; 2.5 mm ² ; center marking; for DIN-rail 35 x 15 and 35 x 7.5; CAGE CLAMP®; 2,50 mm ² ; gray	www.wago.com/280-901

Descărcări

Documentation

Additional Information

Technical explanations	Apr 3, 2019	pdf 2,1 MB	Descărcare
------------------------	-------------	---------------	------------

CAD/CAE-Data

CAD data

2D/3D Models 280-803/281-413	URL	Descărcare
------------------------------	-----	------------


CAE data

WSCAD Universe 280-803/281-413	URL	Descărcare
--------------------------------	-----	------------

Installation Notes

Assembly

Supus modificărilor.



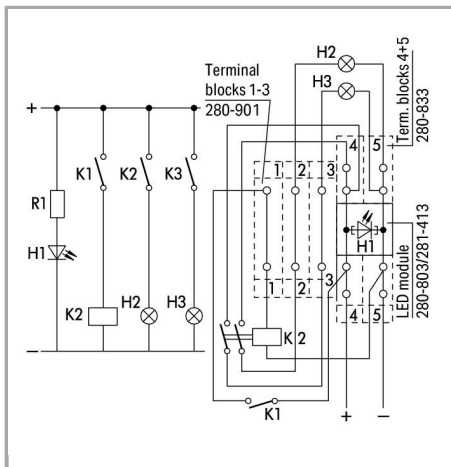
Similar to push-in type jumpers, these LED and neon indicator modules are simply pushed into the current bar's contact slots of two adjacent through terminal blocks, providing the following advantages:

- Compatibility with all 280 Series Through Terminal Blocks
-
- Easy retrofits for existing systems
-

Additional advantages:

- Separation into functional and wiring levels
-
- Fast replacement of other functional units
-

Supus modificărilor.



Control unit

Supus modificărilor.

WAGO Kontakttechnik GmbH & Co. KG
/Representative Office Romania
Sos. Pipera-Tunari nr. 1/1
building 1, 2nd floor | 077190 Voluntari, Ilfov
Tel.: +40-(0)31 421 85 68 | Email: info-RO@wago.com

Aveți întrebări despre produsele noastre?
Vă stăm la dispoziție pentru preluarea apelului la +40 (0) 31 421 85 68.