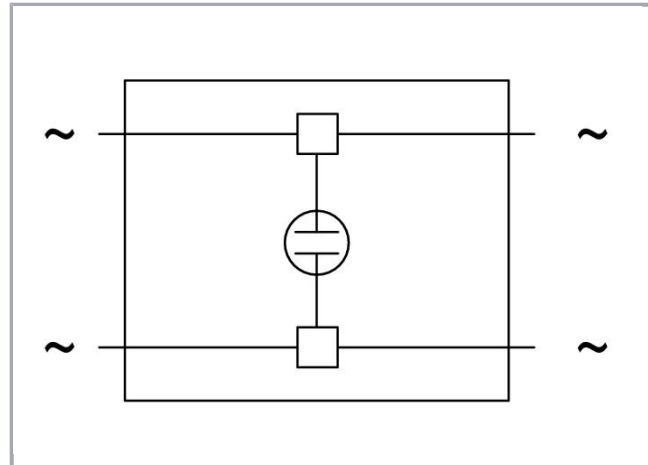


Fișă tehnică | Număr articol: 280-803/281-417

Component plug; 2-pole; 10 mm wide; gray

[www.wago.com/280-803/281-417](http://www.wago.com/280-803/281-417)



## Date

### Electrical data

Supus modificărilor.

WAGO Kontakttechnik GmbH & Co. KG  
/Representative Office Romania  
Sos. Pipera-Tunari nr. 1/1  
building 1, 2nd floor | 077190 Voluntari, Ilfov  
Tel.: +40-(0)31 421 85 68 | Email: info-RO@wago.com

Aveți întrebări despre produsele noastre?  
Vă stăm la dispoziție pentru preluarea apelului la +40 (0) 31 421 85 68.

Voltage type 1	AC/DC
----------------	-------

### Connection data

Actuation type	Operating tool
----------------	----------------

### Geometrical Data

Width	10 mm / 0.394 inch
-------	--------------------

### Material Data

Color	gray
Insulation material	Polyamide 66 (PA 66)
Fire load	0,078 MJ
Weight	4,4 g

### Commercial data

Product Group	1 (Rail Mounted Terminal Blocks)
Packaging type	BOX
Country of origin	DE
GTIN	4045454195984
Customs tariff number	85369010000

### Counterpart

### Produse compatibile

#### clamps



**Nr. articol: 280-101**

2-conductor through terminal block; 2.5 mm<sup>2</sup>; lateral marker slots; for DIN-rail 35 x 15 and 35 x 7.5; CAGE CLAMP®; 2,50 mm<sup>2</sup>; gray

[www.wago.com/280-101](http://www.wago.com/280-101)



**Nr. articol: 280-601**

2-conductor through terminal block; 2.5 mm<sup>2</sup>; lateral marker slots; for DIN-rail 35 x 15 and 35 x 7.5; CAGE CLAMP®; 2,50 mm<sup>2</sup>; gray

[www.wago.com/280-601](http://www.wago.com/280-601)



**Nr. articol: 280-603**

4-conductor through terminal block; 2.5 mm<sup>2</sup>; center marking; for DIN-rail 35 x 15 and 35 x 7.5; CAGE CLAMP®; 2,50 mm<sup>2</sup>; orange

[www.wago.com/280-603](http://www.wago.com/280-603)



**Nr. articol: 280-621**

4-conductor through terminal block; 2.5 mm<sup>2</sup>; lateral marker slots; for DIN-rail 35 x 15 and 35 x 7.5; CAGE CLAMP®; 2,50 mm<sup>2</sup>; gray

[www.wago.com/280-621](http://www.wago.com/280-621)

**Nr. articol: 280-633**

Supus modificărilor.




4-conductor through terminal block; 2.5 mm<sup>2</sup>; center marking; for DIN-rail 35 x 15 and 35 x 7.5; CAGE CLAMP®; 2,50 mm<sup>2</sup>; gray [www.wago.com/280-633](http://www.wago.com/280-633)



**Nr. articol: 280-681**  
3-conductor through terminal block; 2.5 mm<sup>2</sup>; center marking; for DIN-rail 35 x 15 and 35 x 7.5; CAGE CLAMP®; 2,50 mm<sup>2</sup>; gray [www.wago.com/280-681](http://www.wago.com/280-681)



**Nr. articol: 280-833**  
4-conductor through terminal block; 2.5 mm<sup>2</sup>; center marking; for DIN-rail 35 x 15 and 35 x 7.5; CAGE CLAMP®; 2,50 mm<sup>2</sup>; gray [www.wago.com/280-833](http://www.wago.com/280-833)



**Nr. articol: 280-901**  
2-conductor through terminal block; 2.5 mm<sup>2</sup>; center marking; for DIN-rail 35 x 15 and 35 x 7.5; CAGE CLAMP®; 2,50 mm<sup>2</sup>; gray [www.wago.com/280-901](http://www.wago.com/280-901)

## Descărcări

### Documentation

#### Additional Information

Technical explanations	Apr 3, 2019	pdf 2,1 MB	Descărcare
------------------------	-------------	---------------	------------

### CAD/CAE-Data

#### CAD data

2D/3D Models 280-803/281-417	URL	Descărcare
------------------------------	-----	------------


#### CAE data

WSCAD Universe 280-803/281-417	URL	Descărcare
--------------------------------	-----	------------

### Installation Notes

#### Assembly

Supus modificărilor.



Similar to push-in type jumpers, these LED and neon indicator modules are simply pushed into the current bar's contact slots of two adjacent through terminal blocks, providing the following advantages:

- Compatibility with all 280 Series Through Terminal Blocks
- 
- Easy retrofits for existing systems
- 

Additional advantages:

- Separation into functional and wiring levels
- 
- Fast replacement of other functional units
- 

Supus modificărilor.