

Descriere articol

According to EN 61984, pluggable connectors without current interrupting capacity must not be mated or unmated when live or under load.

Safety information 1:

According to EN 61984, pluggable connectors without current interrupting capacity must not be mated or unmated when live or under load.

Date

Electrical data

Supus modificărilor.

WAGO Kontakttechnik GmbH & Co. KG
/Representative Office Romania
Sos. Pipera-Tunari nr. 1/1
building 1, 2nd floor | 077190 Voluntari, Ilfov
Tel.: +40-(0)31 421 85 68 | Email: info-RO@wago.com

Aveți întrebări despre produsele noastre?
Vă stăm la dispoziție pentru preluarea apelului la +40 (0) 31 421 85 68.

**Ratings per IEC/EN 60664-1**

Ratings per	IEC/EN 61984
Nominal voltage (III/3)	500 V
Rated surge voltage (III/3)	6 kV
Rated current	32 A
Legend (ratings)	(III / 3) ≙ Overvoltage category III / Pollution degree 3

Connection data

Connection technology	CAGE CLAMP®
Actuation type	Operating tool
Connectable conductor materials	Copper
Nominal cross-section	4 mm ²
Solid conductor	0,08 ... 4 mm ² / 28 ... 12 AWG
Fine-stranded conductor	0,08 ... 4 mm ² / 28 ... 12 AWG
Strip length	8 ... 9 mm / 0.31 ... 0.35 inch
Pole No.	13
Total number of connection points	13
Total number of potentials	13
Wiring type	Front-entry wiring

Geometrical Data

Width	65 mm / 2.559 inch
Height	45,2 mm / 1.78 inch
Depth	18,3 mm / 0.72 inch
Module width	5 mm / 0.197 inch

Mechanical data

Marking level	Side marking
---------------	--------------

Plug connection

Contact type (pluggable connector)	Female connector/socket
Connector (connection type)	for conductor

Material Data

Color	gray, green-yellow
-------	--------------------

Supus modificărilor.


Insulation material	Polyamide 66 (PA 66)
Fire load	0,692 MJ
Weight	42,2 g

Commercial data



Packaging type	BOX
Country of origin	DE
GTIN	4045454701161
Customs tariff number	85366990990

Aprobări / certificate

Country specific Approvals

Emblemă	Aprobare	Text de aprobare suplimentar	Nume certificat
	CSA DEKRA Certification B.V.	C22.2 No. 158	1101144

UL-Approvals

Emblemă	Aprobare	Text de aprobare suplimentar	Nume certificat
	UR Underwriters Laboratories Inc.	UL 1059	20190731- E45172
	UR Underwriters Laboratories Inc.	UL 1977	20151210- E45171

Counterpart














Produse compatibile

Supus modificărilor.

WAGO Kontakttechnik GmbH & Co. KG
/Representative Office Romania
Sos. Pipera-Tunari nr. 1/1
building 1, 2nd floor | 077190 Voluntari, Ilfov
Tel.: +40-(0)31 421 85 68 | Email: info-RO@wago.com

Aveți întrebări despre produsele noastre?
Vă stăm la dispoziție pentru preluarea apelului la +40 (0) 31 421 85 68.
















General accessories

	Nr. articol: 769-436 Jumper cover; for 1-conductor female plugs; for 5 poles; gray	www.wago.com/769-436
Locking lever		
	Nr. articol: 769-428 Locking lever; gray	www.wago.com/769-428
	Nr. articol: 769-429 Locking lever; orange	www.wago.com/769-429
	Nr. articol: 769-430 Locking lever; gray	www.wago.com/769-430
	Nr. articol: 769-431 Locking lever; orange	www.wago.com/769-431
check		
	Nr. articol: 210-136 Test plug; 2 mm Ø; with 500 mm cable; red	www.wago.com/210-136
	Nr. articol: 210-137 Test plug; 2.3 mm Ø; with 500 mm cable; yellow	www.wago.com/210-137
Marking accessories		
	Nr. articol: 2009-145 Mini-WSB Inline; for Smart Printer; 1700 pieces on roll; stretchable 5 - 5.2 mm; plain; snap-on type; white	www.wago.com/2009-145
	Nr. articol: 2009-145/000-002 Mini-WSB Inline; for Smart Printer; 1700 pieces on roll; stretchable 5 - 5.2 mm; plain; snap-on type; yellow	www.wago.com/2009-145/000-002
	Nr. articol: 2009-145/000-005 Mini-WSB Inline; for Smart Printer; 1700 pieces on roll; stretchable 5 - 5.2 mm; plain; snap-on type; red	www.wago.com/2009-145/000-005
	Nr. articol: 2009-145/000-006 Mini-WSB Inline; for Smart Printer; 1700 pieces on roll; stretchable 5 - 5.2 mm; plain; snap-on type; blue	www.wago.com/2009-145/000-006
	Nr. articol: 2009-145/000-007 Mini-WSB Inline; for Smart Printer; 1700 pieces on roll; stretchable 5 - 5.2 mm; plain; snap-on type; gray	www.wago.com/2009-145/000-007
	Nr. articol: 2009-145/000-012 Mini-WSB Inline; for Smart Printer; 1700 pieces on roll; stretchable 5 - 5.2 mm; plain; snap-on type; orange	www.wago.com/2009-145/000-012

Supus modificărilor.

WAGO Kontakttechnik GmbH & Co. KG
/Representative Office Romania
Sos. Pipera-Tunari nr. 1/1
building 1, 2nd floor | 077190 Voluntari, Ilfov
Tel.: +40-(0)31 421 85 68 | Email: info-RO@wago.com

Aveți întrebări despre produsele noastre?
Vă stăm la dispoziție pentru preluarea apelului la +40 (0) 31 421 85 68.

	Nr. articol: 2009-145/000-023 Mini-WSB Inline; for Smart Printer; 1700 pieces on roll; stretchable 5 - 5.2 mm; plain; snap-on type; green	www.wago.com/2009-145/000-023
	Nr. articol: 2009-145/000-024 Mini-WSB Inline; for Smart Printer; 1700 pieces on roll; stretchable 5 - 5.2 mm; plain; snap-on type; violet	www.wago.com/2009-145/000-024
	Nr. articol: 210-805 Labels; for Smart Printer; permanent adhesive; 6 x 15 mm; white	www.wago.com/210-805
	Nr. articol: 210-805/000-002 Labels; for Smart Printer; permanent adhesive; 6 x 15 mm; yellow	www.wago.com/210-805/000-002
	Nr. articol: 210-831 Marking strips; on reel; 2.3 mm wide; plain; Self-adhesive; white	www.wago.com/210-831
	Nr. articol: 210-832 Marking strips; on reel; 3 mm wide; plain; Self-adhesive; white	www.wago.com/210-832
	Nr. articol: 210-834 Marking strips; on reel; 5 mm wide; plain; Self-adhesive; white	www.wago.com/210-834
	Nr. articol: 248-501 Miniature WSB Quick marking system; plain; Marker width 5 mm; 10 strips with 10 markers per card	www.wago.com/248-501
	Nr. articol: 248-501/000-002 Mini-WSB marking card; as card; not stretchable; plain; snap-on type; yellow	www.wago.com/248-501/000-002
	Nr. articol: 248-501/000-005 Mini-WSB marking card; as card; not stretchable; plain; snap-on type; red	www.wago.com/248-501/000-005
	Nr. articol: 248-501/000-006 Mini-WSB marking card; as card; not stretchable; plain; snap-on type; blue	www.wago.com/248-501/000-006
	Nr. articol: 248-501/000-007 Mini-WSB marking card; as card; not stretchable; plain; snap-on type; gray	www.wago.com/248-501/000-007
	Nr. articol: 248-501/000-012 Mini-WSB marking card; as card; not stretchable; plain; snap-on type; orange	www.wago.com/248-501/000-012
	Nr. articol: 248-501/000-017 Mini-WSB marking card; as card; not stretchable; plain; snap-on type; light green	www.wago.com/248-501/000-017
	Nr. articol: 248-501/000-023 Mini-WSB marking card; as card; not stretchable; plain; snap-on type; green	www.wago.com/248-501/000-023

Supus modificărilor.

**Nr. articol:** 248-501/000-024

Mini-WSB marking card; as card; not stretchable; plain; snap-on type; violet

www.wago.com/248-501/000-024**Male plug****Nr. articol:** 769-6131-conductor male connector; 4 mm²; Pin spacing 5 mm; 13-pole; 4,00 mm²; graywww.wago.com/769-613**Nr. articol:** 769-613/001-0001-conductor male connector; Snap-in mounting feet; 4 mm²; Pin spacing 5 mm; 13-pole; 4,00 mm²; gray /001-000www.wago.com/769-613**Nr. articol:** 769-613/002-0001-conductor male connector; clamping collar; 4 mm²; Pin spacing 5 mm; 13-pole; 4,00 mm²; graywww.wago.com/769-613/002-000**Nr. articol:** 769-613/004-0001-conductor male connector; Feedthrough flange; 4 mm²; Pin spacing 5 mm; 13-pole; 4,00 mm²; graywww.wago.com/769-613/004-000**Nr. articol:** 769-613/005-0001-conductor male connector; Snap-in flange; 4 mm²; Pin spacing 5 mm; 13-pole; 4,00 mm²; graywww.wago.com/769-613/005-000**Nr. articol:** 769-613/006-0001-conductor male connector; Snap-in flange; 4 mm²; Pin spacing 5 mm; 13-pole; 4,00 mm²; graywww.wago.com/769-613/006-000**Nr. articol:** 769-643

THT male header; 1.0 x 1.0 mm solder pin; straight; Pin spacing 5 mm; 13-pole; gray

www.wago.com/769-643**Nr. articol:** 769-643/003-000

THT male header; 1.0 x 1.0 mm solder pin; straight; clamping collar; Pin spacing 5 mm; 13-pole; gray

www.wago.com/769-643**Nr. articol:** 769-643/004-000

THT male header; 1.0 x 1.0 mm solder pin; straight; Pin spacing 5 mm; 13-pole; gray

www.wago.com/769-643/004-000**Nr. articol:** 769-643/007-000

THT male header; 1.0 x 1.0 mm solder pin; straight; clamping collar; Pin spacing 5 mm; 13-pole; gray

www.wago.com/769-643/007-000**Nr. articol:** 769-673

THT male header; 1.0 x 1.0 mm solder pin; angled; Pin spacing 5 mm; 13-pole; gray

www.wago.com/769-673**Nr. articol:** 769-673/003-000

















THT male header; 1.0 x 1.0 mm solder pin; angled; clamping collar; Pin spacing 5 mm; 13-pole; gray

www.wago.com/769-673/003-000**Nr. articol:** 769-673/004-000

THT male header; 1.0 x 1.0 mm solder pin; angled; Pin spacing 5 mm; 13-pole; gray

www.wago.com/769-673/004-000

Supus modificărilor.

Jumper		
	Nr. articol: 769-402 Miniature adjacent jumper; insulated; suitable for 1-conductor female plugs; gray	www.wago.com/769-402
Insulation stop		
	Nr. articol: 769-470 Insulation stop; 0.08 - 0.2 mm ² "s" (0.14 mm ² "f-st"); 5 pieces/strip; white	www.wago.com/769-470
	Nr. articol: 769-471 Insulation stop; 0.25 - 0.5 mm ² ; 5 pieces/strip; light gray	www.wago.com/769-471
	Nr. articol: 769-472 Insulation stop; 0.75 - 1 mm ² ; 5 pieces/strip; dark gray	www.wago.com/769-472
Protective Warning Marker		
	Nr. articol: 280-415 Protective warning marker; with high-voltage symbol, black; for 5 terminal blocks; yellow	www.wago.com/280-415
Strain relief plate		
	Nr. articol: 769-1613 Strain relief housing; gray	www.wago.com/769-1613
	Nr. articol: 769-414 Strain relief plate; gray	www.wago.com/769-414
ferrule		
	Nr. articol: 216-101 Ferrule; Sleeve for 0.5 mm ² / AWG 22; uninsulated; electro-tin plated	www.wago.com/216-101
	Nr. articol: 216-102 Ferrule; Sleeve for 0.75 mm ² / AWG 20; uninsulated; electro-tin plated	www.wago.com/216-102
	Nr. articol: 216-103 Ferrule; Sleeve for 1 mm ² / AWG 18; uninsulated; electro-tin plated	www.wago.com/216-103
	Nr. articol: 216-104 Ferrule; Sleeve for 1.5 mm ² / AWG 16; uninsulated; electro-tin plated	www.wago.com/216-104
	Nr. articol: 216-201 Ferrule; Sleeve for 0.5 mm ² / 20 AWG; insulated; electro-tin plated; white	www.wago.com/216-201
	Nr. articol: 216-202 Ferrule; Sleeve for 0.75 mm ² / 18 AWG; insulated; electro-tin plated; gray	www.wago.com/216-202
	Nr. articol: 216-203 Ferrule; Sleeve for 1 mm ² / AWG 18; insulated; electro-tin plated; red	www.wago.com/216-203
	Nr. articol: 216-204 Ferrule; Sleeve for 1.5 mm ² / AWG 16; insulated; electro-tin plated; black	www.wago.com/216-204
	Nr. articol: 216-206 Ferrule; Sleeve for 2.5 mm ² / AWG 14; insulated; electro-tin plated; blue	www.wago.com/216-206

Supus modificărilor.

Nr. articol: 216-301

Ferrule; Sleeve for 0.25 mm² / AWG 24; insulated; electro-tin plated; yellow

www.wago.com/216-301



Nr. articol: 216-302

Ferrule; Sleeve for 0.34 mm² / 22 AWG; insulated; electro-tin plated; green

www.wago.com/216-302

Descărcări

Documentation

Additional Information

Technical explanations	Apr 3, 2019	pdf 2,1 MB	Descărcare
------------------------	-------------	---------------	------------

CAD/CAE-Data


CAE data

EPLAN Data Portal 769-113/000-036	URL	Descărcare
WSCAD Universe 769-113/000-036	URL	Descărcare


Installation Notes

Conductor termination


Supus modificărilor.



CAGE CLAMP® connection



Operating lever



Operating tool

Female plug: Inserting/removing a conductor via operating tool.

Inserting a conductor via operating tool – side-entry wiring (example shows a female plug).


Inserting a conductor via operating tool – side-entry wiring (example shows a female plug).

Operation 90° to conductor is also possible.


With ferruled conductors, it is necessary to use a terminal block one size smaller than the conductor's nominal cross section.

With ferruled conductors, it is necessary to use a terminal block one size smaller than the conductor's nominal cross section.

Commoning




Commoning 1-conductor female plugs via miniature adjacent jumpers.



Jumper cover for 1-conductor female plugs


Coding

Supus modificărilor.




Coding a female plug by removing coding finger(s) via cutting tool. Do not remove the first and last coding fingers or use an additional locking lever.

Locking lever



Locking/releasing a lever.


Strain Relief



Removing a female plug via conductor bundle provided with strain relief plate.

Marking

Supus modificărilor.



Labeling a female plug with CAGE CLAMP® connection via Mini-WSB quick markers.

Familie de produse

X-COM

Afișare globală produse din familie.

Supus modificărilor.