

## Descriere articol

According to EN 61984, pluggable connectors without current interrupting capacity must not be mated or unmated when live or under load.

### Safety information 1:

According to EN 61984, pluggable connectors without current interrupting capacity must not be mated or unmated when live or under load.

Supus modificărilor.

**Date****Electrical data****Ratings per IEC/EN 60664-1**

Ratings per	IEC/EN 61984
Nominal voltage (III/3)	500 V
Rated surge voltage (III/3)	6 kV
Rated current	32 A
Legend (ratings)	(III / 3) ≙ Overvoltage category III / Pollution degree 3

**Connection data**

Connection technology	CAGE CLAMP®
Actuation type	Operating tool
Connectable conductor materials	Copper
Nominal cross-section	4 mm <sup>2</sup>
Solid conductor	0,08 ... 4 mm <sup>2</sup> / 28 ... 12 AWG
Fine-stranded conductor	0,08 ... 4 mm <sup>2</sup> / 28 ... 12 AWG
Strip length	8 ... 9 mm / 0.31 ... 0.35 inch
Pole No.	8
Total number of connection points	8
Total number of potentials	8
Wiring type	Front-entry wiring

**Geometrical Data**

Width	40 mm / 1.575 inch
Height	45,2 mm / 1.78 inch
Depth	18,3 mm / 0.72 inch
Module width	5 mm / 0.197 inch

**Mechanical data**

Marking level	Side marking
---------------	--------------

**Plug connection**

Contact type (pluggable connector)	Female connector/socket
Connector (connection type)	for conductor

Supus modificărilor.

## Material Data


Color	green-yellow, blue, gray
Insulation material	Polyamide 66 (PA 66)
Fire load	0,43 MJ
Weight	25,9 g

## Commercial data



Packaging type	BOX
Country of origin	DE
GTIN	4050821653486
Customs tariff number	85366990990

## Aprobări / certificate

### Country specific Approvals

Emblemă	Aprobare	Text de aprobare suplimentar	Nume certificat
	CSA DEKRA Certification B.V.	C22.2 No. 158	1101144

### UL-Approvals

Emblemă	Aprobare	Text de aprobare suplimentar	Nume certificat
	UR Underwriters Laboratories Inc.	UL 1059	20190731- E45172
	UR Underwriters Laboratories Inc.	UL 1977	20151210- E45171

## Counterpart


## Produse compatibile

Supus modificărilor.











WAGO Kontakttechnik GmbH & Co. KG  
/Representative Office Romania  
Sos. Pipera-Tunari nr. 1/1  
building 1, 2nd floor | 077190 Voluntari, Ilfov  
Tel.: +40-(0)31 421 85 68 | Email: info-RO@wago.com

Aveți întrebări despre produsele noastre?  
Vă stăm la dispoziție pentru preluarea apelului la +40 (0) 31 421 85 68.

### General accessories
















	<b>Nr. articol: 769-436</b> Jumper cover; for 1-conductor female plugs; for 5 poles; gray	<a href="http://www.wago.com/769-436">www.wago.com/769-436</a>
--	--	--

### Marking accessories

	<b>Nr. articol: 2009-145</b> Mini-WSB Inline; for Smart Printer; 1700 pieces on roll; stretchable 5 - 5.2 mm; plain; snap-on type; white	<a href="http://www.wago.com/2009-145">www.wago.com/2009-145</a>
	<b>Nr. articol: 2009-145/000-002</b> Mini-WSB Inline; for Smart Printer; 1700 pieces on roll; stretchable 5 - 5.2 mm; plain; snap-on type; yellow	<a href="http://www.wago.com/2009-145/000-002">www.wago.com/2009-145/000-002</a>
	<b>Nr. articol: 2009-145/000-005</b> Mini-WSB Inline; for Smart Printer; 1700 pieces on roll; stretchable 5 - 5.2 mm; plain; snap-on type; red	<a href="http://www.wago.com/2009-145/000-005">www.wago.com/2009-145/000-005</a>
	<b>Nr. articol: 2009-145/000-006</b> Mini-WSB Inline; for Smart Printer; 1700 pieces on roll; stretchable 5 - 5.2 mm; plain; snap-on type; blue	<a href="http://www.wago.com/2009-145/000-006">www.wago.com/2009-145/000-006</a>
	<b>Nr. articol: 2009-145/000-007</b> Mini-WSB Inline; for Smart Printer; 1700 pieces on roll; stretchable 5 - 5.2 mm; plain; snap-on type; gray	<a href="http://www.wago.com/2009-145/000-007">www.wago.com/2009-145/000-007</a>
	<b>Nr. articol: 2009-145/000-012</b> Mini-WSB Inline; for Smart Printer; 1700 pieces on roll; stretchable 5 - 5.2 mm; plain; snap-on type; orange	<a href="http://www.wago.com/2009-145/000-012">www.wago.com/2009-145/000-012</a>
	<b>Nr. articol: 2009-145/000-023</b> Mini-WSB Inline; for Smart Printer; 1700 pieces on roll; stretchable 5 - 5.2 mm; plain; snap-on type; green	<a href="http://www.wago.com/2009-145/000-023">www.wago.com/2009-145/000-023</a>
	<b>Nr. articol: 2009-145/000-024</b> Mini-WSB Inline; for Smart Printer; 1700 pieces on roll; stretchable 5 - 5.2 mm; plain; snap-on type; violet	<a href="http://www.wago.com/2009-145/000-024">www.wago.com/2009-145/000-024</a>
	<b>Nr. articol: 210-805</b> Labels; for Smart Printer; permanent adhesive; 6 x 15 mm; white	<a href="http://www.wago.com/210-805">www.wago.com/210-805</a>
	<b>Nr. articol: 210-805/000-002</b> Labels; for Smart Printer; permanent adhesive; 6 x 15 mm; yellow	<a href="http://www.wago.com/210-805/000-002">www.wago.com/210-805/000-002</a>

**Nr. articol: 210-831**

Supus modificărilor.

	Marking strips; on reel; 2.3 mm wide; plain; Self-adhesive; white	<a href="http://www.wago.com/210-831">www.wago.com/210-831</a>
	<b>Nr. articol: 210-832</b> Marking strips; on reel; 3 mm wide; plain; Self-adhesive; white	<a href="http://www.wago.com/210-832">www.wago.com/210-832</a>
	<b>Nr. articol: 210-834</b> Marking strips; on reel; 5 mm wide; plain; Self-adhesive; white	<a href="http://www.wago.com/210-834">www.wago.com/210-834</a>
	<b>Nr. articol: 248-501</b> Miniature WSB Quick marking system; plain; Marker width 5 mm; 10 strips with 10 markers per card	<a href="http://www.wago.com/248-501">www.wago.com/248-501</a>
	<b>Nr. articol: 248-501/000-002</b> Mini-WSB marking card; as card; not stretchable; plain; snap-on type; yellow	<a href="http://www.wago.com/248-501/000-002">www.wago.com/248-501/000-002</a>
	<b>Nr. articol: 248-501/000-005</b> Mini-WSB marking card; as card; not stretchable; plain; snap-on type; red	<a href="http://www.wago.com/248-501/000-005">www.wago.com/248-501/000-005</a>
	<b>Nr. articol: 248-501/000-006</b> Mini-WSB marking card; as card; not stretchable; plain; snap-on type; blue	<a href="http://www.wago.com/248-501/000-006">www.wago.com/248-501/000-006</a>
	<b>Nr. articol: 248-501/000-007</b> Mini-WSB marking card; as card; not stretchable; plain; snap-on type; gray	<a href="http://www.wago.com/248-501/000-007">www.wago.com/248-501/000-007</a>
	<b>Nr. articol: 248-501/000-012</b> Mini-WSB marking card; as card; not stretchable; plain; snap-on type; orange	<a href="http://www.wago.com/248-501/000-012">www.wago.com/248-501/000-012</a>
	<b>Nr. articol: 248-501/000-017</b> Mini-WSB marking card; as card; not stretchable; plain; snap-on type; light green	<a href="http://www.wago.com/248-501/000-017">www.wago.com/248-501/000-017</a>
	<b>Nr. articol: 248-501/000-023</b> Mini-WSB marking card; as card; not stretchable; plain; snap-on type; green	<a href="http://www.wago.com/248-501/000-023">www.wago.com/248-501/000-023</a>
	<b>Nr. articol: 248-501/000-024</b> Mini-WSB marking card; as card; not stretchable; plain; snap-on type; violet	<a href="http://www.wago.com/248-501/000-024">www.wago.com/248-501/000-024</a>
<b>Insulation stop</b>		
	<b>Nr. articol: 769-470</b> Insulation stop; 0.08 - 0.2 mm <sup>2</sup> "s" (0.14 mm <sup>2</sup> "f-st"); 5 pieces/strip; white	<a href="http://www.wago.com/769-470">www.wago.com/769-470</a>
	<b>Nr. articol: 769-471</b> Insulation stop; 0.25 - 0.5 mm <sup>2</sup> ; 5 pieces/strip; light gray	<a href="http://www.wago.com/769-471">www.wago.com/769-471</a>
	<b>Nr. articol: 769-472</b> Insulation stop; 0.75 - 1 mm <sup>2</sup> ; 5 pieces/strip; dark gray	<a href="http://www.wago.com/769-472">www.wago.com/769-472</a>

Supus modificărilor.

## Strain relief plate



**Nr. articol: 769-413**  
Strain relief plate; gray

[www.wago.com/769-413](http://www.wago.com/769-413)

## Protective Warning Marker



**Nr. articol: 280-415**  
Protective warning marker; with high-voltage symbol, black; for 5 terminal blocks; yellow

[www.wago.com/280-415](http://www.wago.com/280-415)

## Locking lever



**Nr. articol: 769-428**  
Locking lever; gray

[www.wago.com/769-428](http://www.wago.com/769-428)



**Nr. articol: 769-429**  
Locking lever; orange

[www.wago.com/769-429](http://www.wago.com/769-429)



**Nr. articol: 769-430**  
Locking lever; gray

[www.wago.com/769-430](http://www.wago.com/769-430)



**Nr. articol: 769-431**  
Locking lever; orange

[www.wago.com/769-431](http://www.wago.com/769-431)

## check



**Nr. articol: 210-136**  
Test plug; 2 mm Ø; with 500 mm cable; red

[www.wago.com/210-136](http://www.wago.com/210-136)



**Nr. articol: 210-137**  
Test plug; 2.3 mm Ø; with 500 mm cable; yellow

[www.wago.com/210-137](http://www.wago.com/210-137)

## Male plug



**Nr. articol: 769-608**  
1-conductor male connector; 4 mm<sup>2</sup>; Pin spacing 5 mm; 8-pole; 4,00 mm<sup>2</sup>; gray

[www.wago.com/769-608](http://www.wago.com/769-608)



**Nr. articol: 769-608/001-000**  
1-conductor male connector; Snap-in mounting feet; 4 mm<sup>2</sup>; Pin spacing 5 mm; 8-pole; 4,00 mm<sup>2</sup>; gray

[www.wago.com/769-608/001-000](http://www.wago.com/769-608/001-000)



**Nr. articol: 769-608/002-000**  
1-conductor male connector; clamping collar; 4 mm<sup>2</sup>; Pin spacing 5 mm; 8-pole; 4,00 mm<sup>2</sup>; gray

[www.wago.com/769-608/002-000](http://www.wago.com/769-608/002-000)



**Nr. articol: 769-608/004-000**  
1-conductor male connector; Feedthrough flange; 4 mm<sup>2</sup>; Pin spacing 5 mm; 8-pole; 4,00 mm<sup>2</sup>; gray

[www.wago.com/769-608/004-000](http://www.wago.com/769-608/004-000)



**Nr. articol: 769-608/005-000**  
1-conductor male connector; Snap-in flange; 4 mm<sup>2</sup>; Pin spacing 5 mm; 8-pole; 4,00 mm<sup>2</sup>; gray

















[www.wago.com/769-608/005-000](http://www.wago.com/769-608/005-000)



**Nr. articol: 769-608/006-000**  
1-conductor male connector; Snap-in flange; 4 mm<sup>2</sup>; Pin spacing 5 mm; 8-pole; 4,00 mm<sup>2</sup>; gray

[www.wago.com/769-608/006-000](http://www.wago.com/769-608/006-000)

Supus modificărilor.

	<b>Nr. articol: 769-638</b> THT male header; 1.0 x 1.0 mm solder pin; straight; Pin spacing 5 mm; 8-pole; gray	<a href="http://www.wago.com/769-638">www.wago.com/769-638</a>
	<b>Nr. articol: 769-638/003-000</b> THT male header; 1.0 x 1.0 mm solder pin; straight; clamping collar; Pin spacing 5 mm; 8-pole; gray	<a href="http://www.wago.com/769-638/003-000">www.wago.com/769-638/003-000</a>
	<b>Nr. articol: 769-638/004-000</b> THT male header; 1.0 x 1.0 mm solder pin; straight; Pin spacing 5 mm; 8-pole; gray	<a href="http://www.wago.com/769-638/004-000">www.wago.com/769-638/004-000</a>
	<b>Nr. articol: 769-638/007-000</b> THT male header; 1.0 x 1.0 mm solder pin; straight; clamping collar; Pin spacing 5 mm; 8-pole; gray	<a href="http://www.wago.com/769-638/007-000">www.wago.com/769-638/007-000</a>
	<b>Nr. articol: 769-668</b> THT male header; 1.0 x 1.0 mm solder pin; angled; Pin spacing 5 mm; 8-pole; gray	<a href="http://www.wago.com/769-668">www.wago.com/769-668</a>
	<b>Nr. articol: 769-668/003-000</b> THT male header; 1.0 x 1.0 mm solder pin; angled; clamping collar; Pin spacing 5 mm; 8-pole; gray	<a href="http://www.wago.com/769-668/003-000">www.wago.com/769-668/003-000</a>
	<b>Nr. articol: 769-668/004-000</b> THT male header; 1.0 x 1.0 mm solder pin; angled; Pin spacing 5 mm; 8-pole; gray	<a href="http://www.wago.com/769-668/004-000">www.wago.com/769-668/004-000</a>
<b>ferrule</b>		
	<b>Nr. articol: 216-101</b> Ferrule; Sleeve for 0.5 mm <sup>2</sup> / AWG 22; uninsulated; electro-tin plated	<a href="http://www.wago.com/216-101">www.wago.com/216-101</a>
	<b>Nr. articol: 216-102</b> Ferrule; Sleeve for 0.75 mm <sup>2</sup> / AWG 20; uninsulated; electro-tin plated	<a href="http://www.wago.com/216-102">www.wago.com/216-102</a>
	<b>Nr. articol: 216-103</b> Ferrule; Sleeve for 1 mm <sup>2</sup> / AWG 18; uninsulated; electro-tin plated	<a href="http://www.wago.com/216-103">www.wago.com/216-103</a>
	<b>Nr. articol: 216-104</b> Ferrule; Sleeve for 1.5 mm <sup>2</sup> / AWG 16; uninsulated; electro-tin plated	<a href="http://www.wago.com/216-104">www.wago.com/216-104</a>
	<b>Nr. articol: 216-201</b> Ferrule; Sleeve for 0.5 mm <sup>2</sup> / 20 AWG; insulated; electro-tin plated; white	<a href="http://www.wago.com/216-201">www.wago.com/216-201</a>
	<b>Nr. articol: 216-202</b> Ferrule; Sleeve for 0.75 mm <sup>2</sup> / 18 AWG; insulated; electro-tin plated; gray	<a href="http://www.wago.com/216-202">www.wago.com/216-202</a>
	<b>Nr. articol: 216-203</b> Ferrule; Sleeve for 1 mm <sup>2</sup> / AWG 18; insulated; electro-tin plated; red	<a href="http://www.wago.com/216-203">www.wago.com/216-203</a>
	<b>Nr. articol: 216-204</b> Ferrule; Sleeve for 1.5 mm <sup>2</sup> / AWG 16; insulated; electro-tin plated; black	<a href="http://www.wago.com/216-204">www.wago.com/216-204</a>
	<b>Nr. articol: 216-206</b> Ferrule; Sleeve for 2.5 mm <sup>2</sup> / AWG 14; insulated; electro-tin plated; blue	<a href="http://www.wago.com/216-206">www.wago.com/216-206</a>

Supus modificărilor.

Nr. articol: 216-301

Ferrule; Sleeve for 0.25 mm<sup>2</sup> / AWG 24; insulated; electro-tin plated; yellow

[www.wago.com/216-301](http://www.wago.com/216-301)



Nr. articol: 216-302

Ferrule; Sleeve for 0.34 mm<sup>2</sup> / 22 AWG; insulated; electro-tin plated; green

[www.wago.com/216-302](http://www.wago.com/216-302)

#### Jumper



Nr. articol: 769-402

Miniature adjacent jumper; insulated; suitable for 1-conductor female plugs; gray

[www.wago.com/769-402](http://www.wago.com/769-402)

## Descărcări

### Documentation

#### Additional Information

Technical explanations

Apr 3, 2019

pdf  
2,1 MB

[Descărcare](#)

## CAD/CAE-Data

### CAE data

EPLAN Data Portal 769-108/000-039

[URL](#)

[Descărcare](#)

WSCAD Universe 769-108/000-039

[URL](#)


[Descărcare](#)

## Installation Notes

Conductor termination

Supus modificărilor.





CAGE CLAMP® connection



Operating lever



Operating tool

Female plug: Inserting/removing a conductor via operating tool.

Inserting a conductor via operating tool – side-entry wiring (example shows a female plug).


Inserting a conductor via operating tool – side-entry wiring (example shows a female plug).

Operation 90° to conductor is also possible.


With ferruled conductors, it is necessary to use a terminal block one size smaller than the conductor's nominal cross section.

With ferruled conductors, it is necessary to use a terminal block one size smaller than the conductor's nominal cross section.

### Commoning



Commoning 1-conductor female plugs via miniature adjacent jumpers.



Jumper cover for 1-conductor female plugs


### Coding

Supus modificărilor.




Coding a female plug by removing coding finger(s) via cutting tool. Do not remove the first and last coding fingers or use an additional locking lever.

#### Locking lever



Locking/releasing a lever.


#### Strain Relief



Removing a female plug via conductor bundle provided with strain relief plate.

#### Marking

Supus modificărilor.



Labeling a female plug with CAGE CLAMP® connection via Mini-WSB quick markers.

## Familie de produse

### X-COM

Afișare globală produse din familie.

Supus modificărilor.