



## Date

### Electrical data

### Ratings per IEC/EN 60664-1

Legend (ratings)

(III / 2) ≙ Overvoltage category III / Pollution degree 2

Supus modificărilor.

WAGO Kontakttechnik GmbH & Co. KG  
/Representative Office Romania  
Sos. Pipera-Tunari nr. 1/1  
building 1, 2nd floor | 077190 Voluntari, Ilfov  
Tel.: +40-(0)31 421 85 68 | Email: [info-RO@wago.com](mailto:info-RO@wago.com)

Aveți întrebări despre produsele noastre?  
Vă stăm la dispoziție pentru preluarea apelului la +40 (0) 31 421 85 68.

**Approvals per UL 1059**

Approvals per	UL 1059
---------------	---------

**Connection data**

Number of connection types	1
Jumper assignment	1 to 3

**Geometrical Data**

Pin spacing	7.5 mm / 0.295 inch
-------------	---------------------

**Mechanical data**

Suitable	for 745 Series 745 – 6 mm <sup>2</sup> and 2706 Series
----------	--

**Material Data**

Contact material	Copper alloy
Contact plating	tin-plated
Weight	1,7 g

**Commercial data**


Product Group	4 (Printed Circuit)
Packaging type	BOX
Country of origin	CH
GTIN	4017332608398
Customs tariff number	85366990990

**Counterpart****Descărcări****Documentation****Additional Information**


Technical explanations	Apr 3, 2019	pdf 3,6 MB	Descărcare
------------------------	-------------	---------------	------------

Supus modificărilor.


## Installation Notes



Inserting a comb-style jumper bar.



To insert a comb-style jumper bar, push it down using a screwdriver until it hits the backstop – 745 Series.



To remove the comb-style jumper bar, lift it up using a screwdriver – 745 Series.

Supus modificărilor.