



## Date

### Electrical data

### Ratings per IEC/EN 60664-1

Legend (ratings)

(III / 2) ≙ Overvoltage category III / Pollution degree 2

### Approvals per UL 1059

Approvals per

UL 1059

### Connection data

Number of connection types

1

Jumper assignment

5-way

Supus modificărilor.



## Geometrical Data

Pin spacing	10 mm / 0.394 inch
-------------	--------------------

## Mechanical data

Suitable	for 745 Series – 4 mm <sup>2</sup>
----------	------------------------------------

## Material Data

Contact material	Copper alloy
Contact plating	tin-plated
Weight	2,7 g

## Commercial data

Product Group	4 (Printed Circuit)
Packaging type	BOX
Country of origin	CH
GTIN	4044918303439
Customs tariff number	85366990990

## Counterpart

### Descărcări

#### Documentation

##### Additional Information


Technical explanations	Apr 3, 2019	pdf 3,6 MB	Descărcare
------------------------	-------------	---------------	------------

## Installation Notes


Supus modificărilor.

WAGO Kontakttechnik GmbH & Co. KG  
/Representative Office Romania  
Sos. Pipera-Tunari nr. 1/1  
building 1, 2nd floor | 077190 Voluntari, Ilfov  
Tel.: +40-(0)31 421 85 68 | Email: info-RO@wago.com


Aveți întrebări despre produsele noastre?  
Vă stăm la dispoziție pentru preluarea apelului la +40 (0) 31 421 85 68.



Inserting a comb-style jumper bar.



To insert a comb-style jumper bar, push it down using a screwdriver until it hits the backstop – 745 Series.



To remove the comb-style jumper bar, lift it up using a screwdriver – 745 Series.

Supus modificărilor.