


## Fișă tehnică | Număr articol: 231-842/001-000

THT male header; 1.0 x 1.0 mm solder pin; angled; Pin spacing 7.5 mm; 12-pole; gray

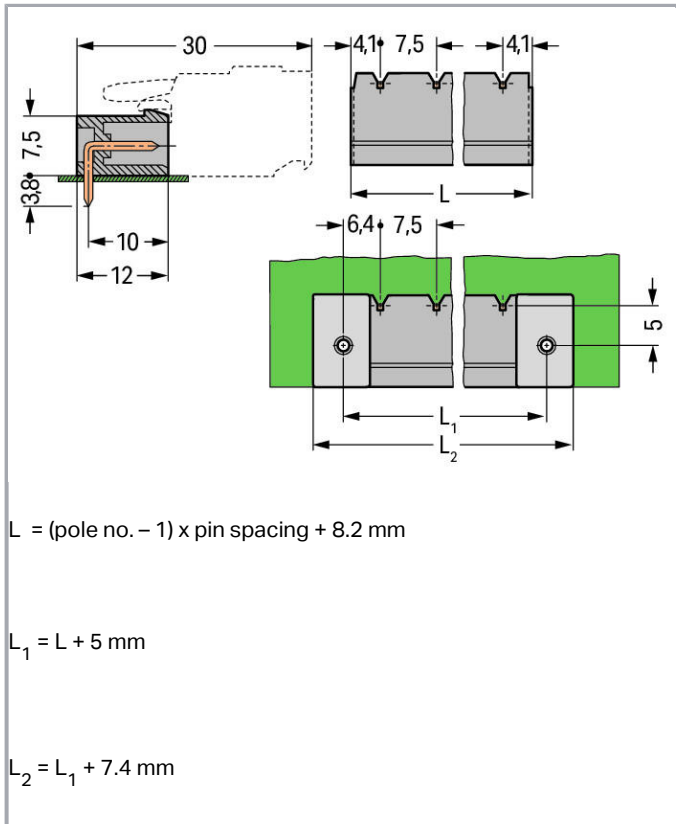
[www.wago.com/231-842/001-000](http://www.wago.com/231-842/001-000)



Supus modificărilor.

WAGO Kontakttechnik GmbH & Co. KG  
/Representative Office Romania  
Sos. Pipera-Tunari nr. 1/1  
building 1, 2nd floor | 077190 Voluntari, Ilfov  
Tel.: +40-(0)31 421 85 68 | Email: info-RO@wago.com

Aveți întrebări despre produsele noastre?  
Vă stăm la dispoziție pentru preluarea apelului la +40 (0) 31 421 85 68.



## Descriere articol

- Horizontal or vertical PCB mounting via straight or angled solder pins
- Pin cross-section: 1 x 1 mm
- With coding fingers

### Safety information 1:

The *MULTI CONNECTION SYSTEM (MCS)* is designed without breaking capacity for compliance with DIN EN 61984. When used as intended, MCS Connectors shall not be connected/disconnected when live or under load. The circuit design should ensure header pins, which can be touched, are not live when unmated.

## Date

### Electrical data

### Ratings per IEC/EN 60664-1

| Ratings per             | IEC/EN 60664-1 |
|-------------------------|----------------|
| Nominal voltage (III/3) | 500 V          |

Supus modificărilor.

WAGO Kontakttechnik GmbH & Co. KG  
 /Representative Office Romania  
 Sos. Pipera-Tunari nr. 1/1  
 building 1, 2nd floor | 077190 Voluntari, Ilfov  
 Tel.: +40-(0)31 421 85 68 | Email: info-RO@wago.com

Aveți întrebări despre produsele noastre?  
 Vă stăm la dispoziție pentru preluarea apelului la +40 (0) 31 421 85 68.



|                             |   |
|-----------------------------|---|
| Rated surge voltage (III/3) | 6 kV  |
| Rated voltage (III/2)       | 630 V   |
| Rated surge voltage (III/2) | 6 kV  |
| Nominal voltage (II/2)      | 1000 V  |
| Rated surge voltage (II/2)  | 6 kV  |
| Rated current               | 12 A  |
| Legend (ratings)            | (III / 2) $\hat{=}$ Overvoltage category III / Pollution degree 2 |

### Approvals per UL 1059

|                                |         |
|--------------------------------|---------|
| Rated voltage UL (Use Group B) | 300 V   |
| Rated current UL (Use Group B) | 10 A    |
| Rated voltage UL (Use Group D) | 300 V   |
| Rated current UL (Use Group D) | 10 A    |
| Approvals per                  | UL 1059 |

### Approvals per UL 1977

|                       |       |
|-----------------------|-------|
| Rated voltage UL 1977 | 600 V |
| Rated current UL 1977 | 10 A  |

### Approvals per CSA

|                                 |       |
|---------------------------------|-------|
| Rated voltage CSA (Use Group B) | 300 V |
| Rated current CSA (Use Group B) | 10 A  |
| Rated voltage CSA (Use Group D) | 300 V |
| Rated current CSA (Use Group D) | 10 A  |

### Connection data

|                            |    |
|----------------------------|----|
| Pole No.                   | 12 |
| Total number of potentials | 12 |
| Number of connection types | 1  |
| Number of levels           | 1  |

### Geometrical Data

|                         |                      |
|-------------------------|----------------------|
| Pin spacing             | 7.5 mm / 0.295 inch  |
| Width                   | 90.7 mm / 3.571 inch |
| Height                  | 12.2 mm / 0.48 inch  |
| Height from the surface | 8.4 mm / 0.331 inch  |

Supus modificărilor.

WAGO Kontakttechnik GmbH & Co. KG  
 /Representative Office Romania  
 Sos. Pipera-Tunari nr. 1/1  
 building 1, 2nd floor | 077190 Voluntari, Ilfov  
 Tel.: +40-(0)31 421 85 68 | Email: info-RO@wago.com

Aveți întrebări despre produsele noastre?  
 Vă stăm la dispoziție pentru preluarea apelului la +40 (0) 31 421 85 68.



|                                      |                          |
|--------------------------------------|--------------------------|
| Depth                                | 12 mm / 0.472 inch       |
| Solder pin length                    | 3,8 mm                   |
| Solder pin dimensions                | 1 x 1 mm                 |
| Drilled hole diameter with tolerance | 1.4 <sup>(+0.1)</sup> mm |

**Plug connection**

|                                    |                     |
|------------------------------------|---------------------|
| Contact type (pluggable connector) | Male connector/plug |
| Connector (connection type)        | for PCBs            |
| Mismating protection               | No                  |
| Mating direction to the PCB        | 0°                  |

**PCB contact**

|                                     |   |
|-------------------------------------|---|
| PCB contact                         | THT                                     |
| Solder pin arrangement              | over the entire male connector, in line |
| Number of solder pins per potential | 1                                       |

**Material Data**

|                             |  |
|-----------------------------|--|
| Color                       | gray                                   |
| Material group              | I                                      |
| Insulation material         | Polyamide 66 (PA 66)                   |
| Flammability class per UL94 | V0                                     |
| Contact material            | Electrolytic copper (E <sub>Cu</sub> ) |
| Contact plating             | tin-plated                             |
| Fire load                   | 0,093 MJ                               |
| Weight                      | 4,8 g                                  |

**Environmental Requirements**

|                         |                 |
|-------------------------|-----------------|
| Limit temperature range | -60 ... +100 °C |
|-------------------------|-----------------|

**Commercial data**

|                       |                        |
|-----------------------|------------------------|
| Product Group         | 3 (Multi Conn. System) |
| Packaging type        | BOX                    |
| Country of origin     | DE                     |
| GTIN                  | 4044918868310          |
| Customs tariff number | 85366990990            |



Supus modificărilor.

WAGO Kontakttechnik GmbH & Co. KG  
 /Representative Office Romania  
 Sos. Pipera-Tunari nr. 1/1  
 building 1, 2nd floor | 077190 Voluntari, Ilfov  
 Tel.: +40-(0)31 421 85 68 | Email: info-RO@wago.com

Aveți întrebări despre produsele noastre?  
 Vă stăm la dispoziție pentru preluarea apelului la +40 (0) 31 421 85 68.

## Aprobări / certificate



## Country specific Approvals

| Emblemă  | Aprobare                              | Text de aprobare suplimentar | Nume certificat |
|--|---------------------------------------|------------------------------|-----------------|
|  | CSA<br>DEKRA Certification B.V.       | C22.2                        | 1466354         |
|  | KEMA/KEUR<br>DEKRA Certification B.V. | EN 61984                     | 2190761.01      |



## Ship Approvals

| Emblemă  | Aprobare                           | Text de aprobare suplimentar | Nume certificat          |
|--|------------------------------------|------------------------------|--------------------------|
|  | ABS<br>American Bureau of Shipping | -                            | 19-<br>HG1869876-<br>PDA |

## UL-Approvals

| Emblemă  | Aprobare                             | Text de aprobare suplimentar | Nume certificat     |
|--|--------------------------------------|------------------------------|---------------------|
|  | UR<br>Underwriters Laboratories Inc. | UL 1059                      | E45172              |
|  | UR<br>Underwriters Laboratories Inc. | UL 1977                      | 20150318-<br>E45171 |

## Counterpart

|  |   |  |
|--|---|--|
|  | Nr. articol 231-212/026-000<br>1-conductor female plug; 2.5 mm <sup>2</sup> ; Pin spacing 7.5 mm; 12-pole; 2,50 mm <sup>2</sup> ; gray                      | <a href="http://www.wago.com/231-212/026-000">www.wago.com/231-212/026-000</a>   |
|  | Nr. articol 231-2212/037-000<br>2-conductor female connector; Locking lever; 2.5 mm <sup>2</sup> ; Pin spacing 7.5 mm; 12-pole; 2,50 mm <sup>2</sup> ; gray | <a href="http://www.wago.com/231-2212/037-000">www.wago.com/231-2212/037-000</a> |

Supus modificărilor.



WAGO Kontakttechnik GmbH & Co. KG  
/Representative Office Romania  
Sos. Pipera-Tunari nr. 1/1  
building 1, 2nd floor | 077190 Voluntari, Ilfov  
Tel.: +40-(0)31 421 85 68 | Email: info-RO@wago.com

Aveți întrebări despre produsele noastre?  
Vă stăm la dispoziție pentru preluarea apelului la +40 (0) 31 421 85 68.

|   |  |  |
|---|--|--|
|   | <b>Nr. articol</b> 231-2212/026-000<br>2-conductor female connector; 2.5 mm <sup>2</sup> ; Pin spacing 7.5 mm; 12-pole; 2,50 mm <sup>2</sup> ; gray                          | <a href="http://www.wago.com/231-2212/026-000">www.wago.com/231-2212/026-000</a> |
|   | <b>Nr. articol</b> 2231-212/031-000<br>1-conductor female plug; push-button; clamping collar; 2.5 mm <sup>2</sup> ; Pin spacing 7.5 mm; 12-pole; 2,50 mm <sup>2</sup> ; gray | <a href="http://www.wago.com/2231-212/031-000">www.wago.com/2231-212/031-000</a> |
|   | <b>Nr. articol</b> 2231-212/026-000<br>1-conductor female plug; push-button; 2.5 mm <sup>2</sup> ; Pin spacing 7.5 mm; 12-pole; 2,50 mm <sup>2</sup> ; gray                  | <a href="http://www.wago.com/2231-212/026-000">www.wago.com/2231-212/026-000</a> |
|   | <b>Nr. articol</b> 2231-212/037-000<br>1-conductor female plug; push-button; Locking lever; 2.5 mm <sup>2</sup> ; Pin spacing 7.5 mm; 12-pole; 2,50 mm <sup>2</sup> ; gray   | <a href="http://www.wago.com/2231-212/037-000">www.wago.com/2231-212/037-000</a> |
|   | <b>Nr. articol</b> 231-212/031-000<br>1-conductor female plug; clamping collar; 2.5 mm <sup>2</sup> ; Pin spacing 7.5 mm; 12-pole; 2,50 mm <sup>2</sup> ; gray               | <a href="http://www.wago.com/231-212/031-000">www.wago.com/231-212/031-000</a>   |
|   | <b>Nr. articol</b> 231-212/027-000<br>1-conductor female plug; clamping collar; 2.5 mm <sup>2</sup> ; Pin spacing 7.5 mm; 12-pole; 2,50 mm <sup>2</sup> ; gray               | <a href="http://www.wago.com/231-212/027-000">www.wago.com/231-212/027-000</a>   |
|   | <b>Nr. articol</b> 231-212/037-000<br>1-conductor female plug; Locking lever; 2.5 mm <sup>2</sup> ; Pin spacing 7.5 mm; 12-pole; 2,50 mm <sup>2</sup> ; gray                 | <a href="http://www.wago.com/231-212/037-000">www.wago.com/231-212/037-000</a>   |
|  | <b>Nr. articol</b> 732-112/026-000<br>1-conductor female plug; angled; 2.5 mm <sup>2</sup> ; Pin spacing 7.5 mm; 12-pole; 2,50 mm <sup>2</sup> ; gray                        | <a href="http://www.wago.com/732-112/026-000">www.wago.com/732-112/026-000</a>   |

## Produce compatibile

### Marking accessories

|  |  |  |
|--|--|--|
|  | <b>Nr. articol:</b> 210-833<br>Marking strips; on reel; 6 mm wide; plain; Self-adhesive; white | <a href="http://www.wago.com/210-833">www.wago.com/210-833</a> |
|  | <b>Nr. articol:</b> 210-834<br>Marking strips; on reel; 5 mm wide; plain; Self-adhesive; white | <a href="http://www.wago.com/210-834">www.wago.com/210-834</a> |

### Coding

|  |  |  |
|--|--|--|
|  | <b>Nr. articol:</b> 231-130<br>Coding key; snap-on type; light gray        | <a href="http://www.wago.com/231-130">www.wago.com/231-130</a> |
|  | <b>Nr. articol:</b> 231-500<br>Spacer; for formation of groups; light gray | <a href="http://www.wago.com/231-500">www.wago.com/231-500</a> |

Supus modificărilor.



## Descărcări

### Documentation

#### Additional Information

|                        |             |               |            |
|------------------------|-------------|---------------|------------|
| Technical explanations | Apr 3, 2019 | pdf<br>3,6 MB | Descărcare |
|------------------------|-------------|---------------|------------|

### CAD/CAE-Data

#### CAD data

|                              |     |            |
|------------------------------|-----|------------|
| 2D/3D Models 231-842/001-000 | URL | Descărcare |
|------------------------------|-----|------------|

#### CAE data

|                                   |     |            |
|-----------------------------------|-----|------------|
| EPLAN Data Portal 231-842/001-000 | URL | Descărcare |
|-----------------------------------|-----|------------|

#### PCB Design

|                                      |     |            |
|--------------------------------------|-----|------------|
| Symbol and Footprint 231-842/001-000 | URL | Descărcare |
|--------------------------------------|-----|------------|

CAX data for your PCB design, consisting of "schematic symbols and PCB footprints", allow easy integration of the WAGO component into your development environment.

#### Supported formats:

- Accel EDA 14 & 15
- Altium 6 to current version
- Cadence Allegro
- DesignSpark
- Eagle Libraries
- KiCad
- Mentor Graphics BoardStation
- Mentor Graphics Design Architect
- Mentor Graphics Design Expedition 99 and 2000
- OrCAD 9.X PCB and Capture
- PADS PowerPCB 3, 3.5, 4.X, and 5.X
- PADS PowerPCB and PowerLogic 3.0
- PCAD 2000, 2001, 2002, 2004, and 2006
- Pulsonix 8.5 or newer
- STL
- 3D STEP

Supus modificărilor.

WAGO Kontakttechnik GmbH & Co. KG  
/Representative Office Romania  
Sos. Pipera-Tunari nr. 1/1  
building 1, 2nd floor | 077190 Voluntari, Ilfov  
Tel.: +40-(0)31 421 85 68 | Email: info-RO@wago.com

Aveți întrebări despre produsele noastre?  
Vă stăm la dispoziție pentru preluarea apelului la +40 (0) 31 421 85 68.


- TARGET 3001!
- View Logic ViewDraw
- Quadcept
- Zuken CadStar 3 and 4
- Zuken CR-5000 and CR-8000

PCB Component Libraries (EDA), PCB CAD Library Ultra Librarian

---

## Installation Notes

### Coding



Coding a male header – fitting coding key(s).

## Familie de produse

<i>MCS</i> MIDI Classic

Afișare globală produse din familie.

Supus modificărilor.