

Fișă tehnică | Număr articol: 231-541/001-000

THT male header; 1.0 x 1.0 mm solder pin; angled; Pin spacing 5.08 mm; 11-pole; orange

www.wago.com/231-541/001-000



Supus modificărilor.

WAGO Kontakttechnik GmbH & Co. KG
/Representative Office Romania
Sos. Pipera-Tunari nr. 1/1
building 1, 2nd floor | 077190 Voluntari, Ilfov
Tel.: +40-(0)31 421 85 68 | Email: info-RO@wago.com

Aveți întrebări despre produsele noastre?
Vă stăm la dispoziție pentru preluarea apelului la +40 (0) 31 421 85 68.



Descriere articol

- Horizontal or vertical PCB mounting via straight or angled solder pins
- Pin cross-section: 1 x 1 mm
- With coding fingers

Safety information 1:

The *MULTI CONNECTION SYSTEM (MCS)* is designed without breaking capacity for compliance with DIN EN 61984. When used as intended, MCS Connectors shall not be connected/disconnected when live or under load. The circuit design should ensure header pins, which can be touched, are not live when unmated.

Date

Electrical data

Ratings per IEC/EN 60664-1

Ratings per	IEC/EN 60664-1
Nominal voltage (III/3)	320 V

Supus modificărilor.

WAGO Kontakttechnik GmbH & Co. KG
 /Representative Office Romania
 Sos. Pipera-Tunari nr. 1/1
 building 1, 2nd floor | 077190 Voluntari, Ilfov
 Tel.: +40-(0)31 421 85 68 | Email: info-RO@wago.com

Aveți întrebări despre produsele noastre?
 Vă stăm la dispoziție pentru preluarea apelului la +40 (0) 31 421 85 68.



Rated surge voltage (III/3)	4 kV
Rated voltage (III/2)	320 V
Rated surge voltage (III/2)	4 kV
Nominal voltage (II/2)	630 V
Rated surge voltage (II/2)	4 kV
Rated current	12 A
Legend (ratings)	(III / 2) $\hat{=}$ Overvoltage category III / Pollution degree 2

Approvals per UL 1059

Rated voltage UL (Use Group B)	300 V
Rated current UL (Use Group B)	10 A
Rated voltage UL (Use Group D)	300 V
Rated current UL (Use Group D)	10 A
Approvals per	UL 1059

Approvals per UL 1977

Rated voltage UL 1977	600 V
Rated current UL 1977	10 A

Approvals per CSA

Rated voltage CSA (Use Group B)	300 V
Rated current CSA (Use Group B)	10 A
Rated voltage CSA (Use Group D)	300 V
Rated current CSA (Use Group D)	10 A

Connection data

Pole No.	11
Total number of potentials	11
Number of connection types	1
Number of levels	1

Geometrical Data

Pin spacing	5.08 mm / 0.2 inch
Width	59 mm / 2.323 inch
Height	12.2 mm / 0.48 inch
Height from the surface	8.4 mm / 0.331 inch

Supus modificărilor.

WAGO Kontakttechnik GmbH & Co. KG
 /Representative Office Romania
 Sos. Pipera-Tunari nr. 1/1
 building 1, 2nd floor | 077190 Voluntari, Ilfov
 Tel.: +40-(0)31 421 85 68 | Email: info-RO@wago.com

Aveți întrebări despre produsele noastre?
 Vă stăm la dispoziție pentru preluarea apelului la +40 (0) 31 421 85 68.



Depth	12 mm / 0.472 inch
Solder pin length	3,8 mm
Solder pin dimensions	1 x 1 mm
Drilled hole diameter with tolerance	1.4 ^(+0.1) mm

Plug connection

Contact type (pluggable connector)	Male connector/plug
Connector (connection type)	for PCBs
Mismating protection	No
Mating direction to the PCB	0°

PCB contact

PCB contact	THT
Solder pin arrangement	over the entire male connector, in line
Number of solder pins per potential	1

Material Data

Color	orange
Material group	I
Insulation material	Polyamide 66 (PA 66)
Flammability class per UL94	V0
Contact material	Electrolytic copper (E _{Cu})
Contact plating	tin-plated
Fire load	0,064 MJ
Weight	3,5 g

Environmental Requirements

Limit temperature range	-60 ... +100 °C
-------------------------	-----------------

Commercial data

Product Group	3 (Multi Conn. System)
Packaging type	BOX
Country of origin	PL
GTIN	4044918867252
Customs tariff number	85366990990



Supus modificărilor.

WAGO Kontakttechnik GmbH & Co. KG
 /Representative Office Romania
 Sos. Pipera-Tunari nr. 1/1
 building 1, 2nd floor | 077190 Voluntari, Ilfov
 Tel.: +40-(0)31 421 85 68 | Email: info-RO@wago.com

Aveți întrebări despre produsele noastre?
 Vă stăm la dispoziție pentru preluarea apelului la +40 (0) 31 421 85 68.

Aprobări / certificate



Country specific Approvals

Emblemă	Aprobare	Text de aprobare suplimentar	Nume certificat
	CSA DEKRA Certification B.V.	C22.2	1466354
	KEMA/KEUR DEKRA Certification B.V.	EN 61984	2190761.01




Ship Approvals

Emblemă	Aprobare	Text de aprobare suplimentar	Nume certificat
	ABS American Bureau of Shipping	-	19- HG1869876- PDA

UL-Approvals

Emblemă	Aprobare	Text de aprobare suplimentar	Nume certificat
	UL UL International Germany GmbH	UL 1977	E45171
	UR Underwriters Laboratories Inc.	UL 1059	E45172

Counterpart

	Nr. articol 231-311/026-000 1-conductor female plug; 2.5 mm ² ; Pin spacing 5.08 mm; 11-pole; 2,50 mm ² ; orange	www.wago.com/231-311/026-000
	Nr. articol 231-2311/026-000 2-conductor female connector; 2.5 mm ² ; Pin spacing 5.08 mm; 11-pole; 2,50 mm ² ; orange	www.wago.com/231-2311/026-000
	Nr. articol 231-2311/037-000	www.wago.com/231-2311/037-000

Supus modificărilor.

WAGO Kontakttechnik GmbH & Co. KG
/Representative Office Romania
Sos. Pipera-Tunari nr. 1/1
building 1, 2nd floor | 077190 Voluntari, Ilfov
Tel.: +40-(0)31 421 85 68 | Email: info-RO@wago.com



Aveți întrebări despre produsele noastre?
Vă stăm la dispoziție pentru preluarea apelului la +40 (0) 31 421 85 68.

	2-conductor female connector; Locking lever; 2.5 mm ² ; Pin spacing 5.08 mm; 11-pole; 2,50 mm ² ; orange	000
	Nr. articol 2231-311/026-000 1-conductor female plug; push-button; 2.5 mm ² ; Pin spacing 5.08 mm; 11-pole; 2,50 mm ² ; orange	www.wago.com/2231-311/026-000
	Nr. articol 2231-311/031-000 1-conductor female plug; push-button; clamping collar; 2.5 mm ² ; Pin spacing 5.08 mm; 11-pole; 2,50 mm ² ; orange	www.wago.com/2231-311/031-000
	Nr. articol 2231-311/037-000 1-conductor female plug; push-button; Locking lever; 2.5 mm ² ; Pin spacing 5.08 mm; 11-pole; 2,50 mm ² ; orange	www.wago.com/2231-311/037-000
	Nr. articol 2231-311/102-000 1-conductor female plug; push-button; with integrated end plate; 2.5 mm ² ; Pin spacing 5.08 mm; 11-pole; 2,50 mm ² ; orange	www.wago.com/2231-311/102-000
	Nr. articol 231-311/027-000 1-conductor female plug; clamping collar; 2.5 mm ² ; Pin spacing 5.08 mm; 11-pole; 2,50 mm ² ; orange	www.wago.com/231-311/027-000
	Nr. articol 231-311/031-000 1-conductor female plug; clamping collar; 2.5 mm ² ; Pin spacing 5.08 mm; 11-pole; 2,50 mm ² ; orange	www.wago.com/231-311/031-000
	Nr. articol 231-311/037-000 1-conductor female plug; Locking lever; 2.5 mm ² ; Pin spacing 5.08 mm; 11-pole; 2,50 mm ² ; orange	www.wago.com/231-311/037-000
	Nr. articol 231-311/037-047/035-000 1-conductor female plug; Locking lever; Strain relief plate; direct marking; 2.5 mm ² ; Pin spacing 5.08 mm; 11-pole; 2,50 mm ² ; orange	www.wago.com/231-311/037-047/035-000
	Nr. articol 231-311/102-000 1-conductor female plug; with integrated end plate; 2.5 mm ² ; Pin spacing 5.08 mm; 11-pole; 2,50 mm ² ; orange	www.wago.com/231-311/102-000
	Nr. articol 232-311/026-000 1-conductor female plug; angled; 2.5 mm ² ; Pin spacing 5.08 mm; 11-pole; 2,50 mm ² ; orange	www.wago.com/232-311/026-000
	Nr. articol 232-411/026-000 1-conductor female plug; angled; 2.5 mm ² ; Pin spacing 5.08 mm; 11-pole; 2,50 mm ² ; orange	www.wago.com/232-411/026-000
	Nr. articol 232-411/026-000/035-000 1-conductor female plug; angled; Strain relief plate; 2.5 mm ² ; Pin spacing 5.08 mm; 11-pole; 2,50 mm ² ; orange	www.wago.com/232-411/026-000/035-000

Supus modificărilor.

Produce compatibile

Marking accessories

	Nr. articol: 210-833 Marking strips; on reel; 6 mm wide; plain; Self-adhesive; white	www.wago.com/210-833
	Nr. articol: 210-834 Marking strips; on reel; 5 mm wide; plain; Self-adhesive; white	www.wago.com/210-834

Coding

	Nr. articol: 231-129 Coding key; snap-on type; light gray	www.wago.com/231-129
	Nr. articol: 231-500 Spacer; for formation of groups; light gray	www.wago.com/231-500

Descărcări

Documentation

Additional Information

Technical explanations	Apr 3, 2019	pdf 3,6 MB	Descărcare
------------------------	-------------	---------------	------------

CAD/CAE-Data

CAD data

2D/3D Models 231-541/001-000	URL	Descărcare
------------------------------	-----	------------

CAE data

EPLAN Data Portal 231-541/001-000	URL	Descărcare
-----------------------------------	-----	------------

PCB Design

Symbol and Footprint 231-541/001-000	URL	Descărcare
--------------------------------------	-----	------------

CAX data for your PCB design, consisting of "schematic symbols and PCB footprints", allow easy integration of the WAGO component into your development environment.

Supported formats:

- Accel EDA 14 & 15
- Altium 6 to current version
- Cadence Allegro


Supus modificărilor.

- DesignSpark
- Eagle Libraries
- KiCad
- Mentor Graphics BoardStation
- Mentor Graphics Design Architect
- Mentor Graphics Design Expedition 99 and 2000
- OrCAD 9.X PCB and Capture
- PADS PowerPCB 3, 3.5, 4.X, and 5.X
- PADS PowerPCB and PowerLogic 3.0
- PCAD 2000, 2001, 2002, 2004, and 2006
- Pulsonix 8.5 or newer
- STL
- 3D STEP
- TARGET 3001!
- View Logic ViewDraw
- Quadcept
- Zuken CadStar 3 and 4
- Zuken CR-5000 and CR-8000

PCB Component Libraries (EDA), PCB CAD Library Ultra Librarian

Installation Notes

Coding



Coding a male header – fitting coding key(s).

Familie de produse

<i>MCS</i> MIDI Classic

Afișare globală produse din familie.

Supus modificărilor.

WAGO Kontakttechnik GmbH & Co. KG
/Representative Office Romania
Sos. Pipera-Tunari nr. 1/1
building 1, 2nd floor | 077190 Voluntari, Ilfov
Tel.: +40-(0)31 421 85 68 | Email: info-RO@wago.com

Aveți întrebări despre produsele noastre?
Vă stăm la dispoziție pentru preluarea apelului la +40 (0) 31 421 85 68.