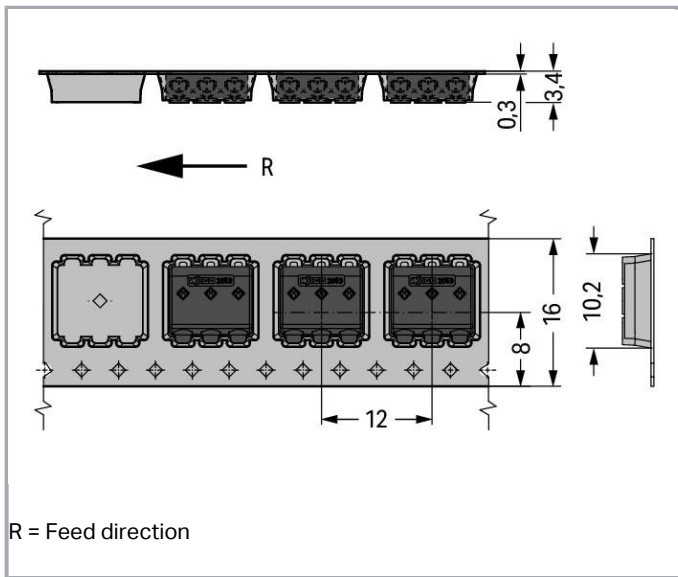
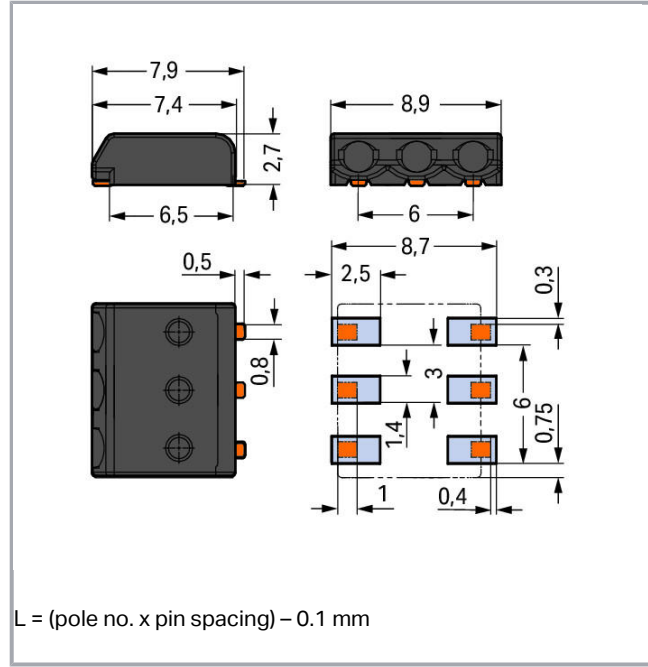


# Fișă tehnică | Număr articol: 2059-323/998-403

SMD PCB terminal block; 0.5 mm<sup>2</sup>; Pin spacing 3 mm; 3-pole; PUSH WIRE®; in tape-and-reel packaging; 0,50 mm<sup>2</sup>; black



[www.wago.com/2059-323/998-403](http://www.wago.com/2059-323/998-403)



## Descriere articol

- SMD PCB terminal blocks with PUSH WIRE® connection technology

Supus modificărilor.

WAGO Kontakttechnik GmbH & Co. KG  
/Representative Office Romania  
Sos. Pipera-Tunari nr. 1/1  
building 1, 2nd floor | 077190 Voluntari, Ilfov  
Tel.: +40-(0)31 421 85 68 | Email: info-RO@wago.com

Aveți întrebări despre produsele noastre?  
Vă stăm la dispoziție pentru preluarea apelului la +40 (0) 31 421 85 68.



- Push-in termination of solid conductors
- Easy conductor removal via operating tool
- Height of just 2.7 mm
- Assemble terminal blocks without pole loss
- Available in tape-and-reel packaging for automated assembly

**Note:**

Application notes:

Suitable for lead-free, reflow-soldering profiles per DIN EN 61760-1 and IEC 60068-2-58 up to max. 260°C peak temperature. Due to application-specific variables (component configuration and orientation, type of soldering machine, solder paste), trial runs are recommended to ensure product and process compatibility under actual manufacturing conditions.

**Note:**

Depending on reflow soldering temperatures and times, color deviations may occur. These deviations will have no impact on functionality.

**Recommendation:**

Recommendation for stencil:

Material thickness: 150 µm; Pattern layout identical to solder pad layout

**Date**

**Electrical data**

**Ratings per IEC/EN 60664-1**

Ratings per	IEC/EN 60664-1
Nominal voltage (III/3)	63 V
Rated surge voltage (III/3)	2,5 kV
Rated voltage (III/2)	160 V
Rated surge voltage (III/2)	2,5 kV
Nominal voltage (II/2)	320 V
Rated surge voltage (II/2)	2,5 kV
Rated current	3 A
Legend (ratings)	(III / 2) ≙ Overvoltage category III / Pollution degree 2

Supus modificărilor.

## Approvals per UL 1059

Approvals per	UL 1059
---------------	---------

## Approvals per UL 1977

Rated voltage UL 1977	250 V
Rated current UL 1977	3 A

## Connection data

Connection technology	PUSH WIRE®
Actuation type	Operating tool
Solid conductor	0,14 ... 0,34 mm <sup>2</sup> / 26 ... 22 AWG
Strip length	4 ... 5,5 mm / 0.16 ... 0.22 inch
Conductor connection direction to PCB	0°
Pole No.	3
Solid conductor 2	0,5 mm <sup>2</sup> / 20 AWG
Note (conductor cross-section) 2	No reconnection of smaller conductor cross-sections (0.5 mm <sup>2</sup> /20 AWG)
Strip length 2	6 ... 7,5 mm / 0.24 ... 0.3 inch
Total number of connection points	3
Total number of potentials	3
Number of connection types	1
Number of levels	1
Note (conductor cross-section)	For conductors (26 AWG) that are not rigid enough, the clamping unit must be opened using an operating tool.

## Geometrical Data

Pin spacing	3 mm / 0.118 inch
Width	8,9 mm / 0.35 inch
Height	2,7 mm / 0.106 inch
Depth	7,9 mm / 0.311 inch
Reel diameter of tape-and-reel packaging	330 mm
Tape width	16 mm

## PCB contact

PCB contact	SMD
-------------	-----

Supus modificărilor.

## Material Data

Color	black
Material group	I
Insulation material	Polyphthalamide (PPA GF)
Flammability class per UL94	V0
Clamping spring material	Chrome nickel spring steel (CrNi)
Contact material	Copper alloy
Contact plating	tin-plated
Fire load	0,004 MJ
Weight	0,2 g

## Environmental Requirements




Limit temperature range	-60 ... +105 °C
-------------------------	-----------------

## Commercial data

Packaging type	BOX
Country of origin	CH
GTIN	4055143476515
Customs tariff number	85369010000

## Aprobări / certificate

### Country specific Approvals

Embleă	Aprobare	Text de aprobare suplimentar	Nume certificat
	CCA DEKRA Certification B.V.	EN 60947-7-4	NTR NL-7680
	CCA DEKRA Certification B.V.	EN 60838	NTR NL-7720
	KEMA/KEUR DEKRA Certification B.V.	EN 60947-7-4	71-103560
	KEMA/KEUR DEKRA Certification B.V.	EN 60838	71-106226

Supus modificărilor.

WAGO Kontakttechnik GmbH & Co. KG  
/Representative Office Romania  
Sos. Pipera-Tunari nr. 1/1  
building 1, 2nd floor | 077190 Voluntari, Ilfov  
Tel.: +40-(0)31 421 85 68 | Email: info-RO@wago.com

Aveți întrebări despre produsele noastre?  
Vă stăm la dispoziție pentru preluarea apelului la +40 (0) 31 421 85 68.






## Counterpart

## Produse compatibile

### tools

	<b>Nr. articol: 2059-189</b> Operating tool; made of insulating material; for 2059 Series	<a href="http://www.wago.com/2059-189">www.wago.com/2059-189</a>
	<b>Nr. articol: 206-859</b> Operating tool; for 2059 Series	<a href="http://www.wago.com/206-859">www.wago.com/206-859</a>

### General accessories

	<b>Nr. articol: 2059-903</b> Board-to-Board Link; Pin spacing 3 mm; 3-pole; Length: 15.3 mm; white	<a href="http://www.wago.com/2059-903">www.wago.com/2059-903</a>
	<b>Nr. articol: 2059-903/018-000</b> Board-to-Board Link; Pin spacing 3 mm; 3-pole; Length: 17.5 mm; white	<a href="http://www.wago.com/2059-903/018-000">www.wago.com/2059-903/018-000</a>
	<b>Nr. articol: 2059-903/021-000</b> Board-to-Board Link; Pin spacing 3 mm; 3-pole; Length: 20.5 mm; white	<a href="http://www.wago.com/2059-903/021-000">www.wago.com/2059-903/021-000</a>

## Descărcări

### Documentation

#### Additional Information

Technical explanations	Apr 3, 2019	pdf 3,6 MB	Descărcare
------------------------	-------------	---------------	------------

## Installation Notes

### Conductor termination

Supus modificărilor.



Inserting solid conductors via push-in termination.

#### Conductor termination



Easy conductor removal (e.g., via 206-859 Operating Tool)

Supus modificărilor.