


Fișă tehnică | Număr articol: 294-4223

Lighting connector; push-button, external; with snap-in ground contact; 3-pole; Lighting side: for solid conductors; Inst. side: for all conductor types; max. 2.5 mm²; Surrounding air temperature: max 85°C (T85); 2,50 mm²; white

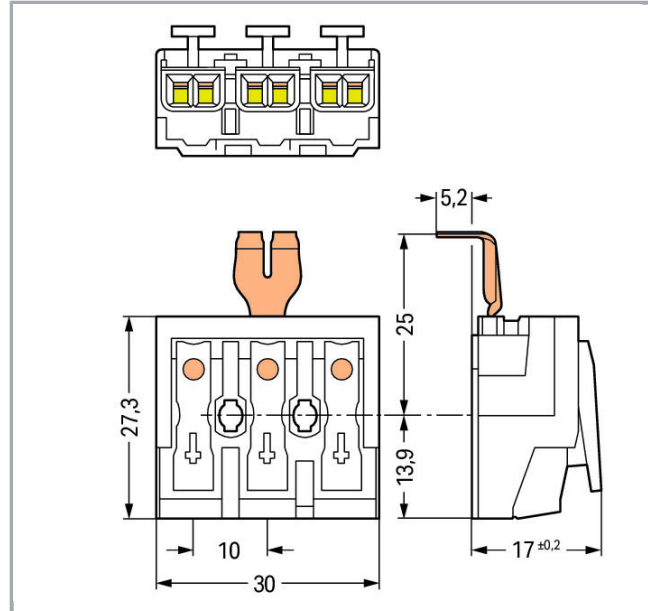
www.wago.com/294-4223



RoHS Compliant

[BOMcheck.net](https://www.bomcheck.net)

Culoare:



Descriere articol

- External connection of solid, stranded and fine-stranded conductors
- Universal conductor termination (AWG, metric)
- Third contact at bottom
- Strain relief plate can be retrofitted

Date

Electrical data

Supus modificărilor.

WAGO Kontakttechnik GmbH & Co. KG
/Representative Office Romania
Sos. Pipera-Tunari nr. 1/1
building 1, 2nd floor | 077190 Voluntari, Ilfov
Tel.: +40-(0)31 421 85 68 | Email: info-RO@wago.com

Aveți întrebări despre produsele noastre?
Vă stăm la dispoziție pentru preluarea apelului la +40 (0) 31 421 85 68.



Ratings per IEC/EN 60664-1

| | |
|------------------------------|---|
| Ratings per | IEC/EN 60998-1 |
| Ratings (note) | Connection points |
| Nominal voltage (II/2) | 500 V |
| Rated surge voltage (II/2) | 4 kV |
| Rated current | 24 A |
| Ratings per | IEC/EN 60998-2-2 |
| Ratings (note) 2 | Connection points |
| Rated voltage (II/2) 2 | 500 V |
| Rated surge voltage (II/2) 2 | 4 kV |
| Rated current 2 | 24 A |
| Rated current 3 | 16 A |
| Legend (ratings) | (II / 2) ≙ Overvoltage category II / Pollution degree 2 |

Connection data

| | |
|--|---|
| Connection type (1) | External 1 |
| Connection technology | Push-in CAGE CLAMP® |
| Number of connection points (connection type) | 2 |
| Actuation type | Operating tool Push-button |
| Connectable conductor materials | Copper |
| Solid conductor | 0,5 ... 2,5 mm ² / 18 ... 12 AWG |
| Solid conductor; push-in termination | 0,5 ... 2,5 mm ² / 18 ... 12 AWG |
| Stranded conductor | 0,5 ... 2,5 mm ² / 18 ... 14 AWG |
| Fine-stranded conductor | 0,5 ... 2,5 mm ² / 18 ... 14 AWG |
| Fine-stranded conductor; with insulated ferrule | 0,5 ... 1,5 mm ² / 18 ... 16 AWG |
| Fine-stranded conductor; with uninsulated ferrule | 0,5 ... 1,5 mm ² / 18 ... 16 AWG |
| Fine-stranded conductor; with ferrule; push-in termination | 0,5 mm ² / 18 AWG |
| Strip length | 8 ... 9 mm / 0.31 ... 0.35 inch |
| Pole No. | 3 |
| Connection type 2 | Internal 2 |
| Connection technology 2 | PUSH WIRE® |
| Number of connection points | 1 |
| Solid conductor 2 | 0,5 ... 2,5 mm ² / 18 ... 14 AWG |
| Fine-stranded conductor; with insulated ferrule 2 | 0,5 ... 1 mm ² / 18 ... 16 AWG |
| Fine-stranded conductor; with uninsulated ferrule 2 | 0,5 ... 1,5 mm ² / 18 ... 14 AWG |
| Strip length 2 | 8 ... 9 mm / 0.31 ... 0.35 inch |

Supus modificărilor.

WAGO Kontakttechnik GmbH & Co. KG
/Representative Office Romania
Sos. Pipera-Tunari nr. 1/1
building 1, 2nd floor | 077190 Voluntari, Ilfov
Tel.: +40-(0)31 421 85 68 | Email: info-RO@wago.com

Aveți întrebări despre produsele noastre?
Vă stăm la dispoziție pentru preluarea apelului la +40 (0) 31 421 85 68.



| | |
|---|--|
| Connection type (3) | Internal 3 |
| Number of connection points | 1 |
| Solid conductor 3 | 0,5 ... 1,5 mm ² / 18 ... 16 AWG |
| Fine-stranded conductor; with insulated ferrule 3 | 0,5 ... 0,75 mm ² / 18 AWG 0,5 ... 0,75mm ² / 18 AWG |
| Fine-stranded conductor; with uninsulated ferrule 3 | 0,5 ... 1 mm ² / 18 AWG |
| Connection type (4) | Internal 4 |
| Number of connection points | 1 |
| Solid conductor 4 | 0,5 ... 0,75 mm ² / 18 AWG |
| Total number of connection points | 15 |
| Total number of potentials | 3 |
| Number of connection types | 4 |
| Wiring type | Side-entry wiring |
| Ground function | with snap-in ground contact |

Geometrical Data

| | |
|-------------------------|----------------------|
| Pin spacing | 10 mm / 0.394 inch |
| Width | 30 mm / 1.181 inch |
| Height from the surface | 17 mm / 0.669 inch |
| Depth | 27,3 mm / 1.075 inch |

Mechanical data

| | |
|---------|----------|
| Marking | N´-PE-L´ |
|---------|----------|

Material Data

| | |
|-----------------------------|--|
| Color | white |
| Material group | III a |
| Insulation material | Polycarbonate (PC) |
| Flammability class per UL94 | V0 |
| Clamping spring material | Chrome nickel spring steel (CrNi) |
| Contact material | Electrolytic copper (E _{Cu}) |
| Contact plating | tin-plated |
| Fire load | 0,182 MJ |
| Weight | 10,2 g |

Environmental Requirements

| | |
|-----------------------|--------|
| Temperature stability | 120 °C |
|-----------------------|--------|

Supus modificărilor.

WAGO Kontakttechnik GmbH & Co. KG
 /Representative Office Romania
 Sos. Pipera-Tunari nr. 1/1
 building 1, 2nd floor | 077190 Voluntari, Ilfov
 Tel.: +40-(0)31 421 85 68 | Email: info-RO@wago.com

Aveți întrebări despre produsele noastre?
 Vă stăm la dispoziție pentru preluarea apelului la +40 (0) 31 421 85 68.

T marking


T85

Commercial data

| | |
|-----------------------|--------------------------------|
| Product Group | 8 (Misc. Chassis Mount Blocks) |
| Packaging type | bag |
| Country of origin | PL |
| GTIN | 4050821097877 |
| Customs tariff number | 85369010000 |

Aprobări / certificate



Country specific Approvals

| Emblemă | Aprobare | Text de aprobare suplimentar | Nume certificat |
|--|-------------------------------------|------------------------------|-----------------|
|  | ENEC 05 DEKRA Certification B.V. | EN 60998 | 2128791.01 |





Counterpart

Produse compatibile

tools

| | | |
|--|--|--|
|  | Nr. articol: 206-294 Disconnection tool | www.wago.com/206-294 |
|  | Nr. articol: 294-199 Operating tool; for pressing the snap-in mounting feet into the mounting plate; For fitting ground contacts; for 294 Series | www.wago.com/294-199 |

Strain relief plate

| | | |
|--|---|--|
|  | Nr. articol: 294-364 Strain relief plate; for 294 Series; for multicore cables; 3- to 5-pole; with secured clamp; white | www.wago.com/294-364 |
|  | Nr. articol: 294-370 Strain relief; for 294 Series; with snap-in mounting feet; white | www.wago.com/294-370 |
|  | Nr. articol: 294-375 Strain relief; for 294 Series; without snap-in mounting feet; white | www.wago.com/294-375 |
|  | Nr. articol: 294-384 Strain relief plate; for 294 Series; for single strands; 3- to 5-pole; with secured clamp; white | www.wago.com/294-384 |

Supus modificărilor.

WAGO Kontakttechnik GmbH & Co. KG
/Representative Office Romania
Sos. Pipera-Tunari nr. 1/1
building 1, 2nd floor | 077190 Voluntari, Ilfov
Tel.: +40-(0)31 421 85 68 | Email: info-RO@wago.com

Aveți întrebări despre produsele noastre?
Vă stăm la dispoziție pentru preluarea apelului la +40 (0) 31 421 85 68.

Descărcări

Documentation

Additional Information

Technical explanations

Apr 3, 2019

pdf
2,1 MB

Descărcare

CAD/CAE-Data

CAD data

2D/3D Models 294-4223

URL

Descărcare

CAE data

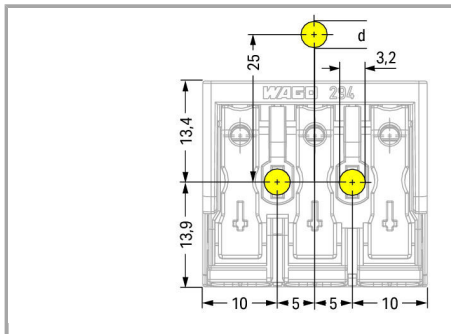
WSCAD Universe 294-4223

URL

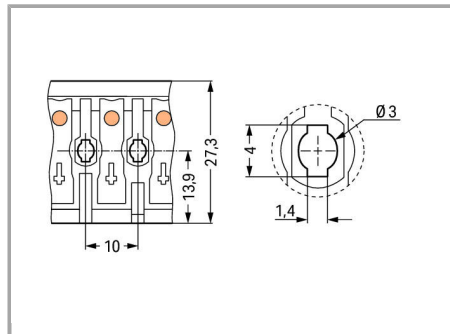
Descărcare

Installation Notes

Installation



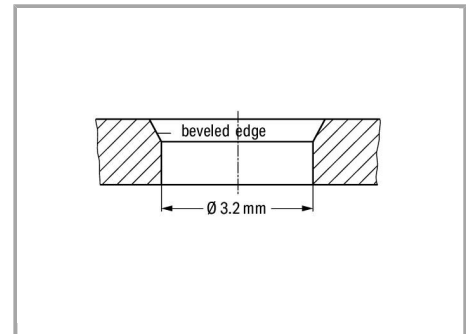
3-pole –with snap-in ground contact, d = 4.9 mm



Mounting hole for screw

Notice:

The maximum thread diameter for self-tapping screws is 3 mm.

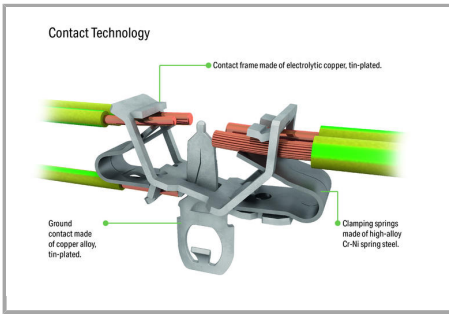


Hole for screw mount

Notice:

The maximum thread diameter for self-tapping screws is 3 mm.

Supus modificărilor.



| EUROPE |
|--------------------------------------|
| 1 x 0.5 ... 2.5 mm ² "s" |
| 1 x 0.5 ... 1.5 mm ² "s" |
| 1 x 0.5 ... 0.75 mm ² "s" |
| AMERICA |
| 1 x AWG 18 ... 14 "s" |
| 1 x AWG 18 ... 16 "s" |
| 1 x AWG 18 "s" |
| JAPAN |
| 1 x 0.8 ... 1.6 mm diam. "s" |
| 1 x 0.8 ... 1 mm diam. "s" |
| 1 x 0.8 mm diam. "s" |


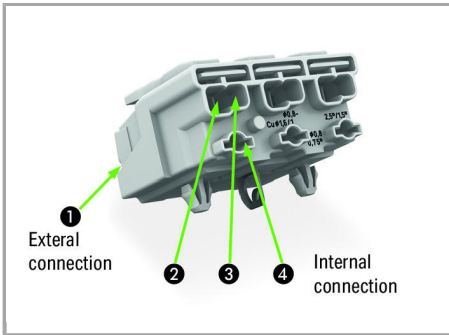
| EUROPE |
|---|
| 2 x 0.5 ... 2.5 mm ² "s, str, f-str" |
| |
| |
| AMERICA |
| 2 x AWG 18 ... 12 "s" |
| 2 x AWG 18 ... 14 "s, f-str" |
| |
| JAPAN |
| 2 x 0.8 ... 2 mm diam. "s" |
| 2 x 0.5 ... 2 mm ² "str, f-str" |
| |

Internal connection:


External connection:

PUSH WIRE® for internal wiring with solid conductors

Push-in CAGE CLAMP® for field-wiring with all conductor types



Terminating five conductors per pole – solid and fine-stranded.



Supus modificărilor.

WAGO Kontakttechnik GmbH & Co. KG
 /Representative Office Romania
 Sos. Pipera-Tunari nr. 1/1
 building 1, 2nd floor | 077190 Voluntari, Ilfov
 Tel.: +40-(0)31 421 85 68 | Email: info-RO@wago.com

Aveți întrebări despre produsele noastre?
 Vă stăm la dispoziție pentru preluarea apelului la +40 (0) 31 421 85 68.