

Fișă tehnică | Număr articol: 218-522

PCB terminal block; Locking slides; 0.5 mm<sup>2</sup>; Pin spacing 2.54 mm; 22-pole;  
CAGE CLAMP®; 0,50 mm<sup>2</sup>; gray



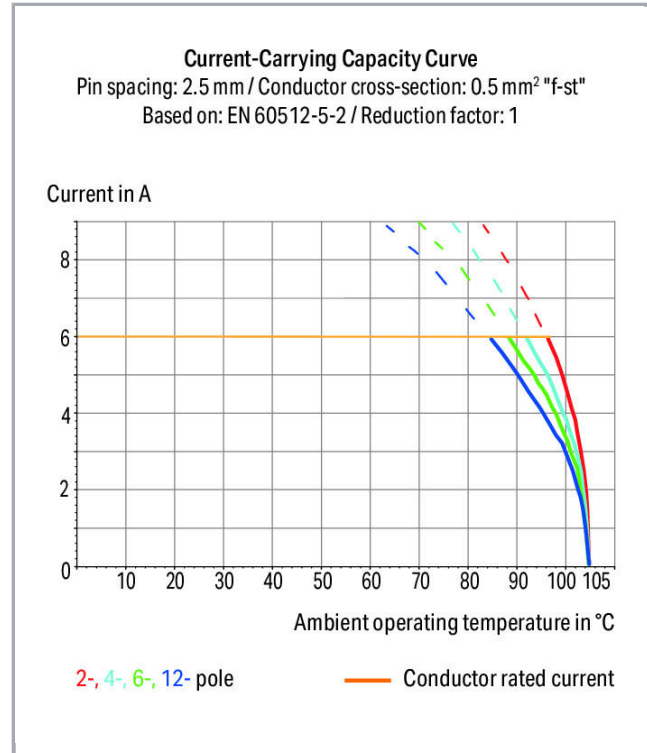
[www.wago.com/218-522](http://www.wago.com/218-522)



RoHS  Compliant

[BOMcheck.net](https://www.bomcheck.net)

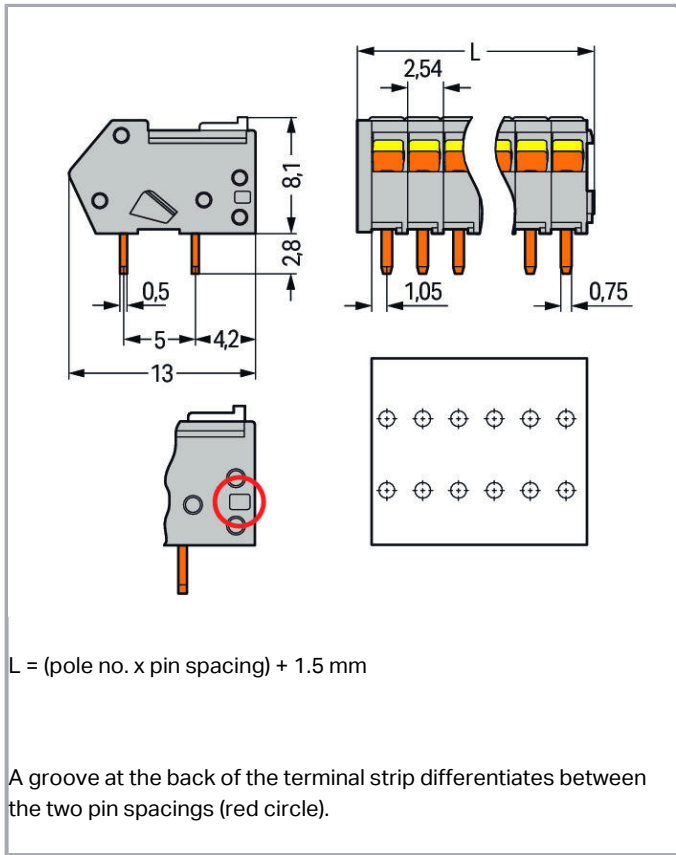
Culoare: ■



Supus modificărilor.

WAGO Kontakttechnik GmbH & Co. KG  
/Representative Office Romania  
Sos. Pipera-Tunari nr. 1/1  
building 1, 2nd floor | 077190 Voluntari, Ilfov  
Tel.: +40-(0)31 421 85 68 | Email: [info-RO@wago.com](mailto:info-RO@wago.com)

Aveți întrebări despre produsele noastre?  
Vă stăm la dispoziție pentru preluarea apelului la +40 (0) 31 421 85 68.



## Descriere articol

- Terminal strips are just 8.1 mm tall and feature an innovative, locking slide-actuated CAGE CLAMP®
- Several clamping units can be held open simultaneously
- Easily terminate stranded conductors in

tight spaces (e.g., bus connectors)

## Date

### Electrical data

### Ratings per IEC/EN 60664-1

| Ratings per                 | IEC/EN 60664-1 |
|-----------------------------|----------------|
| Nominal voltage (III/3)     | 80 V           |
| Rated surge voltage (III/3) | 2,5 kV         |
| Rated voltage (III/2)       | 160 V          |
| Rated surge voltage (III/2) | 2,5 kV         |

Supus modificărilor.

WAGO Kontakttechnik GmbH & Co. KG  
 /Representative Office Romania  
 Sos. Pipera-Tunari nr. 1/1  
 building 1, 2nd floor | 077190 Voluntari, Ilfov  
 Tel.: +40-(0)31 421 85 68 | Email: info-RO@wago.com

Aveți întrebări despre produsele noastre?  
 Vă stăm la dispoziție pentru preluarea apelului la +40 (0) 31 421 85 68.



|                            |   |
|----------------------------|---|
| Nominal voltage (II/2)     | 320 V   |
| Rated surge voltage (II/2) | 2,5 kV  |
| Rated current              | 6 A   |
| Legend (ratings)           | (III / 2) ≙ Overvoltage category III / Pollution degree 2 |

### Approvals per UL 1059

|                                |         |
|--------------------------------|---------|
| Rated voltage UL (Use Group B) | 150 V   |
| Rated current UL (Use Group B) | 4 A     |
| Approvals per                  | UL 1059 |

### Approvals per CSA

|                                 |       |
|---------------------------------|-------|
| Rated voltage CSA (Use Group B) | 150 V |
| Rated current CSA (Use Group B) | 4 A   |

### Connection data

|   |   |
|---|---|
| Connection technology                             | CAGE CLAMP®   |
| Actuation type                                    | Slider  |
| Solid conductor                                   | 0,08 ... 0,5 mm <sup>2</sup> / 28 ... 20 AWG  |
| Fine-stranded conductor                           | 0,08 ... 0,5 mm <sup>2</sup> / 28 ... 20 AWG  |
| Fine-stranded conductor; with insulated ferrule   | 0,25 mm <sup>2</sup>  |
| Fine-stranded conductor; with uninsulated ferrule | 0,25 mm <sup>2</sup>  |
| Strip length                                      | 5 ... 6 mm / 0.2 ... 0.24 inch  |
| Conductor connection direction to PCB             | 40°   |
| Pole No.  | 22  |
| Total number of connection points                 | 22  |
| Total number of potentials                        | 22  |
| Number of connection types                        | 1   |
| Number of levels                                  | 1   |
| Note (conductor cross-section)                    | Terminating 0.75 mm <sup>2</sup> /18 AWG conductors is possible; however insulation diameter allows only every other clamping unit to be terminated with this conductor size. |

### Geometrical Data

|             |                       |
|-------------|-----------------------|
| Pin spacing | 2,54 mm / 0.1 inch    |
| Width       | 57,38 mm / 2.259 inch |
| Height      | 10,9 mm / 0.429 inch  |

Supus modificărilor.

WAGO Kontakttechnik GmbH & Co. KG  
 /Representative Office Romania  
 Sos. Pipera-Tunari nr. 1/1  
 building 1, 2nd floor | 077190 Voluntari, Ilfov  
 Tel.: +40-(0)31 421 85 68 | Email: info-RO@wago.com

Aveți întrebări despre produsele noastre?  
 Vă stăm la dispoziție pentru preluarea apelului la +40 (0) 31 421 85 68.



|                                      |                          |
|--------------------------------------|--------------------------|
| Height from the surface              | 8,1 mm / 0.319 inch      |
| Depth                                | 13 mm / 0.512 inch       |
| Solder pin length                    | 2,8 mm                   |
| Solder pin dimensions                | 0,5 x 0,75 mm            |
| Drilled hole diameter with tolerance | 1,1 <sup>(+0,1)</sup> mm |

**PCB contact**

|                                     |  |
|-------------------------------------|--|
| PCB contact                         | THT                                      |
| Solder pin arrangement              | over the entire terminal strip (in-line) |
| Number of solder pins per potential | 2  |

**Material Data**

|                             |  |
|-----------------------------|--|
| Color                       | gray                                   |
| Material group              | I                                      |
| Insulation material         | Polyamide 66 (PA 66)                   |
| Flammability class per UL94 | V0                                     |
| Clamping spring material    | Chrome nickel spring steel (CrNi)      |
| Contact material            | Electrolytic copper (E <sub>Cu</sub> ) |
| Contact plating             | tin-plated                             |
| Fire load                   | 0,091 MJ                               |
| Weight                      | 7,2 g                                  |

**Environmental Requirements**

|                         |                 |
|-------------------------|-----------------|
| Limit temperature range | -60 ... +105 °C |
|-------------------------|-----------------|

**Commercial data**

|                       |                     |
|-----------------------|---------------------|
| Product Group         | 4 (Printed Circuit) |
| Packaging type        | BOX                 |
| Country of origin     | PL                  |
| GTIN                  | 4044918936019       |
| Customs tariff number | 85369010000         |





**Aprobări / certificate****Country specific Approvals**

| Emblemă | Aprobare | Text de aprobare suplimentar | Nume certificat |
|---------|----------|------------------------------|-----------------|
|         |          |                              |                 |


Supus modificărilor.

WAGO Kontakttechnik GmbH & Co. KG  
 /Representative Office Romania  
 Sos. Pipera-Tunari nr. 1/1  
 building 1, 2nd floor | 077190 Voluntari, Ilfov  
 Tel.: +40-(0)31 421 85 68 | Email: info-RO@wago.com

Aveți întrebări despre produsele noastre?  
 Vă stăm la dispoziție pentru preluarea apelului la +40 (0) 31 421 85 68.

|  |                                  |               |             |
|--|----------------------------------|---------------|-------------|
|  | CCA<br>DEKRA Certification B.V.  | EN 60947      | NTR NL-7076 |
|  | CCA<br>DEKRA Certification B.V.  | EN 60947-7-4  | NTR NL-7267 |
|  | CSA<br>DEKRA Certification B.V.  | C22.2 No. 158 | 1565656     |
|  | ENEC<br>DEKRA Certification B.V. | EN 60947      | 2160584.01  |



## UL-Approvals

| Emblemă   | Aprobare                            | Text de aprobare suplimentar | Nume certificat |
|---|-------------------------------------|------------------------------|-----------------|
|  | UL<br>UL International Germany GmbH | UL 1059                      | 20190630-E45172 |

## Counterpart

## Produse compatibile

## ferrule

|   |   |  |
|---|---|--|
|  | <b>Nr. articol: 216-131</b><br>Ferrule; Sleeve for 0.25 mm <sup>2</sup> / AWG 24; uninsulated; electro-tin plated       | <a href="http://www.wago.com/216-131">www.wago.com/216-131</a> |
|  | <b>Nr. articol: 216-151</b><br>Ferrule; Sleeve for 0.25 mm <sup>2</sup> / AWG 24; uninsulated; electro-tin plated       | <a href="http://www.wago.com/216-151">www.wago.com/216-151</a> |
|   | <b>Nr. articol: 216-301</b><br>Ferrule; Sleeve for 0.25 mm <sup>2</sup> / AWG 24; insulated; electro-tin plated; yellow | <a href="http://www.wago.com/216-301">www.wago.com/216-301</a> |
|   | <b>Nr. articol: 216-321</b><br>Ferrule; Sleeve for 0.25 mm <sup>2</sup> / AWG 24; insulated; electro-tin plated; yellow | <a href="http://www.wago.com/216-321">www.wago.com/216-321</a> |

Supus modificărilor.



WAGO Kontakttechnik GmbH & Co. KG  
/Representative Office Romania  
Sos. Pipera-Tunari nr. 1/1  
building 1, 2nd floor | 077190 Voluntari, Ilfov  
Tel.: +40-(0)31 421 85 68 | Email: info-RO@wago.com

Aveți întrebări despre produsele noastre?  
Vă stăm la dispoziție pentru preluarea apelului la +40 (0) 31 421 85 68.

## check

|  |   |  |
|--|---|--|
|  | <b>Nr. articol: 735-500</b><br>Test pin; 1 mm Ø; with solder connection for test wire | <a href="http://www.wago.com/735-500">www.wago.com/735-500</a> |
|--|---|--|

## tools

|  |   |  |
|--|---|--|
|  | <b>Nr. articol: 210-648</b><br>Operating tool; Blade: 2.5 x 0.4 mm; with a partially insulated shaft; angled; short | <a href="http://www.wago.com/210-648">www.wago.com/210-648</a> |
|  | <b>Nr. articol: 210-719</b><br>Operating tool; Blade: 2.5 x 0.4 mm; with a partially insulated shaft                | <a href="http://www.wago.com/210-719">www.wago.com/210-719</a> |

## Marking accessories

|  |  |
|--|--|
| <b>Nr. articol: 210-331/254-202</b><br>Marking strips; as a DIN A4 sheet; MARKED; 1-16 (400x); Height of marker strip: 2.3 mm/0.091 in; Strip length 182 mm; Horizontal marking; Self-adhesive; white  | <a href="http://www.wago.com/210-331/254-202">www.wago.com/210-331/254-202</a> |
| <b>Nr. articol: 210-331/254-204</b><br>Marking strips; as a DIN A4 sheet; MARKED; 17-32 (400x); Height of marker strip: 2.3 mm/0.091 in; Strip length 182 mm; Horizontal marking; Self-adhesive; white | <a href="http://www.wago.com/210-331/254-204">www.wago.com/210-331/254-204</a> |
| <b>Nr. articol: 210-331/254-206</b><br>Marking strips; as a DIN A4 sheet; MARKED; 33-48 (400x); Height of marker strip: 2.3 mm/0.091 in; Strip length 182 mm; Horizontal marking; Self-adhesive; white | <a href="http://www.wago.com/210-331/254-206">www.wago.com/210-331/254-206</a> |
| <b>Nr. articol: 210-331/254-207</b><br>Marking strips; as a DIN A4 sheet; MARKED; 1-48 (100x); Height of marker strip: 2.3 mm/0.091 in; Strip length 182 mm; Horizontal marking; Self-adhesive; white  | <a href="http://www.wago.com/210-331/254-207">www.wago.com/210-331/254-207</a> |

## Descărcări

## Documentation

## Additional Information

|                        |             |               |            |
|------------------------|-------------|---------------|------------|
| Technical explanations | Apr 3, 2019 | pdf<br>3,6 MB | Descărcare |
|------------------------|-------------|---------------|------------|

## CAD/CAE-Data

## CAD data

|                      |     |            |
|----------------------|-----|------------|
| 2D/3D Models 218-522 | URL | Descărcare |
|----------------------|-----|------------|

## CAE data

|                           |     |            |
|---------------------------|-----|------------|
| EPLAN Data Portal 218-522 | URL | Descărcare |
|---------------------------|-----|------------|

## PCB Design

## Symbol and Footprint 218-522

Supus modificărilor.

WAGO Kontakttechnik GmbH & Co. KG  
/Representative Office Romania  
Sos. Pipera-Tunari nr. 1/1  
building 1, 2nd floor | 077190 Voluntari, Ilfov  
Tel.: +40-(0)31 421 85 68 | Email: info-RO@wago.com

Aveți întrebări despre produsele noastre?  
Vă stăm la dispoziție pentru preluarea apelului la +40 (0) 31 421 85 68.



[URL](#)

[Descărcare](#)

CAX data for your PCB design, consisting of "schematic symbols and PCB footprints", allow easy integration of the WAGO component into your development environment.

#### Supported formats:

- Accel EDA 14 & 15
- Altium 6 to current version
- Cadence Allegro
- DesignSpark
- Eagle Libraries
- KiCad
- Mentor Graphics BoardStation
- Mentor Graphics Design Architect
- Mentor Graphics Design Expedition 99 and 2000
- OrCAD 9.X PCB and Capture
- PADS PowerPCB 3, 3.5, 4.X, and 5.X
- PADS PowerPCB and PowerLogic 3.0
- PCAD 2000, 2001, 2002, 2004, and 2006
- Pulsonix 8.5 or newer
- STL
- 3D STEP
- TARGET 3001!
- View Logic ViewDraw
- Quadcept
- Zuken CadStar 3 and 4
- Zuken CR-5000 and CR-8000

PCB Component Libraries (EDA), PCB CAD Library Ultra Librarian

---

## Installation Notes


### Conductor termination

Supus modificărilor.


---

WAGO Kontakttechnik GmbH & Co. KG  
/Representative Office Romania  
Sos. Pipera-Tunari nr. 1/1  
building 1, 2nd floor | 077190 Voluntari, Ilfov  
Tel.: +40-(0)31 421 85 68 | Email: [info-RO@wago.com](mailto:info-RO@wago.com)

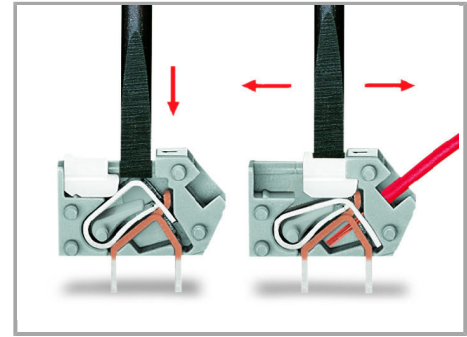
Aveți întrebări despre produsele noastre?  
Vă stăm la dispoziție pentru preluarea apelului la +40 (0) 31 421 85 68.



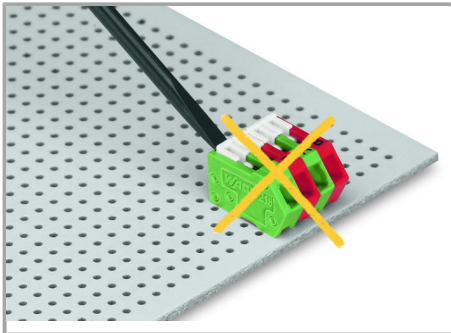
Terminating stranded conductors in confined spaces requires a great deal of patience, unless you use the new 218 Series PCB Terminal Strips. The clamping units of these strips can be held open during termination process via integrated locking slide.



Terminating 0.75 mm<sup>2</sup> (18 AWG) conductors is possible; however, insulation diameter allows only every other clamping unit to be terminated with this conductor size.



Conductor termination: To momentarily open the clamping unit, use screwdriver and then insert a stripped conductor. To open clamping unit for an extended period, move locking slide toward conductor entry hole. Then fully insert stripped conductor and move locking slide back to original position (also possible to perform with fingernail).




Incorrect – do not operate the locking slides from the back.


### Marking

Supus modificărilor.






Labeling with self-adhesive marking strips.



Labeling via factory direct marking.

### Testing



Testing directly on the clamping spring.

Supus modificărilor.