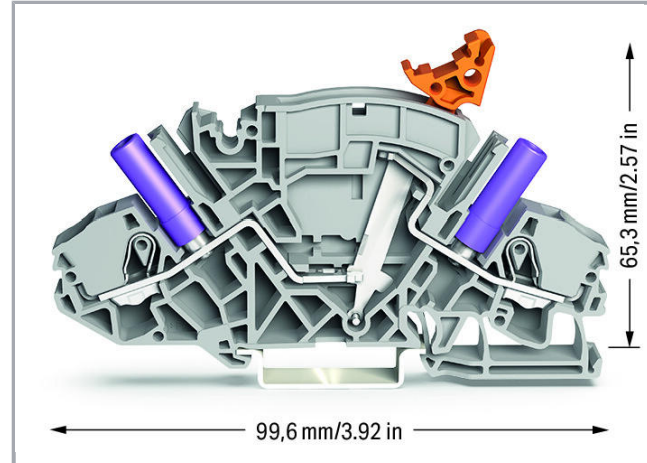
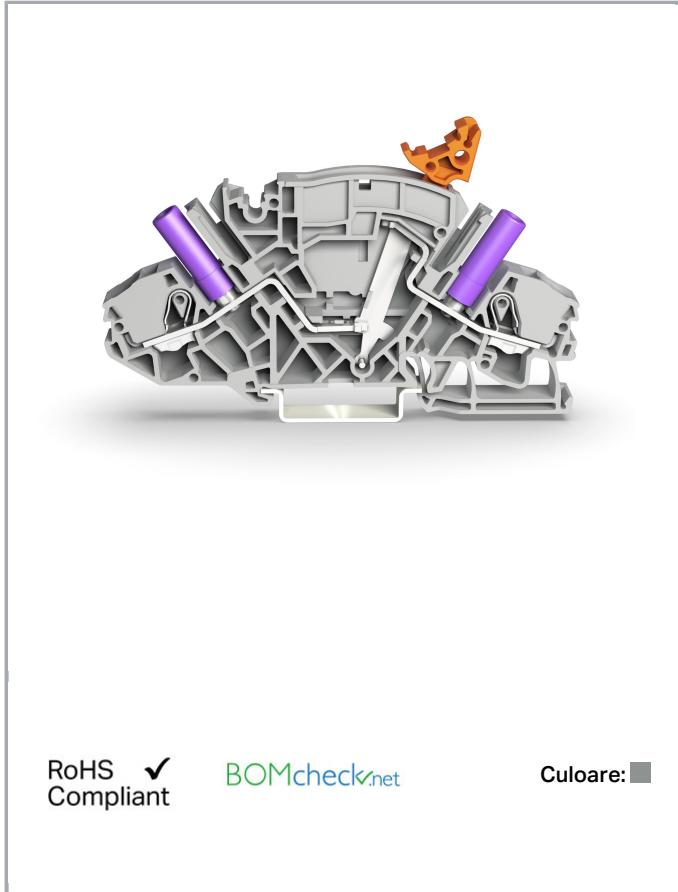


Fișă tehnică | Număr articol: 2007-8821/045-000



2-conductor disconnect/test terminal block; e.g., current transformer circuits; with receptacle for adjacent jumper with switch lever; for 4 mm Ø test plugs; for DIN-rail 35 x 15 and 35 x 7.5; 6 mm²; Push-in CAGE CLAMP®; 6,00 mm²; gray

www.wago.com/2007-8821/045-000



RoHS Compliant

[BOMcheck.net](https://www.bomcheck.net)

Culoare: ■

Date

Electrical data

Ratings per IEC/EN 60664-1

Nominal voltage (III/3)	500 V
Rated surge voltage (III/3)	6 kV
Rated current	30 A
Legend (ratings)	(III / 3) ≙ Overvoltage category III / Pollution degree 3

Supus modificărilor.

WAGO Kontakttechnik GmbH & Co. KG
/Representative Office Romania
Sos. Pipera-Tunari nr. 1/1
building 1, 2nd floor | 077190 Voluntari, Ilfov
Tel.: +40-(0)31 421 85 68 | Email: info-RO@wago.com

Aveți întrebări despre produsele noastre?
Vă stăm la dispoziție pentru preluarea apelului la +40 (0) 31 421 85 68.



Approvals per UL 1059

Rated voltage UL (Use Group B)	300 V
Rated current UL (Use Group B)	30 A
Rated voltage UL (Use Group C)	300 V
Rated current UL (Use Group C)	30 A
Rated voltage UL (Use Group D)	300 V
Rated current UL (Use Group D)	10 A
Approvals per	UL 1059

Connection data

Connection technology	Push-in CAGE CLAMP®
Actuation type	Push-in Open Tool Slot
Connectable conductor materials	Copper
Nominal cross-section	6 mm ²
Solid conductor	0,5 ... 10 mm ² / 20 ... 8 AWG
Solid conductor; push-in termination	1 ... 10 mm ² / 14 ... 8 AWG
Fine-stranded conductor	0,5 ... 10 mm ² / 20 ... 8 AWG
Fine-stranded conductor; with insulated ferrule	2,5 ... 6 mm ² / 16 ... 10 AWG
Fine-stranded conductor; with uninsulated ferrule	1,5 ... 6 mm ² / 16 ... 10 AWG
Fine-stranded conductor; with ferrule; push-in termination	2,5 ... 6 mm ² / 16 ... 24 AWG
Strip length	13 ... 15 mm / 0.51 ... 0.59 inch
Total number of connection points	2
Number of levels	1
Wiring type	Front-entry wiring
Number of jumper slots	2

Geometrical Data

Width	8 mm / 0.315 inch
Height from upper-edge of DIN-rail	65,3 mm / 2.571 inch
Depth	99,6 mm / 3.921 inch

Mechanical data

Design	angled
Marking level	Center/side marking

Supus modificărilor.

WAGO Kontakttechnik GmbH & Co. KG
 /Representative Office Romania
 Sos. Pipera-Tunari nr. 1/1
 building 1, 2nd floor | 077190 Voluntari, Ilfov
 Tel.: +40-(0)31 421 85 68 | Email: info-RO@wago.com

Aveți întrebări despre produsele noastre?
 Vă stăm la dispoziție pentru preluarea apelului la +40 (0) 31 421 85 68.

Material Data




Color	gray
Insulation material	Polyamide 66 (PA 66)
Weight	27,8 g

Commercial data


Packaging type	BOX
Country of origin	CN
GTIN	4055143300254
Customs tariff number	85365080900

Aprobări / certificate

Country specific Approvals

Emblemă	Aprobare	Text de aprobare suplimentar	Nume certificat
	CCA DEKRA Certification B.V.	EN 60947	2198208.01
	CCA DEKRA Certification B.V.	EN 60947	NTR NL-7323
	CSA DEKRA Certification B.V.	C22.2 No. 158	70009679

Ship Approvals

Emblemă	Aprobare	Text de aprobare suplimentar	Nume certificat
	DNV GL Det Norske Veritas, Germanischer Lloyd	-	TAE00001V2

UL-Approvals

Emblemă	Aprobare	Text de aprobare suplimentar	Nume certificat
	cURus	UL 1059	E45172

Supus modificărilor.







UL International Germany GmbH






Counterpart

Produse compatibile

ferrule

	Nr. articol: 216-208 Ferrule; Sleeve for 6 mm ² / AWG 10; insulated; electro-tin plated; electrolytic copper; gastight crimped; acc. to DIN 46228, Part 4/09.90; yellow	www.wago.com/216-208
	Nr. articol: 216-262 Ferrule; Sleeve for 0.75 mm ² / 18 AWG; insulated; electro-tin plated; electrolytic copper; gastight crimped; acc. to DIN 46228, Part 4/09.90; gray	www.wago.com/216-262
	Nr. articol: 216-263 Ferrule; Sleeve for 1 mm ² / AWG 18; insulated; electro-tin plated; electrolytic copper; gastight crimped; acc. to DIN 46228, Part 4/09.90; red	www.wago.com/216-263
	Nr. articol: 216-264 Ferrule; Sleeve for 1.5 mm ² / AWG 16; insulated; electro-tin plated; electrolytic copper; gastight crimped; acc. to DIN 46228, Part 4/09.90; black	www.wago.com/216-264
	Nr. articol: 216-266 Ferrule; Sleeve for 2.5 mm ² / AWG 14; insulated; electro-tin plated; electrolytic copper; gastight crimped; acc. to DIN 46228, Part 4/09.90; blue	www.wago.com/216-266
	Nr. articol: 216-267 Ferrule; Sleeve for 4 mm ² / AWG 12; insulated; electro-tin plated; electrolytic copper; gastight crimped; acc. to DIN 46228, Part 4/09.90; gray	www.wago.com/216-267

















Carrier rail

	Nr. articol: 210-112 Steel carrier rail; 35 x 7.5 mm; 1 mm thick; 2 m long; slotted; according to EN 60715; "Hole width 25 mm	www.wago.com/210-112
	Nr. articol: 210-113 Steel carrier rail; 35 x 7.5 mm; 1 mm thick; 2 m long; unslotted; according to EN 60715	www.wago.com/210-113
	Nr. articol: 210-114 Steel carrier rail; 35 x 15 mm; 1.5 mm thick; 2 m long; unslotted; similar to EN 60715	www.wago.com/210-114
















Supus modificărilor.

WAGO Kontakttechnik GmbH & Co. KG
/Representative Office Romania
Sos. Pipera-Tunari nr. 1/1
building 1, 2nd floor | 077190 Voluntari, Ilfov
Tel.: +40-(0)31 421 85 68 | Email: info-RO@wago.com

















Aveți întrebări despre produsele noastre?
Vă stăm la dispoziție pentru preluarea apelului la +40 (0) 31 421 85 68.

	Nr. articol: 210-115 Steel carrier rail; 35 x 7.5 mm; 1 mm thick; 2 m long; slotted; according to EN 60715; "Hole width 18 mm	www.wago.com/210-115
	Nr. articol: 210-118 Steel carrier rail; 35 x 15 mm; 2.3 mm thick; 2 m long; unslotted; according to EN 60715	www.wago.com/210-118
	Nr. articol: 210-196 Aluminum carrier rail; 35 x 8.2 mm; 1.6 mm thick; 2 m long; unslotted; similar to EN 60715; silver-colored	www.wago.com/210-196
	Nr. articol: 210-197 Steel carrier rail; 35 x 15 mm; 1.5 mm thick; 2 m long; slotted; similar to EN 60715	www.wago.com/210-197
	Nr. articol: 210-198 Copper carrier rail; 35 x 15 mm; 2.3 mm thick; 2 m long; unslotted; according to EN 60715; copper-colored	www.wago.com/210-198
Jumper		
	Nr. articol: 2007-8442 Ajacent jumper for switching lever; insulated; 2-way; Nominal current 30 A; orange	www.wago.com/2007-8442
	Nr. articol: 2007-8443 Ajacent jumper for switching lever; insulated; 3-way; Nominal current 30 A; orange	www.wago.com/2007-8443
	Nr. articol: 2007-8444 Ajacent jumper for switching lever; insulated; 4-way; Nominal current 30 A; orange	www.wago.com/2007-8444
	Nr. articol: 2007-8445 Ajacent jumper for switching lever; insulated; 5-way; Nominal current 30 A; orange	www.wago.com/2007-8445
	Nr. articol: 2007-8446 Ajacent jumper for switching lever; insulated; 6-way; Nominal current 30 A; orange	www.wago.com/2007-8446
	Nr. articol: 2007-8447 Ajacent jumper for switching lever; insulated; 7-way; Nominal current 30 A; orange	www.wago.com/2007-8447
	Nr. articol: 2007-8448 Ajacent jumper for switching lever; insulated; 8-way; Nominal current 30 A; orange	www.wago.com/2007-8448
	Nr. articol: 282-432 Jumper; insulated; 2-way; Nominal current 30 A; orange	www.wago.com/282-432
	Nr. articol: 282-432/100-000 Jumper with safety lid; insulated; 2-way; Nominal current 30 A; orange	www.wago.com/282-432/100-000
	Nr. articol: 282-433 Jumper; insulated; 3-way; Nominal current 30 A; orange	www.wago.com/282-433
	Nr. articol: 282-433/100-000 Jumper with safety lid; insulated; 3-way; Nominal current 30 A; orange	www.wago.com/282-433/100-000
	Nr. articol: 282-434 Jumper; insulated; 4-way; Nominal current 30 A; orange	www.wago.com/282-434















Supus modificărilor.

	Nr. articol: 282-434/100-000 Jumper with safety lid; insulated; 4-way; Nominal current 30 A; orange	www.wago.com/282-434/100-000
	Nr. articol: 282-435 Jumper; insulated; 5-way; Nominal current 30 A; orange	www.wago.com/282-435
	Nr. articol: 282-435/011-000 Jumper; insulated; 3-way (1-3-5); Nominal current 30 A; special version; orange	www.wago.com/282-435/011-000
	Nr. articol: 282-435/300-000 Jumper; insulated; Nominal current 30 A; orange	www.wago.com/282-435/300-000
	Nr. articol: 282-435/301-000 Jumper; orange	www.wago.com/282-435/301-000
	Nr. articol: 282-436 Jumper; insulated; 6-way; Nominal current 30 A; orange	www.wago.com/282-436
	Nr. articol: 282-436/301-000 Jumper; insulated; 1-2-4-6; Nominal current 30 A; special version; orange	www.wago.com/282-436/301-000
	Nr. articol: 282-436/304-000 Jumper; orange	www.wago.com/282-436/304-000
	Nr. articol: 282-437 Jumper; insulated; 7-way; Nominal current 30 A; orange	www.wago.com/282-437
	Nr. articol: 282-437/011-000 Jumper; insulated; 1-3-5-7; Nominal current 30 A; special version; orange	www.wago.com/282-437/011-000
	Nr. articol: 282-437/012-000 Jumper; insulated; 1-4-7; Nominal current 30 A; special version; orange	www.wago.com/282-437/012-000
	Nr. articol: 282-438 Jumper; insulated; 8-way; Nominal current 30 A; orange	www.wago.com/282-438
	Nr. articol: 282-438/300-000 Jumper; insulated; 1-2-5-8; Nominal current 30 A; special version; orange	www.wago.com/282-438/300-000
	Nr. articol: 282-438/301-000 Jumper; insulated; 1-4-7-8; Nominal current 30 A; special version; orange	www.wago.com/282-438/301-000
	Nr. articol: 282-439 Jumper; insulated; 9-way; Nominal current 30 A; orange	www.wago.com/282-439

Supus modificărilor.

	Nr. articol: 282-439/011-000 Jumper; insulated; 1-3-5-7-9; Nominal current 30 A; special version; orange	www.wago.com/282-439/011-000
	Nr. articol: 282-440 Jumper; insulated; 10-way; Nominal current 30 A; orange	www.wago.com/282-440
General accessories		
	Nr. articol: 2007-8899 Lock-out; for disconnect link; yellow	www.wago.com/2007-8899
Locking lever		
	Nr. articol: 210-254 Interlocking link; mechanically locks multiple links; 1 m long; transparent	www.wago.com/210-254
	Nr. articol: 282-881 Locking cover; mechanically locks multiple links; 1-pole; transparent	www.wago.com/282-881
	Nr. articol: 282-882 Locking cover; mechanically locks multiple links; 2-pole; transparent	www.wago.com/282-882
	Nr. articol: 282-883 Locking cover; mechanically locks multiple links; 3-pole; transparent	www.wago.com/282-883
	Nr. articol: 282-884 Locking cover; mechanically locks multiple links; 4-pole; transparent	www.wago.com/282-884
	Nr. articol: 282-885 Locking cover; mechanically locks multiple links; 5-pole; transparent	www.wago.com/282-885
	Nr. articol: 282-886 Locking cover; mechanically locks multiple links; 6-pole; transparent	www.wago.com/282-886
	Nr. articol: 282-887 Locking cover; mechanically locks multiple links; 7-pole; transparent	www.wago.com/282-887
	Nr. articol: 282-888 Locking cover; mechanically locks multiple links; 8-pole; transparent	www.wago.com/282-888
Marking accessories		
	Nr. articol: 2009-110 Marking strips; on reel; not stretchable; plain; snap-on type; white	www.wago.com/2009-110
	Nr. articol: 2009-115 WMB-Inline; for Smart Printer; 1500 pieces on roll; stretchable 5 - 5.2 mm; plain; snap-on type; white	www.wago.com/2009-115
	Nr. articol: 2009-115/000-002 WMB-Inline; for Smart Printer; 1500 pieces on roll; stretchable 5 - 5.2 mm; plain; snap-on type; yellow	www.wago.com/2009-115/000-002
	Nr. articol: 2009-115/000-006 WMB-Inline; for Smart Printer; 1500 pieces on roll; stretchable 5 - 5.2 mm; plain; snap-on type; blue	www.wago.com/2009-115/000-006

Supus modificărilor.

	Nr. articol: 2009-115/000-007 WMB-Inline; for Smart Printer; 1500 pieces on roll; stretchable 5 - 5.2 mm; plain; snap-on type; gray	www.wago.com/2009-115/000-007
	Nr. articol: 2009-115/000-012 WMB-Inline; for Smart Printer; 1500 pieces on roll; stretchable 5 - 5.2 mm; plain; snap-on type; orange	www.wago.com/2009-115/000-012
	Nr. articol: 2009-115/000-017 WMB-Inline; for Smart Printer; 1500 pieces on roll; stretchable 5 - 5.2 mm; plain; snap-on type; light green	www.wago.com/2009-115/000-017
	Nr. articol: 2009-115/000-023 WMB-Inline; for Smart Printer; 1500 pieces on roll; stretchable 5 - 5.2 mm; plain; snap-on type; green	www.wago.com/2009-115/000-023
	Nr. articol: 2009-115/000-024 WMB-Inline; for Smart Printer; 1500 pieces on roll; stretchable 5 - 5.2 mm; plain; snap-on type; violet	www.wago.com/2009-115/000-024
	Nr. articol: 2009-198 Adaptor	www.wago.com/2009-198
	Nr. articol: 793-501 WMB marking card; as card; not stretchable; plain; snap-on type; white	www.wago.com/793-501
	Nr. articol: 793-501/000-002 WMB marking card; as card; not stretchable; plain; snap-on type; yellow	www.wago.com/793-501/000-002
	Nr. articol: 793-501/000-005 WMB marking card; as card; not stretchable; plain; snap-on type; red	www.wago.com/793-501/000-005
	Nr. articol: 793-501/000-006 WMB marking card; as card; not stretchable; plain; snap-on type; blue	www.wago.com/793-501/000-006
	Nr. articol: 793-501/000-007 WMB marking card; as card; not stretchable; plain; snap-on type; gray	www.wago.com/793-501/000-007
	Nr. articol: 793-501/000-012 WMB marking card; as card; not stretchable; plain; snap-on type; orange	www.wago.com/793-501/000-012
	Nr. articol: 793-501/000-017 WMB marking card; as card; not stretchable; plain; snap-on type; light green	www.wago.com/793-501/000-017
	Nr. articol: 793-501/000-023 WMB marking card; as card; not stretchable; plain; snap-on type; green	www.wago.com/793-501/000-023

Supus modificărilor.

WAGO Kontakttechnik GmbH & Co. KG
/Representative Office Romania
Sos. Pipera-Tunari nr. 1/1
building 1, 2nd floor | 077190 Voluntari, Ilfov
Tel.: +40-(0)31 421 85 68 | Email: info-RO@wago.com

Aveți întrebări despre produsele noastre?
Vă stăm la dispoziție pentru preluarea apelului la +40 (0) 31 421 85 68.



Nr. articol: 793-501/000-024
WMB marking card; as card; not stretchable; plain; snap-on type; violet

www.wago.com/793-501/000-024

tools



Nr. articol: 210-721
Operating tool; Blade: 5.5 x 0.8 mm; with a partially insulated shaft

www.wago.com/210-721

Protective Warning Marker



Nr. articol: 2006-115
Protective warning marker; with high-voltage symbol, black; for 5 terminal blocks; yellow

www.wago.com/2006-115

Descărcări

Documentation

Additional Information

Technical explanations

Apr 3, 2019

pdf
2,1 MB

Descărcare

CAD/CAE-Data

CAD data

2D/3D Models 2007-8821/045-000

URL

Descărcare

CAE data

EPLAN Data Portal 2007-8821/045-000

URL

Descărcare

WSCAD Universe 2007-8821/045-000


URL

Descărcare

Installation Notes


Conductor termination

Supus modificărilor.



All conductor types at a glance

Commoning



Additional commoning option on the transformer side



Preparing shorting path for the current transformer circuits.




Insert insulated, touch-proof circuit jumpers into jumper slot.




Insert insulated, touch-proof circuit jumpers into jumper slot.

Safety

Supus modificărilor.




Lock-out prevents accidental operation of disconnect link.




Lock-out snaps into one of two notched positions.

Locking lever



Using locking covers or profiles for adjacent terminal blocks allows disconnect links to be operated simultaneously.




A lock-out seal can be used on the disconnect link in operating position I in combination with an end and separator plate (2007-8893 or 2007-8894).




Interlocking link mechanically locks multiple links for multi-pole switching applications.

Supus modificărilor.



Disconnect link in operating position I




Disconnect link in shorting position II

Terminal blocks required:

2 x disconnect/test terminal block
(2007-8821)


1 x circuit jumper, orange (2007-8442)

Locking covers or interlocking links (option)



Test current measurement: Disconnect link
in measuring position III

Supus modificărilor.




Measurement testing (using both test sockets)


Terminal block 1: Disconnect link in operating position I

Terminal block 2: Disconnect link in measuring position III

Supus modificărilor.



Measuring set for a three-phase current transformer



Measuring set for a three-phase current transformer with 'Y' point

Terminal blocks required:

6 x disconnect/test terminal block (2007-8821)

3 x circuit jumper, orange (2007-8442)

In addition: interlocking links, locking covers, lock-outs

Marking

Terminal blocks required:


6 x disconnect/test terminal block (2007-8821)

1 x circuit jumper, orange (2007-8446)

1 x jumper, orange (282-433)

In addition: interlocking links, locking covers, lock-outs

Supus modificărilor.



Marking via WMB Multi markers or marking strips.

Familie de produse

TOPJOB® S

TOPJOB® S: In various industrial applications and modern building installations, WAGO's wide and versatile range of rail-mount terminal blocks provides more than just reliable electrical connections.

[Afișare globală produse din familie.](#)

Supus modificărilor.