

# Adaptor de IMPACT cu profil TX interior 1/2"

231/4TX

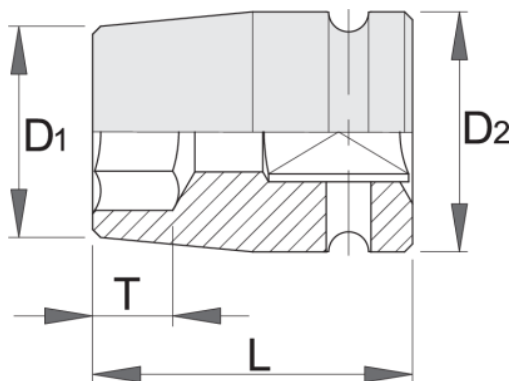





## Profile






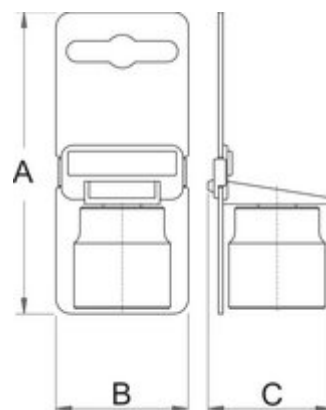
## Caracteristicile produsului

- material:crom molibden
- forjata, calire si revenire totala
- acoperire prin brunare dupa standardul ISO 9717





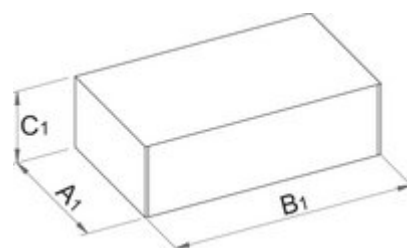
		D1	D2	L	T	
612880	E 10	15	25	38	7.5	90
612881	E 12	16	25	38	8.5	90
612882	E 14	18.5	25	38	10	95

		D1	D2	L	T	
612883	E 16	20	25	38	11	95
612884	E 18	22	25	38	12	95
612885	E 20	25	30	38	13.5	145
612886	E 24	28.5	30	45	21	170






### Ambalaj pentru retail

	MA	MB	MC	
612880	105	44	43	95
612881	105	44	43	95
612882	105	44	43	100
612883	105	44	43	100
612884	105	44	43	100
612885	105	44	44	150
612886	115	44	44	175



### Ambalaj pentru transport

		TA	TB	TC	
612880	4	93	144	57	505
612881	4	93	144	57	505
612882	4	93	144	57	525
612883	4	93	144	57	525
612884	4	93	144	57	525
612885	4	93	144	57	725



TA

TB

TC



612886

4

93

144

57

825