

Trusa capete chei tubulare 1/2" in cutie metalica

190BI6P24



Profile









Caracteristicile produsului


- Dimensiunea cutiei : 448 x 198 x 54

Set includes:

- 18x socket 1/2", 6 point (article 190/1 6P) dim. 10, 11, 12, 13, 14, 15, 16, 17, 18, 19, 20, 21, 22, 23, 24, 27, 30, 32
- 1x reversible ratchet 1/2"
- accessories 1/2"; 1x swivel handle, 1x sliding T - handle, 2x extension bar (125, 250mm), 1x universal joint

Denumirea Produsului	SKU	Articol	Dimensiuni	Cantitate
Trusa capete chei tubulare 1/2" in cutie metalica	611939	190BI6P24	10 - 32	24
Capete chei tubulare 1/2"		190/1 6p	10, 11, 12, 13, 14, 15, 16, 17, 18, 19, 20, 21, 22, 23, 24, 27, 30, 32	18
Antrenor cu clichet reversibil 1/2"		190.1/1ABI	1/2"	1
Antrenor articulat cu maner 1/2"		190.2/1BI	1/2"x380	1
Antrenor cu parghie glisanta 1/2"		190.3/1	1/2"	1
Prelungitor lung 1/2"		190.4/1	1/2"x125, 1/2"x250	2
Intermediar cardanic 1/2"		190.6/2	1/2"	1

Ambalaj pentru retail

MA	MB	MC	
200	450	55	6230

Ambalaj pentru transport


1