

# Trusa capete chei tubulare 1/2" in cutie metalica

190BI12P14



## Profile







## Caracteristicile produsului


- Dimensiunea cutiei : 321 x 198 x 54

## Set includes:

- 11x socket 1/2", 12 point (article 190/1 12P) dim. 10, 11, 12, 13, 14, 15, 17, 19, 21, 22, 24
- 1x reversible ratchet 1/2"
- accessories 1/2"; 1x sliding T-handle, 1x extension bar (125 mm)

Denumirea Produsului	SKU	Articol	Dimensiuni	Cantitate
Trusa capete chei tubulare 1/2" in cutie metalica	611942	190BI12P14	10 - 24	14
Capete chei tubulare 1/2" cu 12 laturi		190/1 12p	10, 11, 12, 13, 14, 15, 17, 19, 21, 22, 24	11
Antrenor cu clichet reversibil 1/2"		190.1/1ABI	1/2"	1
Antrenor cu parghie glisanta 1/2"		190.3/1	1/2"	1
Prelungitor lung 1/2"		190.4/1	1/2"x125	1

## Ambalaj pentru retail

MA	MB	MC	
200	320	55	4090

## Ambalaj pentru transport


1