

Trusa capete chei tubulare 1/2" in cutie metalica

190BI6P28



Profile









Caracteristicile produsului

- Dimensiunea cutiei : 346 x 292 x 83


Set includes:

- 13x socket 1/2", 6 point (article 190/1 6P) dim. 10, 13, 14, 15, 16, 17, 18, 19, 22, 24, 27, 30, 32
- 10x socket 1/2", long type, 12 point (article 190/1L12P) dim. 12, 13, 14, 17, 19, 21, 22, 24, 27, 30
- 1x reversible ratchet 1/2"

- accessories 1/2"; 1x sliding T - handle, 2x extension bar (125, 250mm), 1x universal joint

Denumirea Produsului	SKU	Articol	Dimensiuni	Cantitate
Trusa capete chei tubulare 1/2" in cutie metalica	612162	190BI6P28	10 - 32	28
Capete chei tubulare 1/2"		190/1 6p	10, 13, 14, 15, 16, 17, 18, 19, 22, 24, 27, 30, 32	13
Capete chei tubulare varianta lunga 1/2" cu 12 laturi		190/1L12p	12, 13, 14, 17, 19, 21, 22, 24, 27, 30	10
Antrenor cu clichet reversibil 1/2"		190.1/1ABI	1/2"	1
Antrenor cu parghie glisanta 1/2"		190.3/1	1/2"	1
Prelungitor lung 1/2"		190.4/1	1/2"x125, 1/2"x250	2
Intermediar cardanic 1/2"		190.6/2	1/2"	1

Ambalaj pentru retail

MA	MB	MC	
292	346	83	5285

Ambalaj pentru transport


1

1