

Trusa de capete tubulare 1/2 "în cutie metalică

190BI12LP11



Profile





Premium Flex

Caracteristicile produsului

- Dimensiunea cutiei : 448 x 198 x 54

Set includes:

- 7x socket 1/2", long type, 12 point (article 190/1L12P) dim. 10, 13, 17, 19, 24, 27, 30
- 1x reversible ratchet 1/2"
- accessories 1/2"; 1x sliding T - handle, 2x extension bar (75, 250 mm)

Denumirea Produsului	SKU	Articol	Dimensiuni	Cantitate
Trusa de capete tubulare 1/2 "în cutie metalică	627609	190BI12LP11	10 - 30	11
Capete chei tubulare varianta lunga 1/2" cu 12 laturi		190/1L12p	10, 13, 17, 19, 24, 27, 30	7
Antrenor cu clichet reversibil 1/2"		190.1/1ABI	1/2"	1
Antrenor cu parghie glisanta 1/2"		190.3/1	1/2"	1
Prelungitor lung 1/2"		190.4/1	1/2"x75, 1/2"x250	2
Cutie metalica		981K1/2	1/2"x448x198x54	1

Ambalaj pentru retail

Ambalaj pentru transport