

EL[®]MARK

The Brand of Electricity

BELLA LUMINAIRE SMD



GENERAL INFORMATION »

- ∴ Rated voltage: 230V/ 50-60Hz
- ∴ Power: 20W; 40W; 55W
- ∴ Colour temperature: 4000-4300K; 6300-6500K
- ∴ LED source: Epistar
- ∴ LED type: SMD2835
- ∴ Body: polycarbonate (PC), grey
- ∴ Diffuser: polycarbonate (PC), Opal cover
- ∴ Reflector: Steel white
- ∴ Colour rendering index: Ra≥80
- ∴ Switch on/off: 20 000
- ∴ Average life: 30 000h
- ∴ Protection against mechanical impacts: IK08
- ∴ Protection against dust and moisture: IP65
- ∴ Available in variant with an emergency kit



FEATURES »

- ∴ Replacement of conventional fluorescent tubes with highly efficient LED strip
- ∴ Installation options: surface ceiling mounting
- ∴ Low power consumption
- ∴ Repeated switch-on/off does not affect the lifespan of the luminaire
- ∴ Instant light with maximum luminous flux
- ∴ No ultraviolet and infrared rays
- ∴ Stable and functional light distribution

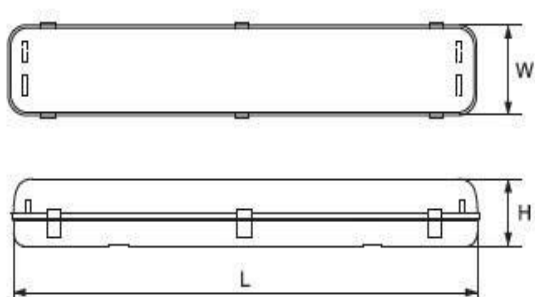
AREAS OF APPLICATION »

- ∴ Damp areas
- ∴ Dusty environment
- ∴ Kitchen premises
- ∴ Roofed outdoor areas

PRODUCT DETAILS »

| Catalogue number | Catalogue number with Emergency kit | Watt (W) | Whole fixture lumens (lm) | Colour temp. (K) | Colour body |
|------------------|-------------------------------------|----------|---------------------------|------------------|-------------|
| 9BR20LED | - | 20 | 1800 | 4000 | grey |
| 9BR20LEDCW | - | 20 | 1800 | 6500 | grey |
| 9BR40LED | 9BR40LEDE | 40 | 4400 | 4000 | grey |
| 9BR40LEDCW | 9BR40LEDCWE | 40 | 4400 | 6500 | grey |
| 9BR55LED | 9BR55LEDE | 55 | 5000 | 4000 | grey |
| 9BR55LEDCW | 9BR55LEDCWE | 55 | 5000 | 6500 | grey |

DIMENSIONS »



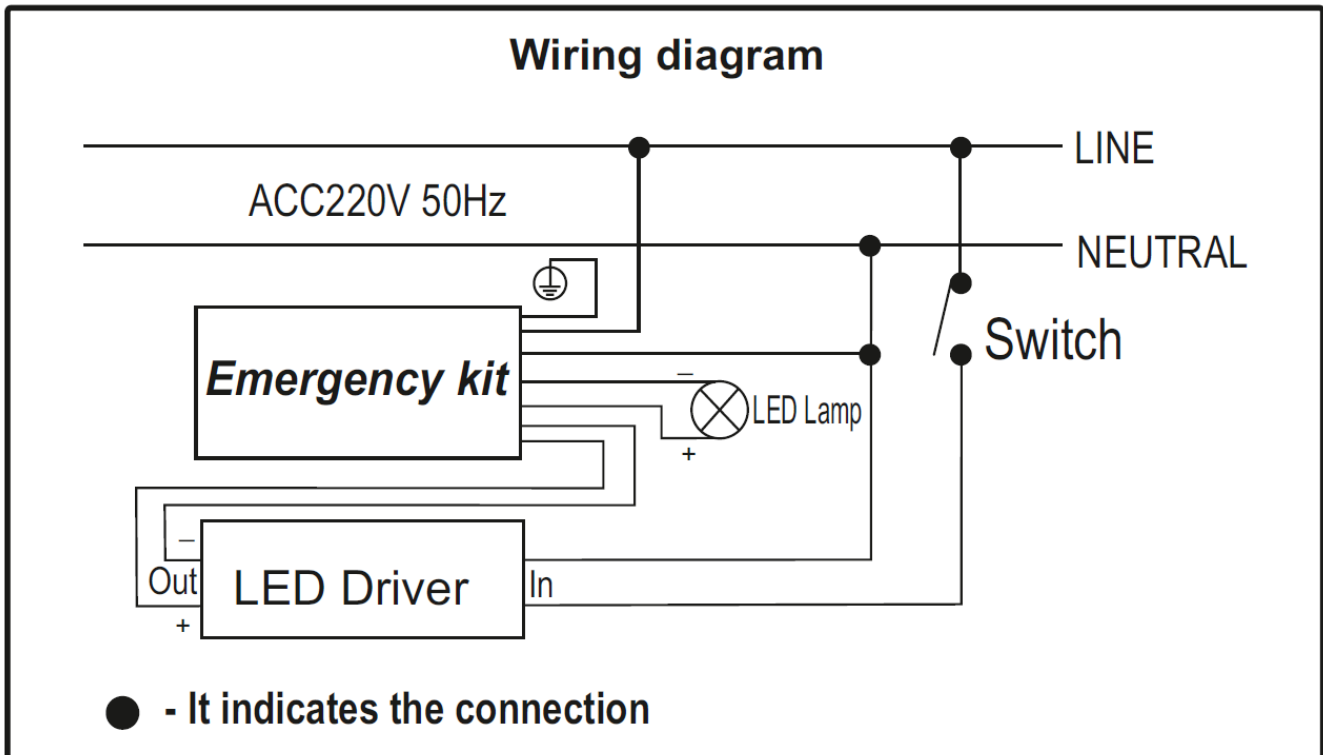
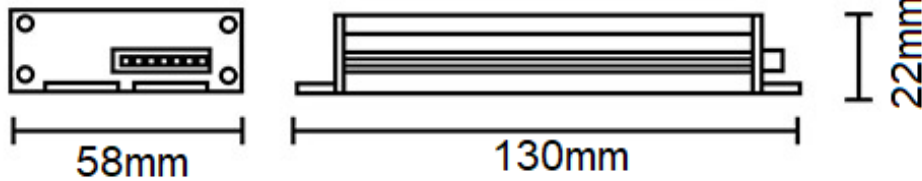
| Model | Length | Width | Height |
|------------|--------|-------|--------|
| 9BR20LED | 600 | 80 | 70 |
| 9BR20LEDCW | 600 | 80 | 70 |
| 9BR40LED | 1200 | 80 | 70 |
| 9BR40LEDCW | 1200 | 80 | 70 |
| 9BR55LED | 1476 | 80 | 70 |
| 9BR55LEDCW | 1476 | 80 | 70 |

LED EMERGENCY KIT SPECIFICATIONS »




General information »


- ∴ Voltage: AC85-265V 50Hz
- ∴ Emergency Output: 3-40W
- ∴ Emergency Time: > 2hrs (120mins)
- ∴ Battery: 3.7V 2400mAh
- ∴ Emergency Switching Time: <2s
- ∴ AC Fuse: 250V 1A
- ∴ DC Fuse: 250V 5A
- ∴ Luminous Flux: >100lm
- ∴ Light Source: LED
- ∴ Working temperature: -10°C +55°C
- ∴ IP Rate: IP30




● Red = Charging ● Blue = Emergency ● Green = Power

ADDITIONAL INFORMATION »


9BR20LED




This luminaire contains built-in LED lamps.



L
E
D

The lamps cannot be changed in the luminaire.

874/2012


| Catalogue number | Barcode | Packing/Box (pcs) |
|------------------|---------------|-------------------|
| 9BR20LED | 3800131192417 | 1/16 |
| 9BR20LEDCW | 3800131217950 | 1/16 |
| 9BR40LED | 3800131192424 | 1/12 |
| 9BR40LEDCW | 3800131210630 | 1/12 |
| 9BR55LED | 3800131192431 | 1/9 |
| 9BR55LEDCW | 3800131210647 | 1/9 |

