

■ Datasheet: DIN Rail Contactors, series AMPARO



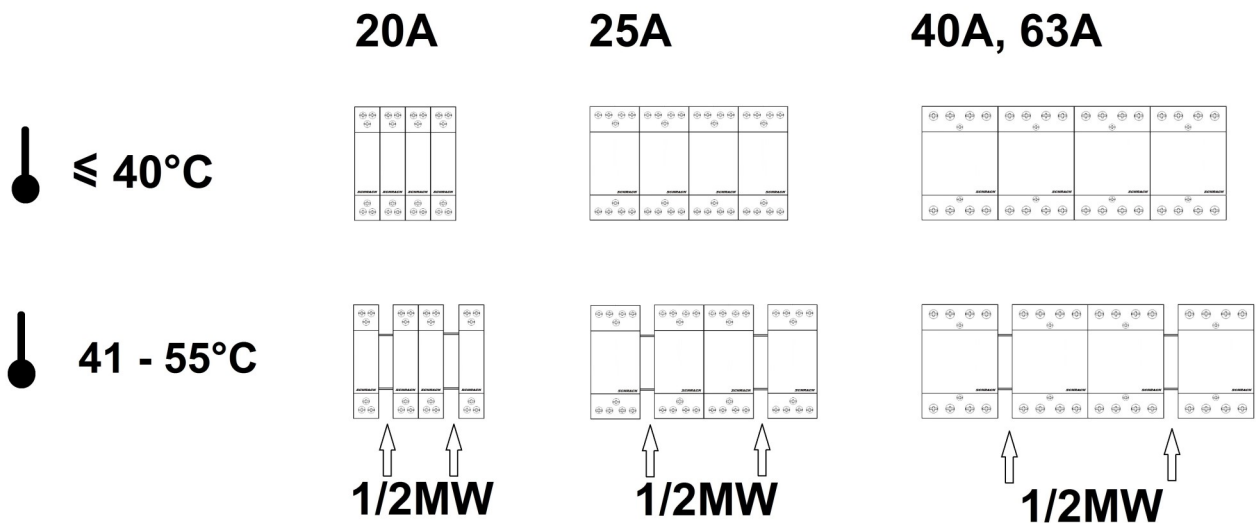
■ SCHRACK-INFO

- For suiting of fans, pumps, heating & lighting
- Noise reducing design
- Low vibration on DIN-rail
- 230V 50/60Hz oder 24V 50/60 Hz coil
- DIN-Rail mounting

■ Technical datas

Standards:	IEC/EN 60947-4-1 IEC/EN 61095				
Rated thermal Current $I_{th}$ :	20A	25A	40A	63A	
Rated operating voltage	1-phase $U_e$ :	230V	230V	230V	230V
	3-phase $U_e$ :	-	400V	400V	400V
Rated operational current $I_e$ : at AC1 / AC7a	20A	25A	40A	63A	
Rated power	AC1 at $U_e = 230VAC$ Pmax:	4kW	-	-	-
	AC7a at $U_e = 400VAC$ Pmax:	-	16kW	28kW	40kW
	AC3 at $U_e = 400VAC$ Pmax:	-	4kW	12kW	15kW
Rated insulation voltage $U_i$ :	500V	500V	500V	500V	
Rated impule withstand voltage $U_{imp}$ :	4kV				
Frequency	50/60Hz				
Maximum back up fuse	25A gL/gG	35A gL/gG	63A gL/gG	80A gL/gG	

Rated thermal Current $I_{th}$ :	20A	25A	40A	63A
Mechanical endurance	3000000	3000000	3000000	3000000
Electrical endurance	at AC1 / AC7a at AC3 / AC7b	150000 -	150000 150000	150000 150000
Module width	1 MW	2 MW	3 MW	3 MW
Permissible ambient temperature	-5°C... +55°C			



Rated thermal Current $I_{th}$ :	20A	25A	40A	63A
Protection class	IP20			
Terminals for main and auxiliary contacts:				
screw size	M3.5	M3.5	M5	M5
capacity fine stranded wire	1.5 - 6 mm <sup>2</sup>	1.5 - 6 mm <sup>2</sup>	2.5-16 mm <sup>2</sup>	2.5-16 mm <sup>2</sup>
capacity solid wire	1.5-10 mm <sup>2</sup>	1.5-10 mm <sup>2</sup>	2.5-25 mm <sup>2</sup>	2.5-25 mm <sup>2</sup>
Nominal torque	1.2 Nm	1.2 Nm	2.0 Nm	2.0 Nm
Terminals for operation coil:				
screw size	M3	M3	M3	M3
capacity fine stranded wire	0.75- 2.5mm <sup>2</sup>	0.75- 2.5mm <sup>2</sup>	0.75- 2.5mm <sup>2</sup>	0.75- 2.5mm <sup>2</sup>
capacity solid wire	0.75- 2.5mm <sup>2</sup>	0.75- 2.5mm <sup>2</sup>	0.75- 2.5mm <sup>2</sup>	0.75- 2.5mm <sup>2</sup>
Nominal torque	0.6 Nm	0.6 Nm	0.6 Nm	0.6 Nm

**Lamp Load Table**

Incandescent lamp				
Lamp load	Max. lamps per pole at 230V / 50Hz			
	20A - type	25A - type	40A - type	63A - type
15 W	86	110	228	480
25 W	52	72	180	290
40 W	32	50	122	195
60 W	21	33	86	130
75 W	17	26	69	104
100 W	13	20	52	78
150 W	8	13	34	52
200 W	6	10	26	39
250 W	5	8	20	31
300 W	4	6	17	26
500 W	2	4	10	15
1000 W	1	2	5	7

Energy Saving lamp				
Lamp load	Max. lamps per pole at 230V / 50Hz			
	20A - type	25A - type	40A - type	63A - type
3 W	42	52	83	120
5 W	42	52	83	120
7 W	42	52	83	120
9 W	36	45	72	104
11 W	33	41	65	94
15 W	30	37	59	85
20 W	29	36	57	82
23 W	28	35	56	81

Fluorescent lamp conventional supply		Max. lamps per pole at 230V / 50Hz			
		20A - type	25A - type	40A - type	63A - type
Single fitting uncompensated (inductive)	Lamp load				
	18 W	22	24	90	140
	24 W	22	24	90	140
	36 W	17	20	65	95
	58 W	14	17	45	70
		Max. lamps per pole at 230V / 50Hz			
Single fitting uncompensated (capazitive)	Lamp load				
	18 W	7	8	48	73
	24 W	7	8	48	73
	36 W	7	8	48	73
	58 W	4	5	31	47
		Max. lamps per pole at 230V / 50Hz			
Double fitting - Series compensated	Lamp load				
	2 x 18 W	30	40	100	150
	2 x 24 W	24	31	78	118
	2 x 36 W	17	24	65	95
	2 x 58 W	10	14	40	60
Fluorescent lamp HF electronic		Max. lamps per pole at 230V / 50Hz			
Single fitting - HF electronic	Lamp load				
	18 W	25	31	49	71
	24 W	18	22	35	50
	36 W	14	17	27	39
	58 W	8	10	16	23
		Max. lamps per pole at 230V / 50Hz			
Double fitting - HF electronic	Lamp load				
	2 x 18 W	12	15	24	35
	2 x 24 W	9	11	17	25
	2 x 36 W	7	8	13	19
	2 x 58 W	4	5	8	11

Compact fluorescent lamp					
		Max. lamps per pole at 230V / 50Hz			
	Lamp load	20A - type	25A - type	40A - type	63A - type
Conventional supply	5 W	38	48	77	121
	7 W	27	34	54	86
	9 W	21	26	42	67
	11 W	17	21	35	55
		Max. lamps per pole at 230V / 50Hz			
	Lamp load	20A - type	25A - type	40A - type	63A - type
Electronic supply	5 W	39	49	78	124
	7 W	39	49	78	124
	9 W	30	38	60	96
	11 W	25	31	50	79
High pressure mercury vapour lamp					
		Max. lamps per pole at 230V / 50Hz			
	Lamp load	20A - type	25A - type	40A - type	63A - type
Uncompensated	50 W	14	18	38	55
	80 W	10	13	29	42
	125 W	7	9	20	29
	250 W	4	5	10	15
	400 W	2	3	7	10
		Max. lamps per pole at 230V / 50Hz			
	Lamp load	20A - type	25A - type	40A - type	63A - type
Parallel compensated	50 W	4	5	31	47
	80 W	4	5	27	41
	125 W	3	4	22	33
	250 W	1	2	12	18
	400 W	1	1	9	13

Halogen metal vapour lamp					
		Max. lamps per pole at 230V / 50Hz			
	Lamp load	20A - type	25A - type	40A - type	63A - type
Uncompensated	35 W	18	22	43	60
	70 W	10	12	23	32
	150 W	5	7	12	18
	250 W	3	4	7	10
	400 W	3	3	6	9
		Max. lamps per pole at 230V / 50Hz			
	Lamp load	20A - type	25A - type	40A - type	63A - type
Parallel compensated	35 W	5	6	36	50
	70 W	2	3	18	25
	150 W	1	1	11	15
	250 W	-	1	6	9
	400 W	-	1	6	8
Low pressure sodium vapour lamp					
		Max. lamps per pole at 230V / 50Hz			
	Lamp load	20A - type	25A - type	40A - type	63A - type
Uncompensated	18 W	22	27	71	90
	35 W	7	9	23	30
	55 W	7	9	23	30
	90 W	4	5	14	19
	135 W	3	4	10	13
	180 W	3	4	10	13
		Max. lamps per pole at 230V / 50Hz			
	Lamp load	20A - type	25A - type	40A - type	63A - type
Parallel compensated	18 W	6	7	44	66
	35 W	1	1	11	16
	55 W	1	1	11	16
	90 W	1	1	8	12
	135 W	-	-	4	7
	180 W	-	-	4	7

High pressure sodium vapour lamp		Lamp load	Max. lamps per pole at 230V / 50Hz			
			20A - type	25A - type	40A - type	63A - type
Uncompensated	150 W	5	6	17	22	
	250 W	3	4	10	13	
	400 W	2	2	6	8	
	1000 W	-	1	3	3	
			Max. lamps per pole at 230V / 50Hz			
Parallel compensated	150 W	1	1	11	16	
	250 W	-	1	6	10	
	400 W	-	-	4	6	
	1000 W	-	-	2	3	

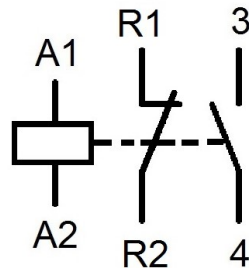
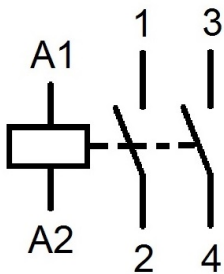
**Wiring diagram**

20A, 2-pole

20A, 2 NO

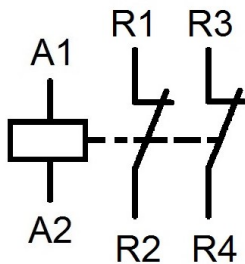
BZ326437ME, BZ326453ME

20A, 1 NO+1 NC BZ326438ME, BZ326421ME



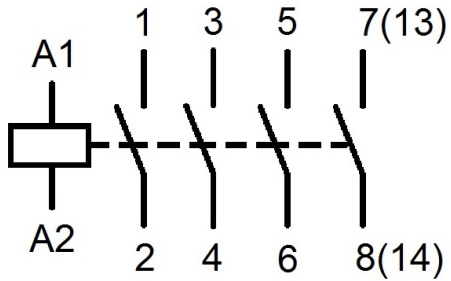
20A, 2 NC

BZ326439ME

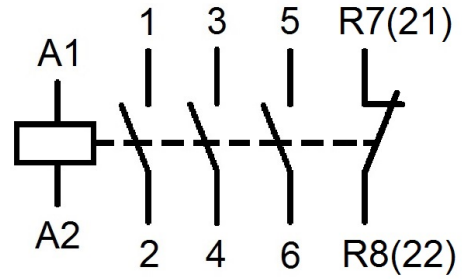


25A, 4-pole

25A, 4 NO BZ326461ME, BZ326460ME

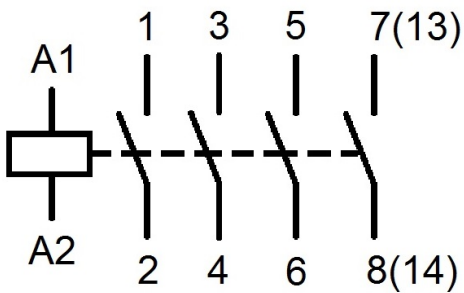


25A, 3 NO+1 NC BZ326463ME

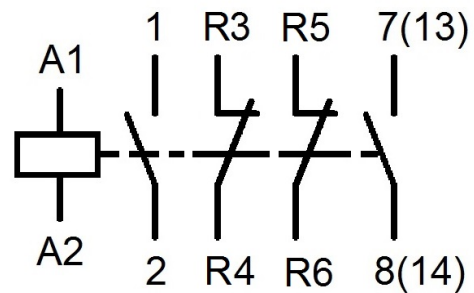


40A, 4-pole

40A, 4 NO BZ326442ME

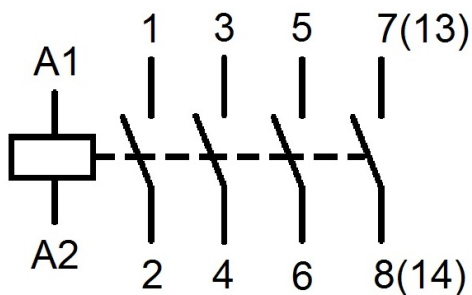


40A, 2 NO+2 NC BZ326466ME



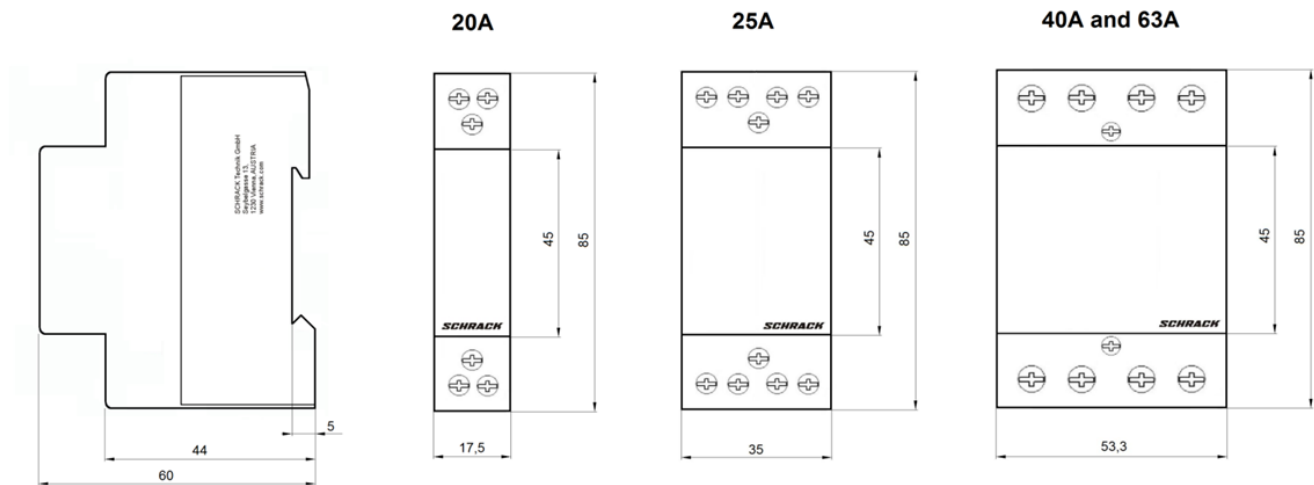
63A, 4-pole

63A, 4 NO BZ326444ME





**Dimensions**



**Articles**

**DIN Rail Contactor, series AMPARO**

**230V - Coil**

Description	article no.
20A, 2 NO	BZ326437ME
20A, 1 NO+1 NC	BZ326438ME
20A, 2 NC	BZ326439ME
25A, 4 NO	BZ326461ME
25A, 3 NO+1 NC	BZ326463ME
40A, 4 NO	BZ326442ME
40A, 2 NO+2 NC	BZ326466ME
63A, 4 NO	BZ326444ME

**24V - Coil**

Description	article no.
20A, 2 NO	BZ326453ME
20A, 1 NO+1 NC	BZ326421ME
25A, 4 NO	BZ326460ME