

RELAY PACKAGE SNR

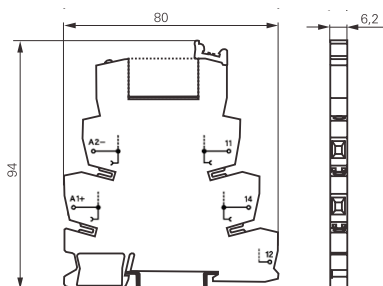


SNR

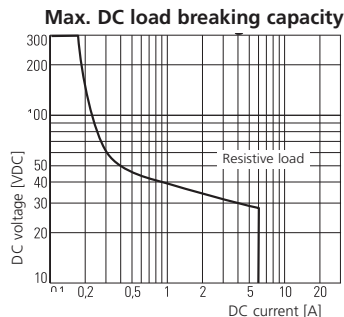
SCHRACK-INFO

- Relay package consisting of relays and DIN rail mount
- 1 CO contact with 6 A nominal current
- Reinforced insulation (protection class II, VDE 0160)
- Module width only 6.2 mm
- Reduced system width for increase packing density on the DIN rail
- Complies with the RoHS Directive 2002/95/EC
- Encoded protection diode and LED

DIMENSIONS (mm)



LOAD BREAKING CAPACITY



TYPE KEY

Type

Version

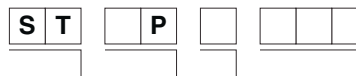
- 3P** Relay package, SNR 1-pole, CO, 6 A, screw terminals
4P Relay package, SNR 1-pole, CO, 6 A, cage-clamp terminals

Contact material

- 2** AgSnO₂, gold-plated, htv **3** AgSnO₂

Coil


- LB2** 12 VDC **LC4** 24 VDC
SM5 115 VDC/VAC **TP0** 230 VDC/VAC





TECHNICAL DATA

CONTACT DATA		6 A
Contact configuration		1 CO
Contact set		Single contact
Type of interruption		Micro-switch
Rated current		6 A
Rated voltage / max. switching voltage AC		240 / 240 VAC
Max. breaking capacity AC		1500 VA
Limiting making capacity, max 4 s, duty factor 10%		10 A
Contact material		AgSnO ₂ , AgSnO ₂ gold-plated
LED and PD for DC voltage		
INPUT DATA		
Rated input voltage DC		12, 24 VDC, 115, 230 VAC/VDC (type 115, 230 VAC/VDC with 60 VDC relay)
Rated coil power, DC coil		12 VDC 184 mW, 24 VDC 220 mW, 115 VAC 402 mVA, 230 VAC 736 mVA
Operation range to IEC 61810		2
GENERAL DATA		
Ambient temperature range		- 40... + 55 °C
Degree of protection DIN 40050		IP20
Terminals		Screw terminals / cage-clamp terminals
Terminal screw torque according to IEC 61984		0.5 Nm
max.		0.6 Nm
Wire cross section	Solid wire	0.14...2.5 mm ²
	Stranded wire	0.14...2.5 mm ²
	with ferrule (DIN 46228/1)	0.14...2.5 mm ²

Visit www.schrack.com for further technical data

CONTACTS	COIL	CONTACT MATERIAL	TYPE	EAN CODE	AVAILABLE	ORDER NO.
RELAY PACKAGE, 6 A WITH SOCKET						
1 CO, screw terminal	12 V DC	AgSnO ₂	SNR PACKAGE 12VDC SK	9004840408614		ST3P3LB2
1 CO, screw terminal	24 V DC	AgSnO ₂	SNR PACKAGE 24VDC SK	9004840408553		ST3P3LC4
1 CO, screw terminal	24 V DC	AgSnO ₂ , hard gold-plated	SNR PACKAGE 24VDC SK REL.HTV.	9004840408546		ST3P2LC4
1 CO, screw terminal	115 V AC/DC	AgSnO ₂	SNR PACKAGE 115VDC/AC SK	9004840408560		ST3P3SM5
1 CO, screw terminal	230 V AC/DC	AgSnO ₂	SNR PACKAGE 230VDC/AC SK	9004840408577		ST3P3TP0
1 CO, screwless terminal	24 V DC	AgSnO ₂	SNR PACKAGE 24VDC FK	9004840407860		ST4P3LC4
1 CO, screwless terminal	230 V AC/DC	AgSnO ₂	SNR PACKAGE 230VDC/AC FK	9004840407884		ST4P3TP0

ACCESSORIES

SNR screw base				9004840448931		ST3FLC4
SNR jumper bar, red 500 mm			ST3x, ST4x	9004840407914		ST37001
SNR jumper bar, blue 500 mm			ST3x, ST4x	9004840407921		ST37002
SNR jumper bar, grey 500 mm			ST3x, ST4x	9004840407938		ST37003
Label per pc.			ST3x, ST4x	9004840407891		ST37040



Order no. blue: on stock, usually ready for delivery on the day of order!

PANEL RELAYS AND ACCESSORIES

POWER RELAY RT1

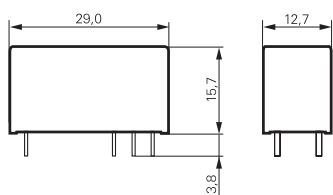


RT1

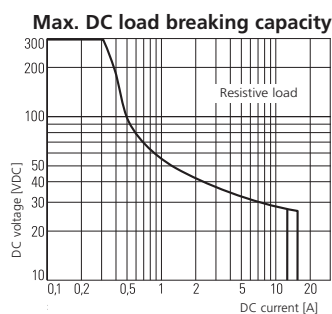
SCHRACK-INFO

- 1-pole 12 / 16 A, DC or AC coil
- 1 CO contact or 1 NO contact
- Sensitive coil 400 mW / 0.75 VA
- 5 kV / 10 mm coil contact, class II (VDE 0700)
- Safe separation according to VDE 0160 in conjunction with base YRT78626
- Ambient temperature 85 °C (DC coil)
- Low overall height 15.7 mm
- Hard gold-plated contacts available
- PCB and screw bases are available
- Typical applications: panel boards, mechanical engineering

DIMENSIONS (mm)



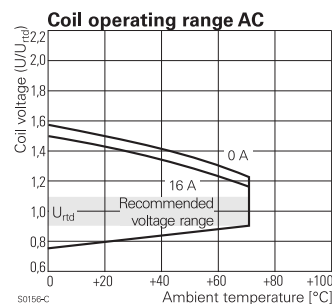
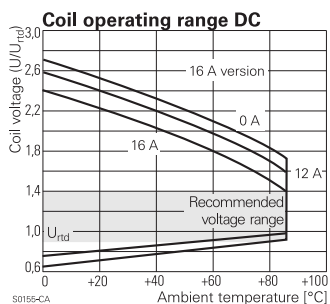
LOAD BREAKING CAPACITY



APPROVALS



COIL OPERATING VOLTAGE RANGE

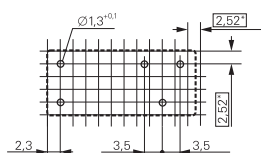


PCB DIAGRAMS/WIRING DIAGRAMS

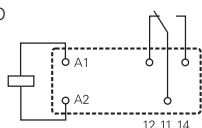
View of the terminals, dimensions in mm

*) Equipping with indicated hole diameter also possible in 2.5 mm or 2.54 mm contact spacing.

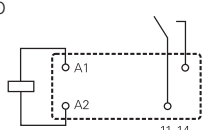
12 A, pinning 3.5 mm



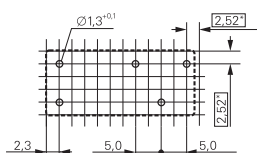
1 CO



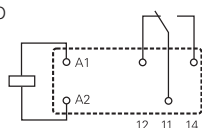
1 NO



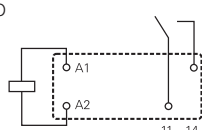
12 A, pinning 5 mm



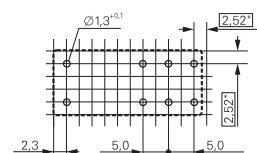
1 CO



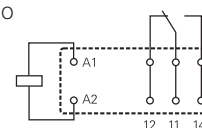
1 NO



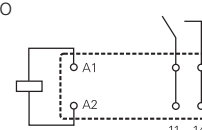
16 A, pinning 5 mm



1 CO



1 NO



PANEL RELAYS AND ACCESSORIES

TYPE KEY

Type	R	T					
Version	1 12 A, pinning 3.5 mm, flux-proof						
	2 12 A, pinning 5 mm, flux-proof						
	3 16 A, pinning 5 mm, flux-proof	D 16 A, pinning 5 mm, wash-proof,					
Contacts	1 1 CO	3 1 NO					
Contact material	4 AgNi 90/10	5 AgNi 90/10 gold-plated (for type RT31.)					
Coil	For coil code, see coil table						
Preferred types in bold print							

TECHNICAL DATA

CONTACT DATA		12 A	16 A
Number of contacts and type		1 CO or 1 NO contact	
Contact style		Single contact	
Rated current		12 A	16 A
Rated voltage / max. switching voltage		AC 250 V~ / 440 V~	
Max. breaking capacity AC		3000 VA	4000 VA
Inrush current (max. 4 s at 10% DF)		25 A	30 A
Contact material		AgNi 90/10. AgNi 90/10 htv	
COIL DATA			
Nominal voltage	DC coil	5...110 V~	
	AC coil	24...230 V~	
Nominal power	DC coil	400 mW – 420 mW	
	AC coil	0.74 VA – 0.76 VA	
Operation release voltage/coil resistance at ambient temperature 23 °C	24 VDC coil	16.8 V / 2.4 V / 1440 Ω ± 10%	
	230 VAC coil	172.5 V / 34.5 V / 32500 Ω ± 10%	

Visit www.schrack.com for further technical data

CONTACTS	PINNING	COIL	CONTACT MAT.	TYPE	EAN CODE	AVAILABLE	ORDER NO.
12 A							
1 CO	3.5 mm	12 V DC	AgNi 90/10	PREL-SL-1-UKE-M1-012G-12-3.5	9004840160604		RT114012
1 CO	3.5 mm	24 V DC	AgNi 90/10	PREL-SL-1-UKE-M1-024G-12-3.5	9004840160611		RT114024
1 CO	3.5 mm	24 V AC	AgNi 90/10	PREL-SL-1-UKE-M1-024W-12-3.5	9004840193466		RT114524
1 CO	5 mm	12 V DC	AgNi 90/10	PREL-SL-1-UKE-M1-012G-12-5.0	9004840155846		RT214012
1 CO	5 mm	24 V DC	AgNi 90/10	PREL-SL-1-UKE-M1-024G-12-5.0	9004840155143		RT214024
1 CO	5 mm	230 V AC	AgNi 90/10	PREL-SL-1-UKE-M1-230W-12-5.0	9004840158182		RT214730
16 A							
1 CO	5 mm	5 V DC	AgNi 90/10	PREL-SL-1-UKE-M1-005G-16-5.0	9004840167856		RT314005
1 CO	5 mm	12 V DC	AgNi 90/10	PREL-SL-1-UKE-M1-012G-16-5.0	9004840185553		RT314012
1 CO	5 mm	24 V DC	AgNi 90/10	PREL-SL-1-UKE-M1-024G-16-5.0	9004839015489		RT314024
1 NO	5 mm	24 V DC	AgNi 90/10	PREL-SL-1-AKE-M1-024G-16-5.0	9004840158151		RT334024
1 CO	5 mm	110 V DC	AgNi 90/10	PREL-SL-1-UKE-M1-110G-16-5.0	9004840196238		RT314110
1 CO	5 mm	24 V AC	AgNi 90/10	PREL-SL-1-UKE-M1-024W-16-5.0	9004840157994		RT314524
1 CO	5 mm	230 V AC	AgNi 90/10	PREL-SL-1-UKE-M1-230W-16-5.0	9004839034596		RT314730
1 CO	5 mm	230 V AC	AgNi 90/10	PREL-SL-1-UKE-M1-230W-16-5.0	9004840193503		RT315730
1 CO	5 mm	24 V DC	AgNi 90/10	PREL-SW-1-UKE-M1-024G-16-5.0	9004840193619		RTD14024



POWER RELAY RT1 INRUSH

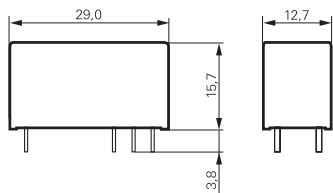


RT1 INRUSH

SCHRACK-INFO

- 1-pole, 16 A, for inrush peak currents
- 1 NO or 1 CO contact
- Sensitive coil 400 mW
- 5 kV / 10 mm coil contact
- Protection class II (VDE 0700)
- Ambient temperature 85 °C
- Low overall height 15.7 mm (only relay)
- PCB and screw bases
- For domestic appliances, heating controls, lighting controls, building automation

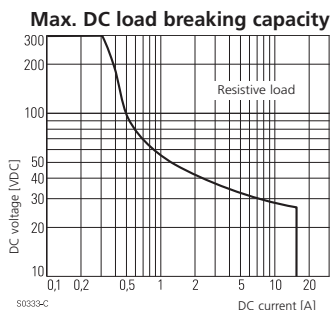
DIMENSIONS (mm)



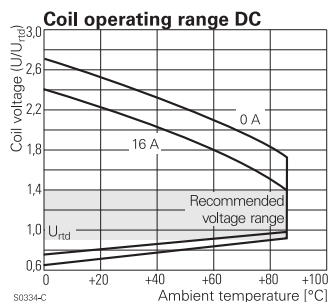
APPROVALS



LOAD BREAKING CAPACITY



COIL OPERATING VOLTAGE RANGE

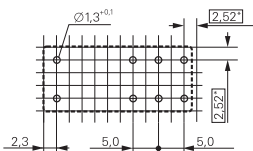


Page
432

PCB DIAGRAMS/WIRING DIAGRAMS

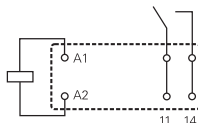
View of the terminals,
dimensions in mm

16 A, pinning 5 mm



*) Equipping with indicated hole diameter
also possible in 2.5 mm or 2.54 mm
contact spacing.

1 NO





TYPE KEY

Type	R	T	3	3			
Version	3 16 A, pinning 5 mm						
Contacts	1 1 CO contact		3 1 NO contact				
Contact material	K AgNi 90/10			L AgSnO ₂			
Coil	Coil code: please see coil table, preferred types in bold print						

TECHNICAL DATA

CONTACT DATA	
Number of contacts and type	1 NO contact
Contact style	Single contact
Rated current	16 A
Rated voltage / max. switching voltage	AC 250 V~ / 440 V~
Max. breaking capacity AC	4000 VA
Inrush current (max. 4 s at 10% DF)	30 A
Contact material	AgNi 90/10, AgSnO ₂
COIL DATA	
Rated voltage	5...110 V~
Rated power	400 mW
Operation release voltage/coil resistance at ambient temperature 23°C	24 VDC coil 16.8 V / 2.4 V / 1440 Ω ± 10%

Visit www.schrack.com for further technical data

CONTACTS	PINNING	COIL	CONTACT MAT.	TYPE	EAN CODE	AVAILABLE	ORDER NO.
16 A							
1 NO	5 mm	24 V DC	AgNi 90/10	PREL-SL-1-AKE-M1-024G-16-5.0	9004840158793		RT33K024
1 CO	5 mm	24 V DC	AgSnO ₂	PREL-SL-1-UKE-M1-024G-16-5.0	9004840155280		RT31L024




I KNOW WHERE TO FIND IT!

THE SCHRACK TECHNIK WEB SHOP WITH NAVIGATOR
WWW.SCHRACK.COM

- Finding product information made easy
- Buying products around the clock
- Quick access customer service

PANEL RELAYS AND ACCESSORIES

POWER RELAYS RTI

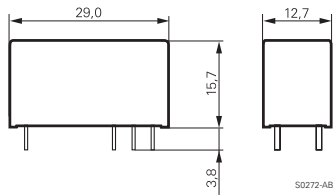


RTI

SCHRACK-INFO

- 1-pole 16 A, 1 NO contact (W pre-make contact + AgSnO₂)
- 10 A / 250 V AC making and breaking capacity according to IEC 60669-1
- 165 A / 20 ms inrush peak current
- Mono- or bistable coil
- 5 kV / 10 mm coil contact set
- Reinforced insulation
- Complies with the RoHS Directive 2002/95/EC
- For lighting systems, movement sensors, incandescent and fil lamps, motors

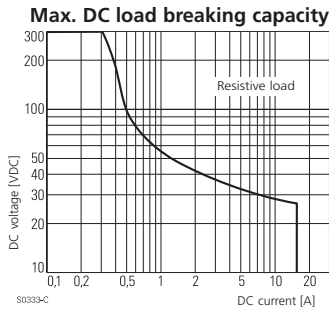
DIMENSIONS (mm)



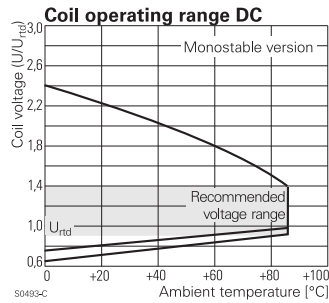
APPROVALS



LOAD BREAKING CAPACITY



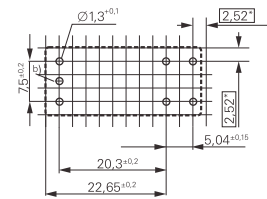
COIL OPERATING VOLTAGE RANGE



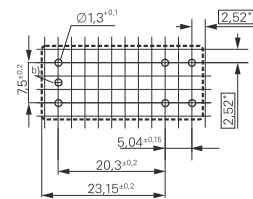
Page
434

PCB DIAGRAMS/WIRING DIAGRAMS

16 A, pinning 5 mm

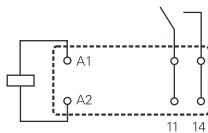


b) only for 2 windings

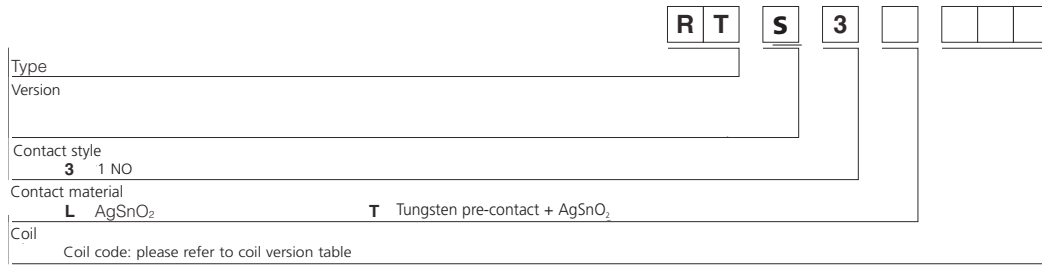


*) Equipping with indicated hole diameter also possible in 2.5 mm or 2.54 mm contact spacing.

Monostable version



TYPE KEY



TECHNICAL DATA

CONTACT DATA		RT.3T	RTS3L
Contact type		1 NO contact	
Contact style		Single contact	
Type of disconnection		Micro-switch	
Rated current		16 A	
Rated voltage / max. switching voltage AC		250 / 400 VAC	
Limiting continuous current		16 A	
Max. breaking capacity AC		4000 VA	
Limiting making capacity	max 20 ms (incandescent lamps) max 200 µs (fluorescent lamps)	165 A 800 A	120 A -
Contact material		W (lead contact)+AgSnO ₂	AgSnO ₂
COIL DATA			
Rated voltage range		24 VDC	
Rated power		Typ. 400 mW	
Operation range, IEC 61810		2	
Coil insulation system according to UL1446		Class F	
Operation release voltage/coil resistance	24 VDC coil	16.8 V / 2.4 V / 1440 Ω ± 10%	
at ambient temperature 23 °C	230 VAC coil	172.5 V / 34.5 V / 32500 Ω ± 10%	

Visit www.schrack.com for further technical data

CONTACTS	PINNING	COIL	CONTACT MAT.	TYPE	EAN CODE	AVAILABLE	ORDER NO.
16 A							
1 NO	5 mm	24 V DC	AgSnO ₂	PREL-SL-1-AKE-M1-024G-16-5	9004840515855		RTS3L024
1 NO	5 mm	24 V DC	W + AgSnO ₂	PREL-SL-1-AKE-M1-024G-16-5	9004840543476		RTS3T024



I KNOW WHERE TO FIND IT!

WITH THE SCHRACK TECHNIK LiVE-PHONE APP

- Access technical product information at any time and from everywhere
- See availability and price immediately
- Order desired products easily

POWER RELAYS RT2

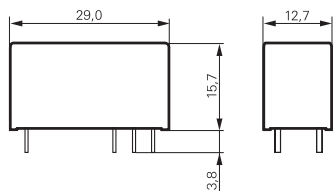


RT2

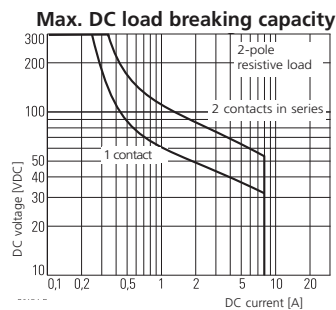
SCHRACK-INFO

- 2-pole 8 A, DC or AC coil
- 2 CO contact
- Sensitive coil 400 mW
- DC or AC coil
- 5 kV / 10 mm coil contact, class II (VDE 0700), reinforced insulation
- Safe separation according to VDE 0160 in conjunction with base YRT78626
- Low overall height 15.7 mm (only relay)
- PCB and screw bases
- For domestic appliances, heating controllers, emergency lighting, modems, panel boards, mechanical engineering

DIMENSIONS (mm)



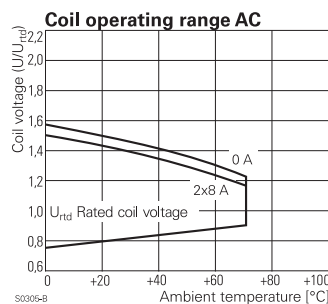
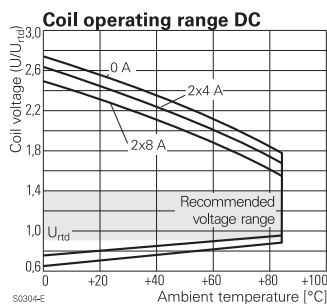
LOAD BREAKING CAPACITY



APPROVALS

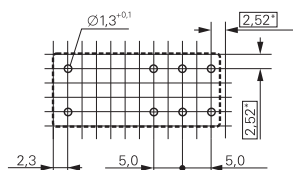


COIL OPERATING VOLTAGE RANGE

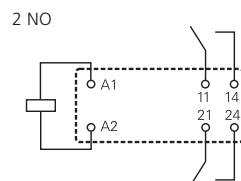
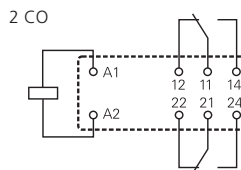


PCB DIAGRAMS/WIRING DIAGRAMS

View of the terminals, dimensions in mm



*) Equipping with indicated hole diameter also possible in 2.5 mm or 2.54 mm contact spacing.



PANEL RELAYS AND ACCESSORIES

TYPE KEY















Type	R T	4			
Version	4 8 A, pinning 5 mm, flux-proof	E	8 A, pinning 5 mm, wash-proof,		
Contacts	2 2 CO				
Contact material	4 AgNi 90/10	5	AgNi 90/10 gold-plated, htv		
Coil	For coil code, see coil table				

Preferred types in bold print

TECHNICAL DATA

CONTACT DATA		8 A
Number of contacts and type		2 CO contact
Contact style		Single contact
Rated current		8 A
Rated voltage / max. switching voltage		AC 250 V~ / 440 V~
Max. breaking capacity AC		2000 VA
Inrush current (max. 4 s at 10% DF)		15 A
Contact material		AgNi 90/10. AgNi 90/10 htv
COIL DATA		
Rated voltage	DC coil	5...110 V~
	AC coil	24...230 V~
Rated power	DC coil	400 mW (24 VCD)
	AC coil	0.74 VA (230 VAC)
Operation release voltage/coil resistance at ambient temperature 23 °C	24 VDC coil	16.8 V / 2.4 V / 1440 Ω ± 10%
	230 VAC coil	172.5 V / 34.5 V / 32500 Ω ± 10%

Visit www.schrack.com for further technical data

CONTACTS	PINNING	COIL	CONTACT MAT.	TYPE	EAN CODE	AVAILABLE	ORDER NO.
8 A							
2 CO	5 mm	6 V DC	AgNi 90/10	PREL-SL-2-UKE-M1-006G-08-5.0	9004840158939		RT424006
2 CO	5 mm	12 V DC	AgNi 90/10	PREL-SL-2-UKE-M1-012G-08-5.0	9004839019241		RT424012
2 CO	5 mm	24 V DC	AgNi 90/10	PREL-SL-2-UKE-M1-024G-08-5.0	9004839019142		RT424024
2 CO	5 mm	24 V DC	AgNi 90/10, htv	PREL-SL-2-UKE-M1-024G-08-5.0	9004840160628		RT425024
2 CO, wash-tight	5 mm	24 V DC	AgNi 90/10	PREL-SL-2-UKE-M1-024G-08-5.0	9004839029103		RTE24024
2 CO	5 mm	48 V DC	AgNi 90/10	PREL-SL-2-UKE-M1-048G-08-5.0	9004839027185		RT424048
2 CO	5 mm	60 V DC	AgNi 90/10	PREL-SL-2-UKE-M1-060G-08-5.0	9004840193558		RT424060
2 CO	5 mm	110 V DC	AgNi 90/10	PREL-SL-2-UKE-M1-110G-08-5.0	9004840191561		RT424110
2 CO	5 mm	24 V AC	AgNi 90/10	PREL-SL-2-UKE-M1-024W-08-5.0	9004839034602		RT424524
2 CO	5 mm	48 V AC	AgNi 90/10	PREL-SL-2-UKE-M1-048W-08-5.0	9004840167641		RT424548
2 CO	5 mm	115 V AC	AgNi 90/10	PREL-SL-2-UKE-M1-115W-08-5.0	9004840158021		RT424615
2 CO	5 mm	115 V AC	AgNi 90/10, htv	PREL-SL-2-UKE-M1-115W-08-5.0	9004840187748		RT425615
2 CO	5 mm	230 V AC	AgNi 90/10	PREL-SL-2-UKE-M1-230W-08-5.0	9004839034282		RT424730
2 CO	5 mm	230 V AC	AgNi 90/10, htv	PREL-SL-2-UKE-M1-230W-08-5.0	9004840166040		RT425730



Order no. blue: on stock, usually ready for delivery on the day of order!

PANEL RELAYS AND ACCESSORIES

PLUGGABLE INTERFACE RELAY XT

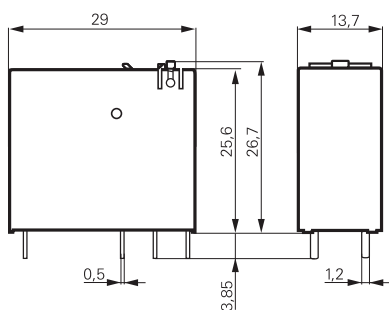


XT

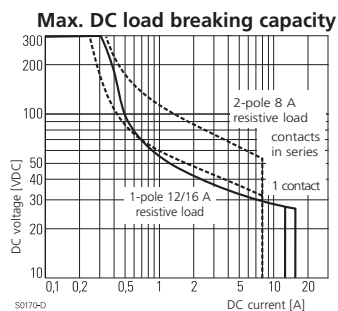
SCHRACK-INFO

- 1-pole 16 A, 2-pole 8 A, 1 or 2 CO contacts
- DC or AC coil, sensitive coil 400 mW
- Reinforced insulation, protection class II (VDE 0700)
- Safe separation according to VDE 0160 in conjunction with base YRT78626
- 4 kV / 8 mm coil contact
- Lockable manual test system¹⁾
- Optional version with mechanical and electrical indication available
- Suitable for standard RT bases
- Recyclable packaging
- Compliant with RoHS Directive 2002/95/EC
- For control panels, panel boards, mechanical engineering

DIMENSIONS (mm)



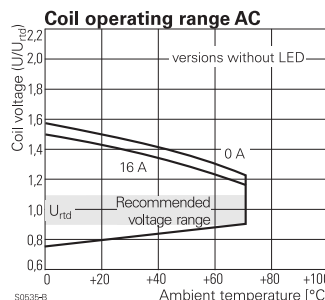
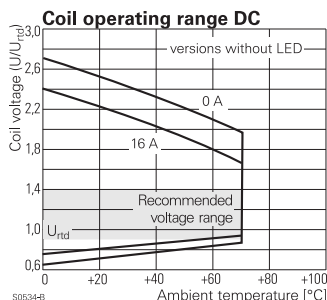
LOAD BREAKING CAPACITY



APPROVALS



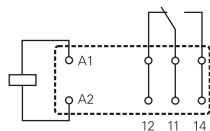
COIL OPERATING VOLTAGE RANGE



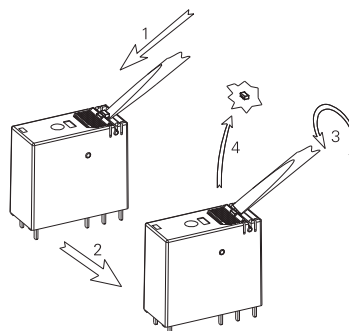
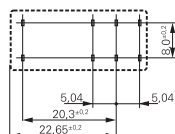
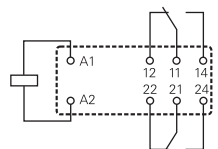
PCB DIAGRAMS/WIRING DIAGRAMS APPLICATION

View of the terminals

1 CO, 16 A



2 CO, 8 A



¹⁾ Description of the locking function: If the test button is pulled out to forcibly, it may skip the test position and move directly to the locking position. On delivery only with test option; to go to the locking position, please remove the plastic locking cam (see drawing).

TYPE KEY

Type	X T			4		
Version						
3	1-pole, 16 A, pinning 5 mm					
4	2-pole, 8 A, pinning 5 mm					
Contacts						
7	1 CO contact with test button and mechanical indicator					
8	2 CO contacts with test button and mechanical indicator					
Contact material						
4	AgNi 90/10					
Coil code						
Coil code: please see coil table, preferred types in bold print						

TECHNICAL DATA

CONTACT DATA		1-POLE	2-POLE
Number of contacts and type		1 CO	2 CO
Contact style		Single contact	
Type of disconnection		Micro-switch	
Rated current		16 A	8 A
Rated voltage / max. switching voltage AC		240/400 V AC	
Max. breaking switching capacity AC		4000 VA	2000 VA
Inrush current (max 4 s at 10% DF)		30 A	15 A
Contact material		AgNi 90/10	
COIL DATA			
Rated voltage	DC coil	24 V~	
	AC coil	24 V~	
Rated power	DC coil	typ. 400 mW	
	AC coil	typ. 0.75 VA	
Operation range, IEC 61810		2	
Coil insulation system according to UL1446		Class F	
Operation release voltage/coil resistance at ambient temperature 23 °C	24 VDC coil	16.8 V / 2.4 V / 1440 Ω ± 10%	
	24 VAC coil	18 V / 3.6 V / 350 Ω ± 10%	
	230 VAC coil	172.5 V / 34.5 V / 32500 Ω ± 10%	

Visit www.schrack.com for further technical data

CONTACTS	PINNING	COIL	CONTACT MAT.	TYPE	EAN CODE	AVAILABLE	ORDER NO.
16 A							
1 CO	5 mm	24 V DC	AgNi 90/10	PREL-SL-1-UKE-M1-024G-16-5.0	9004840616989		XT374LC4
8 A							
2 CO	5 mm	24 V DC	AgNi 90/10	PREL-SL-2-UKE-M1-024G-08-5.0	9004840529999		XT484LC4
2 CO	5 mm	24 V AC	AgNi 90/10	PREL-SL-2-UKE-M1-024W-08-5.0	9004840530001		XT484R24
2 CO	5 mm	230 V AC	AgNi 90/10	PREL-SL-2-UKE-M1-230W-08-5.0	9004840530018		XT484T30




ACCESSORIES FOR POWER AND INTERFACE RELAYS RT AND XT – GENERAL INFORMATION



RT78725



RT17017



RT424730



YMLRW230



XT484LC4



XT17017



YRT78626

SCHRACK-INFO

- For industrial power relays RT and XT, pinning 3.5 mm or 5 mm
- Plug-in base with separate terminal positions (input/output)
- New holding clip with ejection function
- Easy change of the relays even with dense packing
- High-quality, contact-reliable terminal screws
- Captive terminal screws
- Indicator and function modules reverse polarity-protected and easy to plug in
- Snap-on labels
- Complies with the RoHS Directive 2002/95/EC




I KNOW WHERE TO FIND IT!

THE SCHRACK TECHNIK WEB SHOP WITH NAVIGATOR
WWW.SCHRACK.COM

- Finding product information made easy
- Buying products around the clock
- Quick access customer service

SCREWLESS CLAMP SOCKET WITH SCREWLESS TERMINALS FOR DIN RAIL MOUNTING

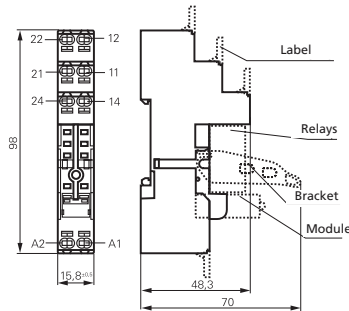


RT7872P

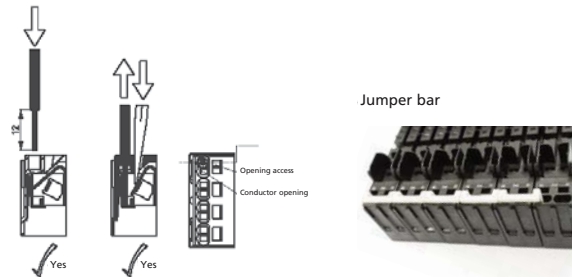
SCHRACK-INFO

- Screwless terminals
- Solid wire can be connected without tools
- Double clamps per terminal
- Jumper bars for connection
- Open coil circuit for active modules
- Inputs and outputs arranged separately

DIMENSIONS (mm)



APPLICATION / CAUTIONS



TECHNICAL DATA

Rated current	2 x 8 A, 16 A*)	
Rated voltage / max. switching voltage	240/400 V AC	
Terminal capacity	Solid wire	1 x 0.75 / 1 / 1.5 mm ² , 2 x 0.75 / 1 mm ²
	Stranded wire without ferrule	1 x 0.75 / 1 / 1.5 mm ² , 2 x 0.75 / 1 mm ²
	without ferrule, with standard insulation	2 x 1.5 mm ²
	with ferrule	1 x 0.75 / 1 mm ² , 2 x 0.75 mm ²
	with ferrule, without insulation or insulation at least 18 mm long	1 x 1.5 mm ²

For stranded conductors with single wires of 0.05 mm or less, the use of ferrules is recommended. When using stranded conductors without ferrules, the terminal must be opened to insert the conductor.
* Supply contacts of the 1-pole relays must be doubled on 1x + 2x!

DESCRIPTION	FOR RELAY TYPE	EAN CODE	AVAILABLE	ORDER NO.
Screwless clamp socket, pinning 5 mm for DIN rail mounting	RT2x, RT3x, RT4x, XT, RP4x	9004840535204		RT7872P
Retaining clip for RT relay (overall height 15.7 mm)	RT2x, RT3x, RT4x	9004839096242		RT17017
Retaining clip for XT relay (overall height 25.5 mm)	XT, RP4	9004839096143		XT17017
Jumper bar	-	9004840539264		RT170P1



I KNOW WHERE TO FIND IT!

WITH THE SCHRACK TECHNIK LIVE-PHONE APP

- Access technical product information at any time and from everywhere
- See availability and price immediately
- Order desired products easily

PANEL RELAYS AND ACCESSORIES

SOCKET WITH SCREW TERMINALS FOR DIN RAIL



YRT78726/RT78725

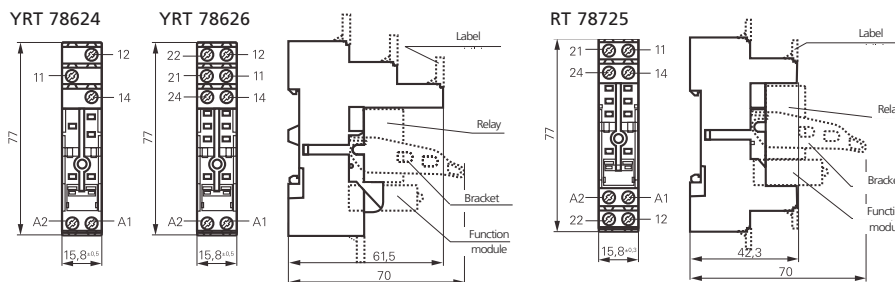
SCHRACK-INFO

- Easy change of the relay even with dense packing
- High-quality, contact-reliable terminals
- Captive terminal screws

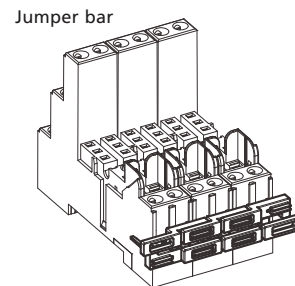
APPROVALS



DIMENSIONS (mm)



APPLICATION



TECHNICAL DATA

	YRT 78624	YRT 78626	RT 78725
Rated current	12 A	2 x 8 A, 16 A*)	2 x 8 A, 16 A*)
Rated voltage		AC 240 V~	
Terminals		Screw terminals	
Terminal torque according to IEC 61984		0.5 Nm	
	max.	0.7 Nm	
Terminal capacity	copper wire	2 x 2.5 mm ²	
	Stranded wire	2 x 2.5 mm ²	
	with ferrule (DIN 46228/1)	2 x 1.5 mm ²	

* Supply contacts of the 1-pole relays (RT1) must be doubled on 1x + 2x!

DESCRIPTION	FOR RELAY TYPE	EAN CODE	AVAILABLE	ORDER NO.
Socket with screw terminals, logic version pinning 3.5 mm for DIN rail mounting	RT1x	9004840184921		YRT78624
Socket with screw terminals, logic version pinning 5 mm for DIN rail mounting	XT, RT2x, RT3x, RT4x	9004839900419		YRT78626
Socket with screw terminals, conventional version pinning 5 mm for DIN rail mounting	XT, RT2x, RT3x, RT4x	9004840546378		RT78725
Retaining clip f. RT relay w. eject function (overall height 15.7 mm)	RT1x, RT2x, RT3x, RT4x	9004839096242		RT17017
Retaining clip f. XT relay w. eject function (overall height 25.5 mm)	XT, RP4	9004839096143		XT17017
Jumper bar 8-fold	-	9004840617030		RT170R8
Marking tag	-	9004840184907		YRT16040



LED AND PROTECTION MODULES



YMLRW230

SCHRACK-INFO

- Compatible with screwless and screw terminal sockets

DESCRIPTION	FOR SOCKET	TYPE	EAN CODE	AVAILABLE	ORDER NO.
LED red 6...24 V DCV AC	YPTx, PTx, YRTx, RTx	EM07	9004839069253		YMLRA024
LED red 6...24 V DC with prot. diode (A1+, A2-)	YPTx, PTx, YRTx, RTx	EM18	9004839069192		YMLRD024-A
LED red 6...24 V DC with prot. diode (A1-, A2+)	YPTx, PTx, YRTx, RTx	EM08	9004840152203		YMLRD024
LED red 110...230 V AC	YPTx, PTx, YRTx, RTx	EM06	9004839069246		YMLRW230
LED green 6...24 V DCV AC	YPTx, PTx, YRTx, RTx	EM11	9004839069222		YMLGA024
LED green 6...24 V DC with prot. diode (A1+, A2-)	YPTx, PTx, YRTx, RTx	EM12	9004839069239		YMLGD024
LED green 110...230 V AC	YPTx, PTx, YRTx, RTx	EM10	9004839034879		YMLGW230
Protection diode (A1+, A2-), 6/230 V DC	YPTx, PTx, YRTx, RTx	EM09	9004839069208		YMFDG230
RC network 6...60 V AC	YPTx, PTx, YRTx, RTx	EM02	9004840152272		YMRCW024
RC network 110...230 V AC	YPTx, PTx, YRTx, RTx	EM03	9004840152289		YMRCW230
Varistor 24 V AC	YPTx, PTx, YRTx, RTx	EM04	9004840194081		YMLVAW024
Varistor 230 V AC	YPTx, PTx, YRTx, RTx	EM05	9004840194098		YMLVAW230



I KNOW WHERE TO FIND IT!

THE SCHRACK TECHNIK WEB SHOP WITH NAVIGATOR
WWW.SCHRACK.COM

- Finding product information made easy
- Buying products around the clock
- Quick access customer service



PANEL RELAYS AND ACCESSORIES

MINIATURE RELAY PT



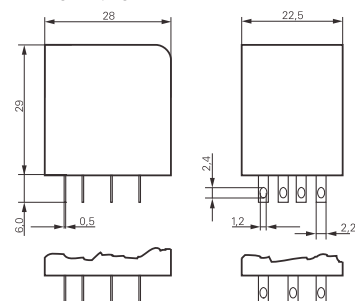
PT

SCHRACK-INFO

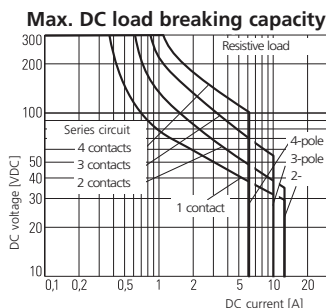
- 2-pole 12 A, 3-pole 10 A or 4-pole 6 A
- AC or DC coil
- Up to 3000 VA switching performance
- Overall height 29 mm
- Cadmium-free contact material
- Mechanical and optional electrical function indicator
- Touch-proof test button, selectable lock
- White label
- Universal use in control, automation and mechanical engineering

DIMENSIONS (mm)

Soldering and plug-in terminals (standard version)



LOAD BREAKING CAPACITY



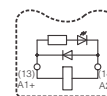
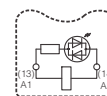
APPROVALS



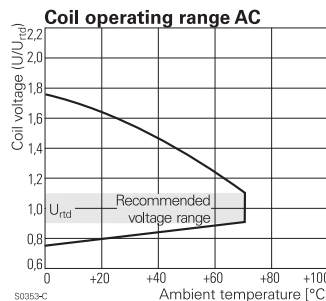
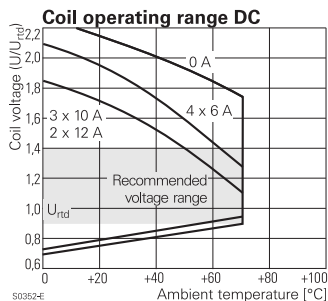
WIRING DIAGRAMS

LED

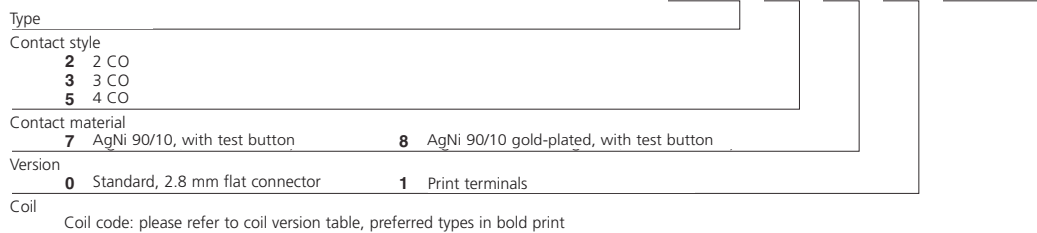
Protection diode + LED



COIL OPERATING VOLTAGE RANGE



TYPE KEY



*) Version with a closed cap without test button available on request.
Other types available on request

PANEL RELAYS AND ACCESSORIES

TECHNICAL DATA

CONTACT DATA		PT2	PT3	PT5
Contact version		2 CO	3 CO	4 CO
Contact style		Single contact		
Type of disconnection		Micro-switch		
Rated current		12 A	10 A	6 A
Rated voltage / max. switching voltage AC		240/400 VAC	240/400 VAC	240/240 VAC
Max. breaking capacity AC		3000 VA	2500 VA	1500 VA
Making capacity, max 20 ms		24 A	20 A	12 A
Contact material		AgNi90/10. AgNi90/10 hard gold-plated		
Minimum contact load		12V/10 mA, 20 mV/1 mA hard gold-plated		
COIL DATA				
Rated voltage range	DC coil	6...220 VDC		
	AC coil	6...230 VAC		
Rated output	DC coil	0.75 mW		
	AC coil	1.0 VA		
Operation release voltage/coil resistance at ambient temperature 23 °C	24 VDC coil	18 V / 2.4 V / 777 Ω ± 10%		
	24 VAC coil	19.2 V / 7.2 V / 192 Ω ± 10%		
	230 VAC coil	184 V / 69 V / 19465 Ω ± 10%		

Visit www.schrack.com for further technical data

CONTACTS	COIL	CONTACT MAT.	TYPE	EAN CODE	AVAILABLE	ORDER NO.
2 CO, 12 A	24 V DC	AgNi 90/10	SREL-SL-2-UKE-M1-024G-12	9004839055232		PT270024
2 CO, 12 A	48 V DC	AgNi 90/10	SREL-SL-2-UKE-M1-048G-12	9004840376517		PT270048
2 CO, 12 A	24 V AC	AgNi 90/10	SREL-SL-2-UKE-M1-024W-12	9004840149456		PT270524
2 CO, 12 A	230 V AC	AgNi 90/10	SREL-SL-2-UKE-M1-230W-12	9004839055201		PT270730
3 CO, 10 A	24 V DC	AgNi 90/10	SREL-SL-3-UKE-M1-024G-10	9004840149487		PT370024
3 CO, 10 A	110 V DC	AgNi 90/10	SREL-SL-3-UKE-M1-110W-10	9004840537116		PT370110
3 CO, 10 A	24 V AC	AgNi 90/10	SREL-SL-3-UKE-M1-024W-10	9004840149470		PT370524
3 CO, 10 A	230 V AC	AgNi 90/10	SREL-SL-3-UKE-M1-230W-10	9004840149494		PT370730
4 CO, 6 A	6 V DC	AgNi 90/10	SREL-SL-4-UKE-M1-006G-06	9004840199307		PT570006
4 CO, 6 A	12 V DC	AgNi 90/10	SREL-SL-4-UKE-M1-012G-06	9004839057151		PT570012
4 CO, 6 A	24 V DC	AgNi 90/10	SREL-SL-4-UKE-M1-024G-06	9004839055249		PT570024
4 CO, 6 A	48 V DC	AgNi 90/10	SREL-SL-4-UKE-M1-048G-06	9004839056901		PT570048
4 CO, 6 A	60 V DC	AgNi 90/10	SREL-SL-4-UKE-M1-060G-06	9004840155297		PT570060
4 CO, 6 A	110 V DC	AgNi 90/10	SREL-SL-4-UKE-M1-110G-06	9004840155303		PT570110
4 CO, 6 A	125 V DC	AgNi 90/10	SREL-SL-4-UKE-M1-125G-06	9004840176995		PT570125
4 CO, 6 A	220 V DC	AgNi 90/10	SREL-SL-4-UKE-M1-220G-06	9004839058202		PT570220
4 CO, 6 A	6 V AC	AgNi 90/10	SREL-SL-4-UKE-M1-006W-06	9004839056154		PT570506
4 CO, 6 A	12 V AC	AgNi 90/10	SREL-SL-4-UKE-M1-012W-06	9004839057557		PT570512
4 CO, 6 A	24 V AC	AgNi 90/10	SREL-SL-4-UKE-M1-024W-06	9004839055331		PT570524
4 CO, 6 A	48 V AC	AgNi 90/10	SREL-SL-4-UKE-M1-048W-06	9004840155334		PT570548
4 CO, 6 A	115 V AC	AgNi 90/10	SREL-SL-4-UKE-M1-115W-06	9004840155341		PT570615
4 CO, 6 A	230 V AC	AgNi 90/10	SREL-SL-4-UKE-M1-230W-06	9004839055256		PT570730
4 CO, 6 A, with LED	24 V DC	AgNi 90/10	SREL-SL-4-UKE-M1-024G-06	9004840191691		PT570L24
4 CO, 6 A, with LED and PD	24 V DC	AgNi 90/10	SREL-SL-4-UKE-M1-024G-06	9004840652239		PT570LC4
4 CO, 6 A, with LED	220 V DC	AgNi 90/10	SREL-SL-4-UKE-M1-220G-06	9004840188394		PT570N20
4 CO, 6 A, with LED	24 V AC	AgNi 90/10	SREL-SL-4-UKE-M1-024W-06	9004839062452		PT570R24
4 CO, 6 A, with LED	230 V AC	AgNi 90/10	SREL-SL-4-UKE-M1-230W-06	9004839062469		PT570T30
4 CO, 6 A, hard gold-plated	24 V DC	AgNi 90/10 htv	SREL-SL-4-UKE-M1-024G-05	9004840156089		PT580024
4 CO, 6 A, hard gold-plated	110 V DC	AgNi 90/10 htv	SREL-SL-4-UKE-M1-110G-05	9004840155358		PT580110
4 CO, 6 A, hard gold-plated	220 V DC	AgNi 90/10 htv	SREL-SL-4-UKE-M1-220G-05	9004840169751		PT580220
4 CO, 6 A, hard gold-plated	24 V AC	AgNi 90/10 htv	SREL-SL-4-UKE-M1-024W-05	9004840158816		PT580524
4 CO, 6 A, hard gold-plated	115 V AC	AgNi 90/10 htv	SREL-SL-4-UKE-M1-115W-05	9004840175196		PT580615
4 CO, 6 A, hard gold-plated	230 V AC	AgNi 90/10 htv	SREL-SL-4-UKE-M1-230W-05	9004840158823		PT580730
4 W, 6 A, hard gold-plated, with LED 24 V DC	24 V DC	AgNi 90/10 htv	SREL-SL-4-UKE-M1-024G-05	9004840220155		PT580L24
4 W, 6 A, hard gold-plated, with LED 230 V AC	230 V AC	AgNi 90/10 htv	SREL-SL-4-UKE-M1-230W-05	9004840268072		PT580T30



Order no. blue: on stock, usually ready for delivery on the day of order!

SCREWLESS CLAMP SOCKET WITH SCREWLESS TERMINALS

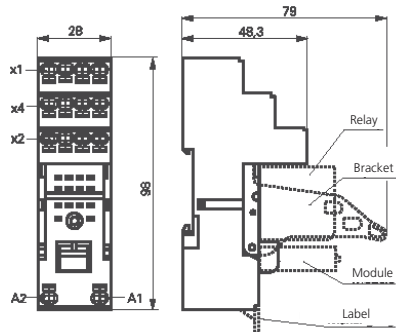


PT7874P

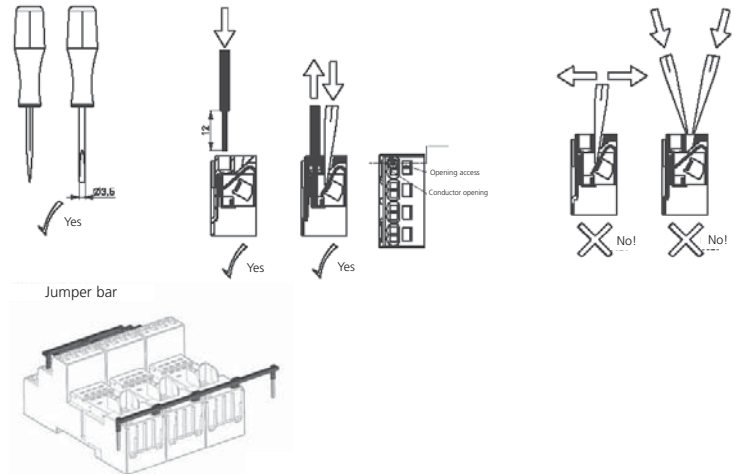
SCHRACK-INFO

- PT 4-pole 6 A
- Screwless terminals
- Solid wire can be connected without tools
- Double clamps per terminal
- Jumper bars for connection
- Open coil circuit for active modules
- Inputs and outputs arranged separately

DIMENSIONS (mm)



APPLICATION / CAUTIONS



TECHNICAL DATA

		4-POLE
Rated current		6 A
Rated voltage / max. switching voltage		240 V~
Dielectric strength	Coil/contact set	2500 V _{eff}
	Open contact	1200 V _{eff}
	adjacent contacts	2000 V _{eff}
Contacts		Screwless terminal
Wire stripping length		12 mm
Terminal capacity	Solid wire	1 x 0.75 / 1 / 1.5 mm ² , 2 x 0.75 / 1 mm ²
	with standard insulation (no reinforced insulation)	2 x 1.5 mm ²
	Stranded wire without ferrule	1 x 0.75 / 1 / 1.5 mm ² , 2 x 0.75 / 1 mm ²
	without ferrule, with standard insulation	2 x 1.5 mm ²
	with ferrule	1 x 0.75 / 1 mm ² , 2 x 0.75 mm ²
	with ferrule, without insulation or insulation at least 18 mm long	1 x 1.5 mm ²

DESCRIPTION	FOR RELAY TYPE	EAN CODE	AVAILABLE	ORDER NO.
Socket, inputs and outputs positioned separately, socket with screwless terminals, 4-pole	PT5x	9004840537987		PT7874P
Retaining clip	PT5x	9004840417258		PT17021
Jumper bar	-	9004840539301		PT170P1
Marking tag	-	9004839902512		YPT16040

PT DIN RAIL MOUNT WITH SCREW TERMINALS LOGIC VERSION



PT78742

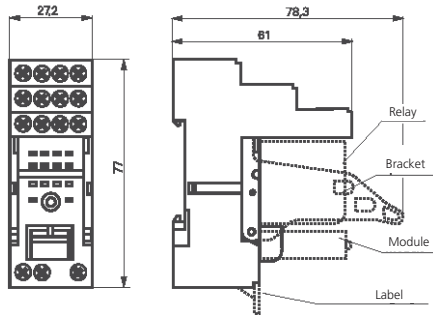
SCHRACK-INFO

- Base with separate arrangement of the control and load terminals
- High-quality, contact-reliable terminals
- Captive terminal screws
- Double A2 terminals for simpler loopthrough

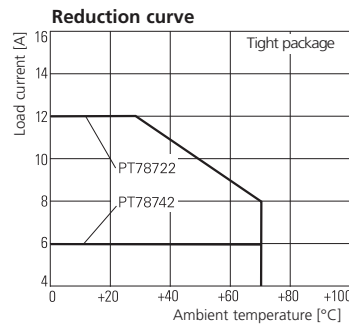
APPROVALS



DIMENSIONS (mm)



REDUCTION CURVE




TECHNICAL DATA

	2-POLE	4-POLE
Rated current	12 A	6 A
Limiting continuous current	See reduction curve	
Rated voltage / max. switching voltage	AC 240 / 400 V~	240 V~
Dielectric strength	Coil/contact set	2500 V _{eff}
	Open contact	1200 V _{eff}
	adjacent contacts	2500 V _{eff}
Terminals	Screw terminals	
Terminal torque according to IEC 61984		0.5 Nm
	max.	0.7 Nm
Terminal capacity	Copper wire	2 x 2.5 mm ²
	Stranded wire	2 x 2.5 mm ²
	with ferrule (DIN 46228/1)	2 x 1.5 mm ²

DESCRIPTION	FOR RELAY TYPE	EAN CODE	AVAILABLE	ORDER NO.
Socket, inputs and outputs arranged separately, 4-pole	PT5x	9004840411515		PT78742
Retaining clip	PTx	9004840417258		PT17021
Jumper bar, 6-fold	-	9004840617023		PT170R6
Marking tag	-	9004839902512		YPT16040

ACCESSORIES FOR MINIATURE RELAY PT – GENERAL INFORMATION



PT ACCESSORIES

SCHRACK-INFO

- Easy removal of the relay even with dense packing
- Due to plastic retaining brackets no reduction in protection classes or air and creepage distance.
- Pluggable indicator and protection modules
- Plastic retaining bracket with eject function for relay 29 mm height
- DIN rail mounts and accessories: compliant with RoHS Directive 2002/95/EC



I KNOW WHERE TO FIND IT!

WITH THE SCHRACK TECHNIK LIVE-PHONE APP

- Access technical product information at any time and from everywhere
- See availability and price immediately
- Order desired products easily

YPT DIN RAIL MOUNT WITH SCREW TERMINALS CONVENTIONAL VERSION



YPT78704

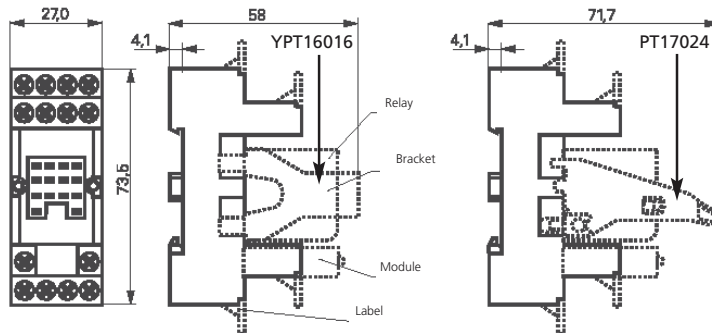
SCHRACK-INFO

- High-quality, contact-reliable terminals
- Captive terminal screws

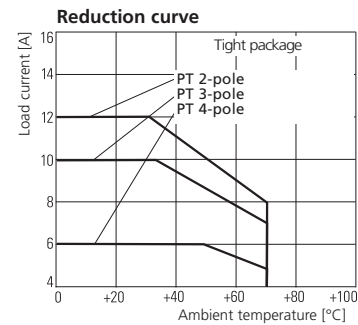
APPROVALS



DIMENSIONS (mm)



REDUCTION CURVE



TECHNICAL DATA

	2-POLE	3-POLE	4-POLE
Rated current	12 A	10 A	6 A
Limiting continuous current	See reduction curve		
Rated voltage / max. switching voltage	AC 250 V~		
Dielectric strength	Coil/contact set	2500 V _{eff}	2500 V _{eff}
	Open contact	1200 V _{eff}	1200 V _{eff}
	adjacent contacts	2500 V _{eff}	2000 V _{eff}
Terminals	Screw terminals		
Terminal torque according to IEC 61984	0.5 Nm		
	max. 0.7 Nm		
Terminal capacity	Copper wire	2 x 2.5 mm ²	
	Stranded wire	2 x 2.5 mm ²	
	with ferrule (DIN 46228/1)	2 x 1.5 mm ²	

DESCRIPTION	FOR RELAY TYPE	EAN CODE	AVAILABLE	ORDER NO.
DIN rail mount with screw terminals, 2-pole	PT2x	9004840152913		YPT78702
DIN rail mount with screw terminals, 3-pole	PT3x	9004840228878		YPT78703
DIN rail mount with screw terminals, 4-pole	PT5x	9004839900341		YPT78704
DIN rail mount with screw terminals, 4-pole with protection diode	PT5x with DC coil	9004839900358		YPT78110
Fixing clip	PTx	9004839902529		YPT16016
Retaining clip with eject function	PTx	9004840617016		PT17024
Jumper bar, 6-fold	-	9004840617023		PT170R6
Marking tag	-	9004839902512		YPT16040



LED AND PROTECTION MODULES



YMLRW230

SCHRACK-INFO

- Compatible with screwless and screw terminal bases

DESCRIPTION	FOR SOCKET	TYPE	EAN CODE	AVAILABLE	ORDER NO.
LED red 6...24 V DCV AC	YPTx, PTx, YRTx, RTx	EM07	9004839069253		YMLRA024
LED red 6...24 V DC with prot. diode (A1+, A2-)	YPTx, PTx, YRTx, RTx	EM18	9004839069192		YMLRD024-A
LED red 6...24 V DC with prot. diode (A1-, A2+)	YPTx, PTx, YRTx, RTx	EM08	9004840152203		YMLRD024
LED red 110...230 V AC	YPTx, PTx, YRTx, RTx	EM06	9004839069246		YMLRW230
LED green 6...24 V DCV AC	YPTx, PTx, YRTx, RTx	EM11	9004839069222		YMLGA024
LED green 6...24 V DC with prot. diode (A1+, A2-)	YPTx, PTx, YRTx, RTx	EM12	9004839069239		YMLGD024
LED green 110...230 V AC	YPTx, PTx, YRTx, RTx	EM10	9004839034879		YMLGW230
Protection diode (A1+, A2-), 6/230 V DC	YPTx, PTx, YRTx, RTx	EM09	9004839069208		YMF DG230
RC network 6...60 V AC	YPTx, PTx, YRTx, RTx	EM02	9004840152272		YMRCW024
RC network 110...230 V AC	YPTx, PTx, YRTx, RTx	EM03	9004840152289		YMRCW230
Varistor 24 V AC	YPTx, PTx, YRTx, RTx	EM04	9004840194081		YMWAW024
Varistor 230 V AC	YPTx, PTx, YRTx, RTx	EM05	9004840194098		YMWAW230



I KNOW WHERE TO FIND IT!

THE SCHRACK TECHNIK WEB SHOP WITH NAVIGATOR
WWW.SCHRACK.COM

- Finding product information made easy
- Buying products around the clock
- Quick access customer service

MULTIMODE RELAY MT

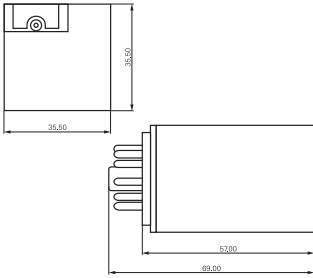


MT

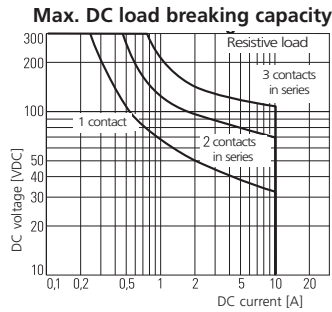
SCHRACK-INFO

- 2/3-pole 10 A, DC and AC coil
- 2 or 3 CO
- Cadmium-free contact material
- DC and AC coil
- Mechanical indicator as standard
- Electrical indicator: optional
- Test button system: touchproof, lock with lever integrated in the cap, test button pushed from the front
- Universal use in control and mechanical engineering

DIMENSIONS (mm)



LOAD BREAKING CAPACITY

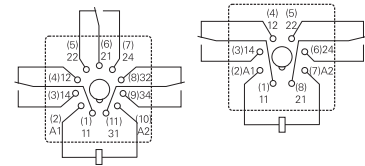


APPROVALS

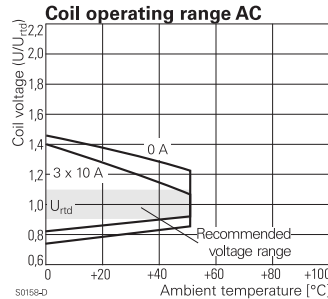
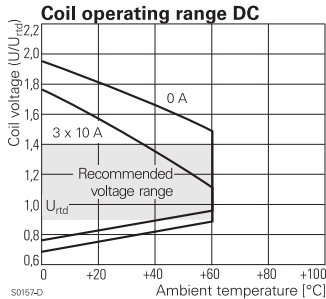


CIRCUIT DIAGRAMS

View of terminals



COIL OPERATING VOLTAGE RANGE



TYPE KEY





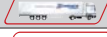

Type	M T				
Contacts	2 2 CO, 8-pole	3 3 CO, 11-pole			
Contact material	2 AgNi 90/10	3 AgNi 90/10, gold-plated,			
Version	1 DC voltage with test button 3 DC voltage with test button and bipolar LED	6 AC voltage with test button 8 AC voltage with test button and LED			
Coil	Coil code: please see coil table, preferred types in bold print				
Other types available on request					

MULTIMODE RELAY MT – continued

TECHNICAL DATA

CONTACT DATA		10 A
Number of contacts and type		2 CO or 3 CO contacts
Contact version		Single contact
Rated current		10 A
Rated voltage / max. switching voltage AC		250 V~ / 440 V~
Max. breaking capacity AC		2500 VA
Making capacity (max.4 s at 10% duty cycle)		20 A
COIL DATA		
Rated voltage range	DC coil	12...220 VDC
	AC coil	24...230 VAC
Rated output	DC coil	typ. 1.2 W
	AC coil	typ. 2.3 VA
Operation release voltage/coil resistance at ambient temperature 23°C	24 VDC coil	18 V / 2.4 V / 475 Ω ± 10%
	24 VDC coil	19.2 V / 9.6 V / 86 Ω ± 10%
	230 VAC coil	184 V / 92 V / 8300 Ω ± 10%

Visit www.schrack.com for further technical data

CONTACTS	COIL	CONTACT MAT.	TYPE	EAN CODE	AVAILABLE	ORDER NO.
2 CO 10 A, 8-POLE ROUND SOCKET						
2 CO	12 V DC	AgNi 90/10	SREL-SL-2-UKE-M1-012G-10	9004840108552		MT221012
2 CO	24 V DC	AgNi 90/10	SREL-SL-2-UKE-M1-024G-10	9004840108569		MT221024
2 CO	12 V AC	AgNi 90/10	SREL-SL-2-UKE-M1-012W-10	9004840108620		MT226012
2 CO	24 V AC	AgNi 90/10	SREL-SL-2-UKE-M1-024W-10	9004840108637		MT226024
2 CO	115 V AC	AgNi 90/10	SREL-SL-2-UKE-M1-115W-10	9004840108668		MT226115
2 CO	230 V AC	AgNi 90/10	SREL-SL-2-UKE-M1-230W-10	9004840108675		MT226230
2 CO, with LED	230 V AC	AgNi 90/10	SREL-SL-2-UKE-M1-230W-10	9004840108699		MT228230
































I KNOW WHERE TO FIND IT!

WITH THE SCHRACK TECHNIK LIVE-PHONE APP

- Access technical product information at any time and from everywhere
- See availability and price immediately
- Order desired products easily

MULTIMODE RELAY MT – continued

CONTACTS	COIL	CONTACT MAT.	TYPE	EAN CODE	AVAILABLE	ORDER NO.
3 CO 10 A, 11-POLE ROUND SOCKET						
3 CO	12 V DC	AgNi 90/10	SREL-SL-3-UKE-M1-012G-10	9004839088681		MT321012
3 CO	24 V DC	AgNi 90/10	SREL-SL-3-UKE-M1-024G-10	9004840108743		MT321024
3 CO	48 V DC	AgNi 90/10	SREL-SL-3-UKE-M1-048G-10	9004840108750		MT321048
3 CO	60 V DC	AgNi 90/10	SREL-SL-3-UKE-M1-060G-10	9004840108767		MT321060
3 CO, with protection diode	24 V DC	AgNi 90/10	SREL-SL-3-UKE-M1-024G-10	9004840108774		MT3210C4
3 CO	110 V DC	AgNi 90/10	SREL-SL-3-UKE-M1-110G-10	9004840108781		MT321110
3 CO	220 V DC	AgNi 90/10	SREL-SL-3-UKE-M1-220G-10	9004840108842		MT321220
3 CO, with LED	24 V DC	AgNi 90/10	SREL-SL-3-UKE-M1-024G-10	9004840108866		MT323024
3 CO, with LED	48 V DC	AgNi 90/10	SREL-SL-3-UKE-M1-048G-10	9004840108873		MT323048
3 CO, with LED	60 V DC	AgNi 90/10	SREL-SL-3-UKE-M1-060G-10	9004840108880		MT323060
3 CO, with protection diode und LED	24 V DC	AgNi 90/10	SREL-SL-3-UKE-M1-024G-10	9004840108897		MT3230C4
3 CO, with LED	110 V DC	AgNi 90/10	SREL-SL-3-UKE-M1-110G-10	9004840108903		MT323110
3 CO, with LED	220 V DC	AgNi 90/10	SREL-SL-3-UKE-M1-220G-10	9004839090585		MT323220
3 CO	12 V AC	AgNi 90/10	SREL-SL-3-UKE-M1-012W-10	9004840108934		MT326012
3 CO	24 V AC	AgNi 90/10	SREL-SL-3-UKE-M1-024W-10	9004840108941		MT326024
3 CO	48 V AC	AgNi 90/10	SREL-SL-3-UKE-M1-048W-10	9004840108965		MT326048
3 CO	60 V AC	AgNi 90/10	SREL-SL-3-UKE-M1-060W-10	9004840108972		MT326060
3 CO	115 V AC	AgNi 90/10	SREL-SL-3-UKE-M1-115W-10	9004840108996		MT326115
3 CO	230 V AC	AgNi 90/10	SREL-SL-3-UKE-M1-230W-10	9004840109009		MT326230
3 CO, with LED	24 V AC	AgNi 90/10	SREL-SL-3-UKE-M1-024W-10	9004839804748		MT328024
3 CO, with LED	115 V AC	AgNi 90/10	SREL-SL-3-UKE-M1-115W-10	9004840109023		MT328115
3 CO, with LED	230 V AC	AgNi 90/10	SREL-SL-3-UKE-M1-230W-10	9004840109030		MT328230
3 CO	24 V DC	AgNi 90/10, htv	SREL-SL-3-UKE-M1-024G-10	9004839088643		MT331024
3 CO	110 V DC	AgNi 90/10, htv	SREL-SL-3-UKE-M1-110G-10	9004840109054		MT331110
3 CO	220 V DC	AgNi 90/10, htv	SREL-SL-3-UKE-M1-220G-10	9004840109078		MT331220
3 CO, with LED	24 V DC	AgNi 90/10, htv	SREL-SL-3-UKE-M1-024G-10	9004840109085		MT333024
3 CO, with protection diode und LED	24 V DC	AgNi 90/10, htv	SREL-SL-3-UKE-M1-024G-10	9004840109092		MT3330C4
3 CO, with LED	220 V DC	AgNi 90/10, htv	SREL-SL-3-UKE-M1-220G-10	9004840160697		MT333220
3 CO, with LED	230 V AC	AgNi 90/10, htv	SREL-SL-3-UKE-M1-230W-10	9004840109122		MT336230



I KNOW WHERE TO FIND IT!

THE SCHRACK TECHNIK WEB SHOP WITH NAVIGATOR
WWW.SCHRACK.COM

- Finding product information made easy
- Buying products around the clock
- Quick access customer service



PANEL RELAYS AND ACCESSORIES

ACCESSORIES FOR MULTIMODE RELAYS MT AND COMPARABLE RELAYS WITH 8-/11-POLE BASE – GENERAL INFORMATION



MT ACCESSORIES

SCHRACK-INFO

- Snap-on mounting on DIN rail
- Screw fastening with centring screw
- Pozidrive screws with lift terminals
- Logical arrangement of input / output terminals
- White marking area

TECHNICAL DATA

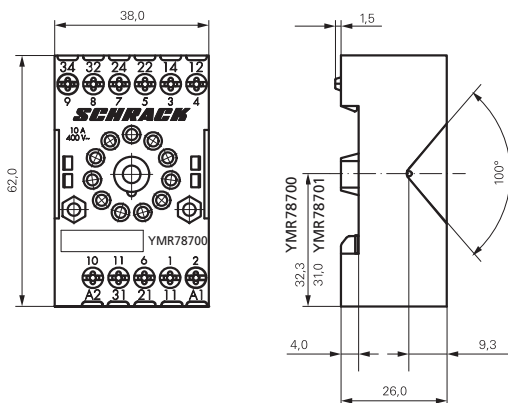
Rated current	10 A
Rated voltage / max. switching voltage	240 / 400 V~
Dielectric strength coil / contact set	> 3000 V _{eff}
Ambient temperature	+80 °C
Degree of protection	IP 20
Mounting distance	≥ 0 dense packing
Mounting / rail	DIN50024 / 22
Terminal capacity	2 x 2.5 mm ²
Terminal torque in according to IEC 61984 max.	0.5 Nm 0.7 Nm

MT PLUG-IN SOCKET WITH SCREW TERMINALS



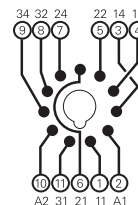
YMR78700

DIMENSIONS (mm)



CIRCUIT DIAGRAM

2 CO contacts (YMR78701) 3 CO contacts (YMR78700)



DESCRIPTION	FOR RELAY TYPE	EAN CODE	AVAILABLE	ORDER NO.
8-pole MT plug-in socket with screw terminals, 2 CO	MT2x	9004839900389		YMR78701
11-pole MT plug-in socket with screw terminals, 3 CO	MT3x	9004839900396		YMR78700



MT PLUG-IN SOCKET WITH SCREW TERMINALS AND MODULE OPTION, 11-POLE

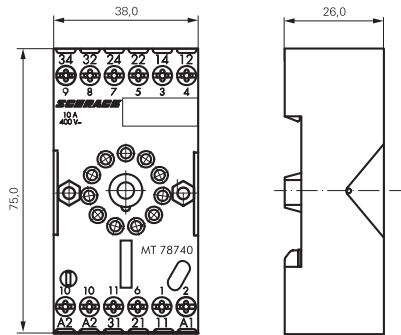


MT78740

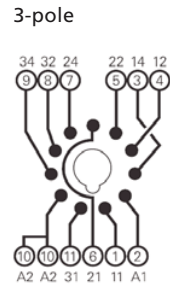


MTMF0W00/MTML0024/MTMT00A0

DIMENSIONS (mm)



CIRCUIT DIAGRAM



TECHNICAL DATA OF THE FUNCTION MODULES

Rated voltage	24...240 V~ / V~
Mains frequency	48...63 Hz
Repeat accuracy	± 0.5 %
Repeatability	≤ 0.5 % or 5 ms
Temperature influence	≤ 0.1 %/°C
Time ranges switchable	0.05 s...240 h in 8 ranges
Ambient temperature	-25...+55 °C

MT PLUG-IN SOCKET WITH SCREW TERMINALS AND MODULE OPTION, 11-POLE – continued

TIME MODULE FUNCTIONS

response delayed MTMZ0W00, MTMF0W00	U/t R	
reset delayed MTMF0W00	U/t S R	
Single shot leading edge with pulse control MTMF0W00	U/t S R	
Single shot trailing edge MTMF0W00	U/t S R	
Response delayed with control contact MTMF0W00	U/t S R	
Single shot leading edge MTMF0W00	U/t R	
Flashing pause starting MTMF0W00	U/t R	
Flashing pulse starting MTMF0W00	U/t R	

DESCRIPTION	FOR RELAY TYPE	EAN CODE	AVAILABLE	ORDER NO.
MT plug-in socket with screw terminals and module option, 3-pole MT3x		9004839052545		MT78740
MT module with red LED 24 V AC / DC	MT3xx024	9004840162714		MTML0024
MT module with protection diode A1+	MT321x, MT331x, MT323x, MT333x	9004840151978		MTMT00A0
MT module with RC network 110/240 AC	MT326x, MT336x, MT328x, MT338x	9004840151961		MTMU0730
MT module, delayed response, multi-voltage 24 V-230 V AC / DC	MT3x	9004840149548		MTMZ0W00
MT module, multifunction, multivoltage 24 V-230 V AC / DC	MT3x	9004840149555		MTMF0W00



I KNOW WHERE TO FIND IT!

WITH THE SCHRACK TECHNIK LIVE-PHONE APP

- Access technical product information at any time and from everywhere
- See availability and price immediately
- Order desired products easily

POWER RELAY RM



RM



RM

SCHRACK-INFO

RM 2 / 3 / 7

- 2 / 3-pole 10 / 16 A, DC and AC coil
- Switching capacity up to 6000 VA
- DC and AC coil
- Mechanical indicator
- Test button
- Plug-in or PCB mountable, fixing with tongue, DIN rail mounting
- For lift control systems, power supplies

RM 6

- 3-pole 10 / 16 A, DC and AC coil
- 2 NO contact or 3 NO contacts
- 3 mm contact gap
- DC and AC coil
- Test button
- Plug-in or PCB mountable, fixing with tongue, DIN rail mounting
- For power adapters, power supplies, pump controllers

RM 8

- 2-pole 25 A, DC and AC coil
- 2 CO contacts
- DC and AC coil
- Mechanical indicator
- Test button
- Fastening with tongue or DIN rail mounting
- For cleaning machines, heating / cooling units

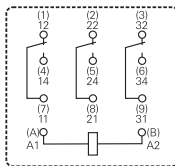
RMD

- 1-pole, 30 A, DC and AC coil
- 1 NO or 1 NO + 1 NC contact
- Switching capacity up to 7500 VA
- DC and AC coil
- Test button
- Fastening with tongue
- For battery chargers, heating controls

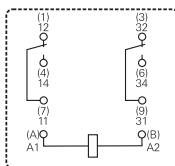
CIRCUIT DIAGRAMS

RM 2 / 3 / 7

3 CO

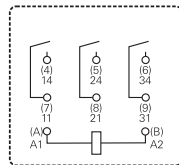


2 CO



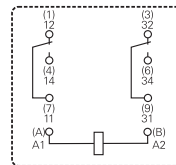
RM 6

3 NO



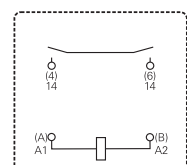
RM 8

2 CO



RMD

1 NO, RMD

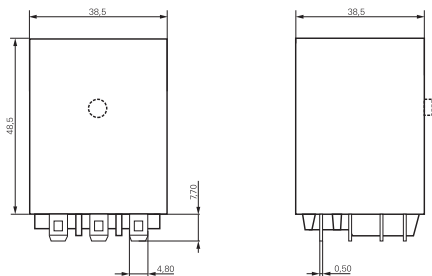


PANEL RELAYS AND ACCESSORIES

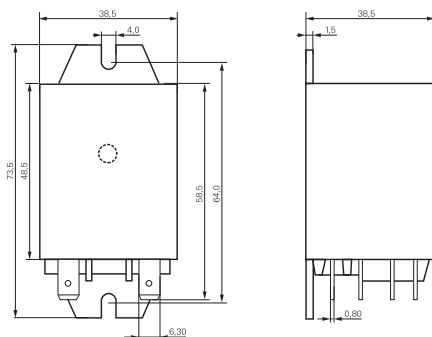
POWER RELAY RM – continued

DIMENSIONS (mm)

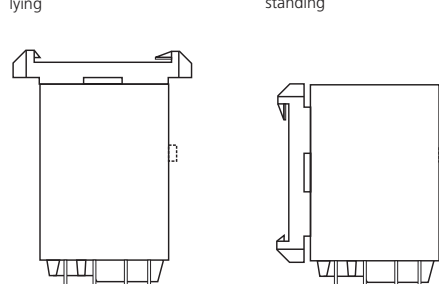
Cover without lug, plug-in connectors for plug-in socket



Cap with mounting bracket, Faston 250 (187 possible)

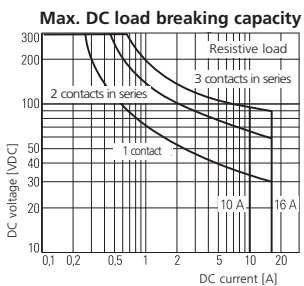


Cap with DIN snap mechanism (only Faston 250)
lying standing

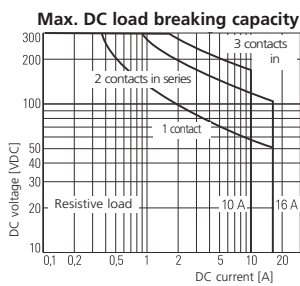


LOAD BREAKING CAPACITY

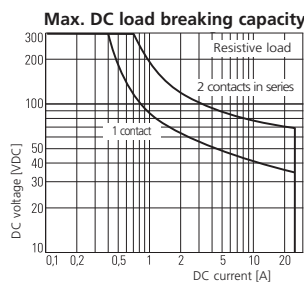
RM 2, 3, 7



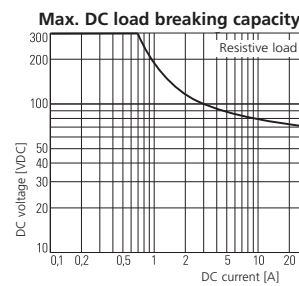
RM 6



RM 8



RMD



TYPE KEY

Type	Contacts	Version	Contacts	Coil code
RM	2 2 CO, 16 A 3 3 CO, 10 A	7 3 CO, 16 A		
	6 3 NO, 10 A (3 mm contact gap) 8 2 CO, 25 A D 1 NO, 30 A (bridging contact)			
		3 With test button		
	2 Cap without lug, AMP Faston 187 3 Cap with lug, AMP Faston 187 5 Cap with lug, AMP Faston 250			
		8 Cap with DIN snap mechanism, lying, AMP Faston 250 9 Cap with DIN snap mechanism, standing, AMP Faston 250		
				Coil code: please see coil table, preferred types in bold print

AMP Faston 187 = 4.8 x 0.5 mm

AMP Faston 250 = 6.3 x 0.8 mm

POWER RELAY RM – continued

TECHNICAL DATA

CONTACT DATA		RM2	RM3	RM7
Number of contacts and type		2 CO	3 CO	3 CO
Contact version		Single contact	Single contact	Single contact
Rated current		16 A	10 A	16 A
Rated voltage / max. switching voltage AC		380 V~ / 440 V~	380 V~ / 440 V~	380 V~ / 440 V~
Max. breaking capacity AC		6000 VA	3800 VA	6000 VA
Making capacity (max. 4 s at 10% DF)		40 A	40 A	40 A
Contact material		AgCdO	AgCdO	AgCdO
COIL DATA				
Rated voltage range	DC coil	12...24 VDC	24 VDC	12...60 VDC
	AC coil	230 VAC	230 VAC	24...400 VDC
Rated output	DC coil	1.2 W	1.2 W	1.6 W
	AC coil	2.3 VA	2.3 VA	2.8 VA
Operation release voltage/coil resistance at ambient temperature 23 °C	24 VDC coil	18 V / 2.4 V	18 V / 2.4 V	18 V / 2.4 V
	230 VAC coil	184 V / 92 V	184 V / 92 V	184 V / 92 V

Visit www.schrack.com for further technical data

CONTACT DATA		RM6	RM8
Number of contacts and type		3 NO	2 CO
Contact version		Single contact	Single contact
Rated current		10 A	25 A
Rated voltage / max. switching voltage AC		380 V~ / 440 V~	250 V~ / 440 V~
Max. breaking capacity AC		3800 VA	6000 VA
Making capacity (max. 4 s at 10% DF)		25 A	60 A
Contact material		AgCdO	AgCdO
COIL DATA			
Rated voltage range	DC coil	24 VDC	24 VDC
	AC coil	230 VAC	230 VAC
Rated output	DC coil	1.6 W	1.2 W
	AC coil	2.8 VA	2.8 VA
Operation release voltage/coil resistance at ambient temperature 23 °C	24 VDC coil	18 V / 2.4 V	18 V / 2.4 V
	230 VAC coil	184 V / 92 V	184 V / 92 V














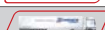







Visit www.schrack.com for further technical data

CONTACT DATA		RMD
Number of contacts and type		1 NO contact
Contact version		Bridge context
Rated current		30 A
Rated voltage / max. switching voltage AC		250 V~ / 440 V~
Max. breaking capacity AC		7500 VA
Making capacity (max. 4 s at 10% DF)		60 A
Contact material		AgCdO
COIL DATA		
Rated voltage range	DC coil	6...220 VDC
	AC coil	6...400 VAC
Rated output	DC coil	24 VDC
Operation release voltage/coil resistance at ambient temperature 23 °C	24 VDC coil	18 V / 2.4 V
	230 VAC coil	184 V / 92 V

Visit www.schrack.com for further technical data

PANEL RELAYS AND ACCESSORIES

POWER RELAY RM – continued

CONTACTS	COIL	CONTACT MAT.	TYPE	EAN CODE	AVAILABLE	ORDER NO.
10 A						
3 CO, (for RM socket)	24 V DC	AgCdO	SREL-SL-3-UKE-M1-024G-10	9004840105346		RM332024-D
3 CO, (for RM socket) without test button	24 V DC	AgCdO	SREL-SL-3-UKE-M1-024G-10	9004840110319		RM302024-D
3 CO, (for RM socket)	230 V AC	AgCdO	SREL-SL-3-UKE-M1-230W-10	9004840105353		RM3327305E
3 NO, 3 mm (for RM socket)						
3 NO, (for RM socket)	24 V DC	AgCdO	SREL-SL-3-AKE-M1-024G-10	9004840101478		RM632024-A
3 NO, (for RM socket)	24 V DC	AgCdO	SREL-SL-3-AKE-M1-024G-10	9004840125238		RM602024
3 NO, (for RM socket)	24 V DC	AgCdO	SREL-SL-3-UKE-M1-024G-10	9004840101478		RM632024-A
16 A						
2 CO, (for RM socket)	24 V DC	AgCdO	SREL-SL-2-UKE-M1-024G-10	9004840109955		RM232024-D
3 CO, (for RM socket)	12 V DC	AgCdO	SREL-SL-3-UKE-M1-012G-16	9004840105513		RM732012-C
3 CO, (for RM socket)	24 V DC	AgCdO	SREL-SL-3-UKE-M1-024G-16	9004840105360		RM732024-C
3 CO, (for RM socket) without test button	24 V DC	AgCdO	SREL-SL-3-UKE-M1-024G-16	9004840105384		RM702024-C
3 CO, (for RM socket)	60 V DC	AgCdO	SREL-SL-3-UKE-M1-060G-16	9004840101225		RM732060
3 CO, (for RM socket)	24 V AC	AgCdO	SREL-SL-3-UKE-M1-024W-16	9004840104233		RM732524-C
3 CO, (for RM socket)	230 V AC	AgCdO	SREL-SL-3-UKE-M1-230W-16	9004839086984		RM732730
3 CO	230 V AC	AgCdO	SREL-SL-3-UKE-M1-230W-16	9004840103786		RM7357305E
3 CO	400 V AC	AgCdO	SREL-SL-3-UKE-M1-400W-16	9004840385113		RM732900
3 CO	24 V DC	AgCdO	SREL-LL-3-UKE-M1-024G-16	9004840103816		RM738024-C
3 CO	230 V AC	AgCdO	SREL-LL-3-UKE-M1-230W-16	9004840103854		RM738730-C
3 CO	230 V AC	AgCdO	SREL-SL-3-UKE-M1-230W-16	9004840100020		RM7397305E
25 A						
2 CO	24 V DC	AgCdO	SREL-SL-2-UKE-M1-024G-25	9004840104264		RM835024
2 CO	24 V DC	AgCdO	SREL-LL-2-UKE-M1-024G-25	9004840100037		RM838024
2 CO	24 V DC	AgCdO	SREL-SL-2-UKE-M1-024G-25	9004840104042		RM839024
2 CO	230 V AC	AgCdO	SREL-SL-2-UKE-M1-230W-25	9004840105742		RM805730
2 CO	230 V AC	AgCdO	SREL-SL-2-UKE-M1-230W-25	9004840142815		RM809730
2 CO	230 V AC	AgCdO	SREL-SL-2-UKE-M1-230W-25	9004840100938		RM8357305E
2 CO	230 V AC	AgCdO	SREL-SL-2-UKE-M1-230W-25	9004840111149		RM839730
30 A						
3 NO	24 V DC	AgCdO	LEIST-REL-GS-BRK-30A	9004840189087		RMD05024



I KNOW WHERE TO FIND IT!

THE SCHRACK TECHNIK WEB SHOP WITH NAVIGATOR
WWW.SCHRACK.COM

- Finding product information made easy
- Buying products around the clock
- Quick access customer service

ACCESSORIES FOR POWER RELAYS RM – GENERAL INFORMATION



RM ACCESSORIES


SCHRACK-INFO

- 2 / 3-pole, 10 / 16 A
- suitable, e.g.. for the relays: RM332, RM632, RM732

TECHNICAL DATA

	UP TO 250 V AC
Rated current	16 A
Rated voltage / max. switching voltage	250 V~
Dielectric strength coil / contact set	> 2500 V _e
Ambient temperature	-40...+40 °C
Terminal torque	0.8 Nm
max.	1.2 Nm

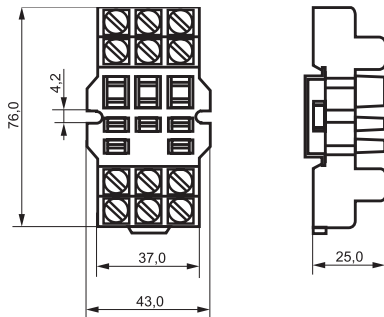
RM PLUG-IN SOCKET WITH SCREW TERMINALS



RM78705

DIMENSIONS (mm)

RM78705



DESCRIPTION	FOR RELAY TYPE	EAN CODE	AVAILABLE	ORDER NO.
RM-socket for screw fastening up to 250 V AC	RMxx2x (187 Faston)	9004839013621		RM78705



Order no. blue: on stock, usually ready for delivery on the day of order!