

Twilight switches







BZT27731

Schrack-Info

- Analog or digital twilight switch
- External or integrated light sensor
- Switching level of brightness continuously adjustable

	BZT27731--	BZT27711--	BZT27800--
Nominal supply voltage	220-240 V AC	220-240 V AC	220-240 V AC
Frequency	50-60 Hz	50-60 Hz	50-60 Hz
Width	3TE	1 MW	-
Mounting	DIN-rail	DIN-rail	wall- or mast mounting
Circuits	CO	NO	NO
Terminals	potential free, not for SELV	potential free	potential free, not for SELV
Program	week program	-	-
Additional program	vacation program	-	-
Circuits	1	1	1
Memory	56	-	-
Power drive	10 years, at 20°C	-	-
Incandescent lamp load	2600 W	2300 W	2300 W
Halogen lamp load	2600 W	2300 W	2300 W
Energy saver	22 x 7 W, 18 x 11 W, 16 x 15 W, 16 x 20 W, 14 x 23 W	9 x 7 W, 7 x 11 W, 7 x 15 W, 7 x 20 W, 7 x 23 W	9 x 7 W, 7 x 11 W, 7 x 15 W, 7 x 20 W, 7 x 23 W
Fluorescent tube load(VVG) non compensated	2300 VA	2300 VA	2300 VA
Fluorescent tube load(VVG) serial compensated	2300 VA	2300 VA	2300 VA
Fluorescent tube load(VVG) duo compensated	2300 VA	2300 VA	2300 VA
Fluorescent tube load(VVG) parallel compensated	800 VA, 80µF	400 VA, 42µF	400 VA, 42µF
Fluorescent tube load(EVG)	650 VA	300 VA	300 VA
Output	16 A (at 250 V AC, cos phi = 1), 10 A (at 250 V AC, cos phi = 0,6), 10 A (halogen lamp load)		
Minimum switching power	< 10 mA	< 10 mA	-
Shortest sequence	1 min	-	-
Time settings	quartz	-	-
Stand by power consumption	1,3 W	0,8 W	0,6 W
Approvals	VDE	VDE	VDE
Terminals	DuoFix-plugin terminals	screw terminals	screw terminals
Display	LCD-Display	-	-
Operating	4 tip button, 1 potentiometer	-	-
Housing	high temperature resistive, self extinguishing thermoplast		
Degree of protection	IP 20, Sensor IP 55	IP 20, Sensor IP 54	IP 55
Protection class	II, Sensor III	II	II
Ambient temperature	-30° C ... +55° C	-25° C ... +50° C	-35° C ... +50° C
Brightness	2 - 2000 lx	2 - 100 lx	5 - 200 lx
On delay	0 - 59 min	20 s	40 s
Off delay	0 - 59 min	80 s	40 s
Max. wiring length to sensor	100 m	25 m	-

DESCRIPTION	AVAILABLE	ORDER NO.
Twilight switches with external light sensor		
Photoelectric switch, digital, 1 CO.		BZT27731
Analogue Photoelectric switch, 1 Ch., 1 MW		BZT27711
Twilight switches with integrated light sensor		
Wall - Photoelectric switch with integrated light sensor		BZT27800
Accessories for twilight switches		
Light Sensor Surface mounting IP54		BZT26325



Order no. blue: on stock, usually ready for delivery on the day of order